


House Select Committee on Redistricting

2021

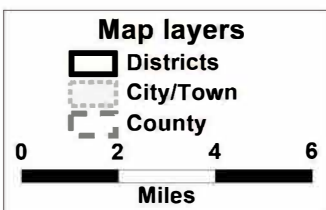


District: 1 and Vicinity

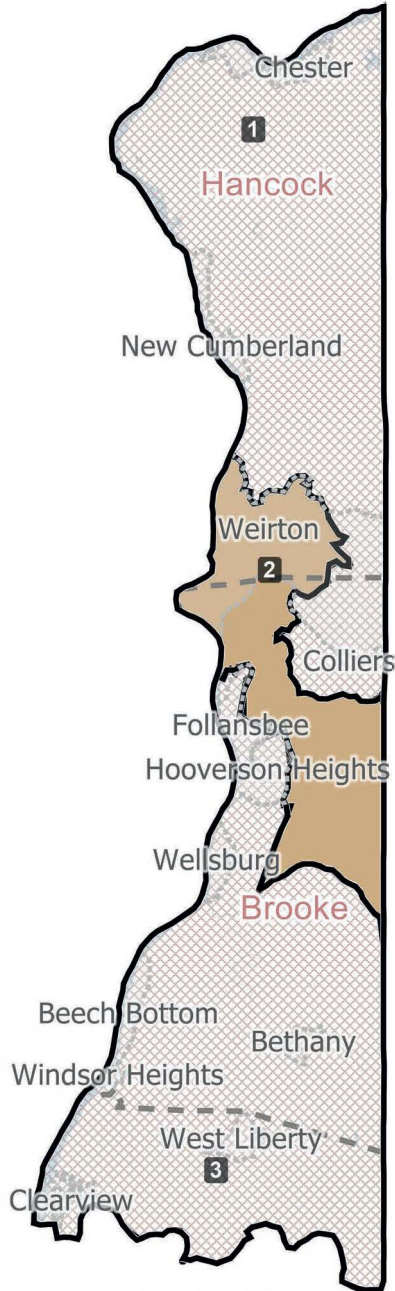


Field	Value
District	1
Population	18807
Deviation	870
% Deviation	4.85%
White	17676
% White	93.99%
AP_Bl	274
% AP_Bl	1.46%
AP_Ind	304
% AP_Ind	1.62%
AP_Asn	142
% AP_Asn	0.76%
AP_Hwn	17
% AP_Hwn	0.09%
AP_Oth	432
% AP_Oth	2.3%
2+ Races	816
% 2+ Races	4.34%
Hispanic Origin	233
% Hispanic Origin	1.24%
18+_Pop	15450
% 18+_Pop	82.15%

©2021 CALIPER; ©2020 HERE

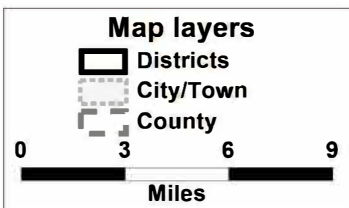


District: 2 and Vicinity

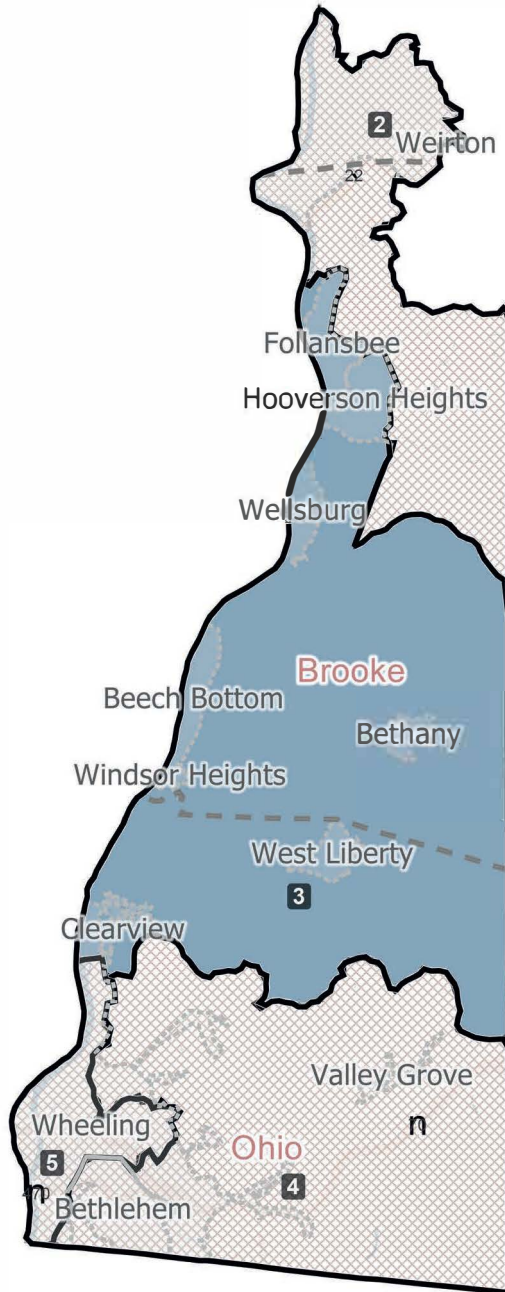


©2021 CALIPER

Field	Value
District	2
Population	18831
Deviation	894
% Deviation	4.98%
White	16854
% White	89.5%
AP_Bl	1065
% AP_Bl	5.66%
AP_Ind	397
% AP_Ind	2.11%
AP_Asn	140
% AP_Asn	0.74%
AP_Hwn	19
% AP_Hwn	0.1%
AP_Oth	454
% AP_Oth	2.41%
2+ Races	1089
% 2+ Races	5.78%
Hispanic Origin	320
% Hispanic Origin	1.7%
18+_Pop	15171
% 18+_Pop	80.56%

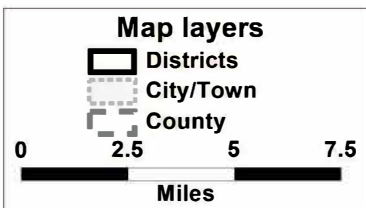


District: 3 and Vicinity

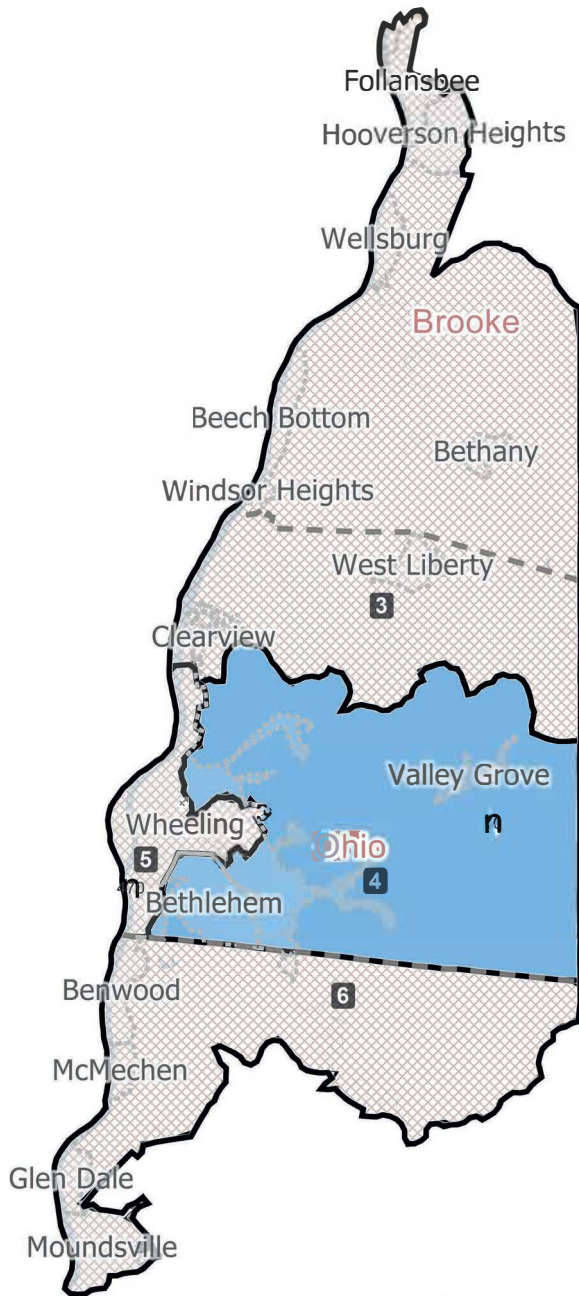


©2021 CALIPER; ©2020 HERE

Field	Value
District	3
Population	18817
Deviation	880
% Deviation	4.91%
White	17487
% White	92.93%
AP_Bl	526
% AP_Bl	2.8%
AP_Ind	308
% AP_Ind	1.64%
AP_Asn	88
% AP_Asn	0.47%
AP_Hwn	15
% AP_Hwn	0.08%
AP_Oth	443
% AP_Oth	2.35%
2+ Races	795
% 2+ Races	4.22%
Hispanic Origin	208
% Hispanic Origin	1.11%
18+_Pop	15644
% 18+_Pop	83.14%

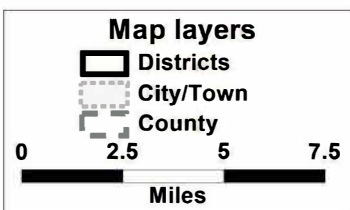


District: 4 and Vicinity



Field	Value
District	4
Population	18830
Deviation	893
% Deviation	4.98%
White	17304
% White	91.9%
AP_Bl	578
% AP_Bl	3.07%
AP_Ind	338
% AP_Ind	1.8%
AP_Asn	255
% AP_Asn	1.35%
AP_Hwn	12
% AP_Hwn	0.06%
AP_Oth	407
% AP_Oth	2.16%
2+ Races	855
% 2+ Races	4.54%
Hispanic Origin	257
% Hispanic Origin	1.36%
18+_Pop	14985
% 18+_Pop	79.58%

©2021 CALIPER; ©2020 HERE

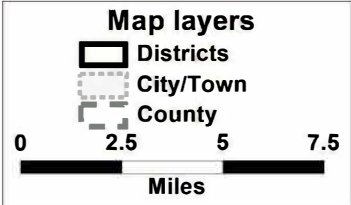


District: 5 and Vicinity

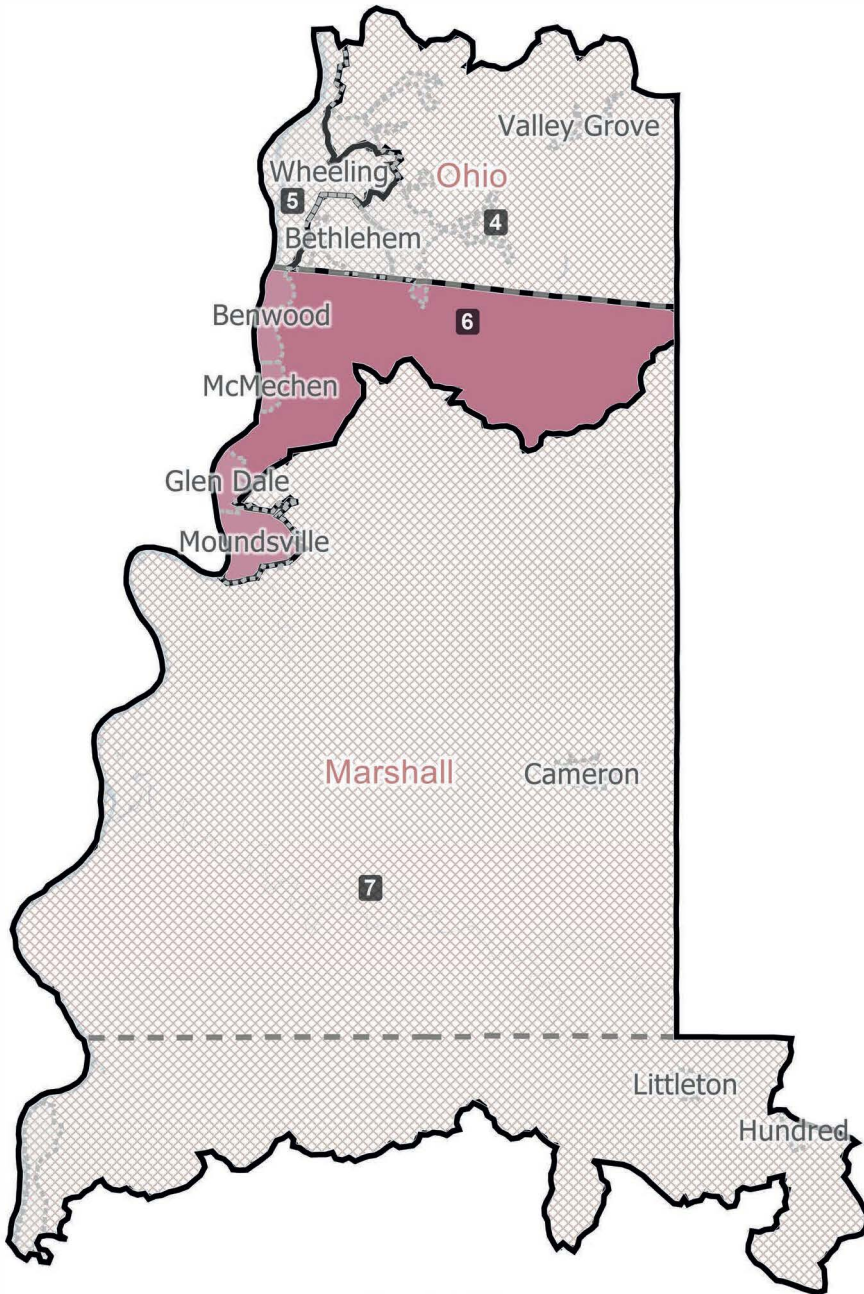


Field	Value
District	5
Population	18794
Deviation	857
% Deviation	4.78%
White	16024
% White	85.26%
AP_Bl	1734
% AP_Bl	9.23%
AP_Ind	393
% AP_Ind	2.09%
AP_Asn	259
% AP_Asn	1.38%
AP_Hwn	25
% AP_Hwn	0.13%
AP_Oth	497
% AP_Oth	2.64%
2+ Races	1194
% 2+ Races	6.35%
Hispanic Origin	340
% Hispanic Origin	1.81%
18+_Pop	15240
% 18+_Pop	81.09%

©2021 CALIPER; ©2020 HERE

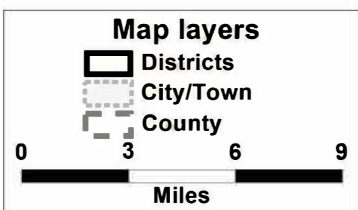


District: 6 and Vicinity

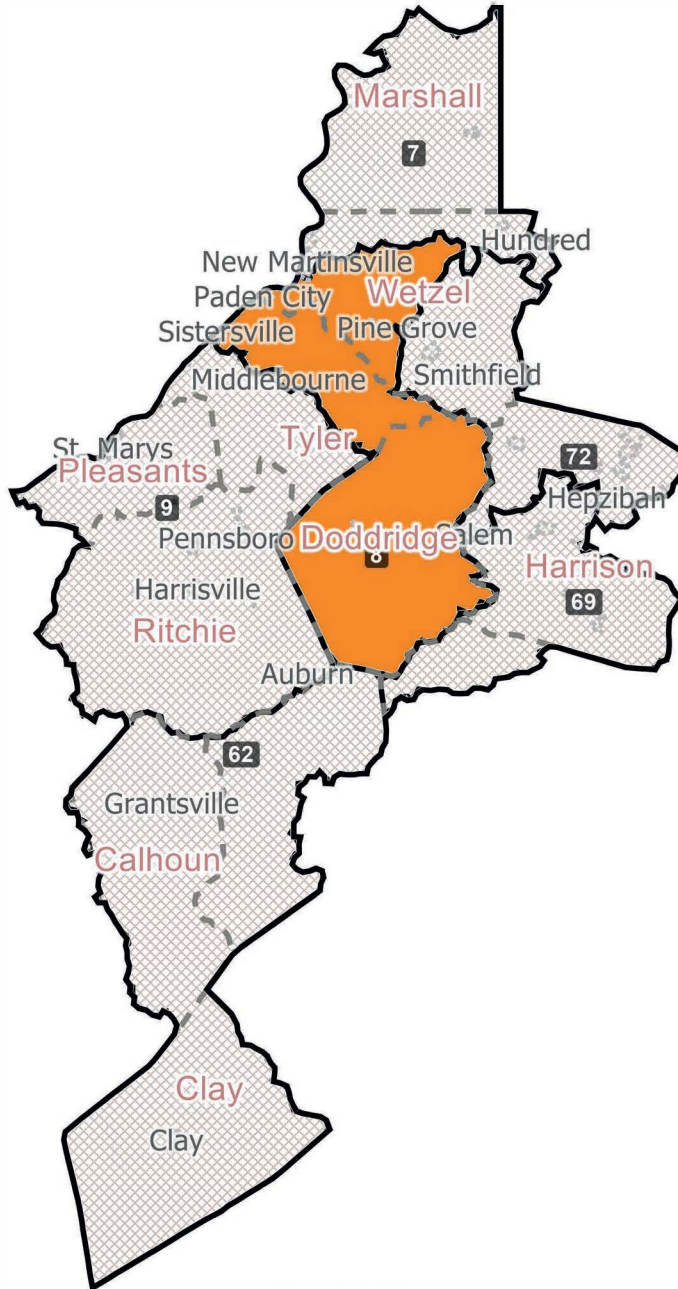


Field	Value
District	6
Population	18747
Deviation	810
% Deviation	4.52%
White	17597
% White	93.87%
AP_Bl	289
% AP_Bl	1.54%
AP_Ind	358
% AP_Ind	1.91%
AP_Asn	143
% AP_Asn	0.76%
AP_Hwn	17
% AP_Hwn	0.09%
AP_Oth	375
% AP_Oth	2%
2+ Races	841
% 2+ Races	4.49%
Hispanic Origin	244
% Hispanic Origin	1.3%
18+_Pop	15177
% 18+_Pop	80.96%

©2021 CALIPER

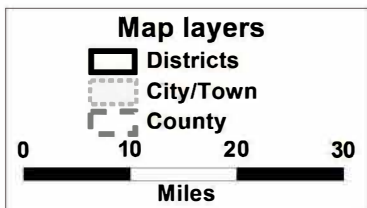


District: 8 and Vicinity

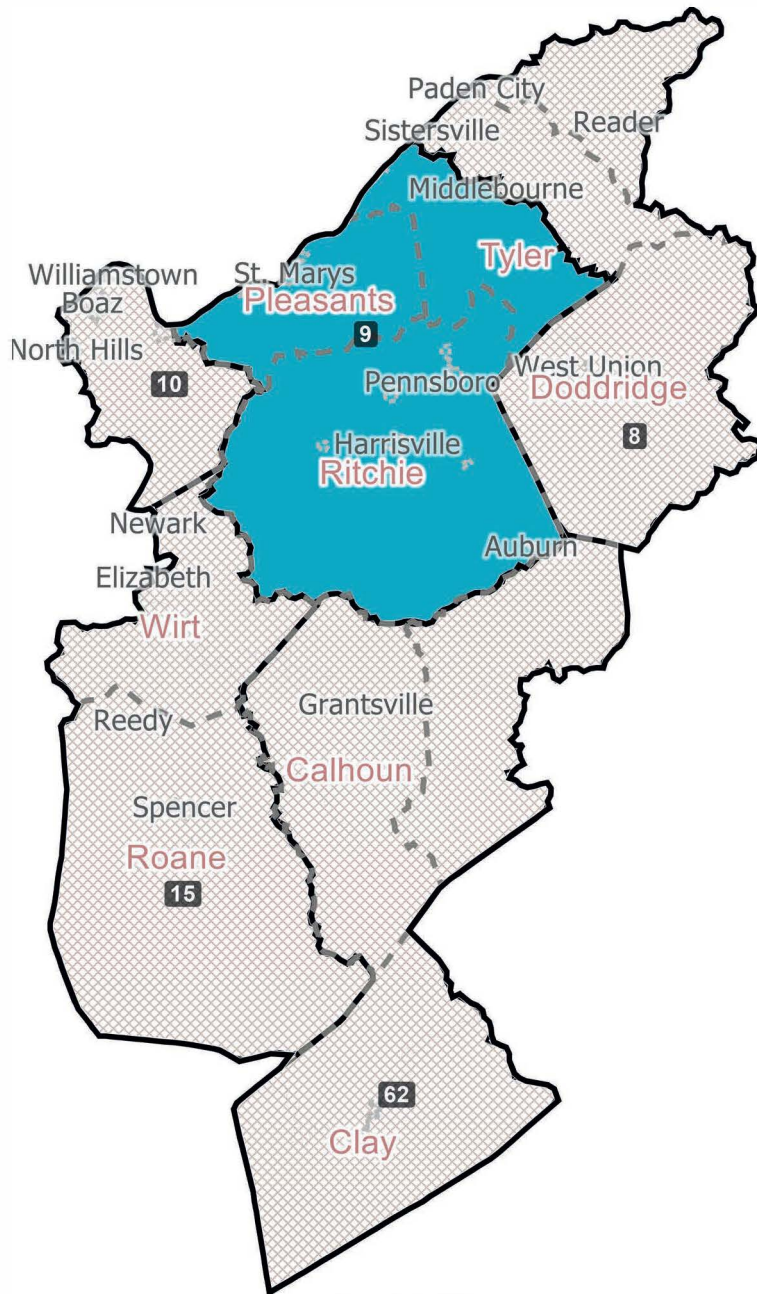


Field	Value
District	8
Population	18566
Deviation	629
% Deviation	3.51%
White	17628
% White	94.95%
AP_Bl	267
% AP_Bl	1.44%
AP_Ind	381
% AP_Ind	2.05%
AP_Asn	64
% AP_Asn	0.34%
AP_Hwn	8
% AP_Hwn	0.04%
AP_Oth	272
% AP_Oth	1.47%
2+ Races	629
% 2+ Races	3.39%
Hispanic Origin	139
% Hispanic Origin	0.75%
18+_Pop	15044
% 18+_Pop	81.03%

©2021 CALIPER

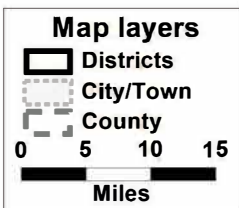


District: 9 and Vicinity

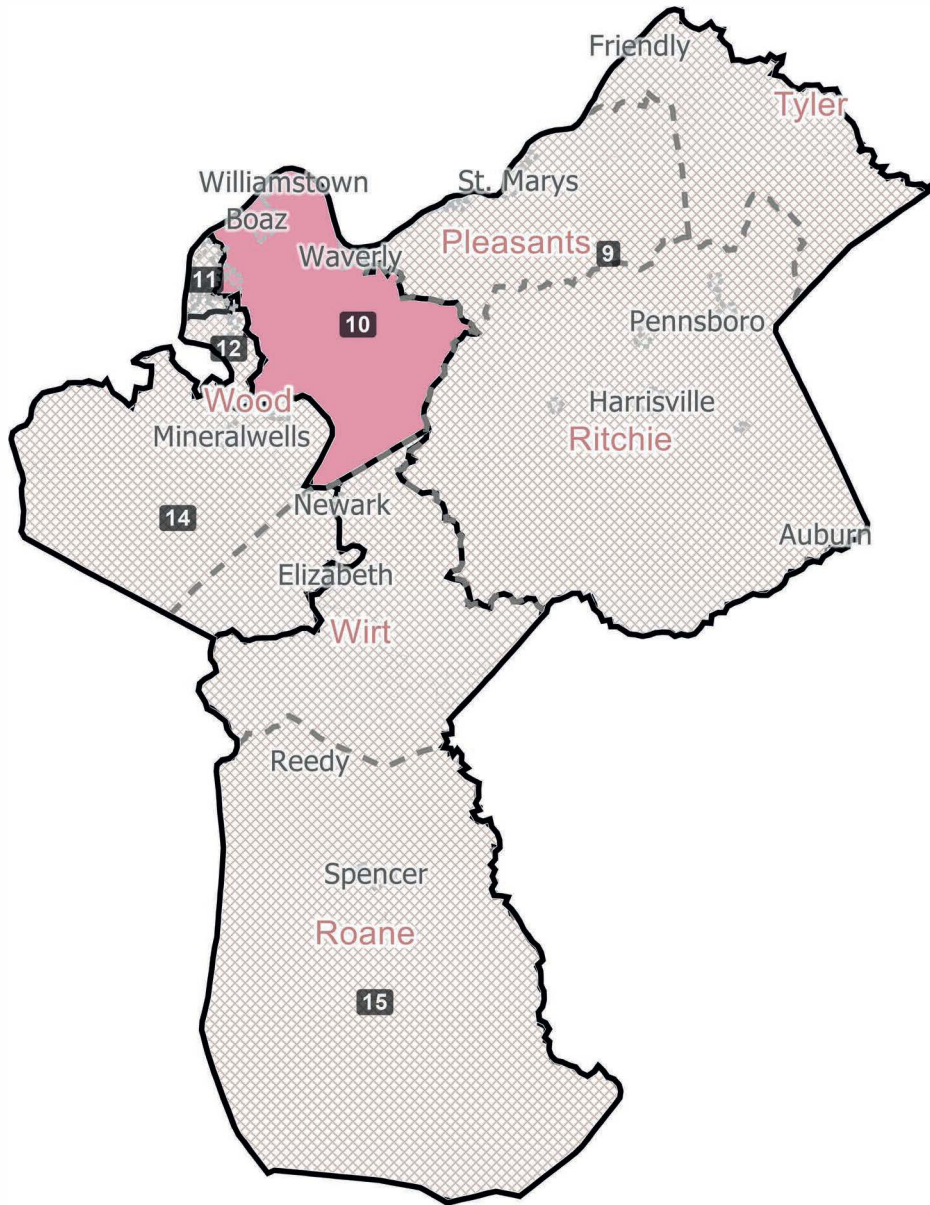


©2021 CALIPER

Field	Value
District	9
Population	18524
Deviation	587
% Deviation	3.27%
White	17724
% White	95.68%
AP_Blkc	196
% AP_Blkc	1.06%
AP_Ind	384
% AP_Ind	2.07%
AP_Asn	62
% AP_Asn	0.33%
AP_Hwn	9
% AP_Hwn	0.05%
AP_Oth	191
% AP_Oth	1.03%
2+ Races	562
% 2+ Races	3.03%
Hispanic Origin	164
% Hispanic Origin	0.89%
18+_Pop	14993
% 18+_Pop	80.94%

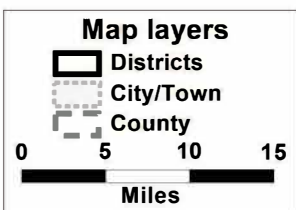


District: 10 and Vicinity

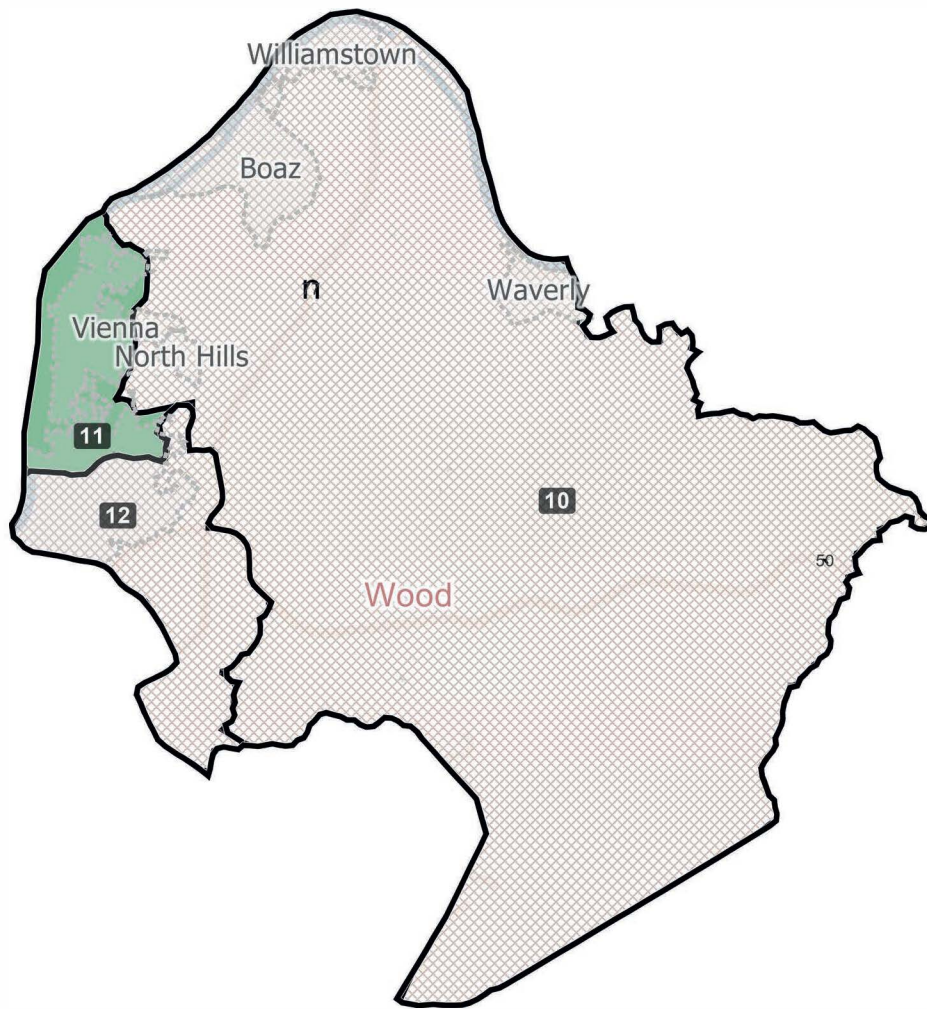


Field	Value
District	10
Population	17073
Deviation	-864
% Deviation	-4.82%
White	16007
% White	93.76%
AP_Blkc	289
% AP_Blkc	1.69%
AP_Ind	429
% AP_Ind	2.51%
AP_Asn	135
% AP_Asn	0.79%
AP_Hwn	17
% AP_Hwn	0.1%
AP_Oth	244
% AP_Oth	1.43%
2+ Races	766
% 2+ Races	4.49%
Hispanic Origin	174
% Hispanic Origin	1.02%
18+_Pop	13515
% 18+_Pop	79.16%

©2021 CALIPER

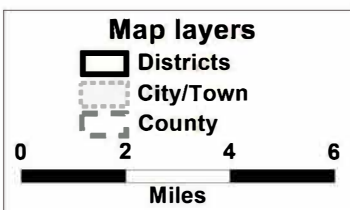


District: 11 and Vicinity

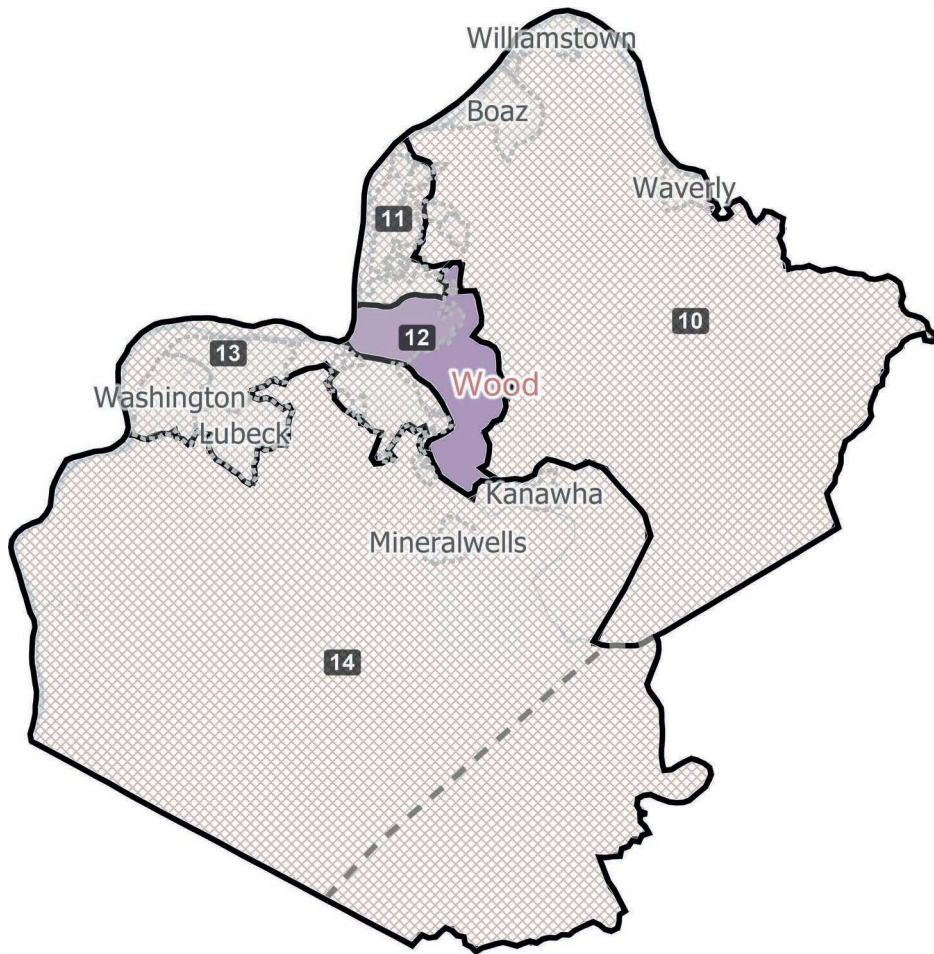


Field	Value
District	11
Population	17145
Deviation	-792
% Deviation	-4.42%
White	15580
% White	90.87%
AP_Bl	486
% AP_Bl	2.83%
AP_Ind	384
% AP_Ind	2.24%
AP_Asn	394
% AP_Asn	2.3%
AP_Hwn	13
% AP_Hwn	0.08%
AP_Oth	353
% AP_Oth	2.06%
2+ Races	886
% 2+ Races	5.17%
Hispanic Origin	308
% Hispanic Origin	1.8%
18+_Pop	13895
% 18+_Pop	81.04%

©2021 CALIPER; ©2020 HERE

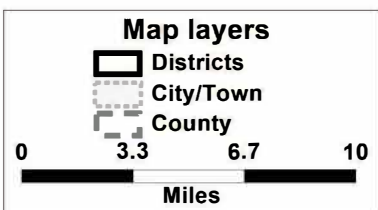


District: 12 and Vicinity

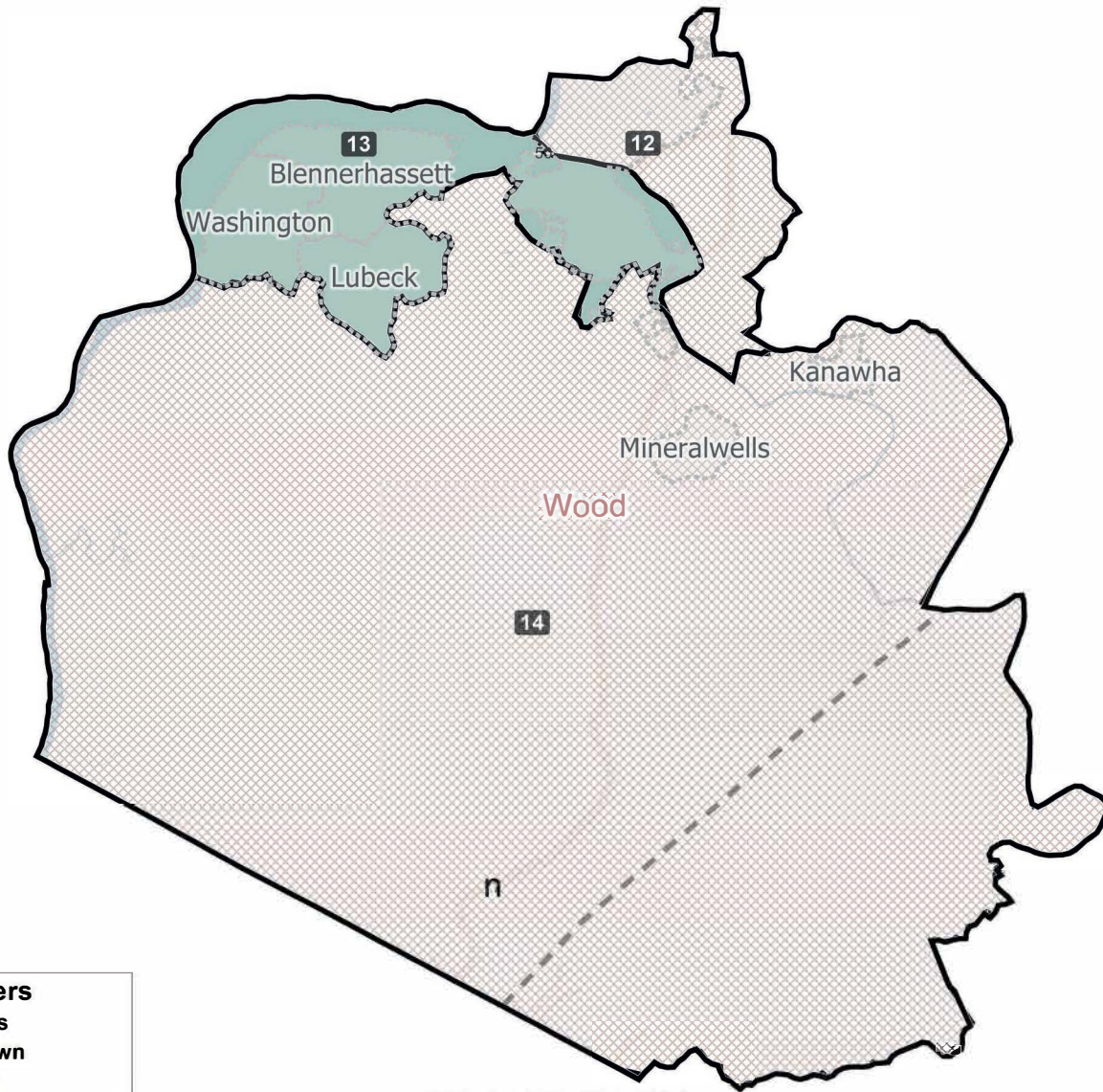


Field	Value
District	12
Population	17129
Deviation	-808
% Deviation	-4.5%
White	15305
% White	89.35%
AP_Blkc	820
% AP_Blkc	4.79%
AP_Ind	513
% AP_Ind	2.99%
AP_Asn	147
% AP_Asn	0.86%
AP_Hwn	21
% AP_Hwn	0.12%
AP_Oth	412
% AP_Oth	2.41%
2+ Races	1123
% 2+ Races	6.56%
Hispanic Origin	334
% Hispanic Origin	1.95%
18+_Pop	13585
% 18+_Pop	79.31%

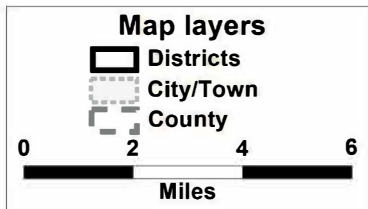
©2021 CALIPER



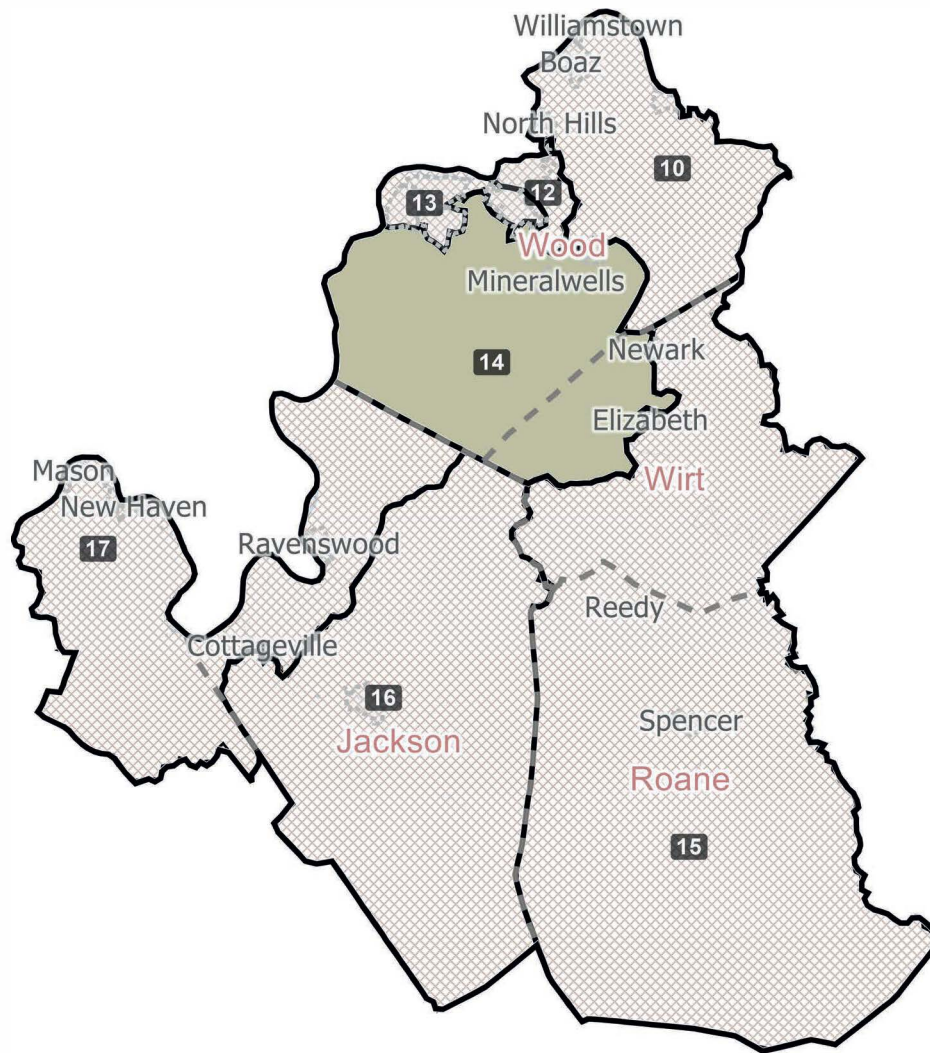
District: 13 and Vicinity



Field	Value
District	13
Population	17055
Deviation	-882
% Deviation	-4.92%
White	16004
% White	93.84%
AP_Bl	344
% AP_Bl	2.02%
AP_Ind	302
% AP_Ind	1.77%
AP_Asn	118
% AP_Asn	0.69%
AP_Hwn	18
% AP_Hwn	0.11%
AP_Oth	302
% AP_Oth	1.77%
2+ Races	699
% 2+ Races	4.1%
Hispanic Origin	223
% Hispanic Origin	1.31%
18+_Pop	13411
% 18+_Pop	78.63%

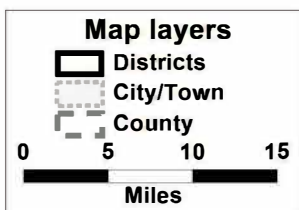


District: 14 and Vicinity

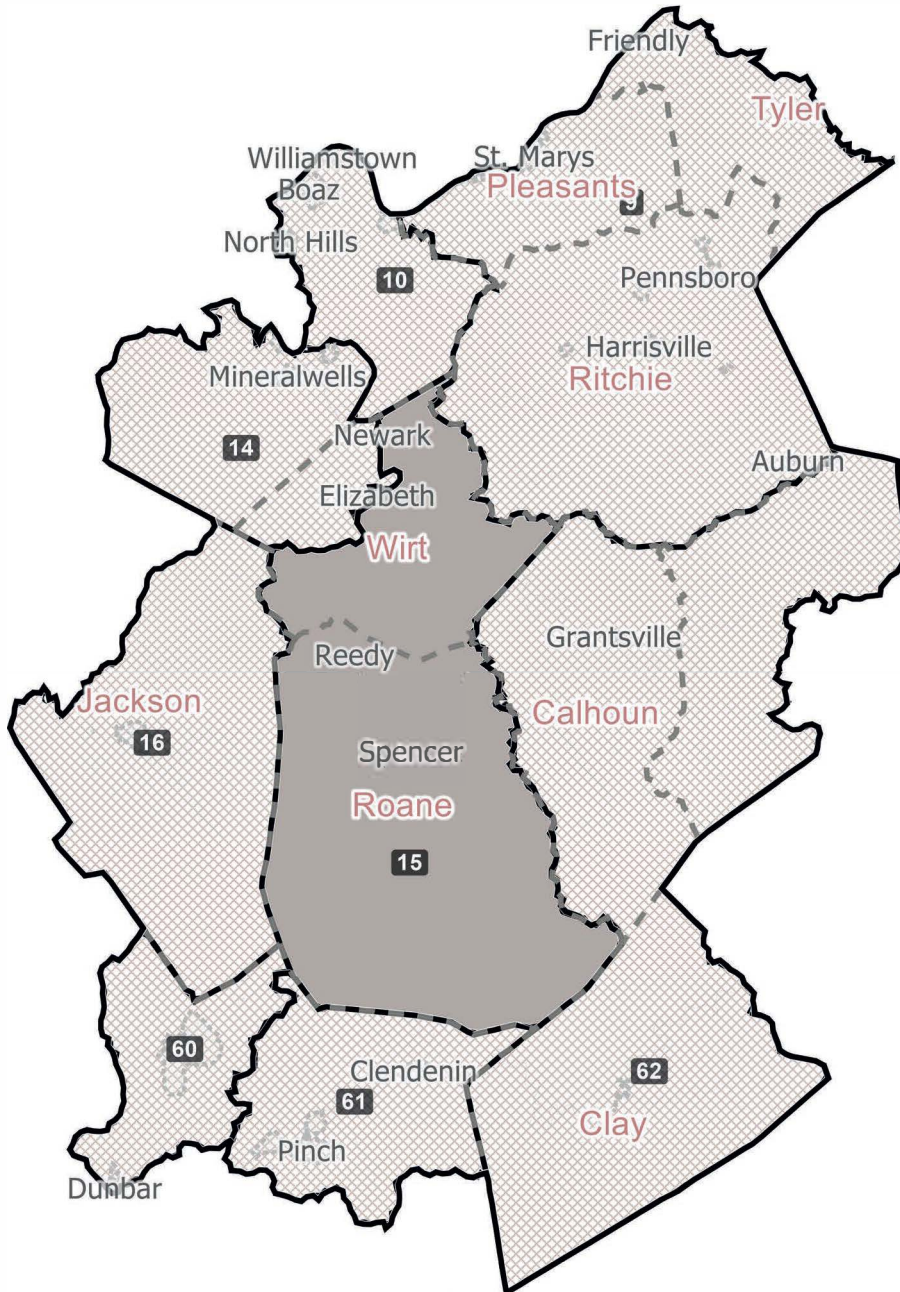


Field	Value
District	14
Population	17079
Deviation	-858
% Deviation	-4.78%
White	16427
% White	96.18%
AP_Bl	144
% AP_Bl	0.84%
AP_Ind	269
% AP_Ind	1.58%
AP_Asn	93
% AP_Asn	0.54%
AP_Hwn	15
% AP_Hwn	0.09%
AP_Oth	162
% AP_Oth	0.95%
2+ Races	472
% 2+ Races	2.76%
Hispanic Origin	144
% Hispanic Origin	0.84%
18+_Pop	13454
% 18+_Pop	78.78%

©2021 CALIPER

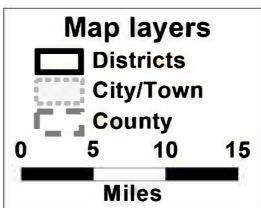


District: 15 and Vicinity

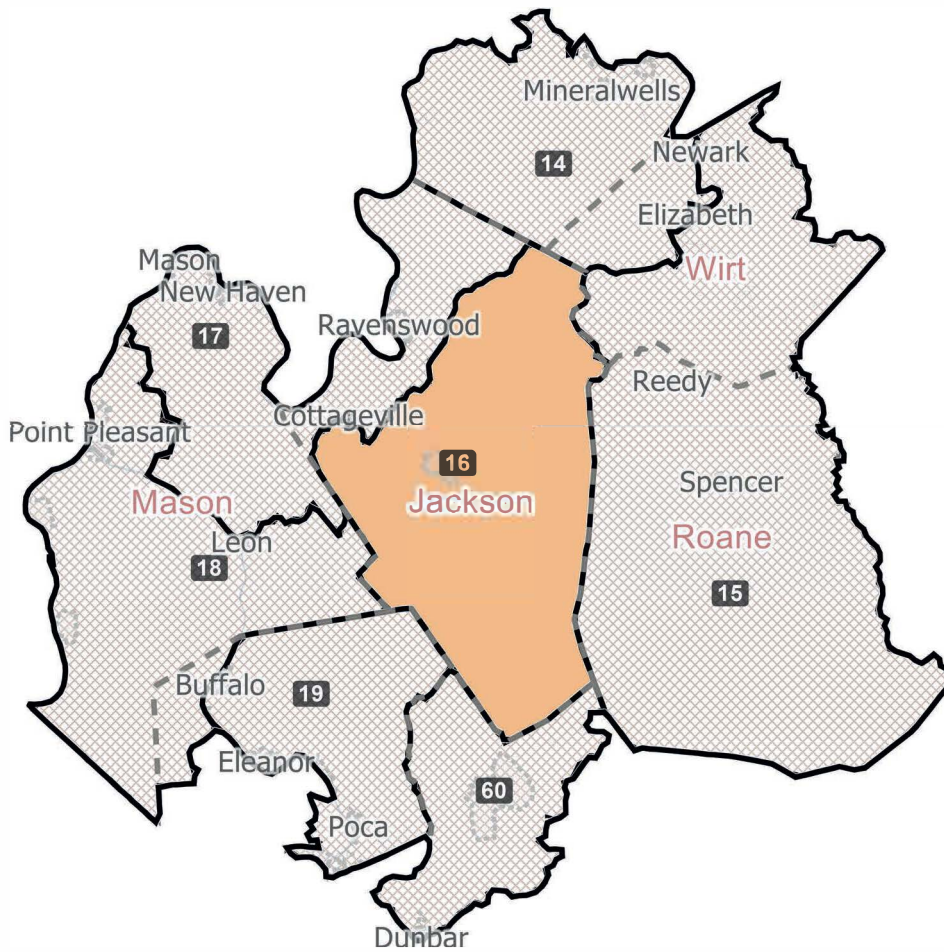


Field	Value
District	15
Population	18037
Deviation	100
% Deviation	0.56%
White	17165
% White	95.17%
AP_Blak	139
% AP_Blak	0.77%
AP_Ind	465
% AP_Ind	2.58%
AP_Asn	108
% AP_Asn	0.6%
AP_Hwn	19
% AP_Hwn	0.11%
AP_Oth	233
% AP_Oth	1.29%
2+ Races	707
% 2+ Races	3.92%
Hispanic Origin	165
% Hispanic Origin	0.91%
18+_Pop	14306
% 18+_Pop	79.31%

©2021 CALIPER

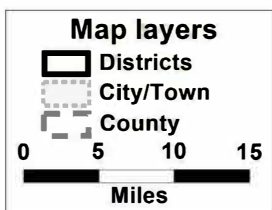


District: 16 and Vicinity

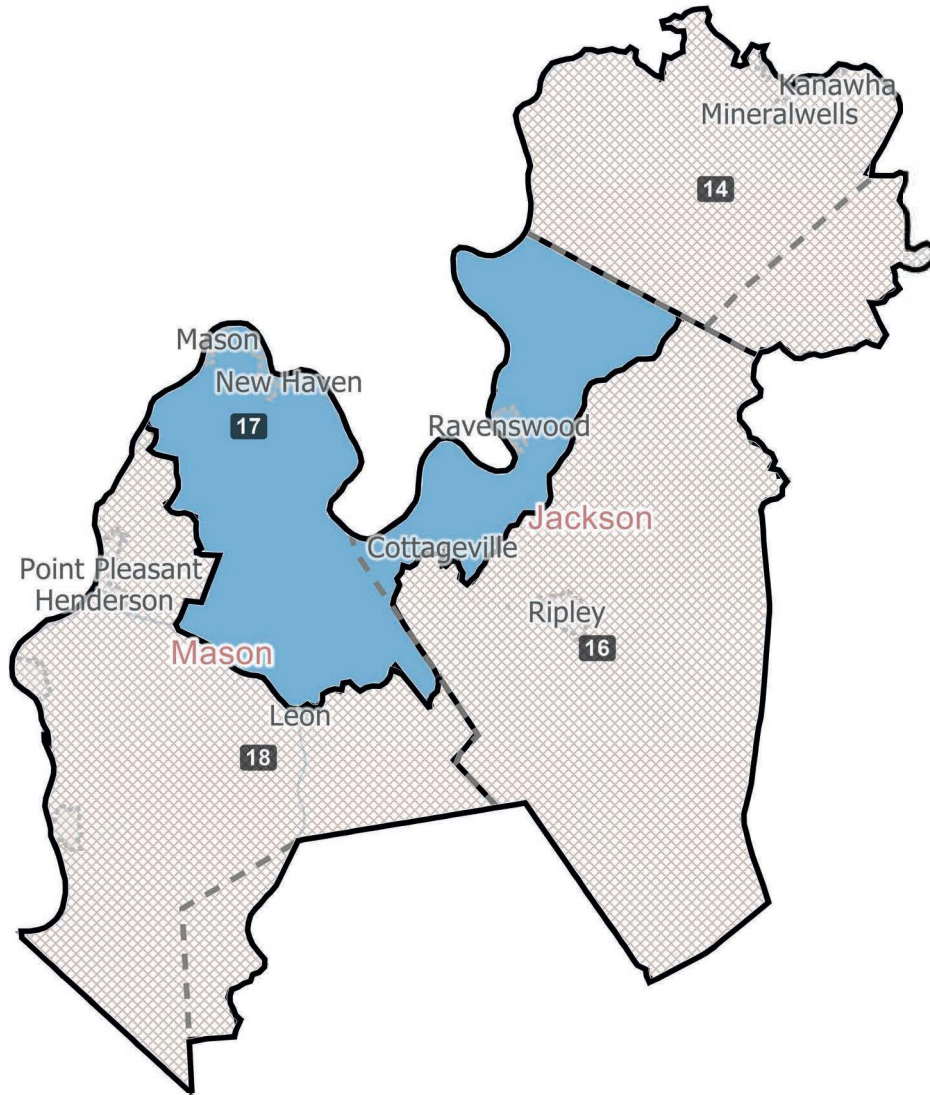


Field	Value
District	16
Population	18735
Deviation	798
% Deviation	4.45%
White	17965
% White	95.89%
AP_Bl	156
% AP_Bl	0.83%
AP_Ind	331
% AP_Ind	1.77%
AP_Asn	94
% AP_Asn	0.5%
AP_Hwn	3
% AP_Hwn	0.02%
AP_Oth	216
% AP_Oth	1.15%
2+ Races	552
% 2+ Races	2.95%
Hispanic Origin	119
% Hispanic Origin	0.64%
18+_Pop	14760
% 18+_Pop	78.78%

©2021 CALIPER

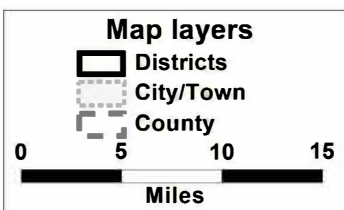


District: 17 and Vicinity

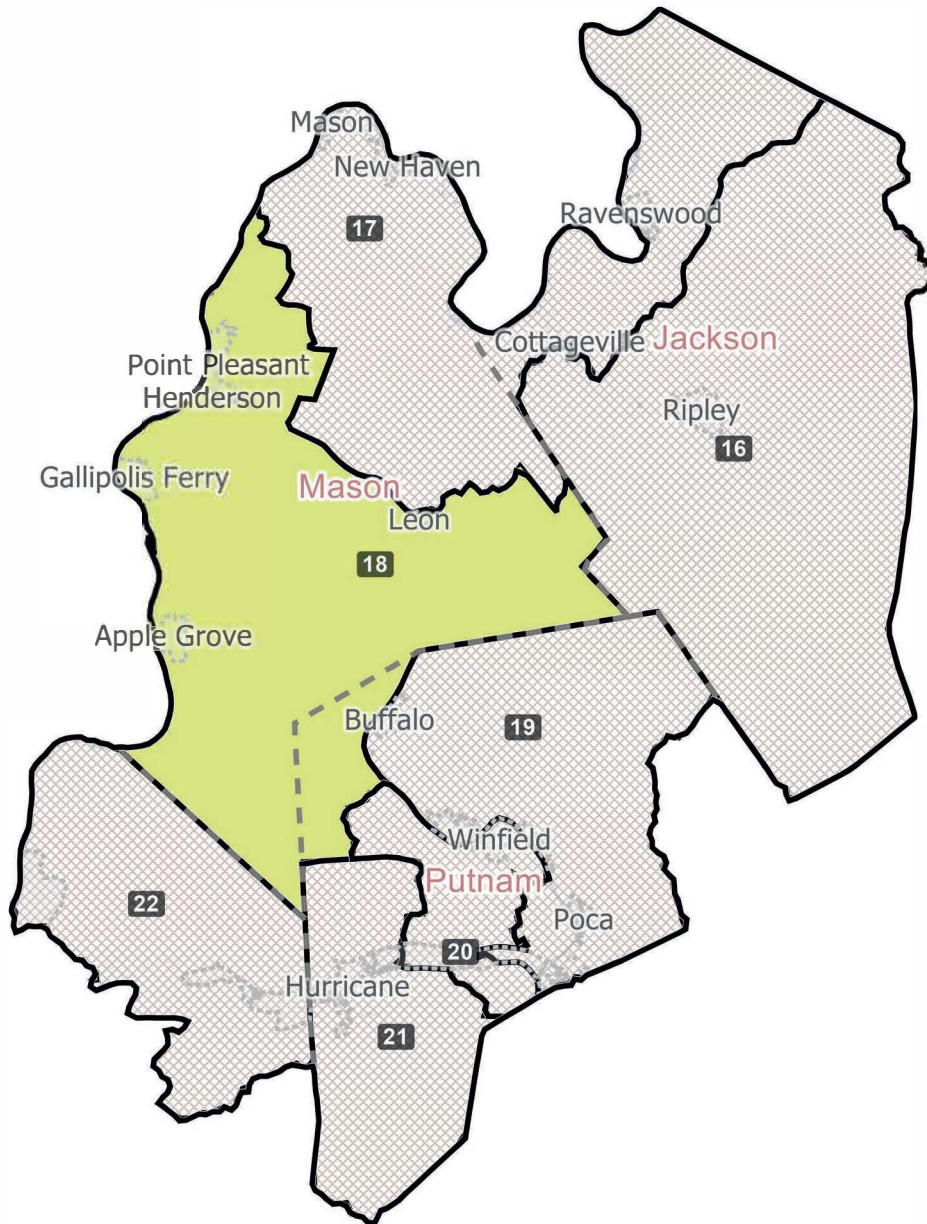


Field	Value
District	17
Population	18103
Deviation	166
% Deviation	0.93%
White	17195
% White	94.98%
AP_Bl	250
% AP_Bl	1.38%
AP_Ind	338
% AP_Ind	1.87%
AP_Asn	89
% AP_Asn	0.49%
AP_Hwn	5
% AP_Hwn	0.03%
AP_Oth	241
% AP_Oth	1.33%
2+ Races	610
% 2+ Races	3.37%
Hispanic Origin	173
% Hispanic Origin	0.96%
18+_Pop	14361
% 18+_Pop	79.33%

©2021 CALIPER

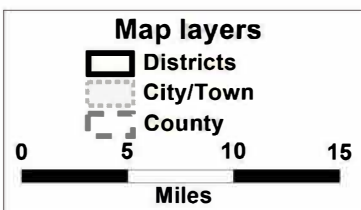


District: 18 and Vicinity

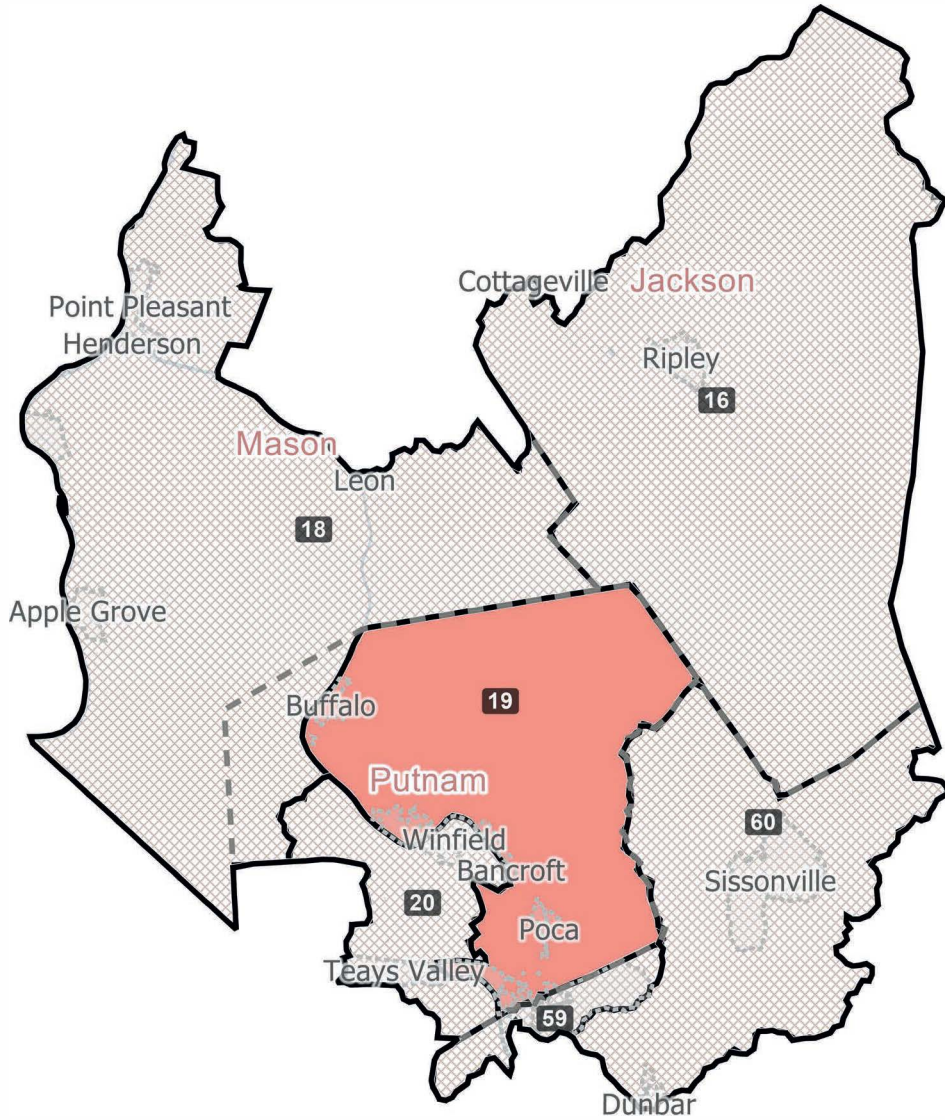


Field	Value
District	18
Population	17429
Deviation	-508
% Deviation	-2.83%
White	16727
% White	95.97%
AP_Bl	245
% AP_Bl	1.41%
AP_Ind	217
% AP_Ind	1.25%
AP_Asn	94
% AP_Asn	0.54%
AP_Hwn	13
% AP_Hwn	0.07%
AP_Oth	153
% AP_Oth	0.88%
2+ Races	472
% 2+ Races	2.71%
Hispanic Origin	123
% Hispanic Origin	0.71%
18+_Pop	13709
% 18+_Pop	78.66%

©2021 CALIPER

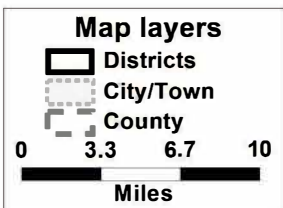


District: 19 and Vicinity

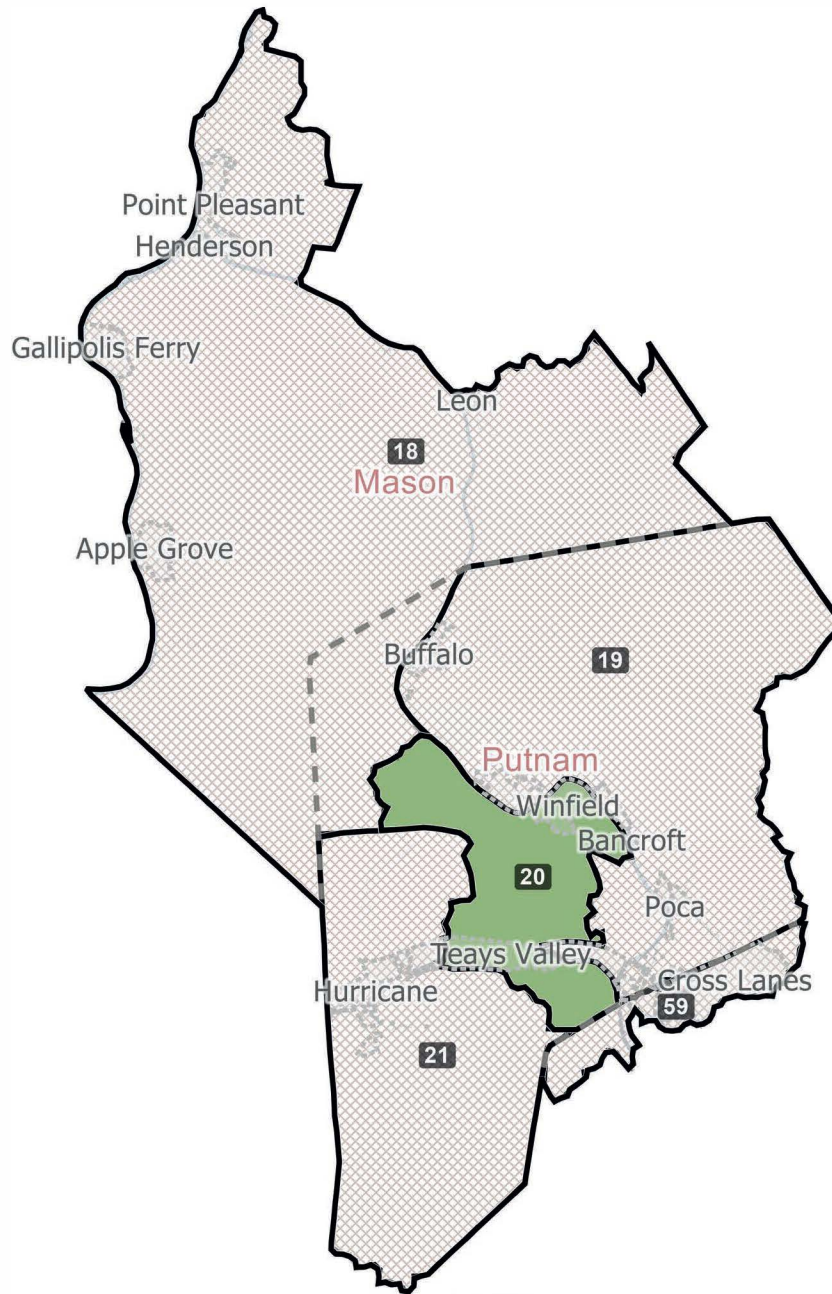


Field	Value
District	19
Population	18791
Deviation	854
% Deviation	4.76%
White	17743
% White	94.42%
AP_Bl	270
% AP_Bl	1.44%
AP_Ind	420
% AP_Ind	2.24%
AP_Asn	103
% AP_Asn	0.55%
AP_Hwn	13
% AP_Hwn	0.07%
AP_Oth	291
% AP_Oth	1.55%
2+ Races	679
% 2+ Races	3.61%
Hispanic Origin	219
% Hispanic Origin	1.17%
18+_Pop	14845
% 18+_Pop	79%

©2021 CALIPER

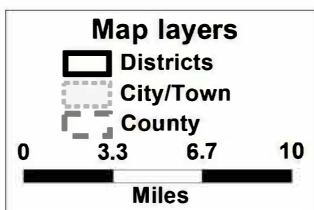


District: 20 and Vicinity

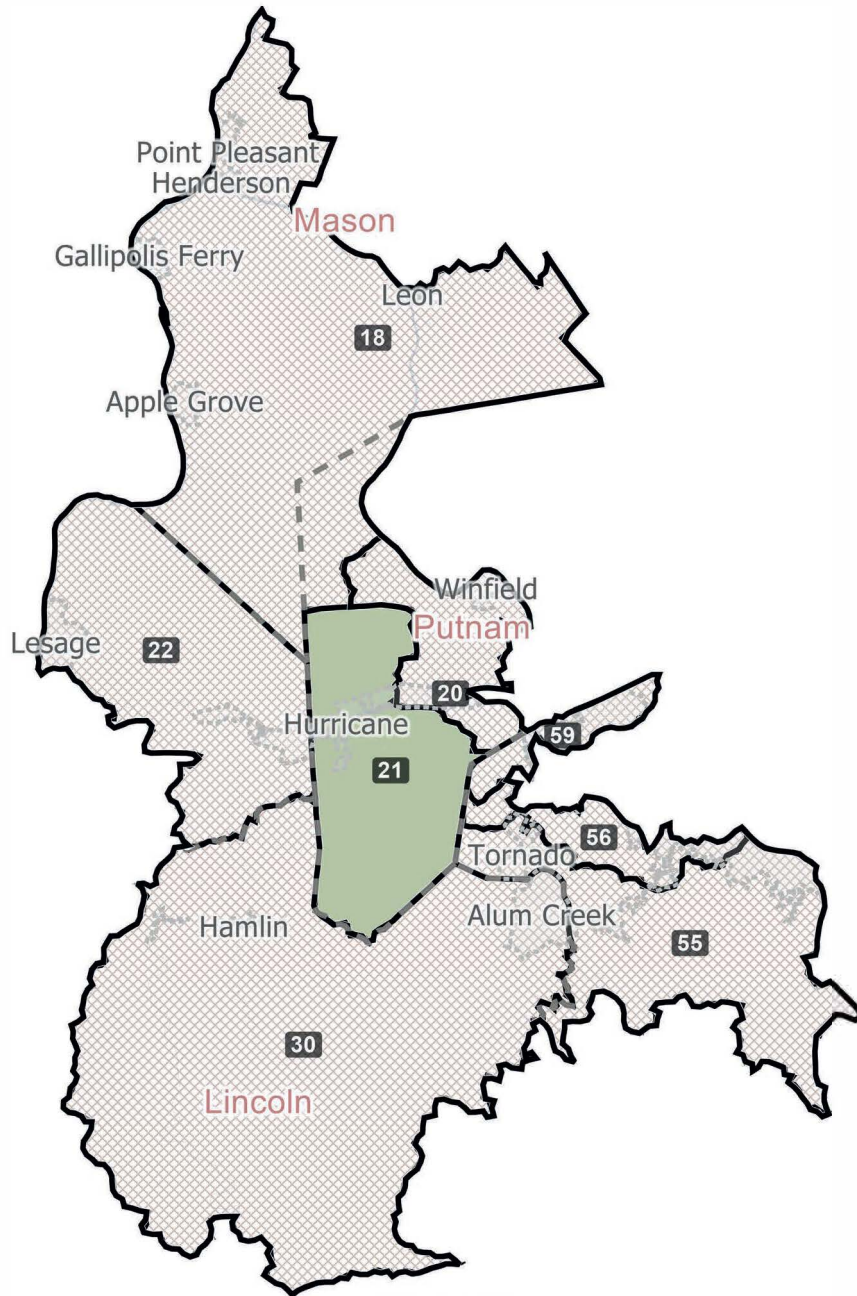


©2021 CALIPER

Field	Value
District	20
Population	18823
Deviation	886
% Deviation	4.94%
White	17130
% White	91.01%
AP_Bl	497
% AP_Bl	2.64%
AP_Ind	411
% AP_Ind	2.18%
AP_Asn	463
% AP_Asn	2.46%
AP_Hwn	13
% AP_Hwn	0.07%
AP_Oth	377
% AP_Oth	2%
2+ Races	859
% 2+ Races	4.56%
Hispanic Origin	297
% Hispanic Origin	1.58%
18+_Pop	14564
% 18+_Pop	77.37%

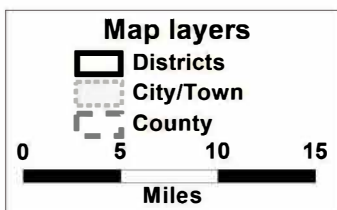


District: 21 and Vicinity

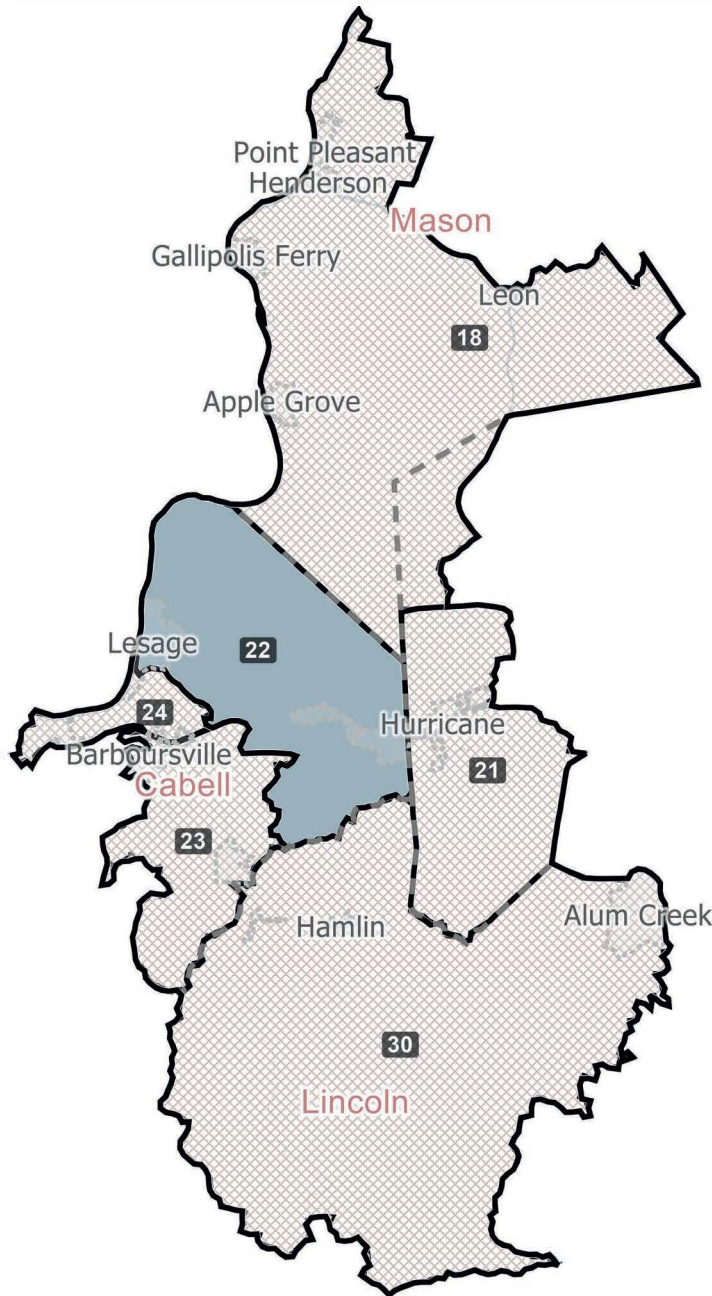


©2021 CALIPER

Field	Value
District	21
Population	18803
Deviation	866
% Deviation	4.83%
White	17521
% White	93.18%
AP_Blkc	371
% AP_Blkc	1.97%
AP_Ind	338
% AP_Ind	1.8%
AP_Asn	271
% AP_Asn	1.44%
AP_Hwn	17
% AP_Hwn	0.09%
AP_Oth	342
% AP_Oth	1.82%
2+ Races	773
% 2+ Races	4.11%
Hispanic Origin	280
% Hispanic Origin	1.49%
18+_Pop	14297
% 18+_Pop	76.04%

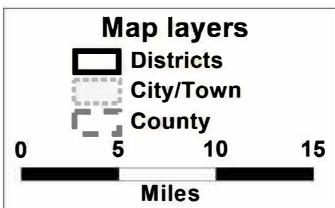


District: 22 and Vicinity

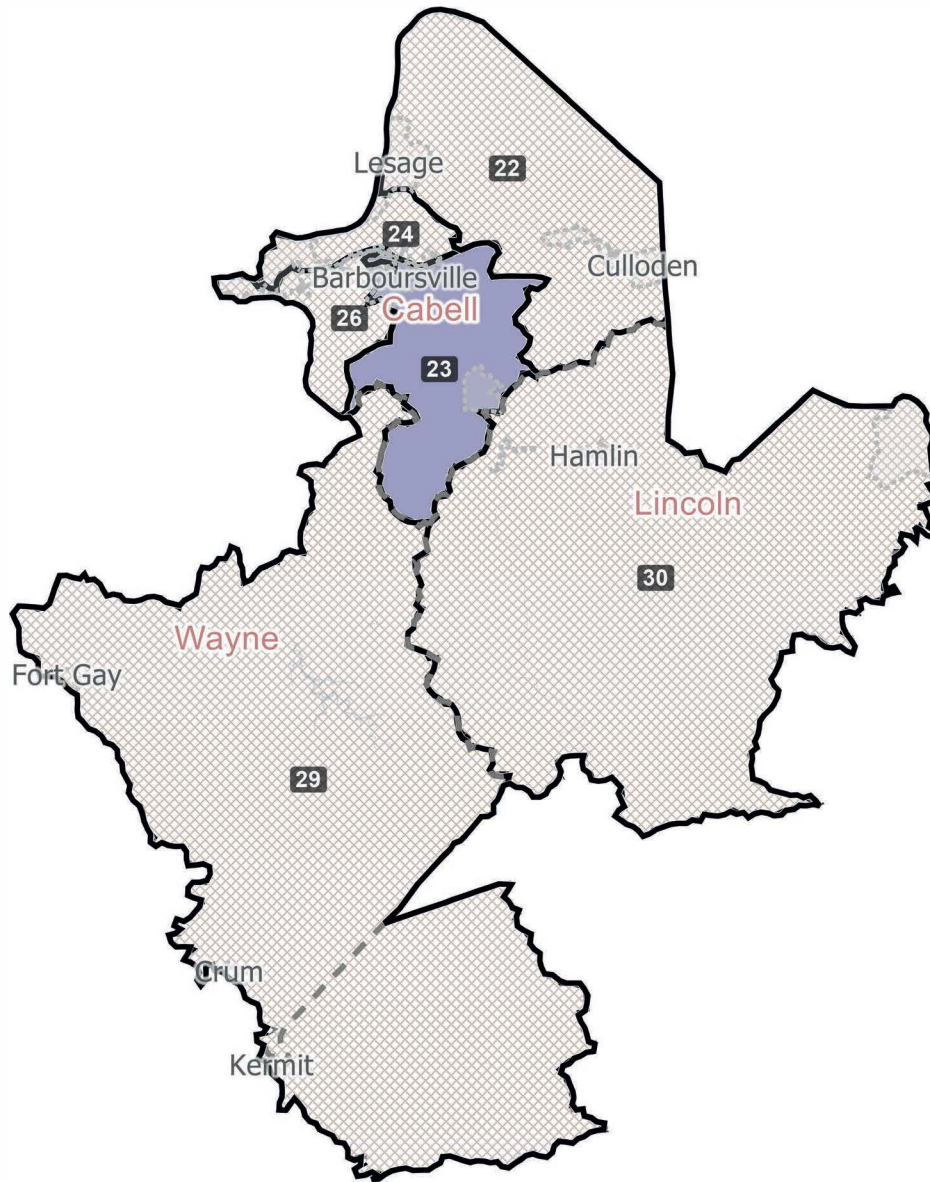


©2021 CALIPER

Field	Value
District	22
Population	17068
Deviation	-869
% Deviation	-4.84%
White	16265
% White	95.3%
AP_Bl	182
% AP_Bl	1.07%
AP_Ind	289
% AP_Ind	1.69%
AP_Asn	144
% AP_Asn	0.84%
AP_Hwn	12
% AP_Hwn	0.07%
AP_Oth	210
% AP_Oth	1.23%
2+ Races	541
% 2+ Races	3.17%
Hispanic Origin	177
% Hispanic Origin	1.04%
18+_Pop	13613
% 18+_Pop	79.76%

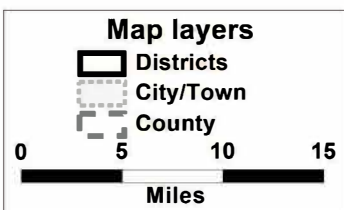


District: 23 and Vicinity

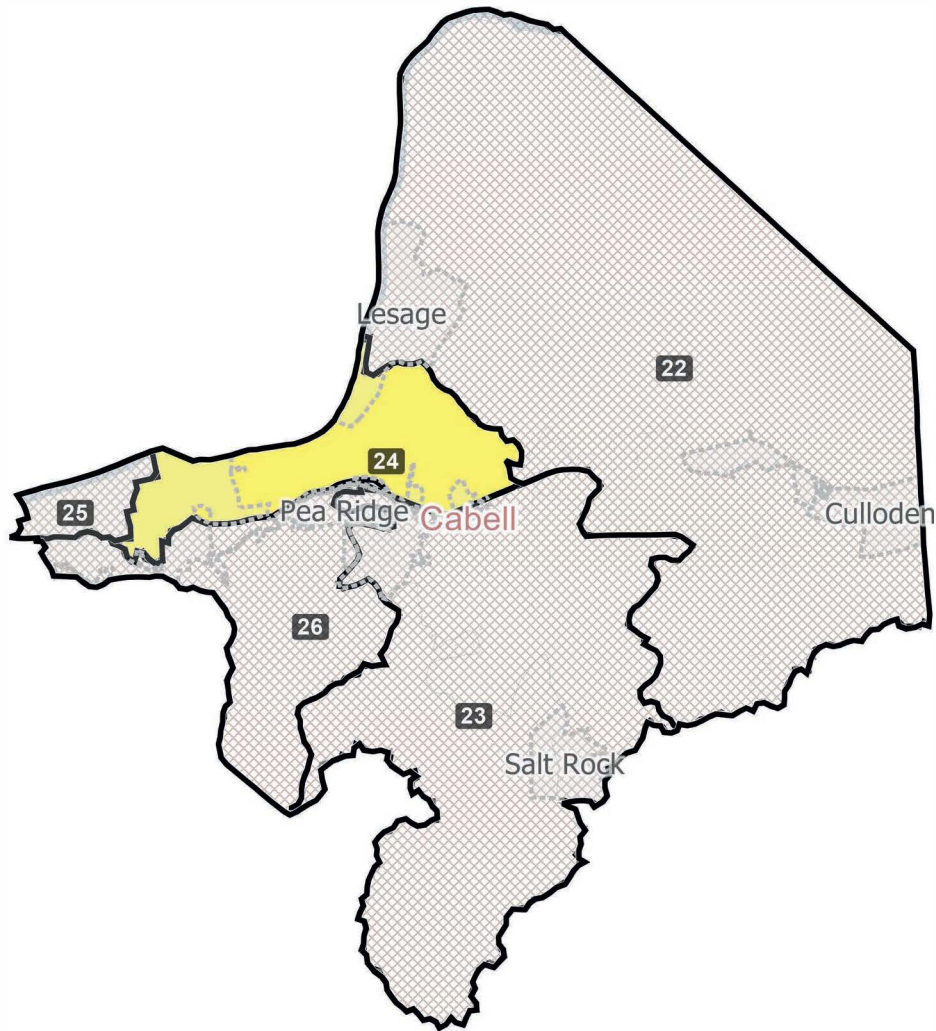


Field	Value
District	23
Population	17069
Deviation	-868
% Deviation	-4.84%
White	15808
% White	92.61%
AP_Blkc	420
% AP_Blkc	2.46%
AP_Ind	298
% AP_Ind	1.75%
AP_Asn	332
% AP_Asn	1.95%
AP_Hwn	8
% AP_Hwn	0.05%
AP_Oth	232
% AP_Oth	1.36%
2+ Races	630
% 2+ Races	3.69%
Hispanic Origin	200
% Hispanic Origin	1.17%
18+_Pop	13586
% 18+_Pop	79.59%

©2021 CALIPER

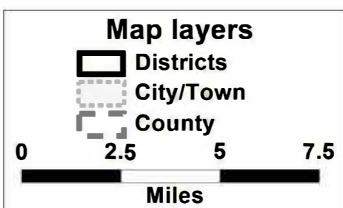


District: 24 and Vicinity

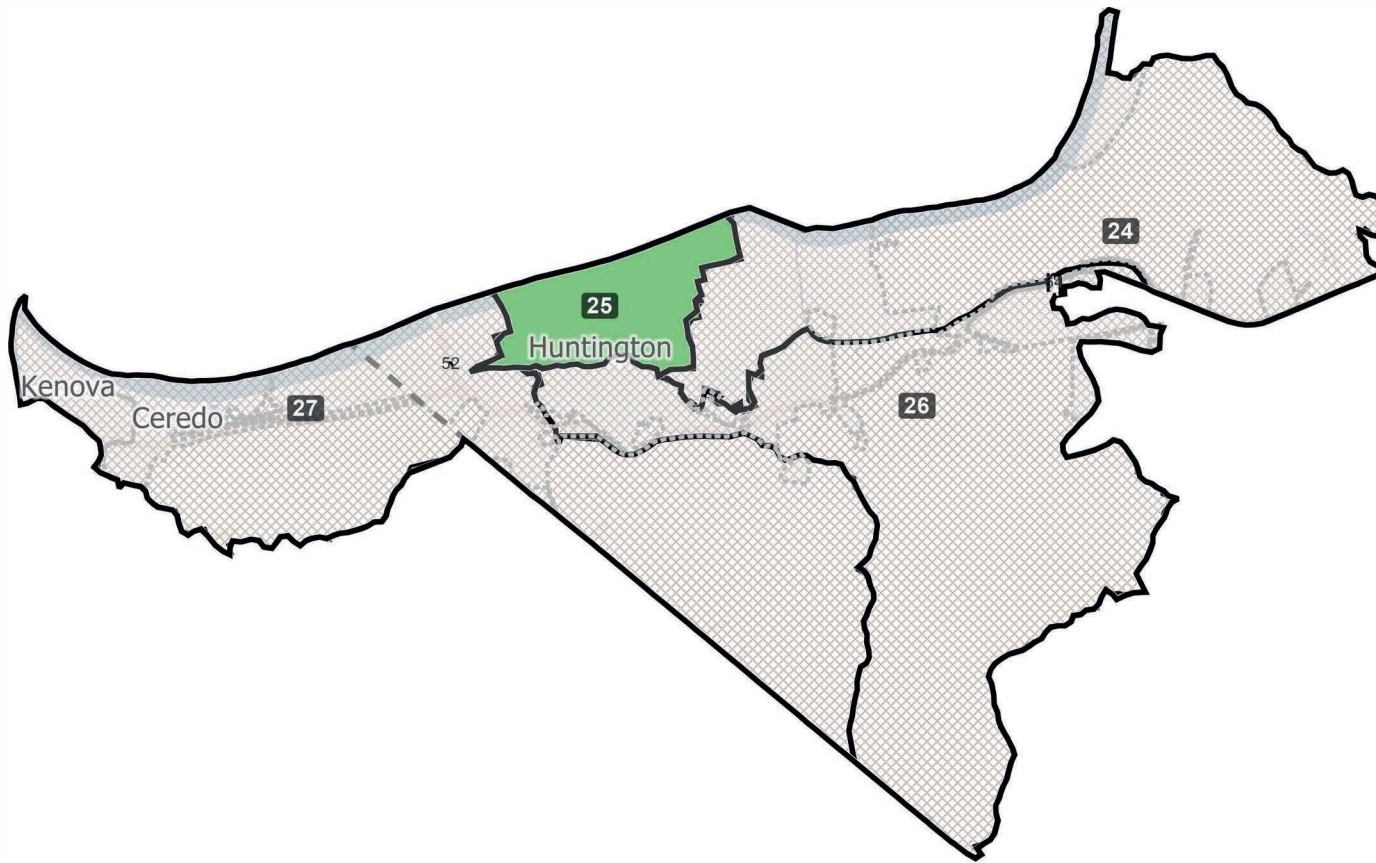


Field	Value
District	24
Population	17052
Deviation	-885
% Deviation	-4.93%
White	14555
% White	85.36%
AP_Bl	1614
% AP_Bl	9.47%
AP_Ind	415
% AP_Ind	2.43%
AP_Asn	215
% AP_Asn	1.26%
AP_Hwn	13
% AP_Hwn	0.08%
AP_Oth	331
% AP_Oth	1.94%
2+ Races	1012
% 2+ Races	5.93%
Hispanic Origin	331
% Hispanic Origin	1.94%
18+_Pop	13534
% 18+_Pop	79.37%

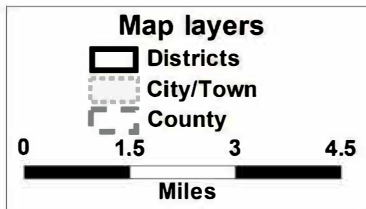
©2021 CALIPER



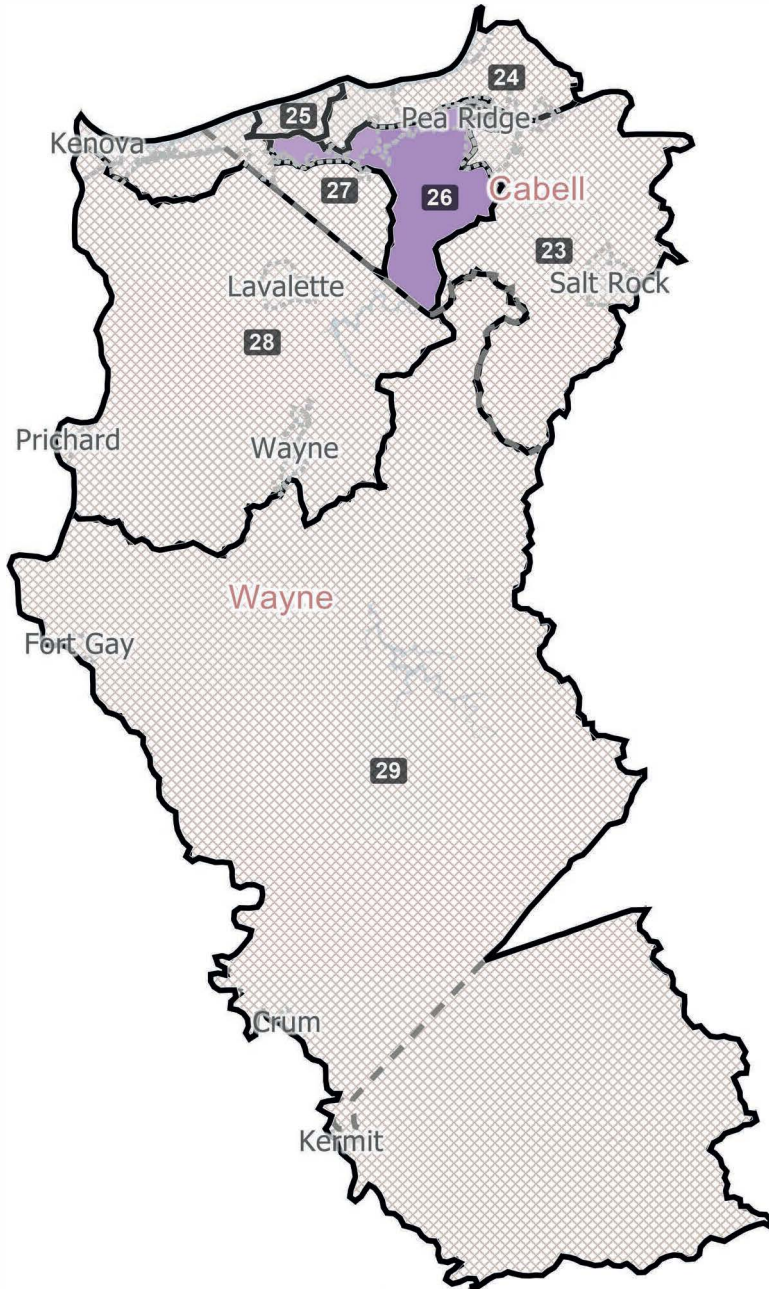
District: 25 and Vicinity



Field	Value
District	25
Population	18791
Deviation	854
% Deviation	4.76%
White	14271
% White	75.95%
AP_BlK	3181
% AP_BlK	16.93%
AP_Ind	432
% AP_Ind	2.3%
AP_Asn	574
% AP_Asn	3.05%
AP_Hwn	31
% AP_Hwn	0.16%
AP_Oth	414
% AP_Oth	2.2%
2+ Races	1182
% 2+ Races	6.29%
Hispanic Origin	454
% Hispanic Origin	2.42%
18+_Pop	16217
% 18+_Pop	86.3%

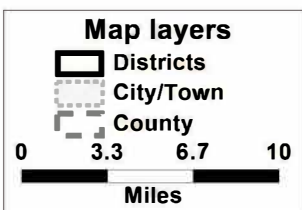


District: 26 and Vicinity



Field	Value
District	26
Population	17355
Deviation	-582
% Deviation	-3.24%
White	15502
% White	89.32%
AP_Bl	772
% AP_Bl	4.45%
AP_Ind	355
% AP_Ind	2.05%
AP_Asn	428
% AP_Asn	2.47%
AP_Hwn	17
% AP_Hwn	0.1%
AP_Oth	332
% AP_Oth	1.91%
2+ Races	869
% 2+ Races	5.01%
Hispanic Origin	311
% Hispanic Origin	1.79%
18+_Pop	13931
% 18+_Pop	80.27%

©2021 CALIPER

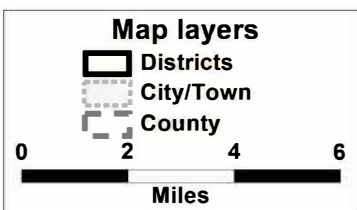


District: 27 and Vicinity

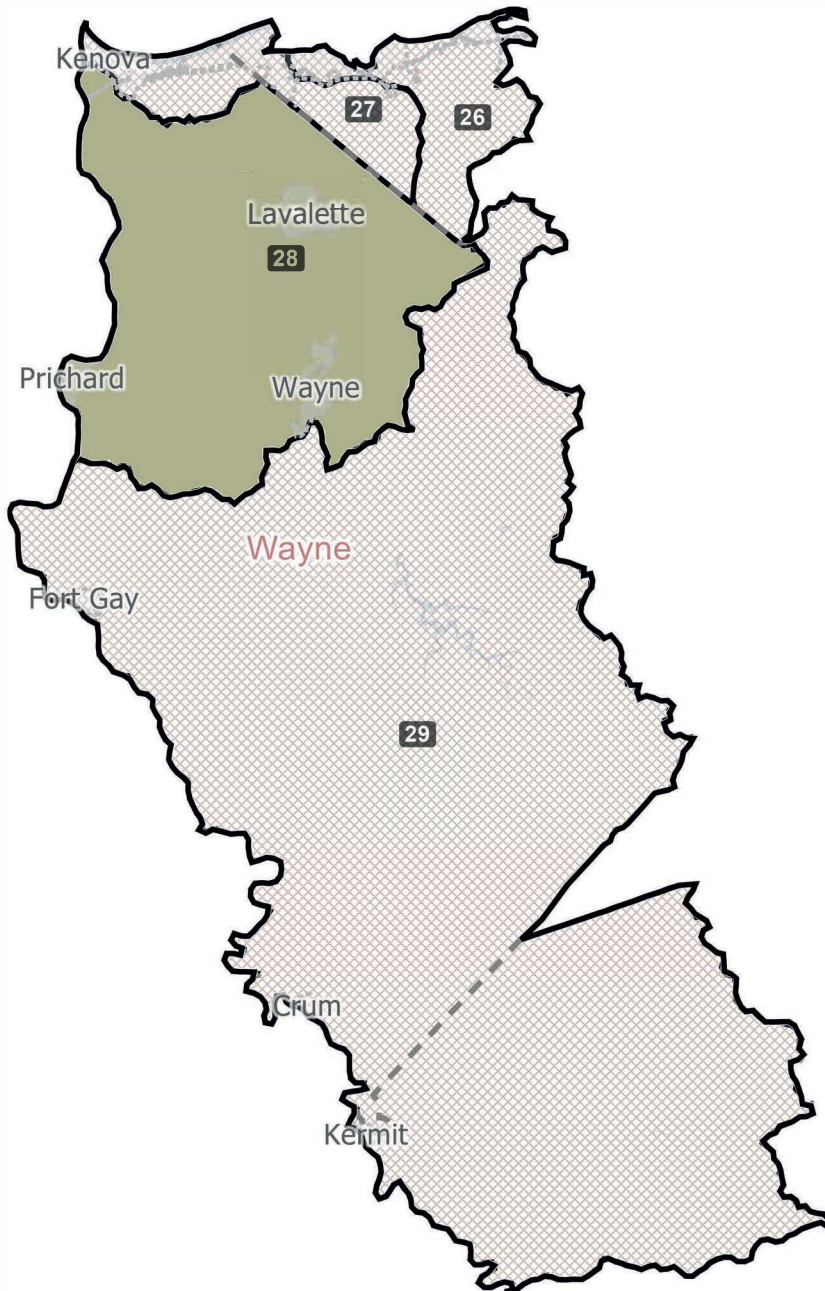


Field	Value
District	27
Population	17560
Deviation	-377
% Deviation	-2.1%
White	16176
% White	92.12%
AP_Bl	607
% AP_Bl	3.46%
AP_Ind	409
% AP_Ind	2.33%
AP_Asn	131
% AP_Asn	0.75%
AP_Hwn	23
% AP_Hwn	0.13%
AP_Oth	271
% AP_Oth	1.54%
2+ Races	836
% 2+ Races	4.76%
Hispanic Origin	241
% Hispanic Origin	1.37%
18+_Pop	13918
% 18+_Pop	79.26%

©2021 CALIPER; ©2020 HERE

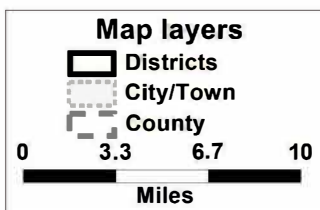


District: 28 and Vicinity

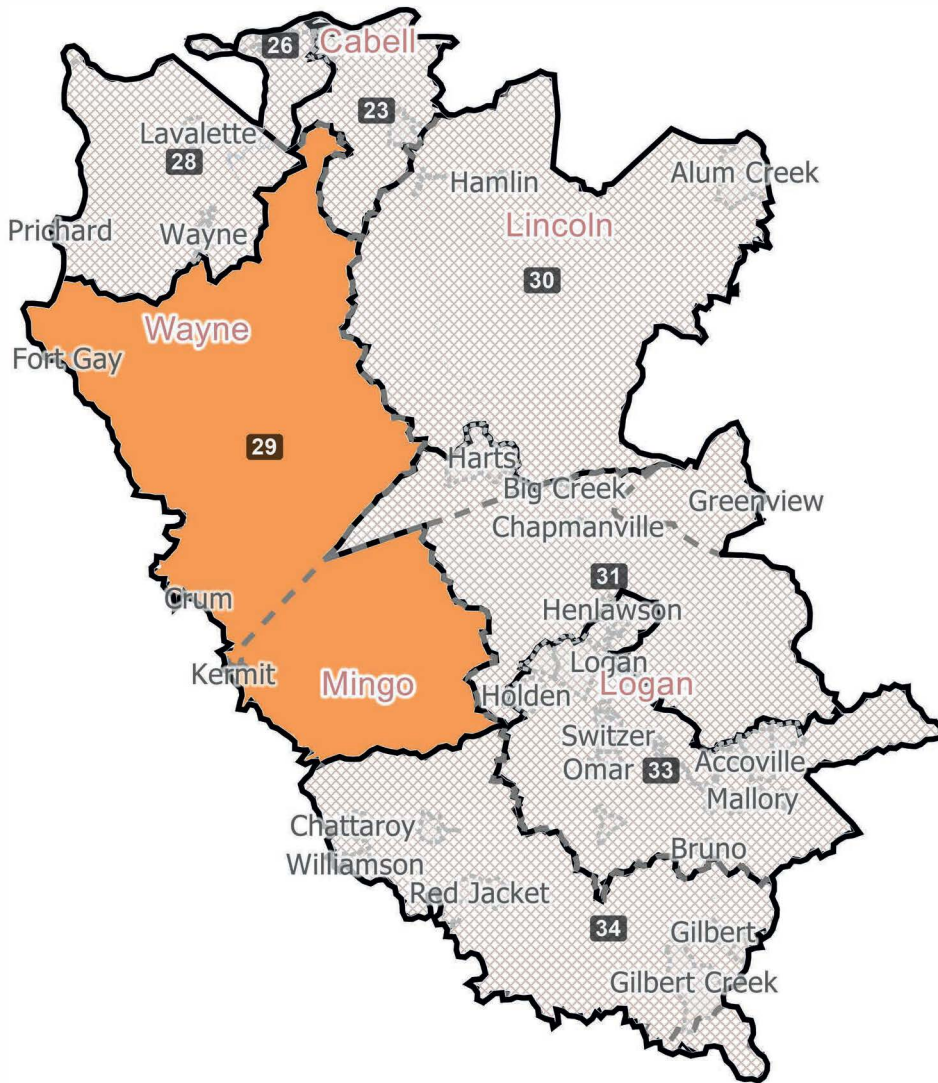


Field	Value
District	28
Population	17222
Deviation	-715
% Deviation	-3.99%
White	16539
% White	96.03%
AP_Bl	157
% AP_Bl	0.91%
AP_Ind	303
% AP_Ind	1.76%
AP_Asn	81
% AP_Asn	0.47%
AP_Hwn	7
% AP_Hwn	0.04%
AP_Oth	152
% AP_Oth	0.88%
2+ Races	516
% 2+ Races	3%
Hispanic Origin	118
% Hispanic Origin	0.69%
18+_Pop	13514
% 18+_Pop	78.47%

©2021 CALIPER

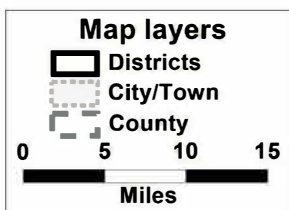


District: 29 and Vicinity

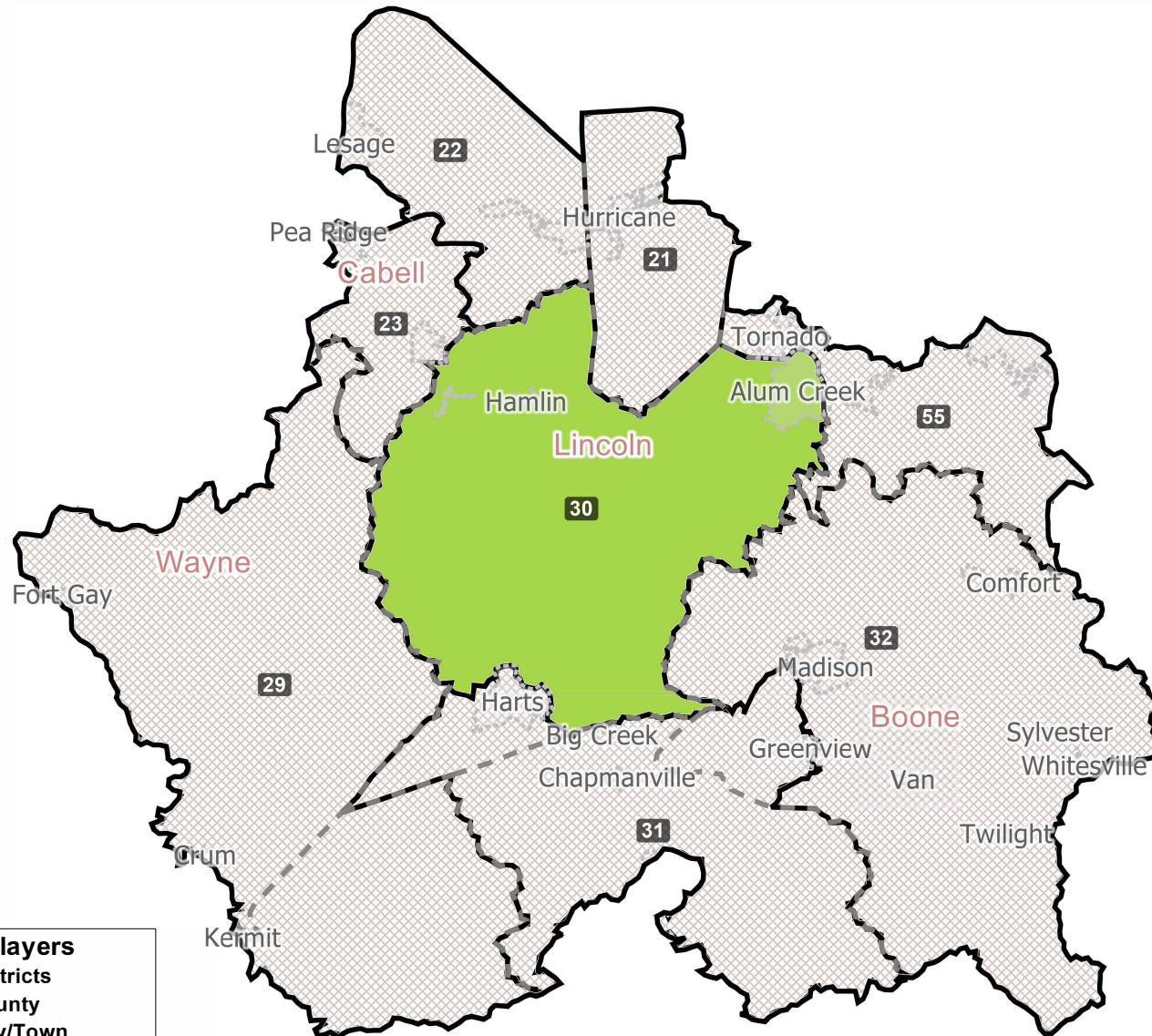


Field	Value
District	29
Population	17069
Deviation	-868
% Deviation	-4.84%
White	16585
% White	97.16%
AP_Blkc	92
% AP_Blkc	0.54%
AP_Ind	263
% AP_Ind	1.54%
AP_Asn	32
% AP_Asn	0.19%
AP_Hwn	17
% AP_Hwn	0.1%
AP_Oth	119
% AP_Oth	0.7%
2+ Races	386
% 2+ Races	2.26%
Hispanic Origin	98
% Hispanic Origin	0.57%
18+_Pop	13174
% 18+_Pop	77.18%

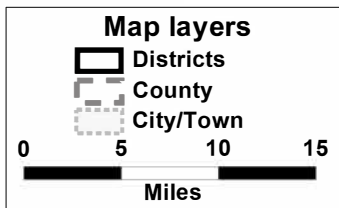
©2021 CALIPER



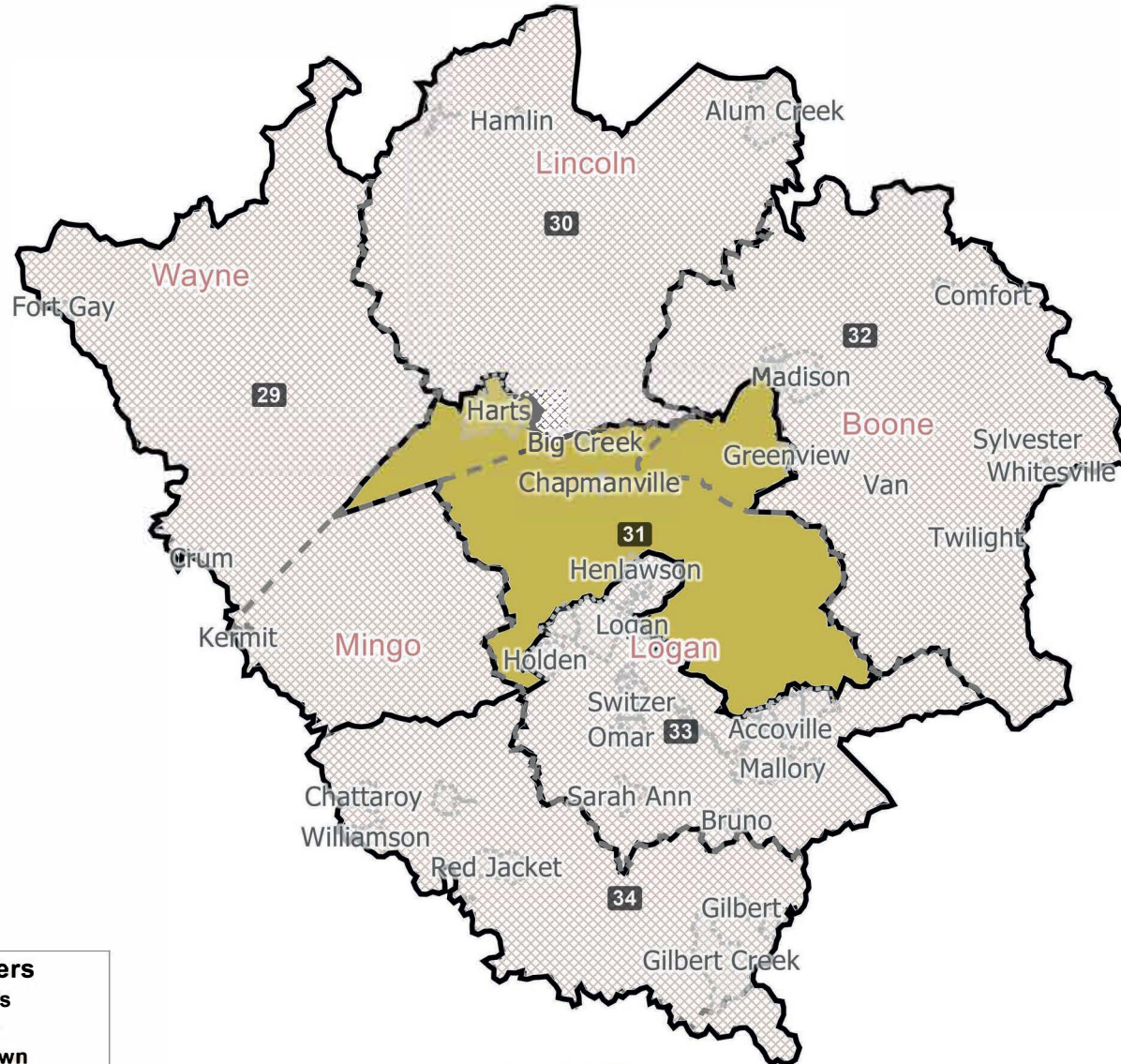
District: 30 and Vicinity



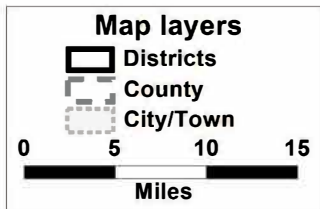
Field	Value
District	30
Population	18695
Deviation	758
% Deviation	4.23%
White	18064
% White	96.62%
AP_Bl	158
% AP_Bl	0.85%
AP_Ind	316
% AP_Ind	1.69%
AP_Asn	42
% AP_Asn	0.22%
AP_Hwn	8
% AP_Hwn	0.04%
AP_Oth	148
% AP_Oth	0.79%
2+ Races	496
% 2+ Races	2.65%
Hispanic Origin	153
% Hispanic Origin	0.82%
18+_Pop	14517
% 18+_Pop	77.65%



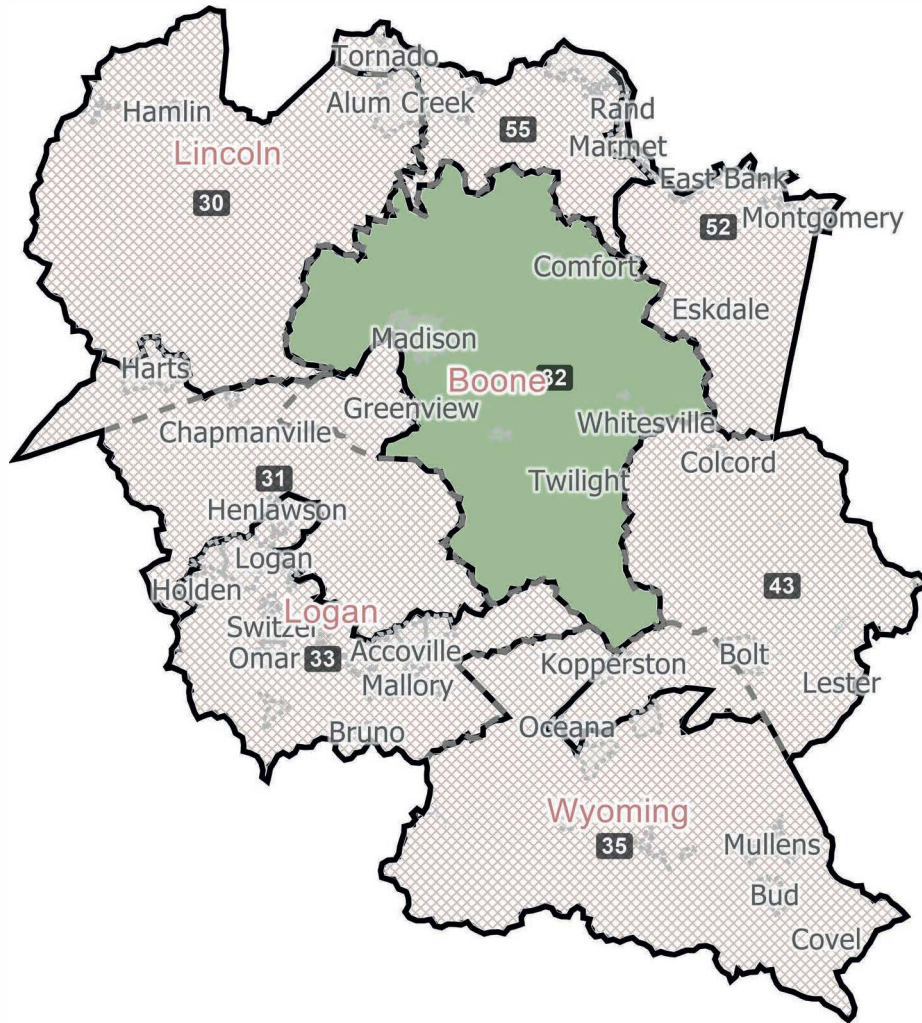
District: 31 and Vicinity



Field	Value
District	31
Population	18829
Deviation	892
% Deviation	4.97%
White	18170
% White	96.5%
AP_BlK	186
% AP_BlK	0.99%
AP_Ind	272
% AP_Ind	1.44%
AP_Asn	68
% AP_Asn	0.36%
AP_Hwn	8
% AP_Hwn	0.04%
AP_Oth	161
% AP_Oth	0.86%
2+ Races	447
% 2+ Races	2.37%
Hispanic Origin	126
% Hispanic Origin	0.67%
18+_Pop	15060
% 18+_Pop	79.98%

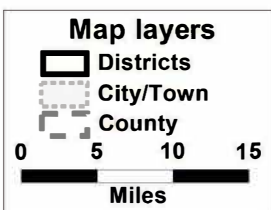


District: 32 and Vicinity

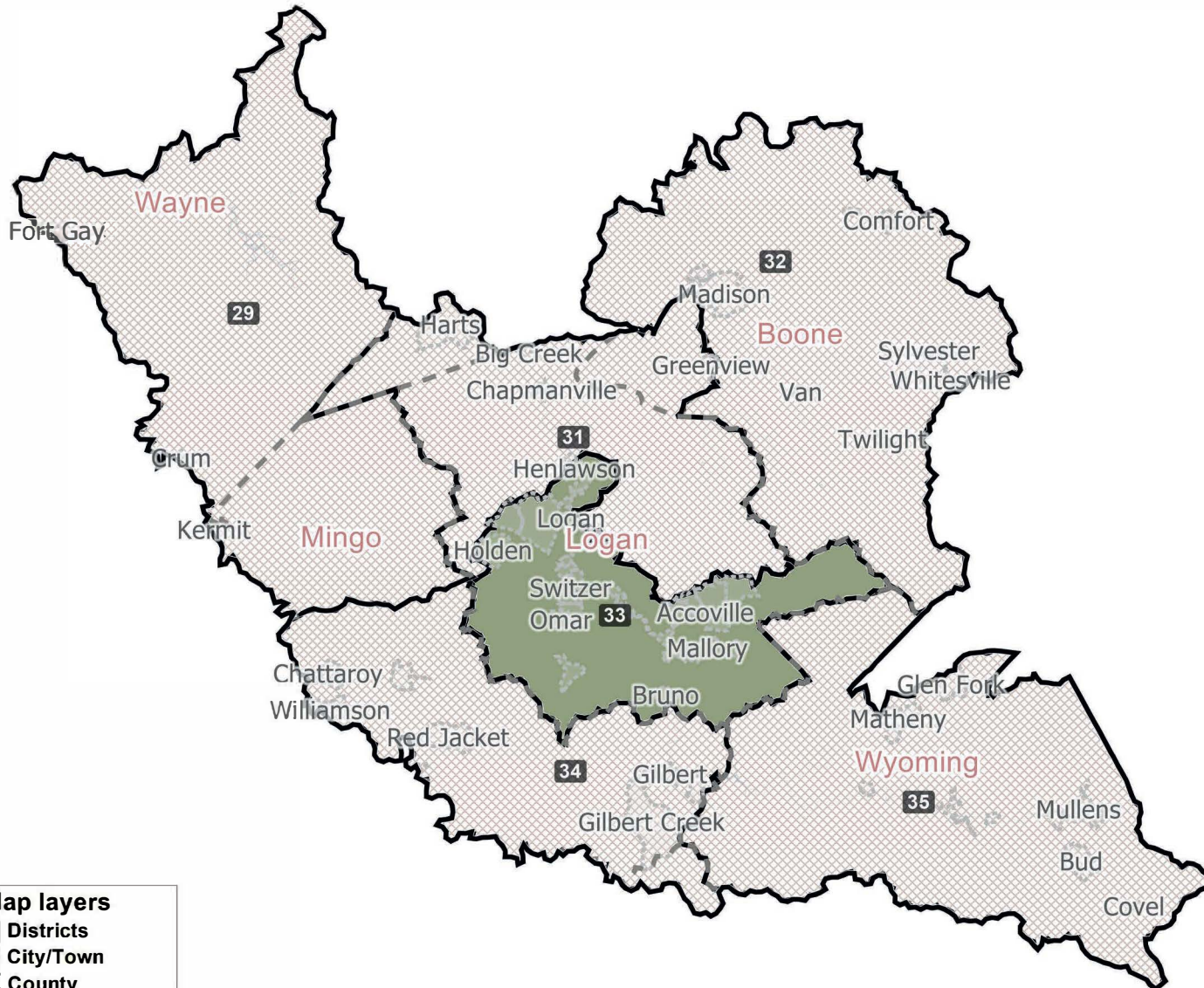


Field	Value
District	32
Population	18484
Deviation	547
% Deviation	3.05%
White	17573
% White	95.07%
AP_Blkc	228
% AP_Blkc	1.23%
AP_Ind	444
% AP_Ind	2.4%
AP_Asn	93
% AP_Asn	0.5%
AP_Hwn	18
% AP_Hwn	0.1%
AP_Oth	187
% AP_Oth	1.01%
2+ Races	672
% 2+ Races	3.64%
Hispanic Origin	131
% Hispanic Origin	0.71%
18+_Pop	14691
% 18+_Pop	79.48%

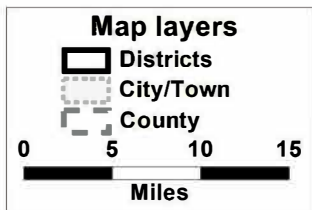
©2021 CALIPER



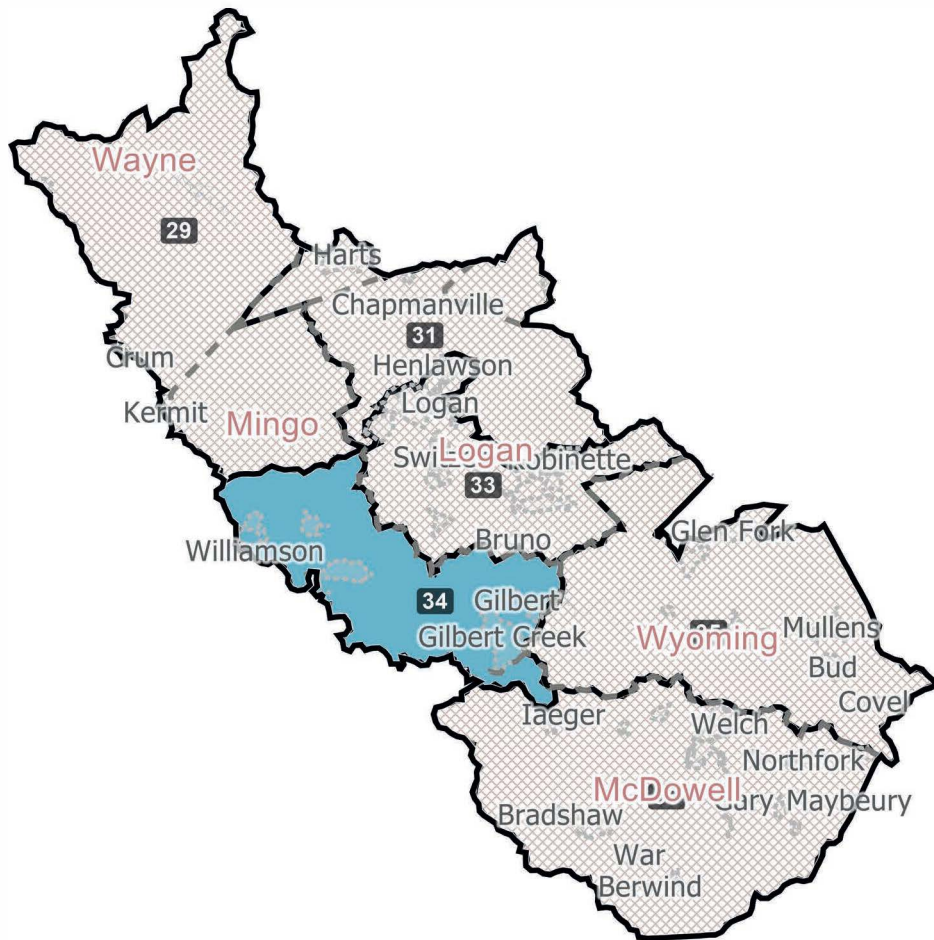
District: 33 and Vicinity



Field	Value
District	33
Population	18831
Deviation	894
% Deviation	4.98%
White	17650
% White	93.73%
AP_BlK	645
% AP_BlK	3.43%
AP_Ind	315
% AP_Ind	1.67%
AP_Asn	39
% AP_Asn	0.21%
AP_Hwn	6
% AP_Hwn	0.03%
AP_Oth	202
% AP_Oth	1.07%
2+ Races	617
% 2+ Races	3.28%
Hispanic Origin	118
% Hispanic Origin	0.63%
18+_Pop	15045
% 18+_Pop	79.89%

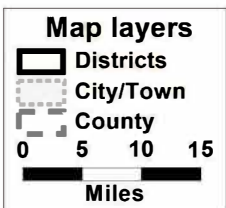


District: 34 and Vicinity

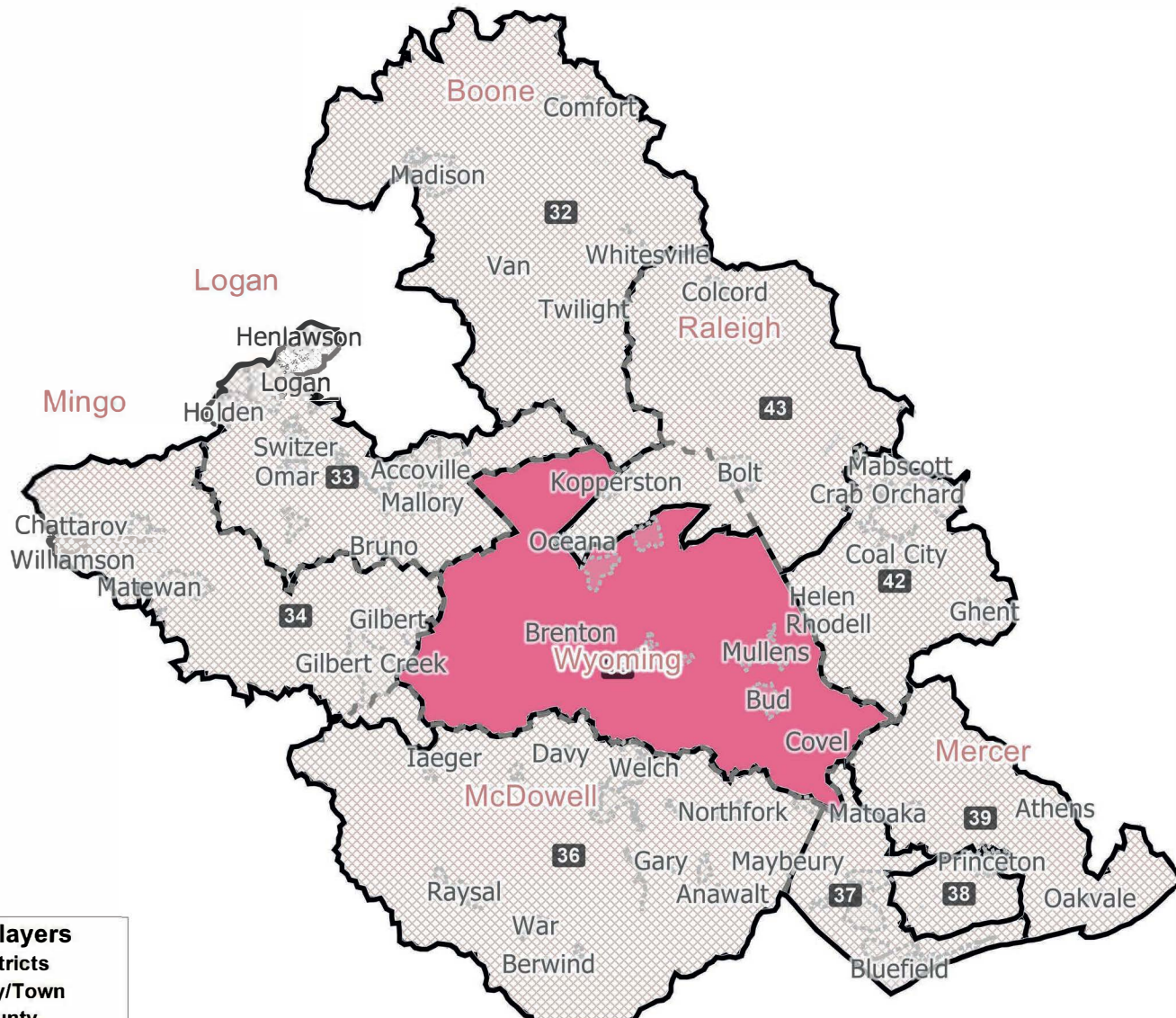


Field	Value
District	34
Population	18038
Deviation	101
% Deviation	0.56%
White	17004
% White	94.27%
AP_Blkc	577
% AP_Blkc	3.2%
AP_Ind	312
% AP_Ind	1.73%
AP_Asn	48
% AP_Asn	0.27%
AP_Hwn	10
% AP_Hwn	0.06%
AP_Oth	146
% AP_Oth	0.81%
2+ Races	542
% 2+ Races	3%
Hispanic Origin	118
% Hispanic Origin	0.65%
18+_Pop	14328
% 18+_Pop	79.43%

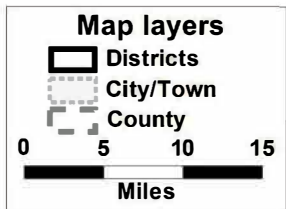
©2021 CALIPER



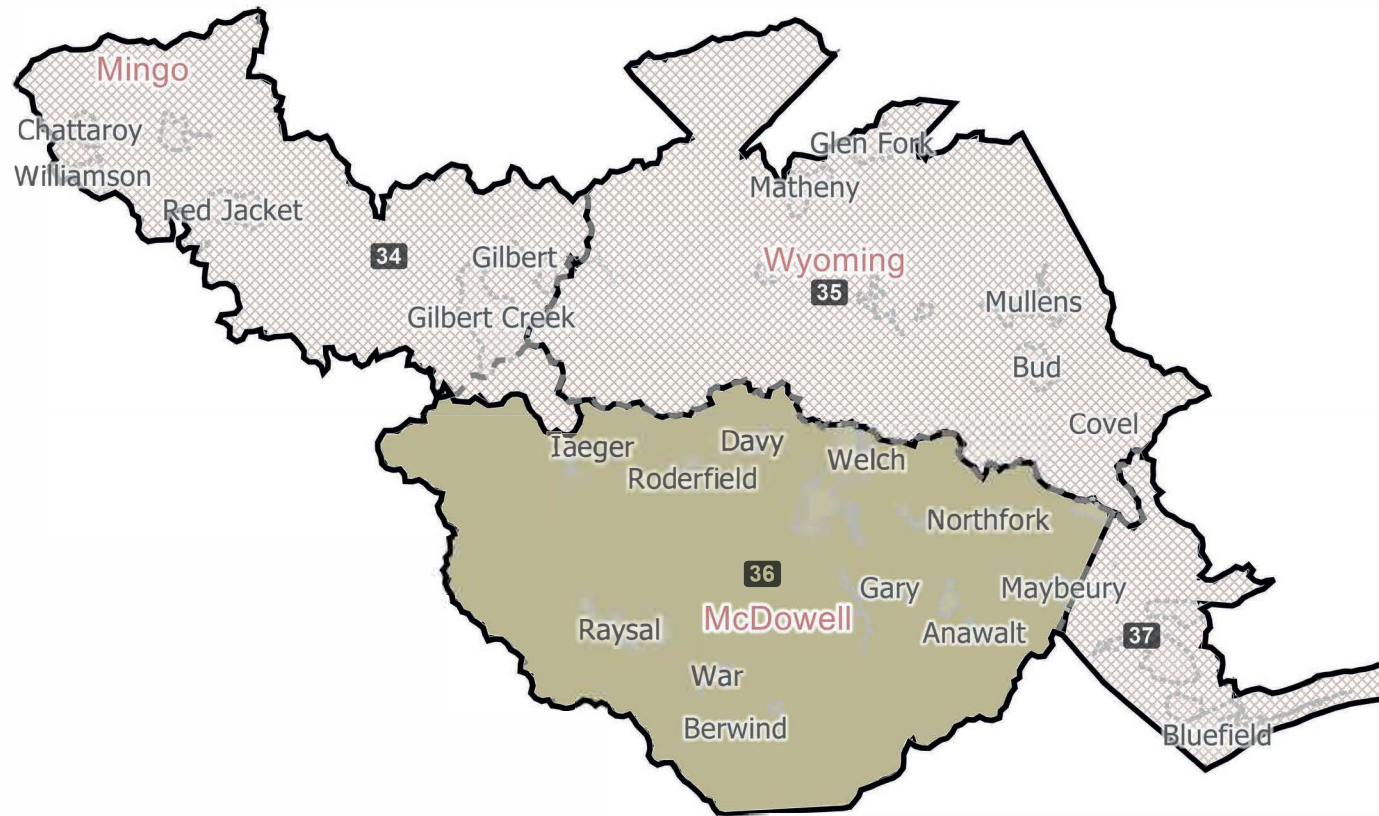
District: 35 and Vicinity



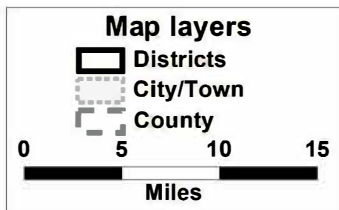
Field	Value
District	35
Population	17696
Deviation	-241
% Deviation	-1.34%
White	17068
% White	96.45%
AP_BlK	193
% AP_BlK	1.09%
AP_Ind	267
% AP_Ind	1.51%
AP_Asn	48
% AP_Asn	0.27%
AP_Hwn	9
% AP_Hwn	0.05%
AP_Oth	151
% AP_Oth	0.85%
2+ Races	466
% 2+ Races	2.63%
Hispanic Origin	112
% Hispanic Origin	0.63%
18+_Pop	14119
% 18+_Pop	79.79%



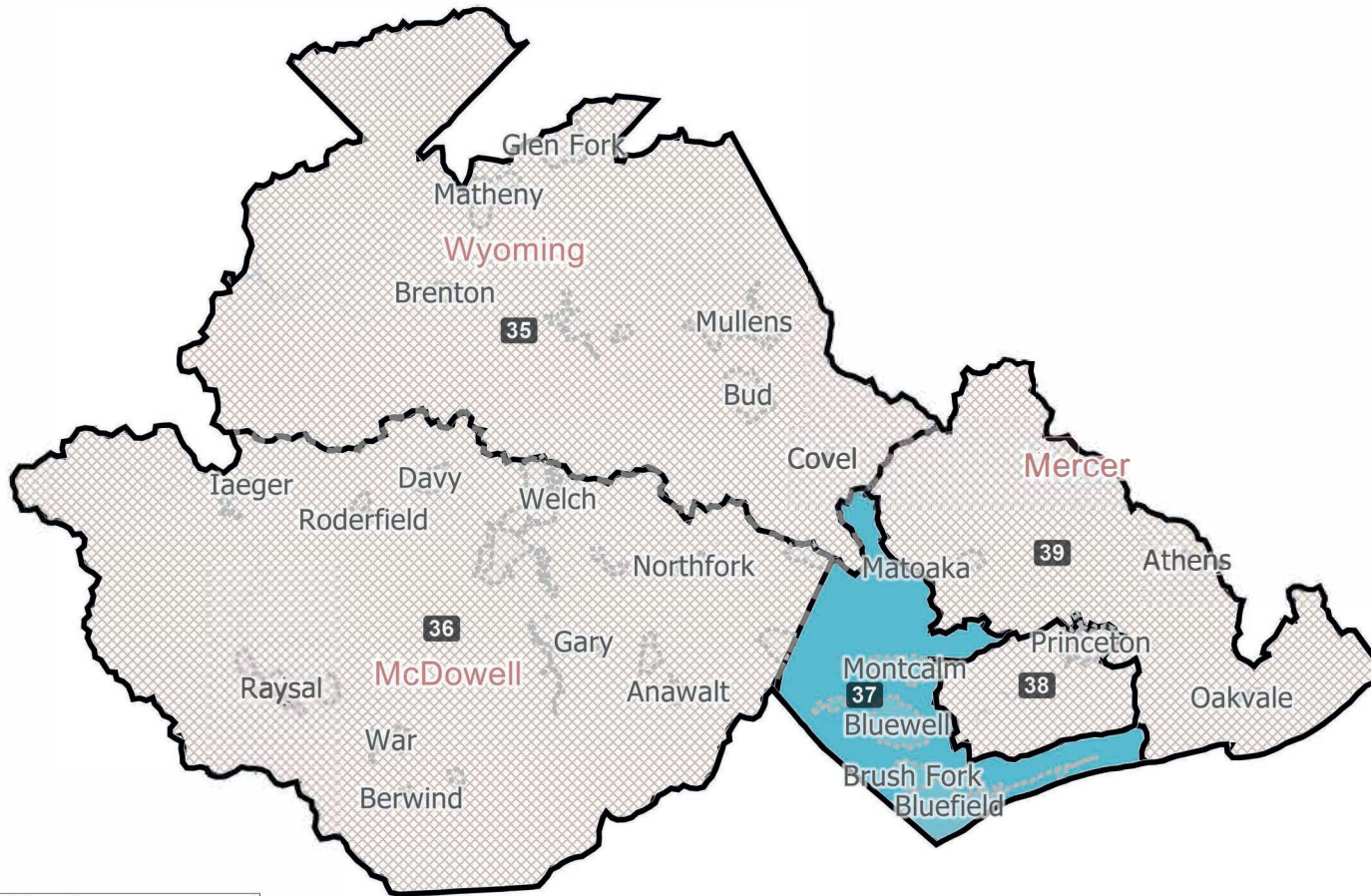
District: 36 and Vicinity



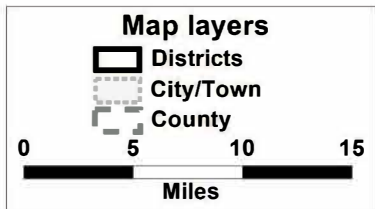
Field	Value
District	36
Population	18787
Deviation	850
% Deviation	4.74%
White	15877
% White	84.51%
AP_BlK	2371
% AP_BlK	12.62%
AP_Ind	386
% AP_Ind	2.05%
AP_Asn	39
% AP_Asn	0.21%
AP_Hwn	18
% AP_Hwn	0.1%
AP_Oth	141
% AP_Oth	0.75%
2+ Races	645
% 2+ Races	3.43%
Hispanic Origin	387
% Hispanic Origin	2.06%
18+_Pop	15462
% 18+_Pop	82.3%



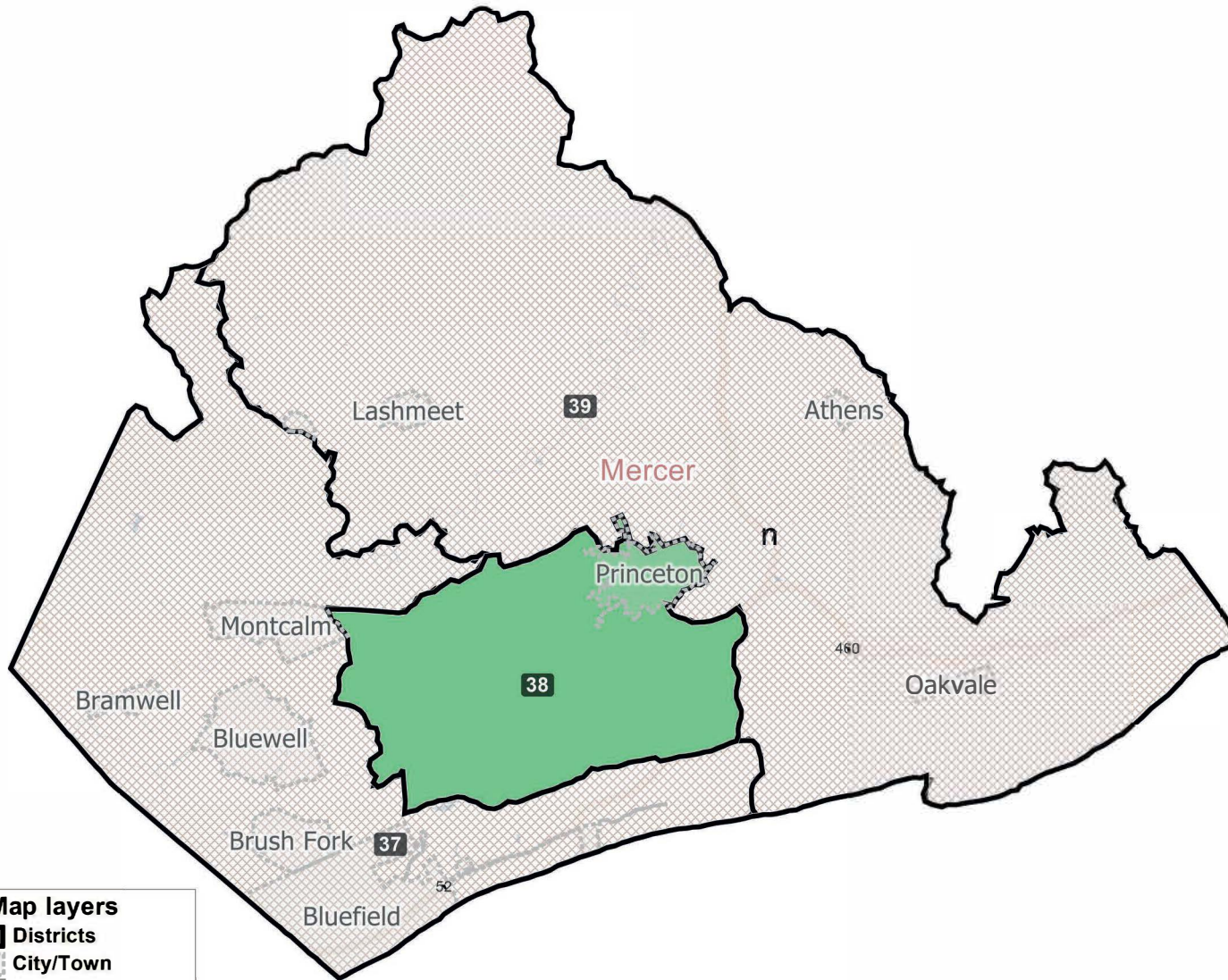
District: 37 and Vicinity



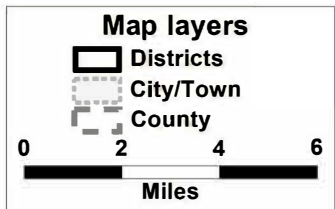
Field	Value
District	37
Population	18707
Deviation	770
% Deviation	4.29%
White	15255
% White	81.55%
AP_BlK	2801
% AP_BlK	14.97%
AP_Ind	390
% AP_Ind	2.08%
AP_Asn	96
% AP_Asn	0.51%
AP_Hwn	12
% AP_Hwn	0.06%
AP_Oth	256
% AP_Oth	1.37%
2+ Races	882
% 2+ Races	4.71%
Hispanic Origin	201
% Hispanic Origin	1.07%
18+_Pop	14943
% 18+_Pop	79.88%



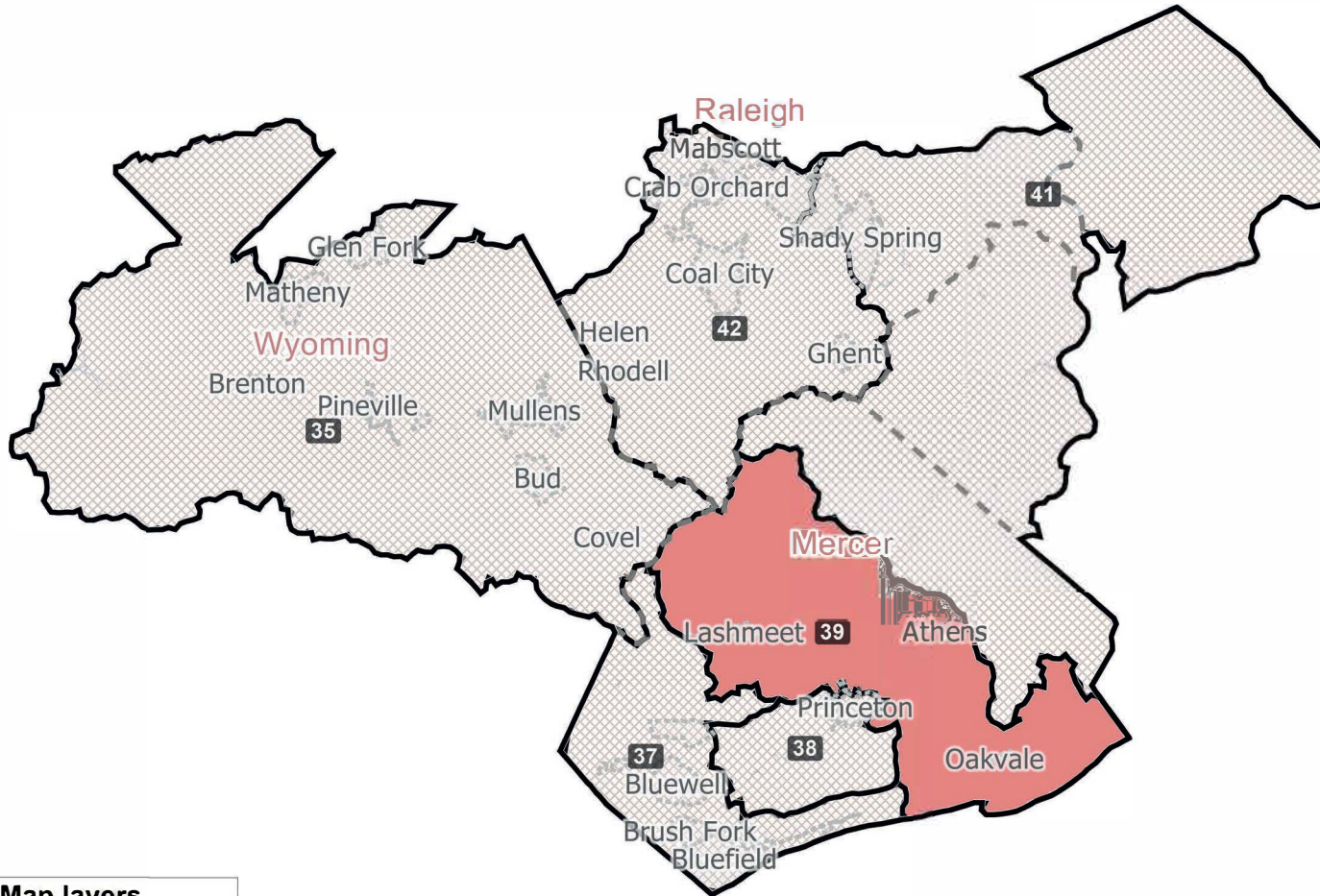
District: 38 and Vicinity



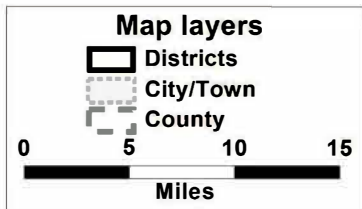
Field	Value
District	38
Population	18822
Deviation	885
% Deviation	4.93%
White	16701
% White	88.73%
AP_BlK	1236
% AP_BlK	6.57%
AP_Ind	404
% AP_Ind	2.15%
AP_Asn	209
% AP_Asn	1.11%
AP_Hwn	14
% AP_Hwn	0.07%
AP_Oth	320
% AP_Oth	1.7%
2+ Races	876
% 2+ Races	4.65%
Hispanic Origin	250
% Hispanic Origin	1.33%
18+_Pop	15052
% 18+_Pop	79.97%



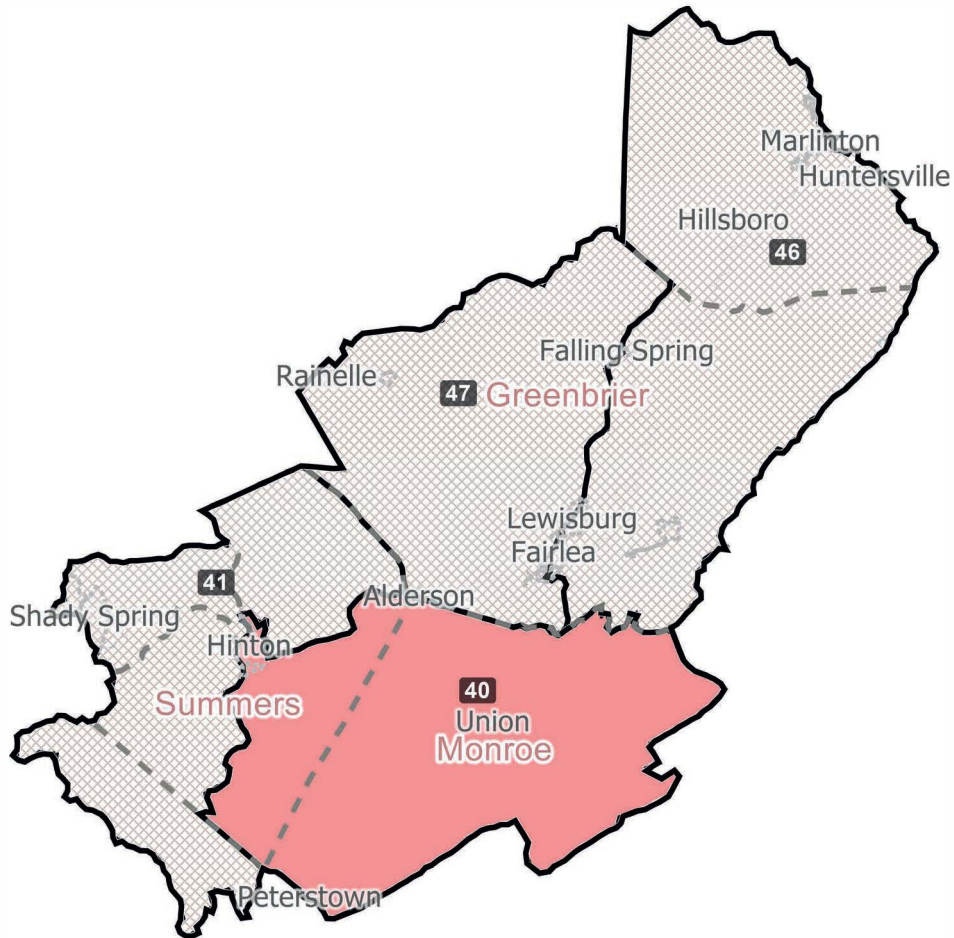
District: 39 and Vicinity



Field	Value
District	39
Population	18813
Deviation	876
% Deviation	4.88%
White	17405
% White	92.52%
AP_BlK	647
% AP_BlK	3.44%
AP_Ind	427
% AP_Ind	2.27%
AP_Asn	122
% AP_Asn	0.65%
AP_Hwn	14
% AP_Hwn	0.07%
AP_Oth	240
% AP_Oth	1.28%
2+ Races	776
% 2+ Races	4.12%
Hispanic Origin	224
% Hispanic Origin	1.19%
18+_Pop	14978
% 18+_Pop	79.62%

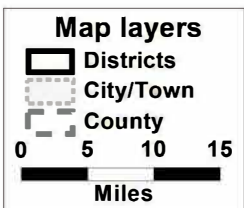


District: 40 and Vicinity

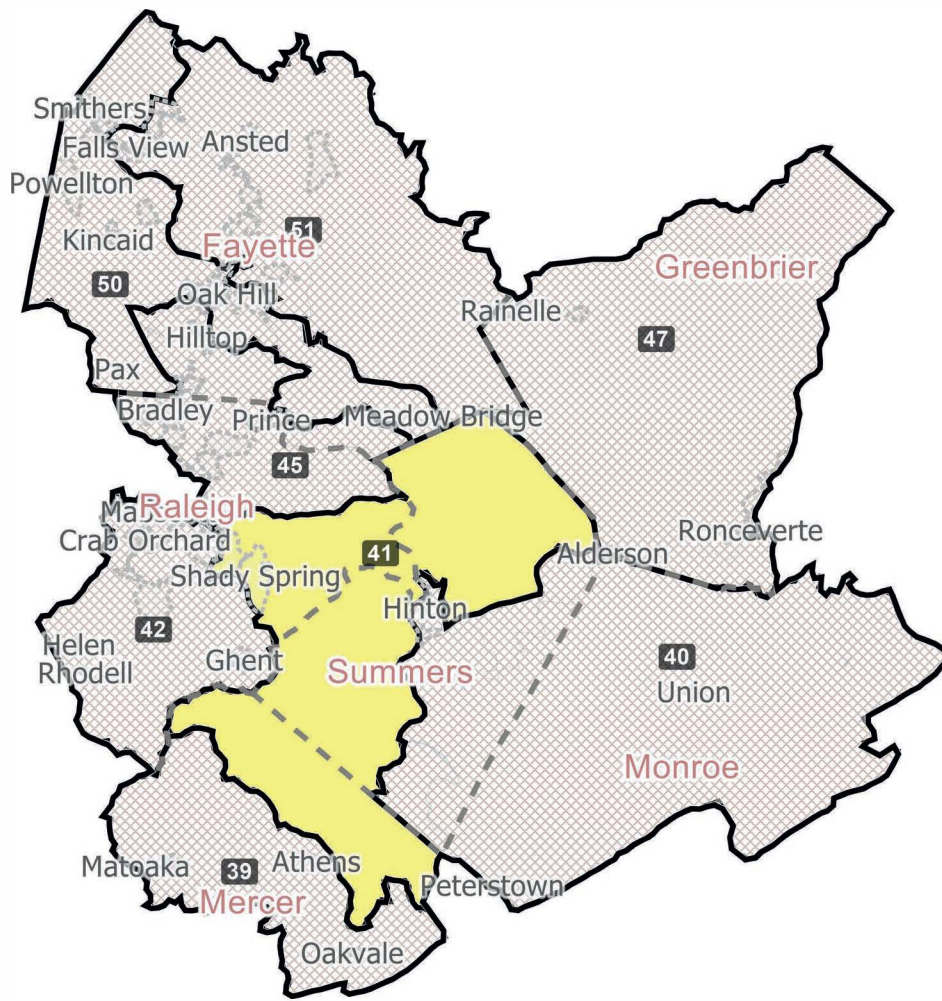


Field	Value
District	40
Population	18809
Deviation	872
% Deviation	4.86%
White	17454
% White	92.8%
AP_Bl	685
% AP_Bl	3.64%
AP_Ind	402
% AP_Ind	2.14%
AP_Asn	68
% AP_Asn	0.36%
AP_Hwn	18
% AP_Hwn	0.1%
AP_Oth	245
% AP_Oth	1.3%
2+ Races	693
% 2+ Races	3.68%
Hispanic Origin	229
% Hispanic Origin	1.22%
18+_Pop	15266
% 18+_Pop	81.16%

©2021 CALIPER

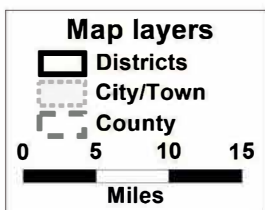


District: 41 and Vicinity

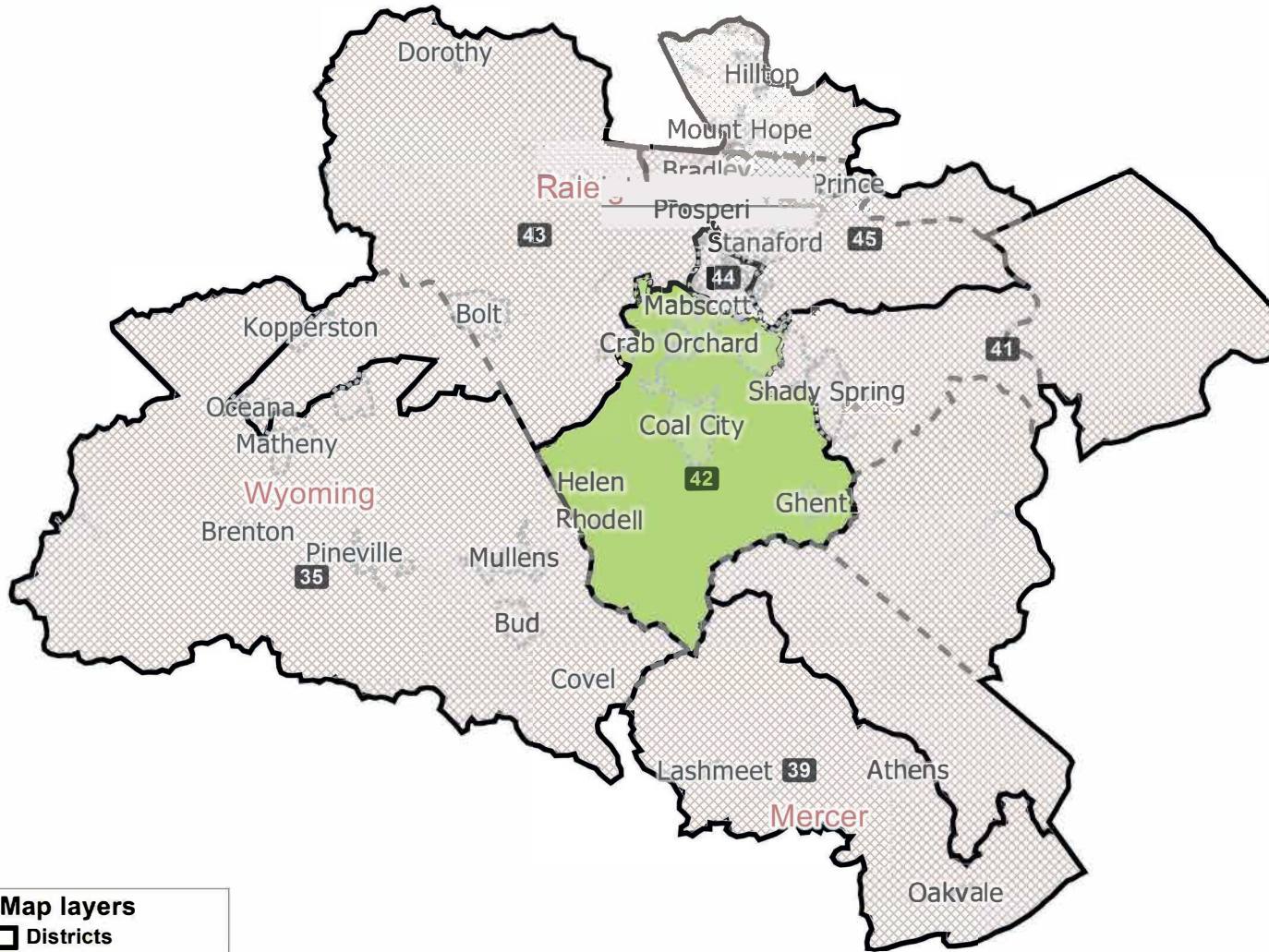


Field	Value
District	41
Population	18700
Deviation	763
% Deviation	4.25%
White	17648
% White	94.37%
AP_Bl	254
% AP_Bl	1.36%
AP_Ind	403
% AP_Ind	2.16%
AP_Asn	168
% AP_Asn	0.9%
AP_Hwn	13
% AP_Hwn	0.07%
AP_Oth	246
% AP_Oth	1.32%
2+ Races	712
% 2+ Races	3.81%
Hispanic Origin	193
% Hispanic Origin	1.03%
18+_Pop	14816
% 18+_Pop	79.23%

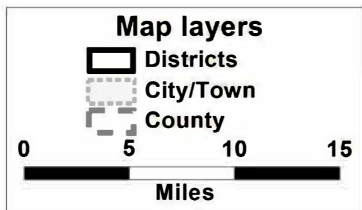
©2021 CALIPER



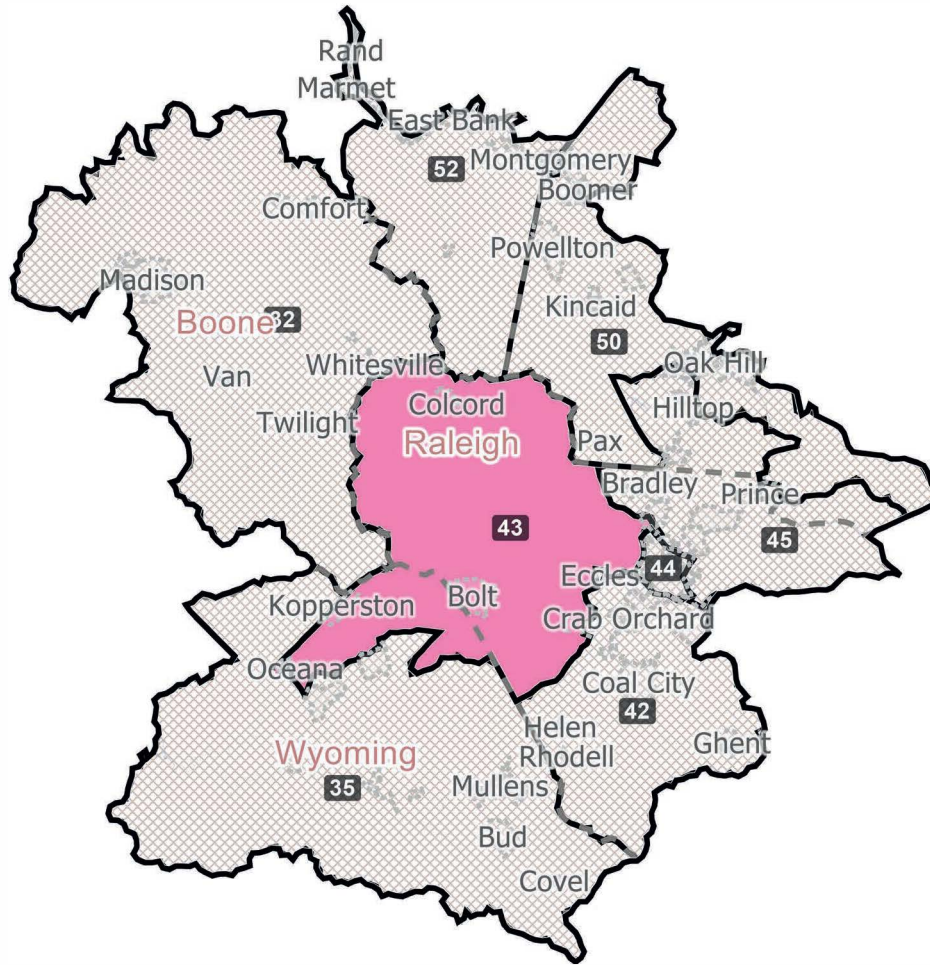
District: 42 and Vicinity



Field	Value
District	42
Population	18821
Deviation	884
% Deviation	4.93%
White	17678
% White	93.93%
AP_BlK	464
% AP_BlK	2.47%
AP_Ind	337
% AP_Ind	1.79%
AP_Asn	97
% AP_Asn	0.52%
AP_Hwn	15
% AP_Hwn	0.08%
AP_Oth	274
% AP_Oth	1.46%
2+ Races	721
% 2+ Races	3.83%
Hispanic Origin	198
% Hispanic Origin	1.05%
18+_Pop	14794
% 18+_Pop	78.6%

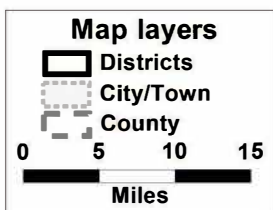


District: 43 and Vicinity

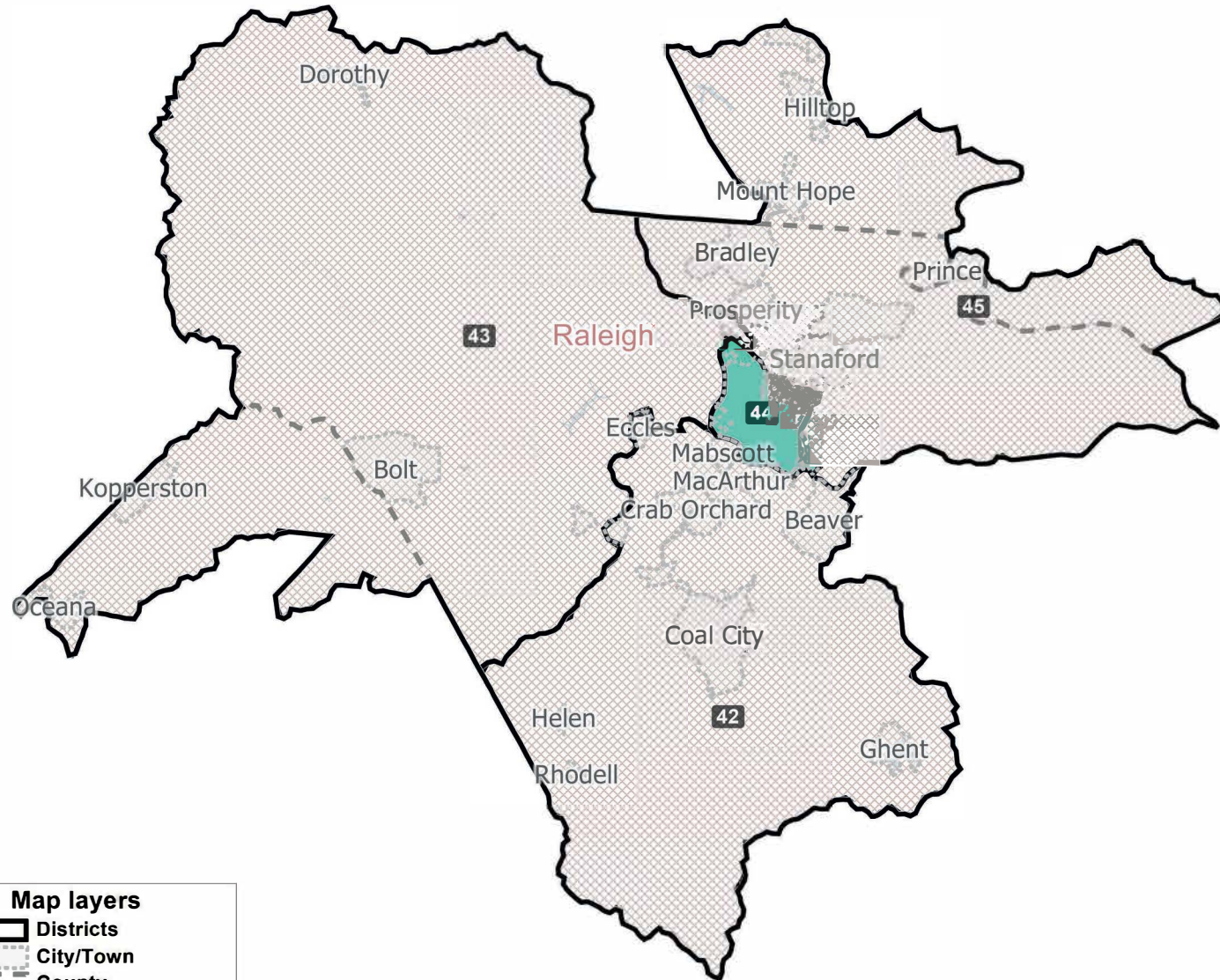


Field	Value
District	43
Population	18234
Deviation	297
% Deviation	1.66%
White	17014
% White	93.31%
AP_Blkc	501
% AP_Blkc	2.75%
AP_Ind	300
% AP_Ind	1.65%
AP_Asn	161
% AP_Asn	0.88%
AP_Hwn	6
% AP_Hwn	0.03%
AP_Oth	287
% AP_Oth	1.57%
2+ Races	641
% 2+ Races	3.52%
Hispanic Origin	212
% Hispanic Origin	1.16%
18+_Pop	14143
% 18+_Pop	77.56%

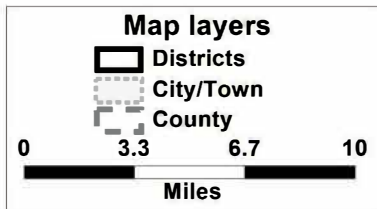
©2021 CALIPER



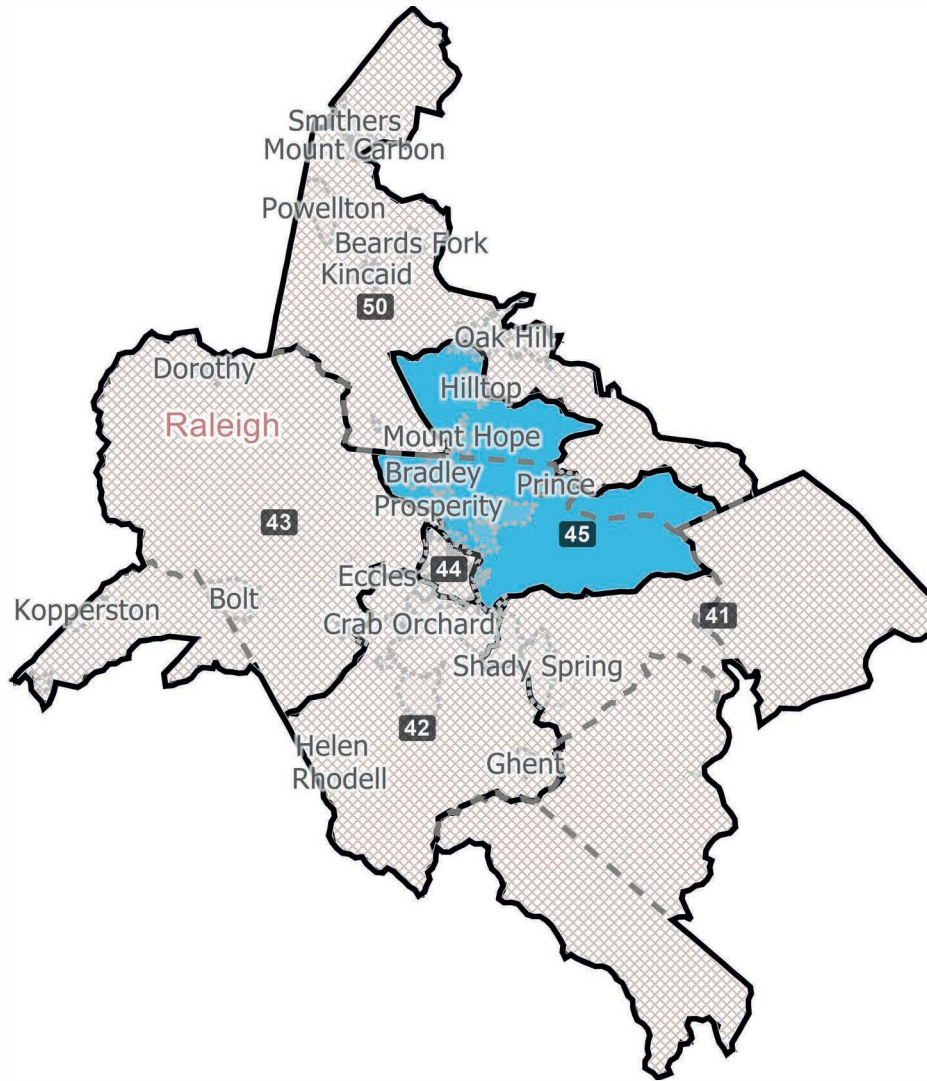
District: 44 and Vicinity



Field	Value
District	44
Population	18778
Deviation	841
% Deviation	4.69%
White	13378
% White	71.24%
AP_BlK	4152
% AP_BlK	22.11%
AP_Ind	447
% AP_Ind	2.38%
AP_Asn	500
% AP_Asn	2.66%
AP_Hwn	24
% AP_Hwn	0.13%
AP_Oth	429
% AP_Oth	2.28%
2+ Races	1198
% 2+ Races	6.38%
Hispanic Origin	424
% Hispanic Origin	2.26%
18+_Pop	14875
% 18+_Pop	79.22%

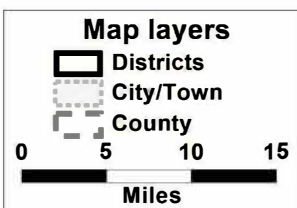


District: 45 and Vicinity

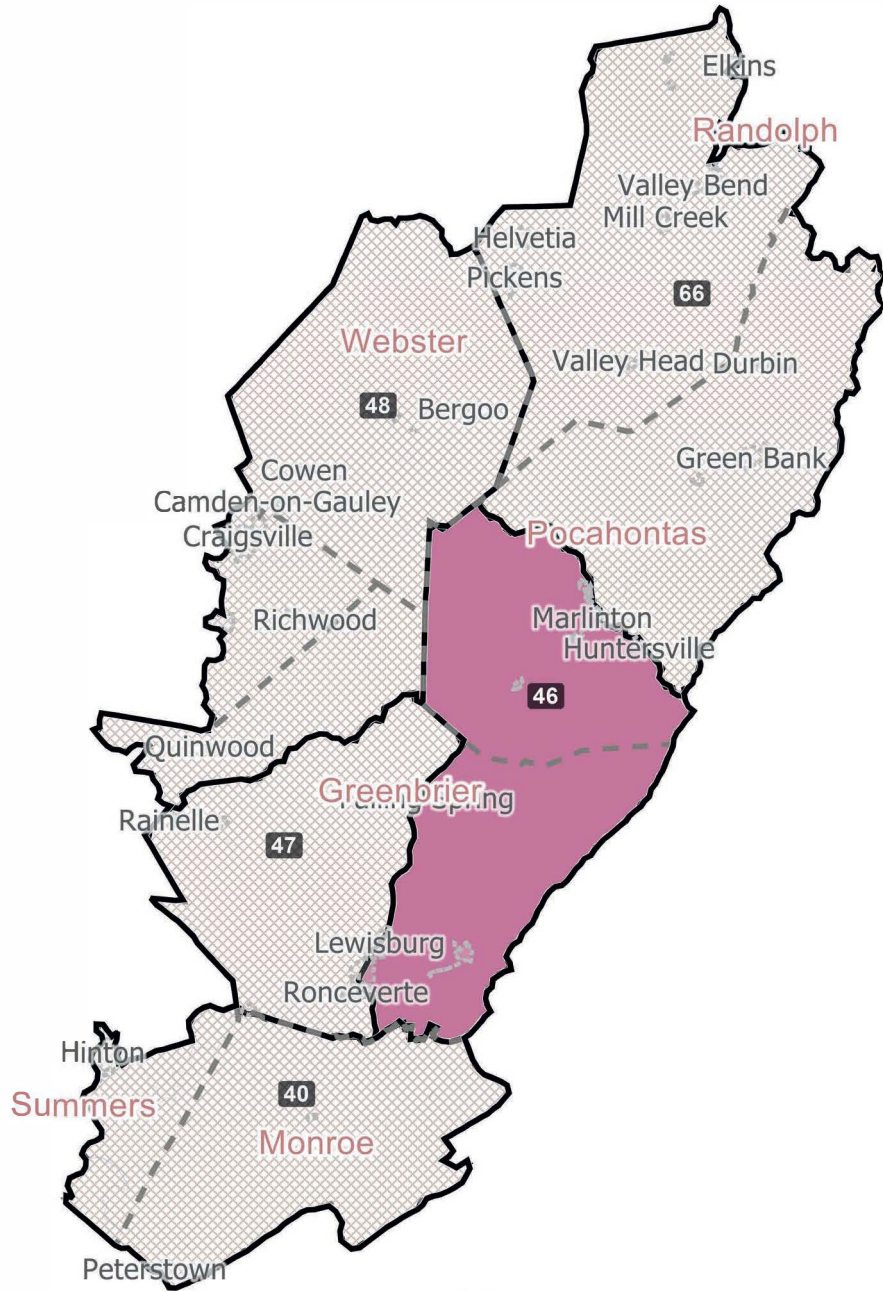


Field	Value
District	45
Population	17459
Deviation	-478
% Deviation	-2.66%
White	14332
% White	82.09%
AP_Blak	2257
% AP_Blak	12.93%
AP_Ind	417
% AP_Ind	2.39%
AP_Asn	203
% AP_Asn	1.16%
AP_Hwn	15
% AP_Hwn	0.09%
AP_Oth	289
% AP_Oth	1.66%
2+ Races	842
% 2+ Races	4.82%
Hispanic Origin	370
% Hispanic Origin	2.12%
18+_Pop	14222
% 18+_Pop	81.46%

©2021 CALIPER

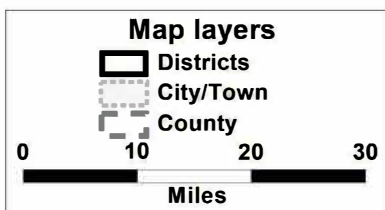


District: 46 and Vicinity

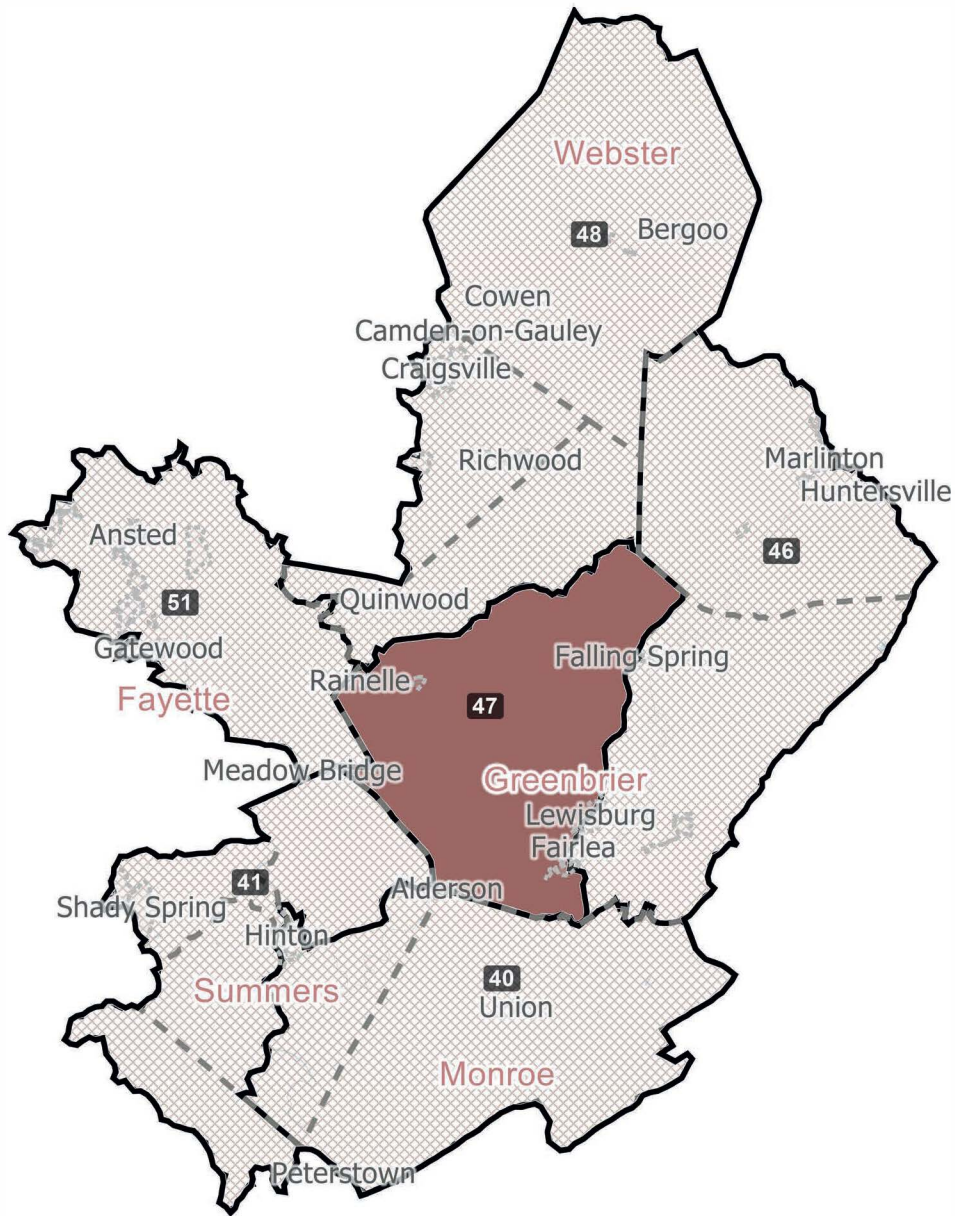


Field	Value
District	46
Population	17407
Deviation	-530
% Deviation	-2.95%
White	16033
% White	92.11%
AP_Bl	641
% AP_Bl	3.68%
AP_Ind	285
% AP_Ind	1.64%
AP_Asn	177
% AP_Asn	1.02%
AP_Hwn	8
% AP_Hwn	0.05%
AP_Oth	310
% AP_Oth	1.78%
2+ Races	618
% 2+ Races	3.55%
Hispanic Origin	291
% Hispanic Origin	1.67%
18+_Pop	14205
% 18+_Pop	81.61%

©2021 CALIPER

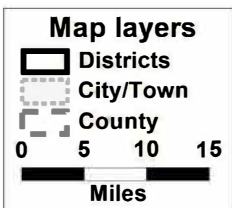


District: 47 and Vicinity

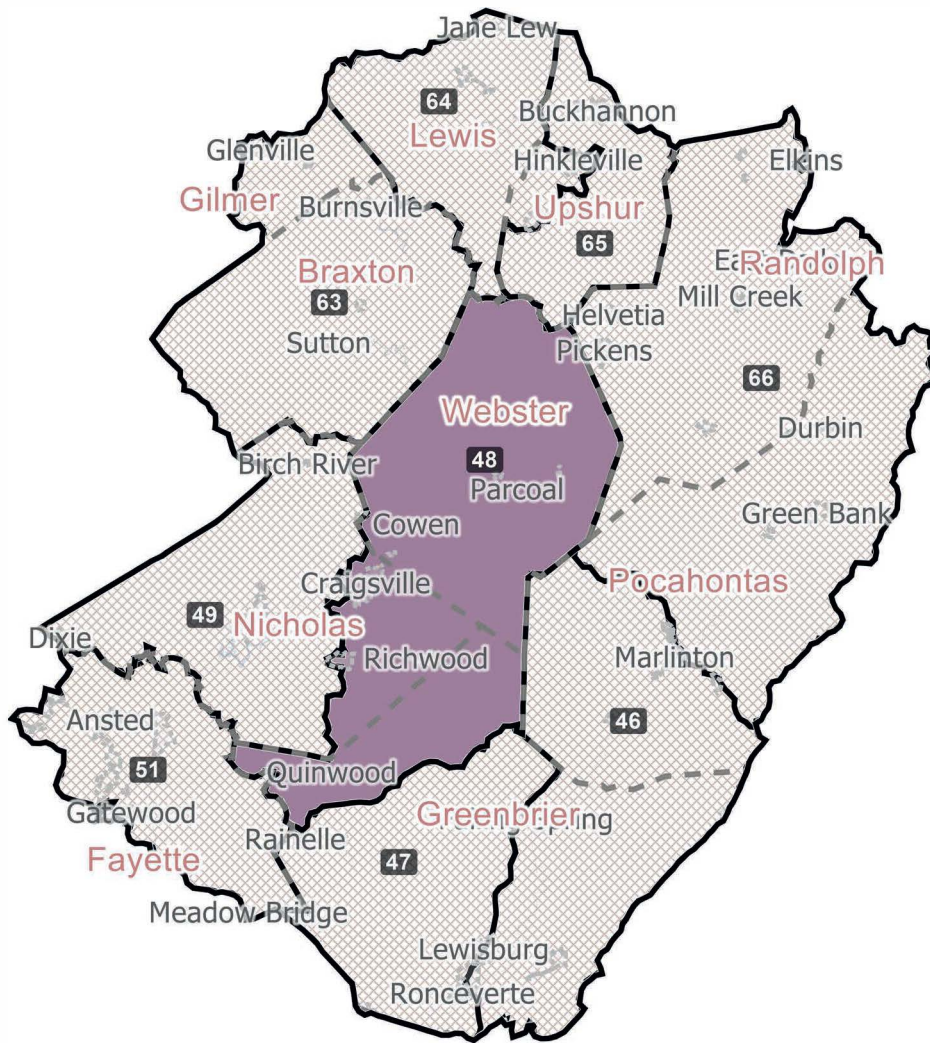


Field	Value
District	47
Population	18023
Deviation	86
% Deviation	0.48%
White	16684
% White	92.57%
AP_Blkc	576
% AP_Blkc	3.2%
AP_Ind	328
% AP_Ind	1.82%
AP_Asn	122
% AP_Asn	0.68%
AP_Hwn	12
% AP_Hwn	0.07%
AP_Oth	373
% AP_Oth	2.07%
2+ Races	739
% 2+ Races	4.1%
Hispanic Origin	320
% Hispanic Origin	1.78%
18+_Pop	14469
% 18+_Pop	80.28%

©2021 CALIPER

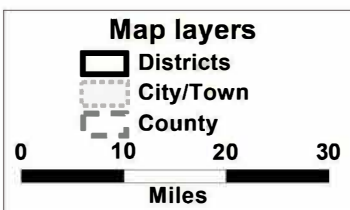


District: 48 and Vicinity

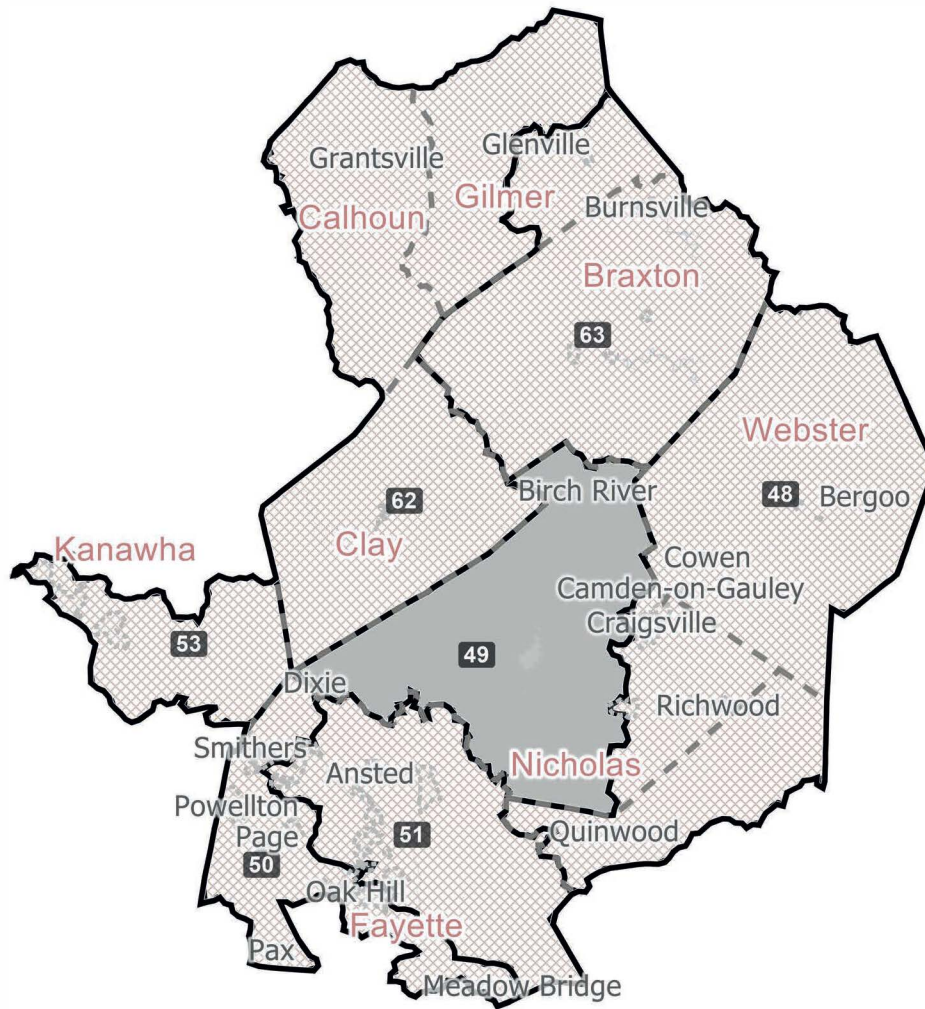


Field	Value
District	48
Population	17467
Deviation	-470
% Deviation	-2.62%
White	16840
% White	96.41%
AP_Bl	129
% AP_Bl	0.74%
AP_Ind	306
% AP_Ind	1.75%
AP_Asn	43
% AP_Asn	0.25%
AP_Hwn	14
% AP_Hwn	0.08%
AP_Oth	177
% AP_Oth	1.01%
2+ Races	489
% 2+ Races	2.8%
Hispanic Origin	99
% Hispanic Origin	0.57%
18+_Pop	14110
% 18+_Pop	80.78%

©2021 CALIPER

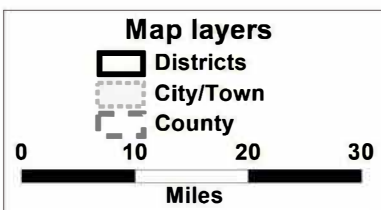


District: 49 and Vicinity

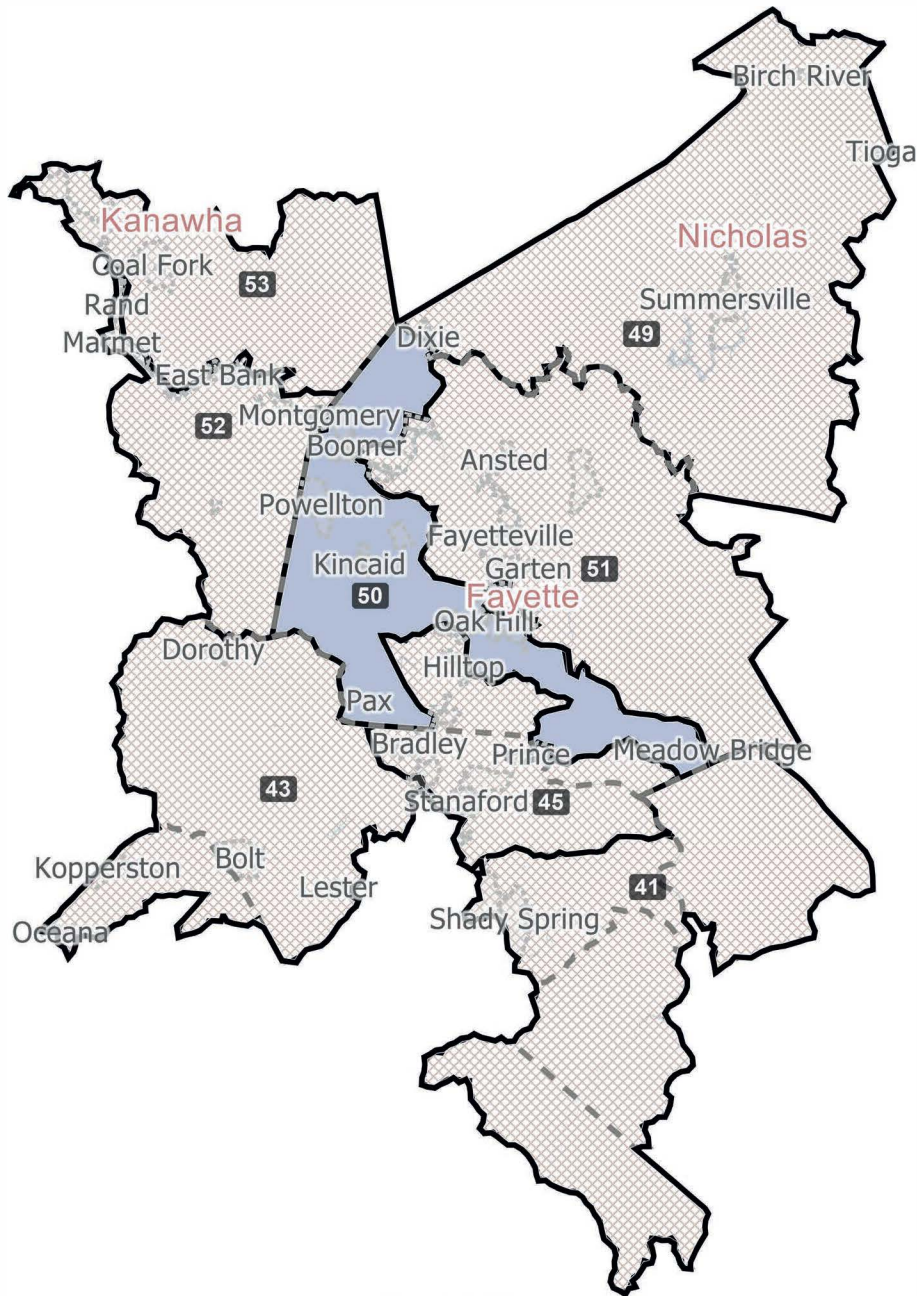


Field	Value
District	49
Population	17080
Deviation	-857
% Deviation	-4.78%
White	16339
% White	95.66%
AP_Bl	99
% AP_Bl	0.58%
AP_Ind	403
% AP_Ind	2.36%
AP_Asn	110
% AP_Asn	0.64%
AP_Hwn	14
% AP_Hwn	0.08%
AP_Oth	159
% AP_Oth	0.93%
2+ Races	567
% 2+ Races	3.32%
Hispanic Origin	140
% Hispanic Origin	0.82%
18+_Pop	13636
% 18+_Pop	79.84%

©2021 CALIPER

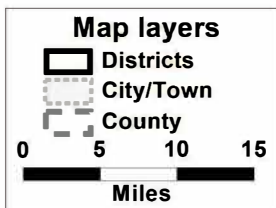


District: 50 and Vicinity

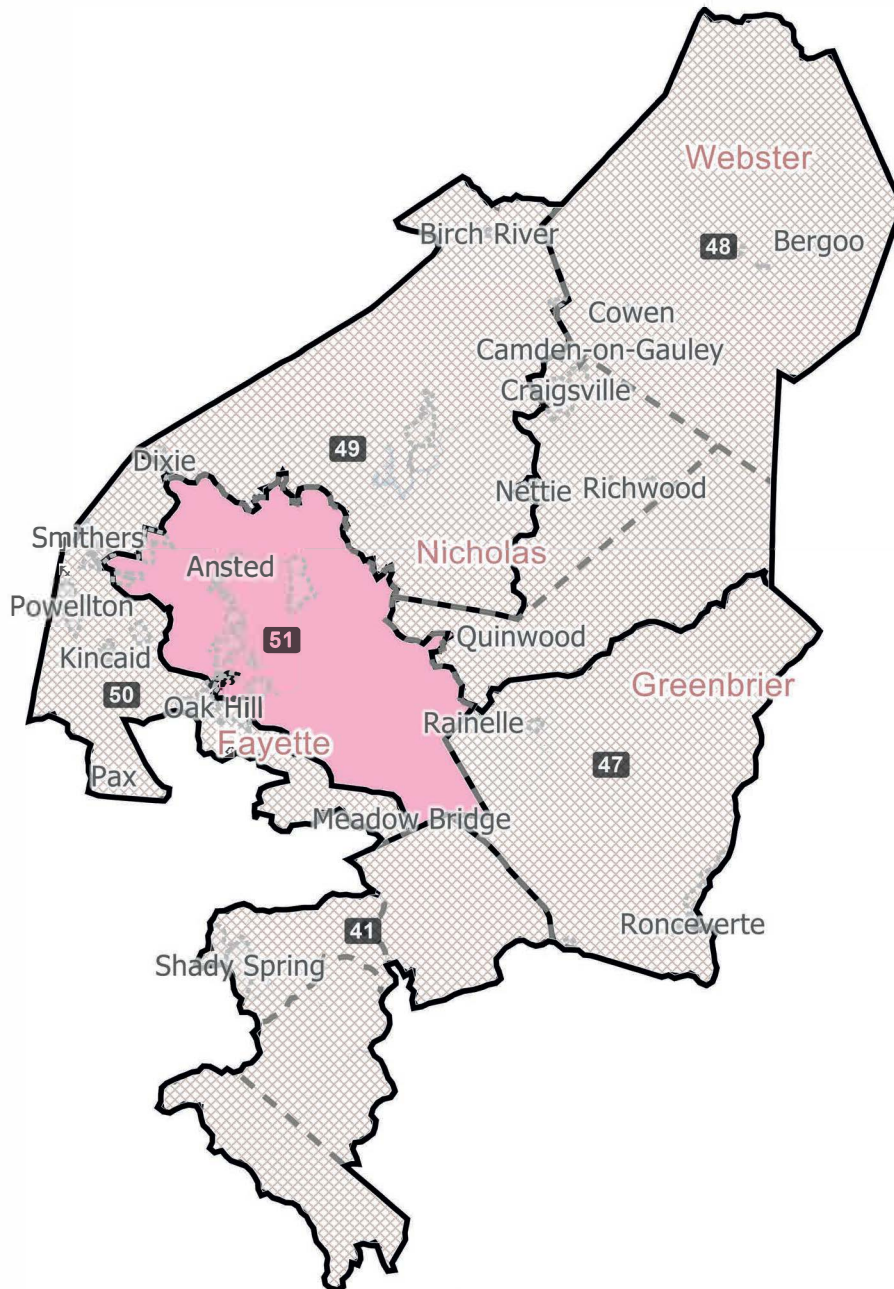


Field	Value
District	50
Population	17267
Deviation	-670
% Deviation	-3.74%
White	15194
% White	87.99%
AP_Blkc	1206
% AP_Blkc	6.98%
AP_Ind	455
% AP_Ind	2.64%
AP_Asn	90
% AP_Asn	0.52%
AP_Hwn	14
% AP_Hwn	0.08%
AP_Oth	363
% AP_Oth	2.1%
2+ Races	896
% 2+ Races	5.19%
Hispanic Origin	275
% Hispanic Origin	1.59%
18+_Pop	13813
% 18+_Pop	80%

©2021 CALIPER

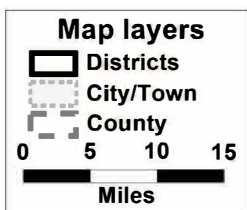


District: 51 and Vicinity

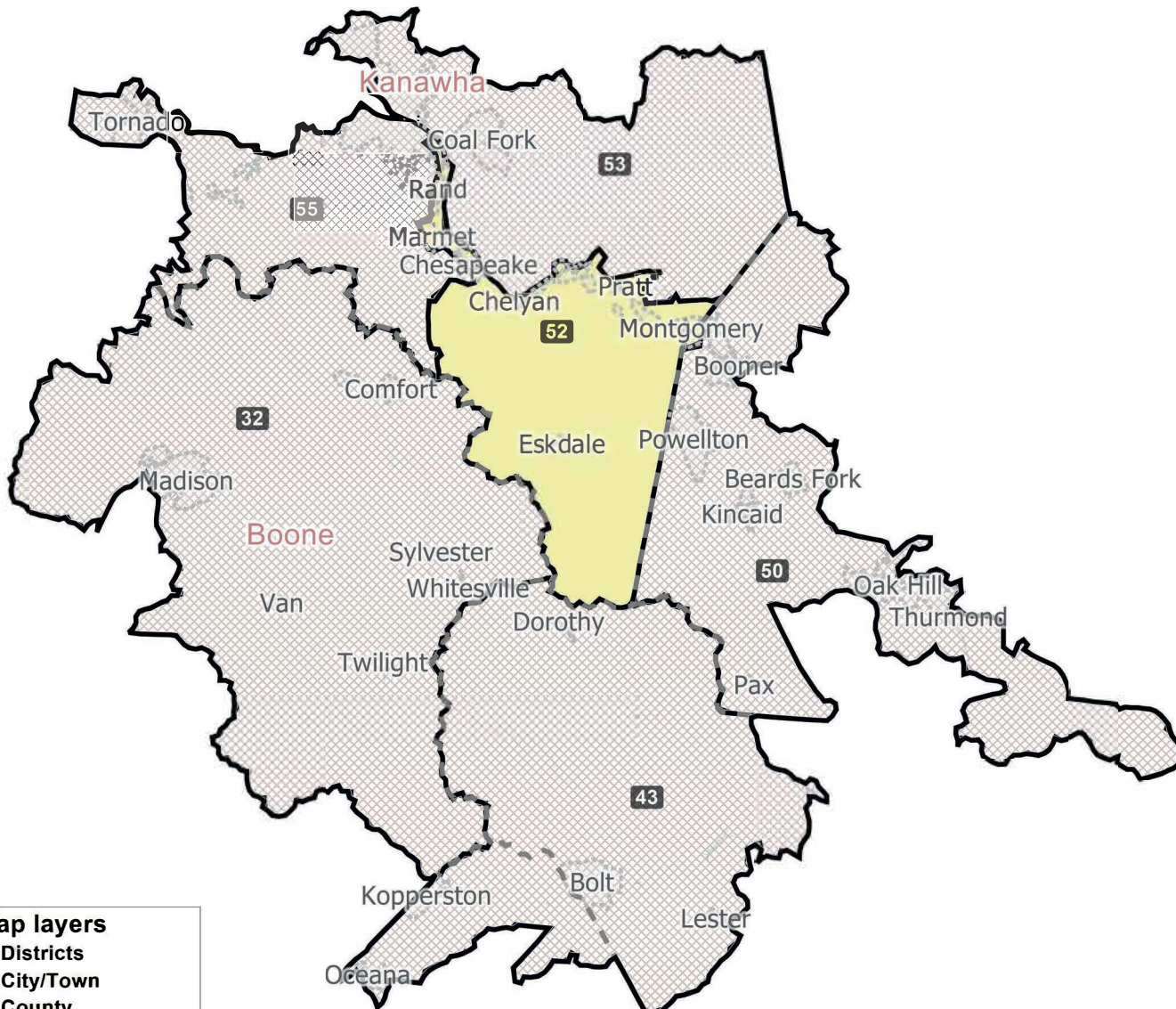


Field	Value
District	51
Population	17575
Deviation	-362
% Deviation	-2.02%
White	16594
% White	94.42%
AP_Blkc	320
% AP_Blkc	1.82%
AP_Ind	366
% AP_Ind	2.08%
AP_Asn	51
% AP_Asn	0.29%
AP_Hwn	9
% AP_Hwn	0.05%
AP_Oth	277
% AP_Oth	1.58%
2+ Races	669
% 2+ Races	3.81%
Hispanic Origin	176
% Hispanic Origin	1%
18+_Pop	13817
% 18+_Pop	78.62%

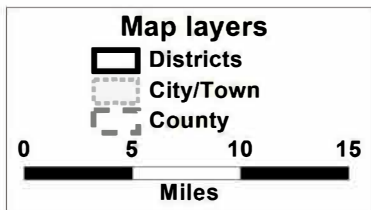
©2021 CALIPER



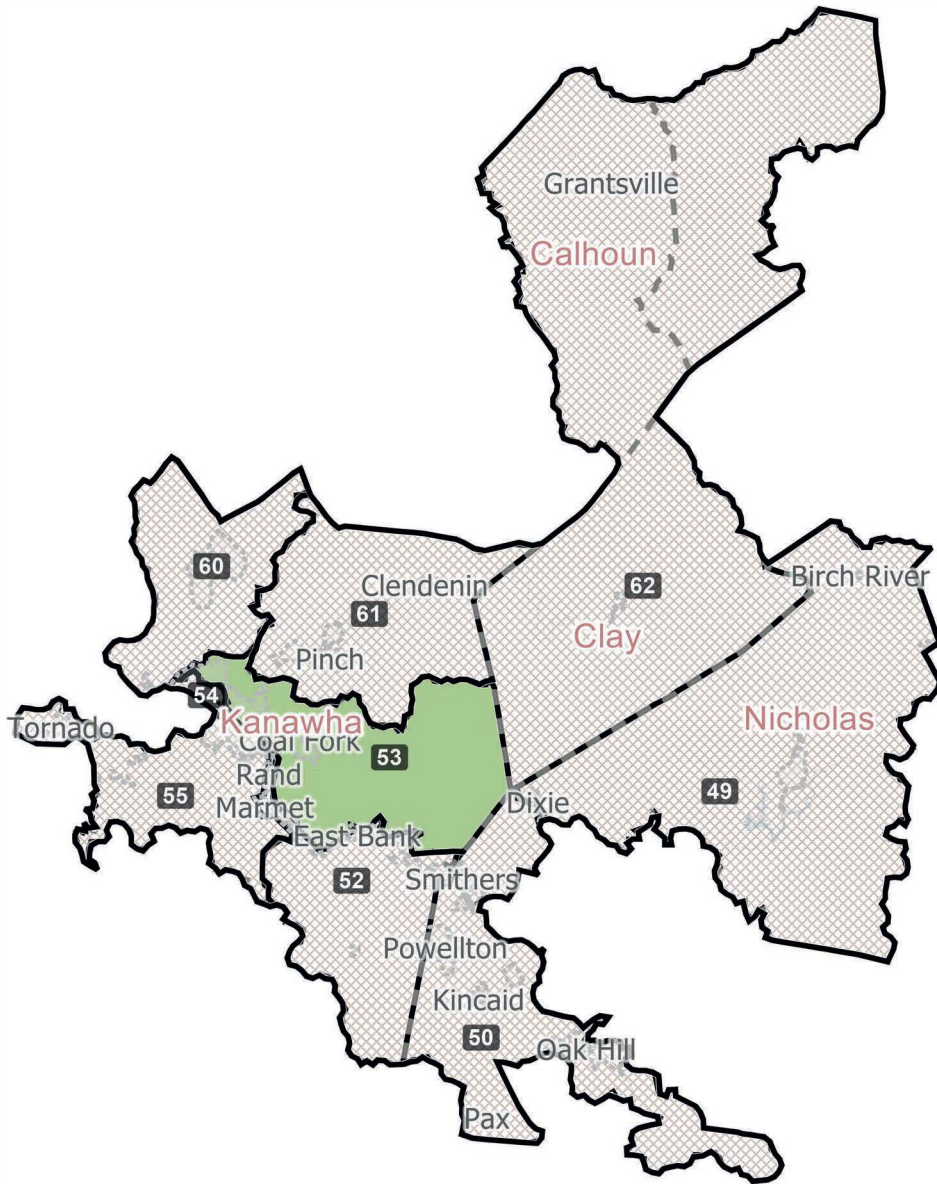
District: 52 and Vicinity



Field	Value
District	52
Population	18594
Deviation	657
% Deviation	3.66%
White	16259
% White	87.44%
AP_BlK	1455
% AP_BlK	7.83%
AP_Ind	479
% AP_Ind	2.58%
AP_Asn	171
% AP_Asn	0.92%
AP_Hwn	14
% AP_Hwn	0.08%
AP_Oth	314
% AP_Oth	1.69%
2+ Races	952
% 2+ Races	5.12%
Hispanic Origin	214
% Hispanic Origin	1.15%
18+_Pop	15027
% 18+_Pop	80.82%

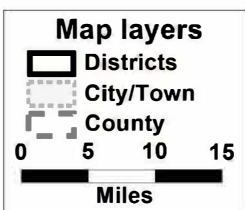


District: 53 and Vicinity

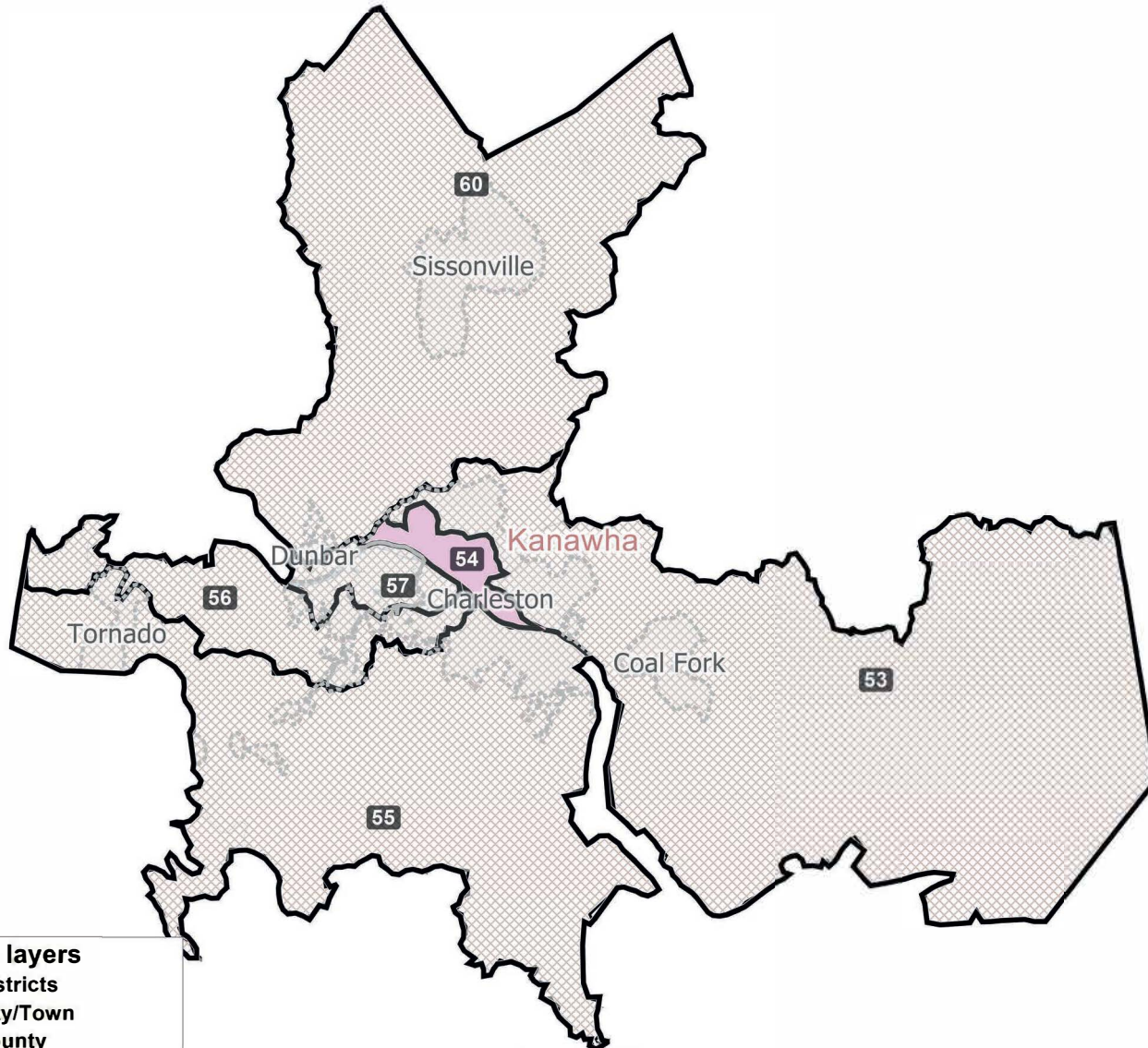


Field	Value
District	53
Population	17602
Deviation	-335
% Deviation	-1.87%
White	15313
% White	87%
AP_Bl	1370
% AP_Bl	7.78%
AP_Ind	455
% AP_Ind	2.58%
AP_Asn	254
% AP_Asn	1.44%
AP_Hwn	13
% AP_Hwn	0.07%
AP_Oth	303
% AP_Oth	1.72%
2+ Races	895
% 2+ Races	5.08%
Hispanic Origin	237
% Hispanic Origin	1.35%
18+_Pop	14450
% 18+_Pop	82.09%

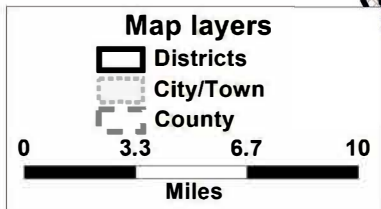
©2021 CALIPER



District: 54 and Vicinity

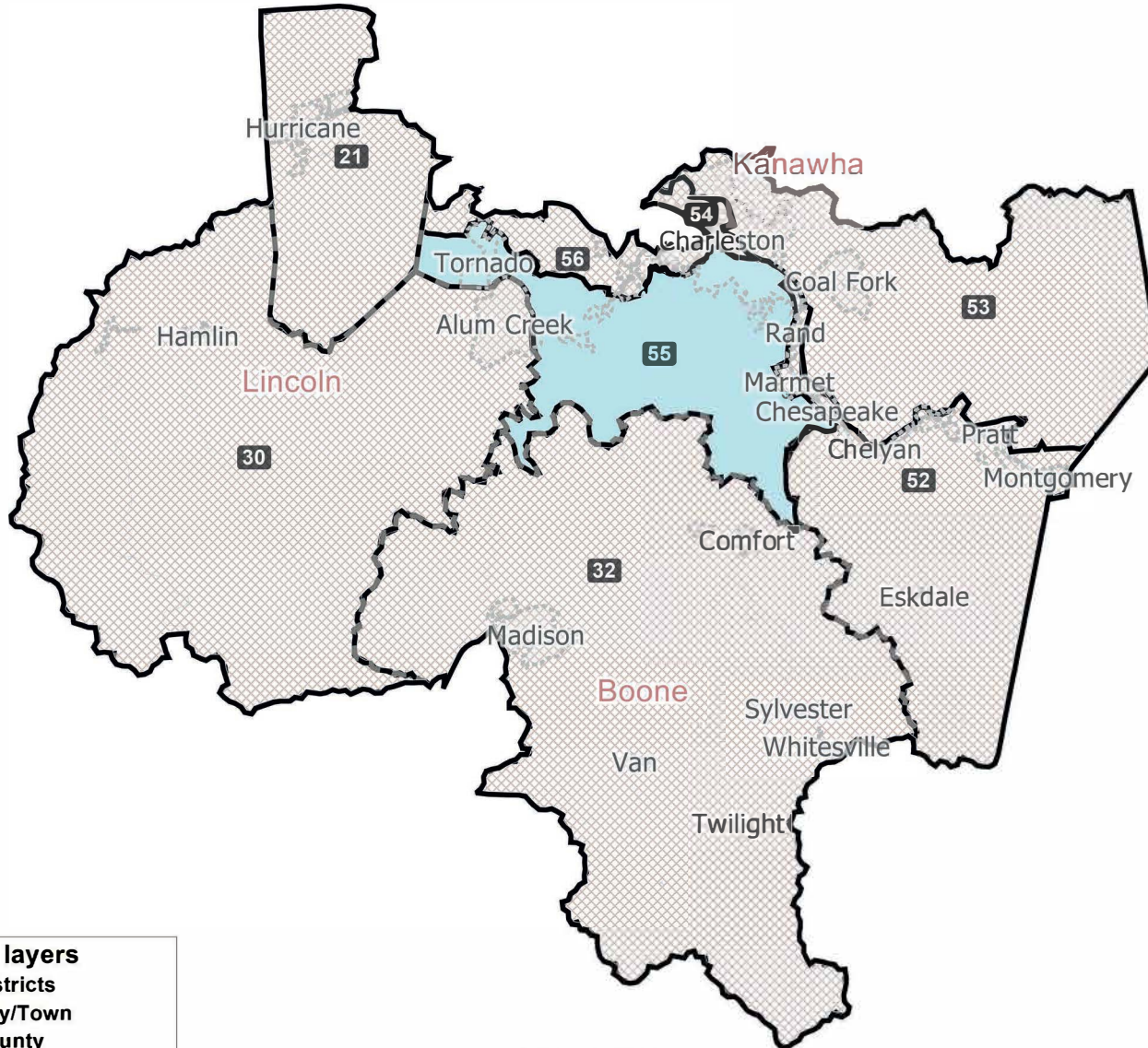


Field	Value
District	54
Population	18830
Deviation	893
% Deviation	4.98%
White	12049
% White	63.99%
AP_Blkc	5713
% AP_Blkc	30.34%
AP_Ind	531
% AP_Ind	2.82%
AP_Asn	262
% AP_Asn	1.39%
AP_Hwn	26
% AP_Hwn	0.14%
AP_Oth	489
% AP_Oth	2.6%
2+ Races	1468
% 2+ Races	7.8%
Hispanic Origin	413
% Hispanic Origin	2.19%
18+_Pop	15415
% 18+_Pop	81.86%

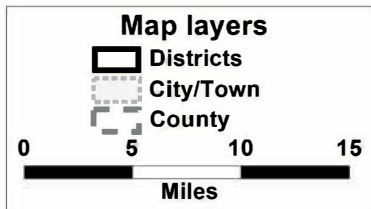


©2021 CALIPER

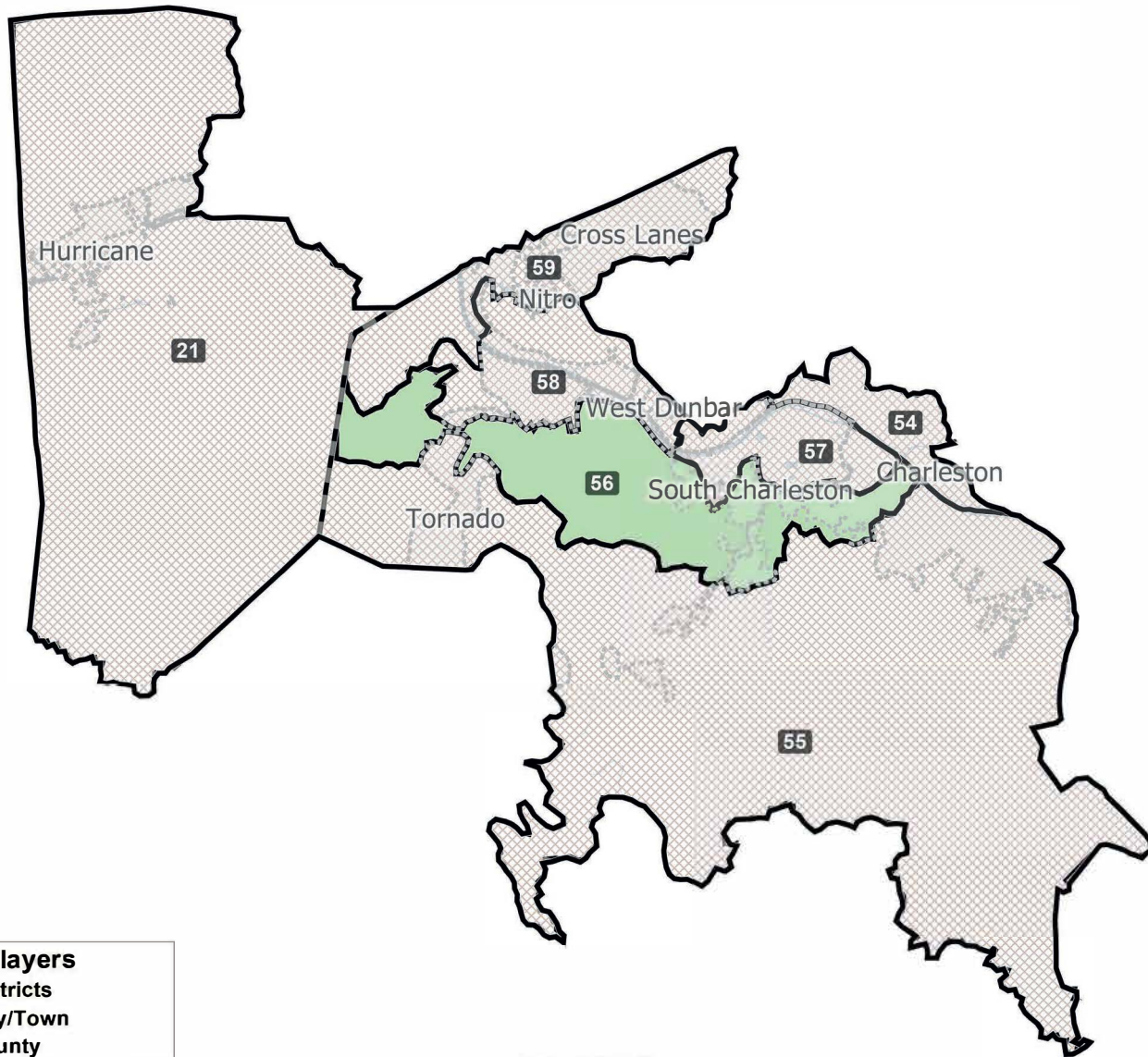
District: 55 and Vicinity



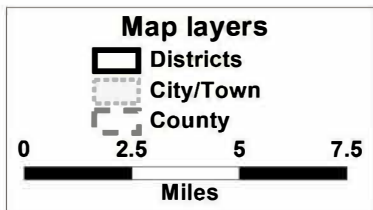
Field	Value
District	55
Population	18312
Deviation	375
% Deviation	2.09%
White	15893
% White	86.79%
AP_BlK	1079
% AP_BlK	5.89%
AP_Ind	391
% AP_Ind	2.14%
AP_Asn	632
% AP_Asn	3.45%
AP_Hwn	23
% AP_Hwn	0.13%
AP_Oth	389
% AP_Oth	2.12%
2+ Races	967
% 2+ Races	5.28%
Hispanic Origin	274
% Hispanic Origin	1.5%
18+_Pop	14819
% 18+_Pop	80.93%



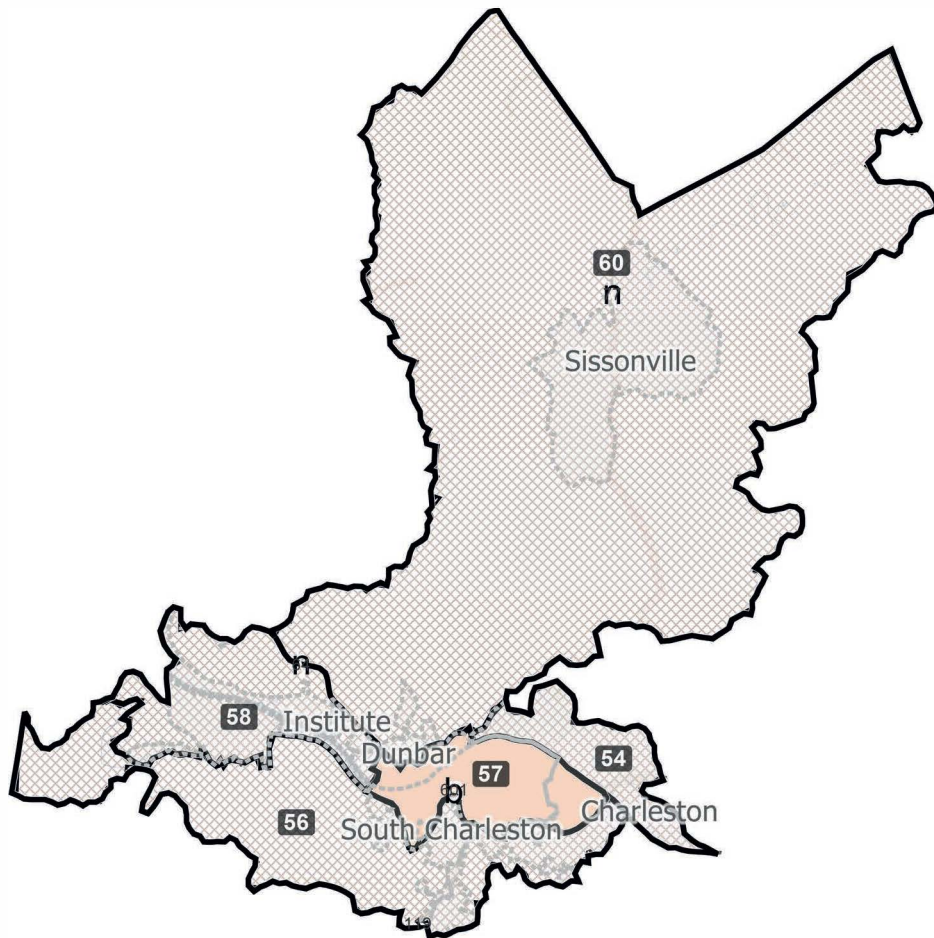
District: 56 and Vicinity



Field	Value
District	56
Population	17557
Deviation	-380
% Deviation	-2.12%
White	15651
% White	89.14%
AP_BlK	879
% AP_BlK	5.01%
AP_Ind	257
% AP_Ind	1.46%
AP_Asn	522
% AP_Asn	2.97%
AP_Hwn	15
% AP_Hwn	0.09%
AP_Oth	282
% AP_Oth	1.61%
2+ Races	688
% 2+ Races	3.92%
Hispanic Origin	222
% Hispanic Origin	1.26%
18+_Pop	14003
% 18+_Pop	79.76%

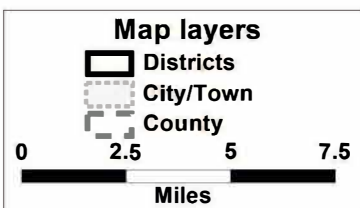


District: 57 and Vicinity

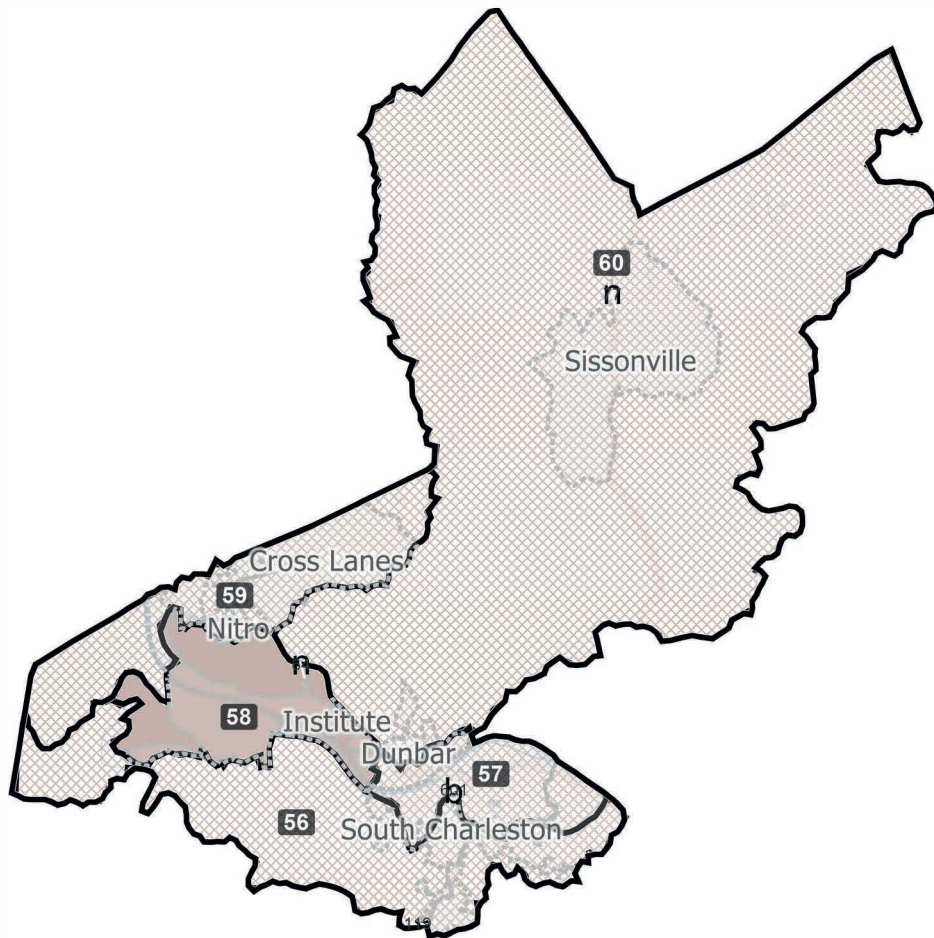


Field	Value
District	57
Population	18820
Deviation	883
% Deviation	4.92%
White	14982
% White	79.61%
AP_Bl	2617
% AP_Bl	13.91%
AP_Ind	405
% AP_Ind	2.15%
AP_Asn	492
% AP_Asn	2.61%
AP_Hwn	32
% AP_Hwn	0.17%
AP_Oth	480
% AP_Oth	2.55%
2+ Races	1326
% 2+ Races	7.05%
Hispanic Origin	386
% Hispanic Origin	2.05%
18+_Pop	14852
% 18+_Pop	78.92%

©2021 CALIPER; ©2020 HERE

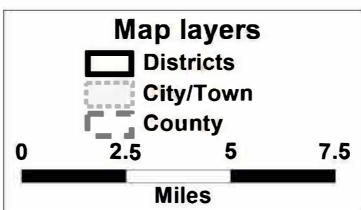


District: 58 and Vicinity

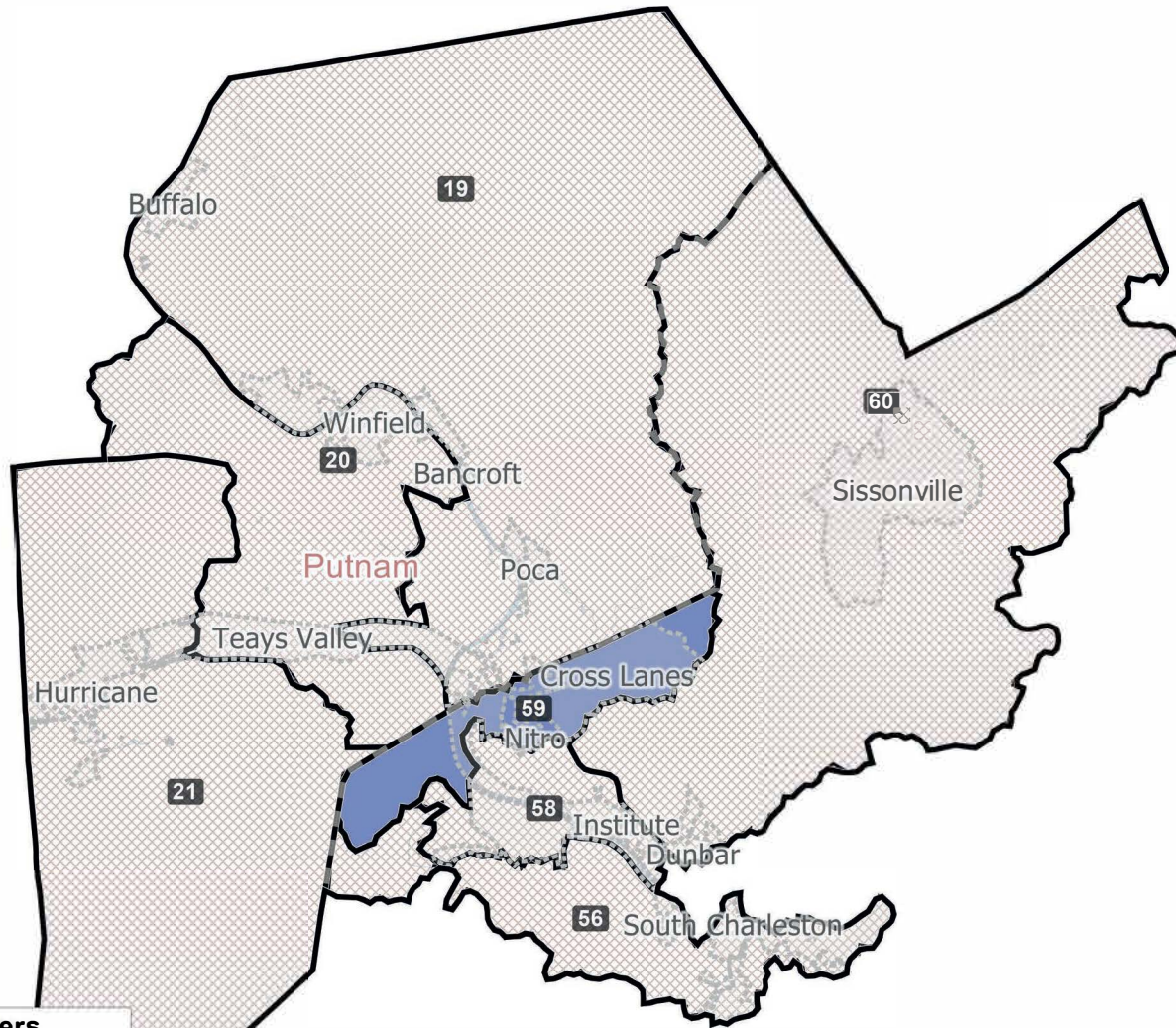


Field	Value
District	58
Population	18126
Deviation	189
% Deviation	1.05%
White	15259
% White	84.18%
AP_Bl	1969
% AP_Bl	10.86%
AP_Ind	433
% AP_Ind	2.39%
AP_Asn	198
% AP_Asn	1.09%
AP_Hwn	19
% AP_Hwn	0.1%
AP_Oth	359
% AP_Oth	1.98%
2+ Races	1019
% 2+ Races	5.62%
Hispanic Origin	328
% Hispanic Origin	1.81%
18+_Pop	14743
% 18+_Pop	81.34%

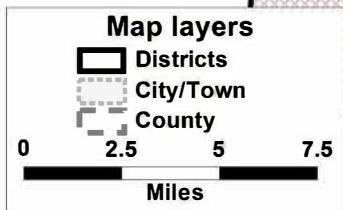
©2021 CALIPER; ©2020 HERE



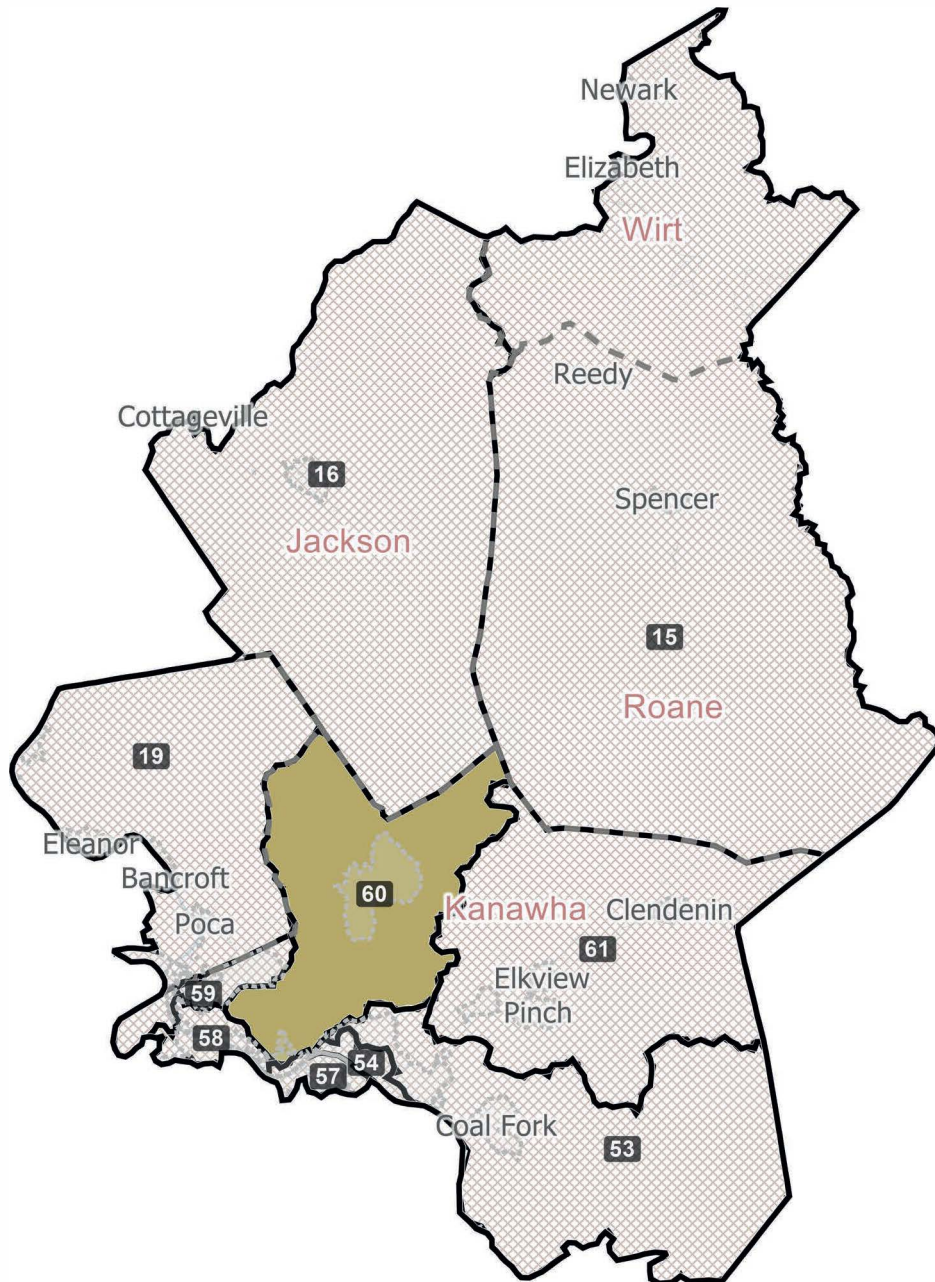
District: 59 and Vicinity



Field	Value
District	59
Population	17519
Deviation	-418
% Deviation	-2.33%
White	15204
% White	86.79%
AP_Black	1380
% AP_Black	7.88%
AP_Ind	368
% AP_Ind	2.1%
AP_Asn	204
% AP_Asn	1.16%
AP_Hwn	16
% AP_Hwn	0.09%
AP_Oth	433
% AP_Oth	2.47%
2+ Races	945
% 2+ Races	5.39%
Hispanic Origin	319
% Hispanic Origin	1.82%
18+_Pop	13846
% 18+_Pop	79.03%

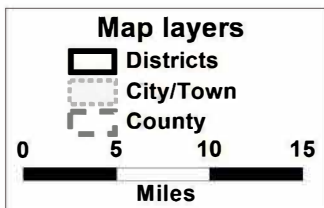


District: 60 and Vicinity

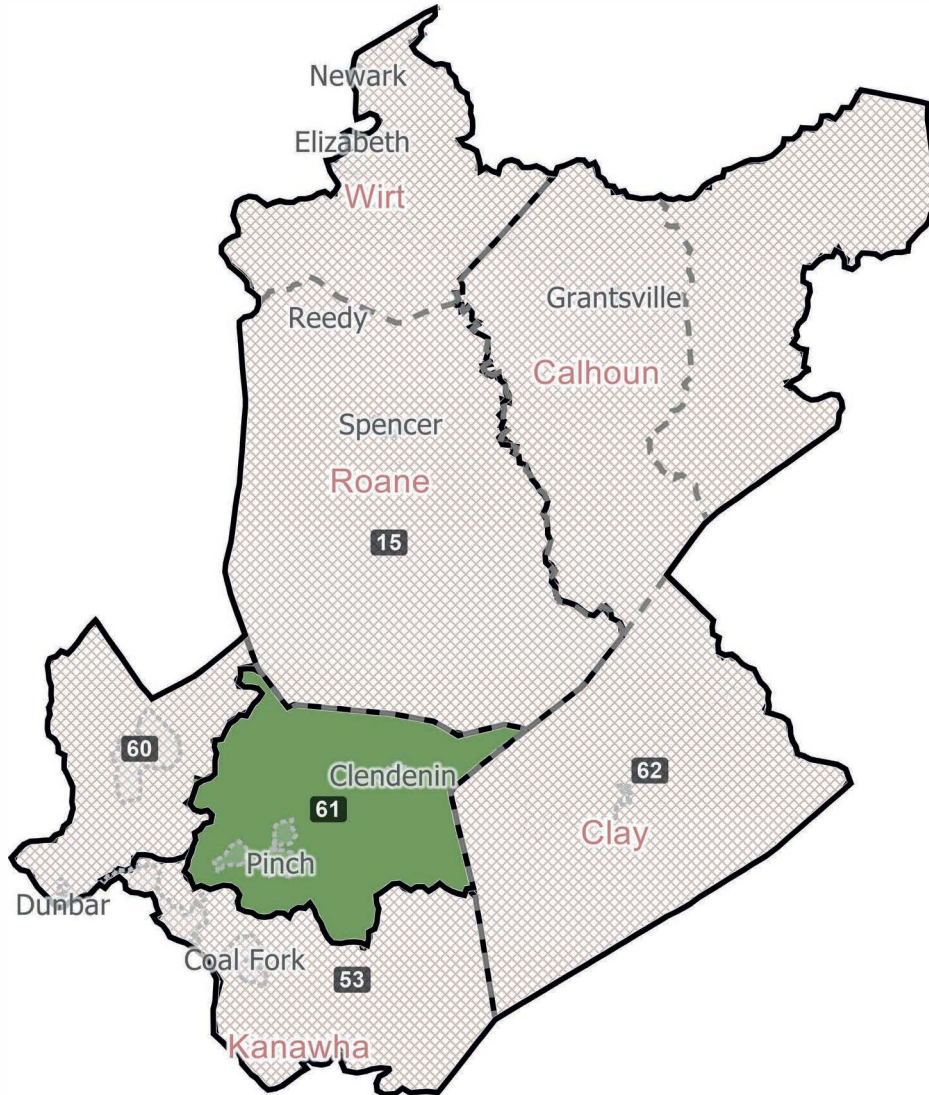


Field	Value
District	60
Population	18765
Deviation	828
% Deviation	4.62%
White	17019
% White	90.7%
AP_Blkn	974
% AP_Blkn	5.19%
AP_Ind	387
% AP_Ind	2.06%
AP_Asn	163
% AP_Asn	0.87%
AP_Hwn	11
% AP_Hwn	0.06%
AP_Oth	266
% AP_Oth	1.42%
2+ Races	774
% 2+ Races	4.12%
Hispanic Origin	202
% Hispanic Origin	1.08%
18+_Pop	14965
% 18+_Pop	79.75%

©2021 CALIPER

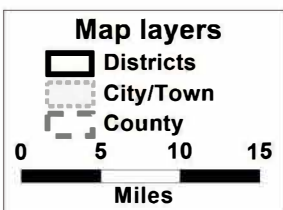


District: 61 and Vicinity

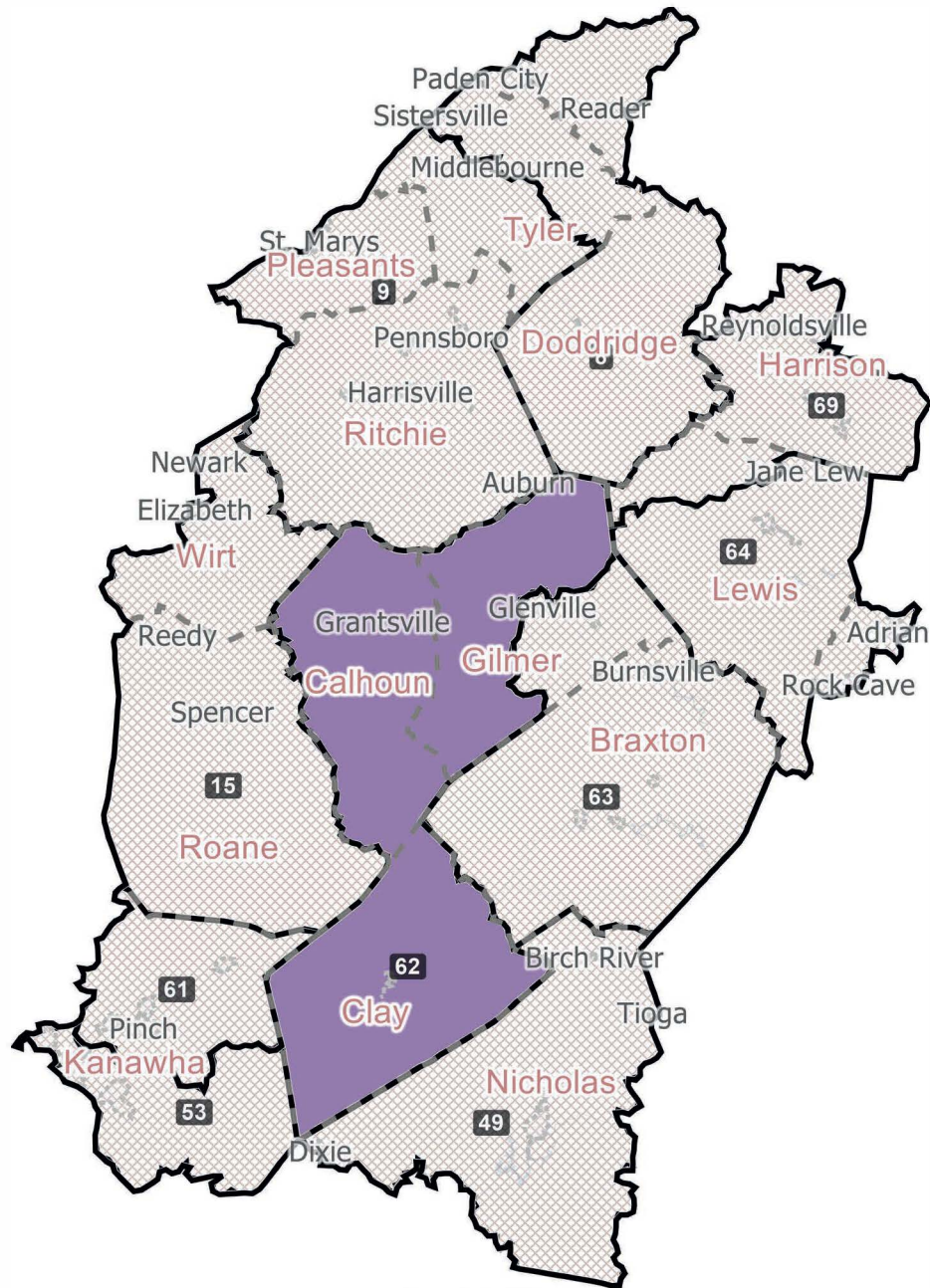


Field	Value
District	61
Population	17282
Deviation	-655
% Deviation	-3.65%
White	16534
% White	95.67%
AP_Bl	159
% AP_Bl	0.92%
AP_Ind	334
% AP_Ind	1.93%
AP_Asn	92
% AP_Asn	0.53%
AP_Hwn	12
% AP_Hwn	0.07%
AP_Oth	188
% AP_Oth	1.09%
2+ Races	557
% 2+ Races	3.22%
Hispanic Origin	137
% Hispanic Origin	0.79%
18+_Pop	13842
% 18+_Pop	80.09%

©2021 CALIPER

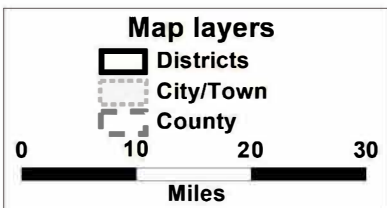


District: 62 and Vicinity

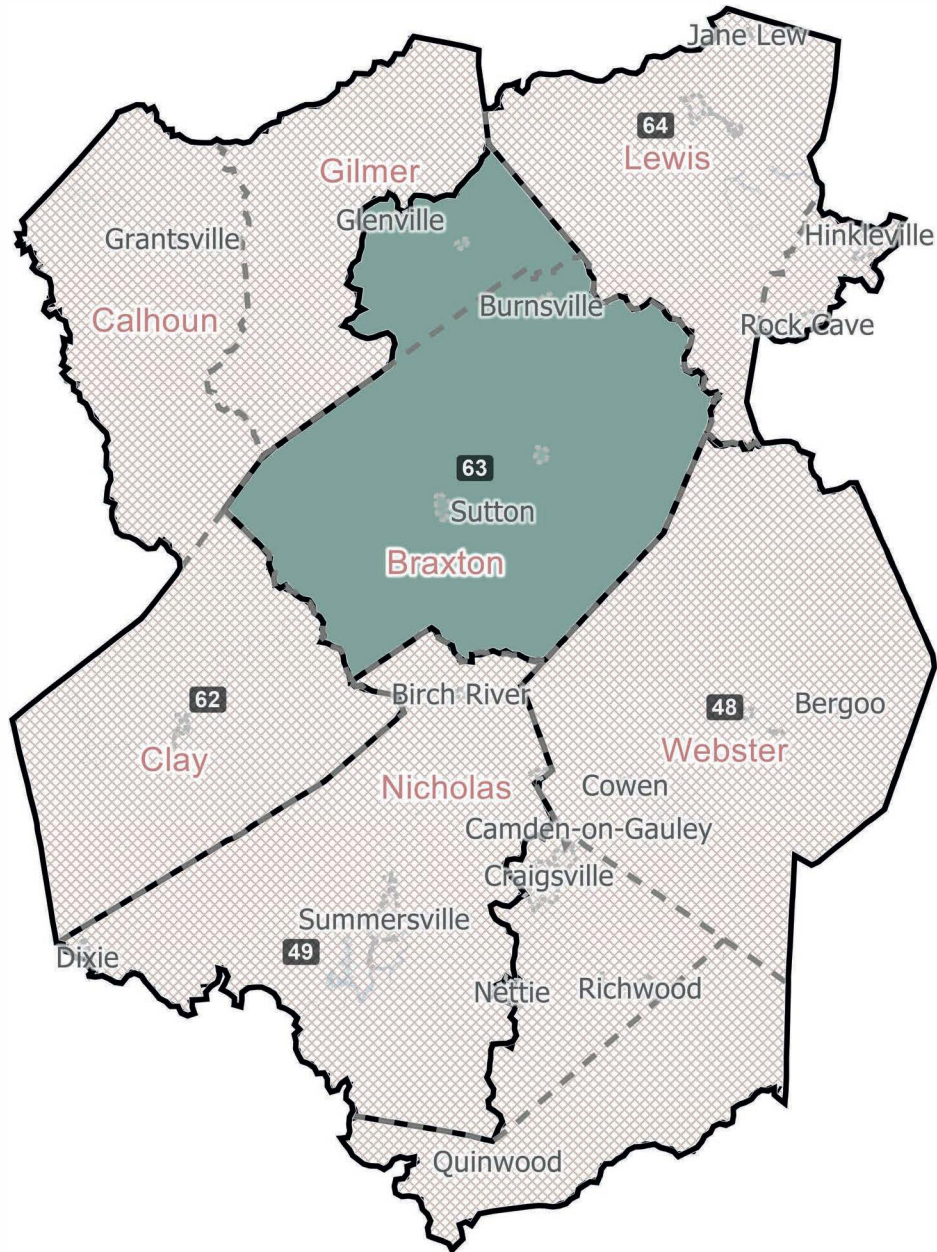


©2021 CALIPER

Field	Value
District	62
Population	17076
Deviation	-861
% Deviation	-4.8%
White	16367
% White	95.85%
AP_Blkc	88
% AP_Blkc	0.52%
AP_Ind	451
% AP_Ind	2.64%
AP_Asn	72
% AP_Asn	0.42%
AP_Hwn	27
% AP_Hwn	0.16%
AP_Oth	137
% AP_Oth	0.8%
2+ Races	592
% 2+ Races	3.47%
Hispanic Origin	124
% Hispanic Origin	0.73%
18+_Pop	13589
% 18+_Pop	79.58%

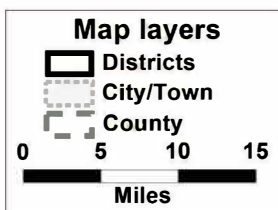


District: 63 and Vicinity

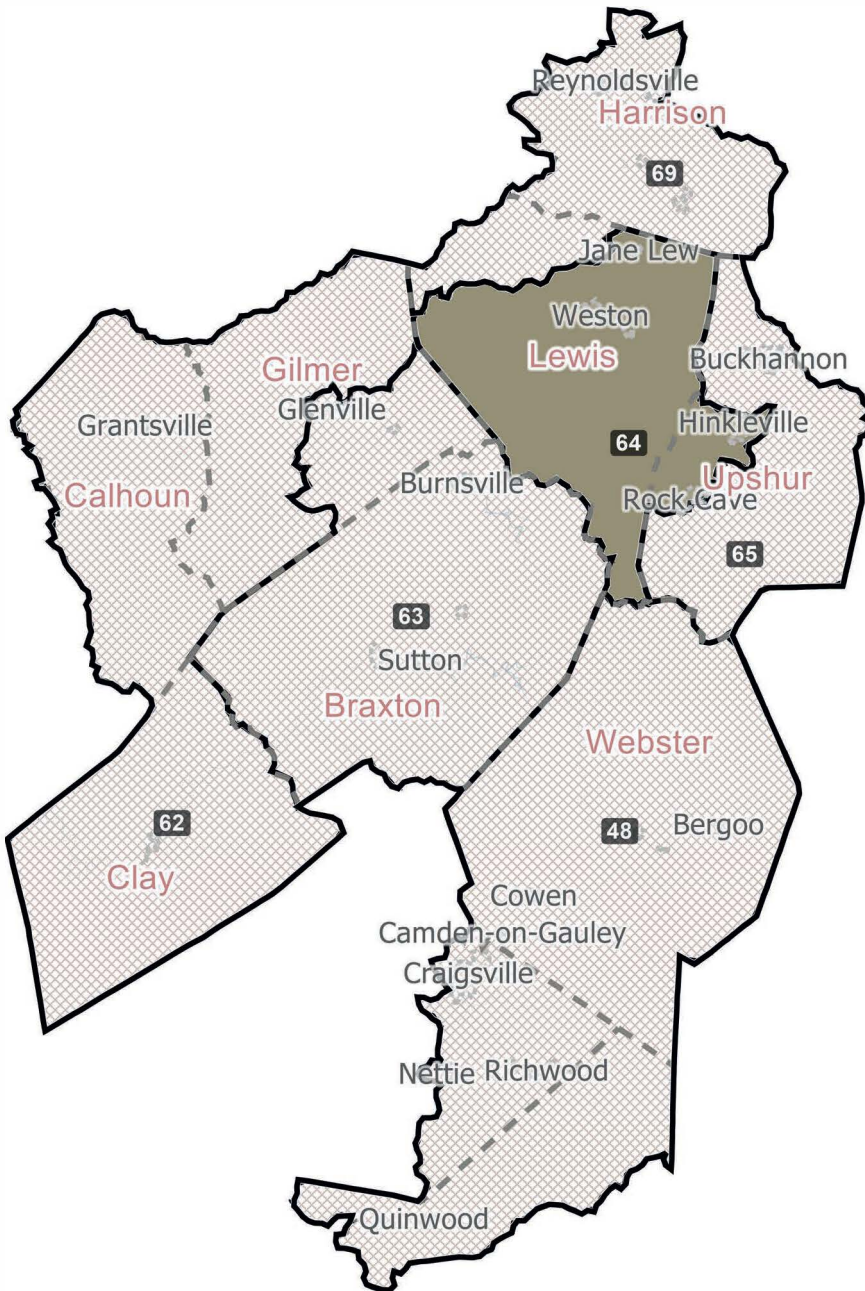


Field	Value
District	63
Population	17059
Deviation	-878
% Deviation	-4.89%
White	15503
% White	90.88%
AP_Bl	1061
% AP_Bl	6.22%
AP_Ind	270
% AP_Ind	1.58%
AP_Asn	94
% AP_Asn	0.55%
AP_Hwn	30
% AP_Hwn	0.18%
AP_Oth	159
% AP_Oth	0.93%
2+ Races	453
% 2+ Races	2.66%
Hispanic Origin	305
% Hispanic Origin	1.79%
18+_Pop	14103
% 18+_Pop	82.67%

©2021 CALIPER

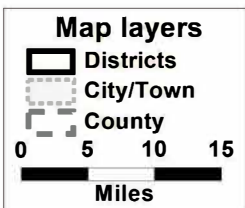


District: 64 and Vicinity

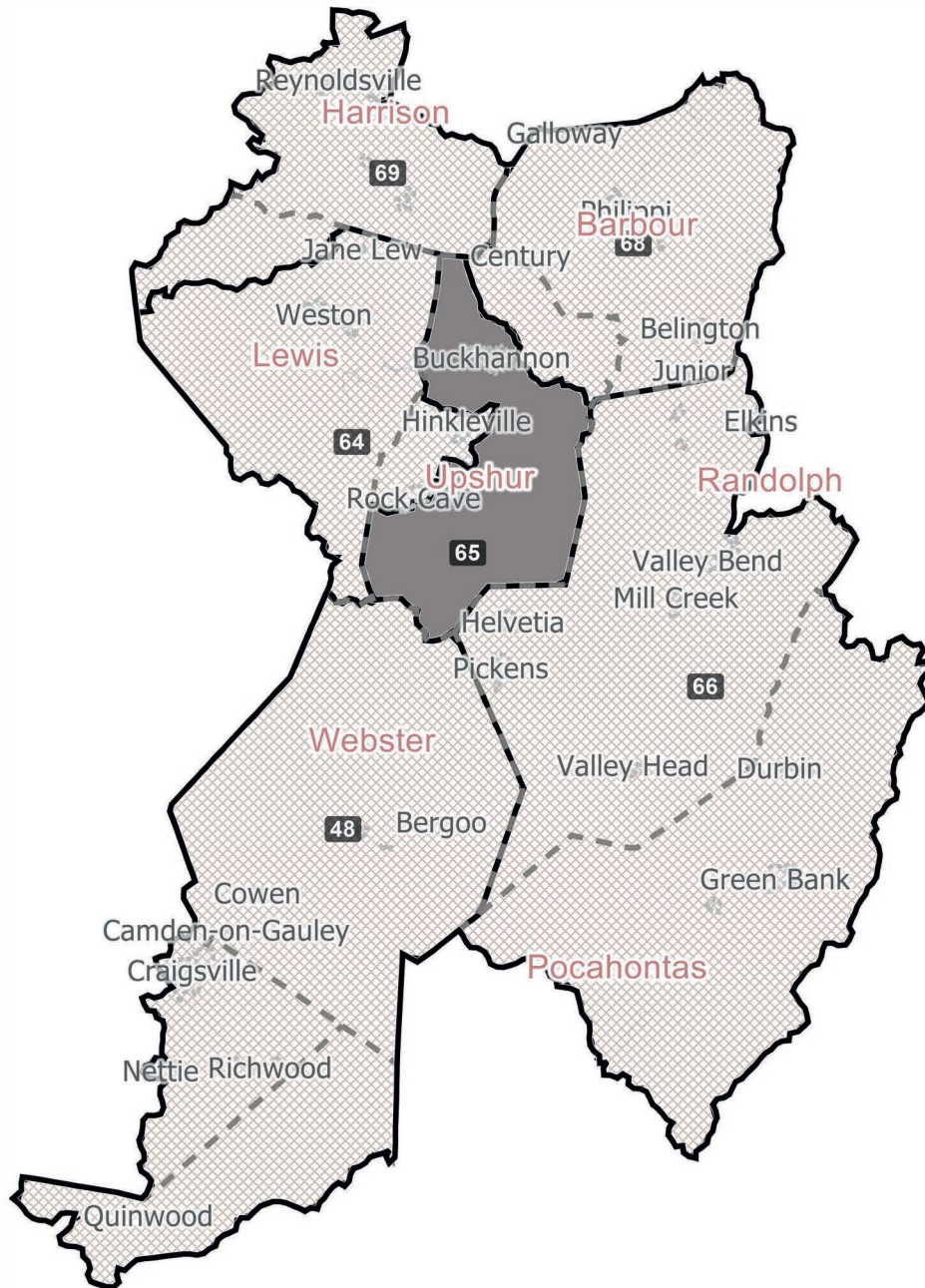


Field	Value
District	64
Population	18043
Deviation	106
% Deviation	0.59%
White	17116
% White	94.86%
AP_Bl	163
% AP_Bl	0.9%
AP_Ind	388
% AP_Ind	2.15%
AP_Asn	106
% AP_Asn	0.59%
AP_Hwn	17
% AP_Hwn	0.09%
AP_Oth	289
% AP_Oth	1.6%
2+ Races	714
% 2+ Races	3.96%
Hispanic Origin	213
% Hispanic Origin	1.18%
18+_Pop	14259
% 18+_Pop	79.03%

©2021 CALIPER

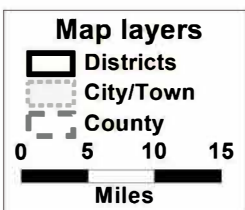


District: 65 and Vicinity

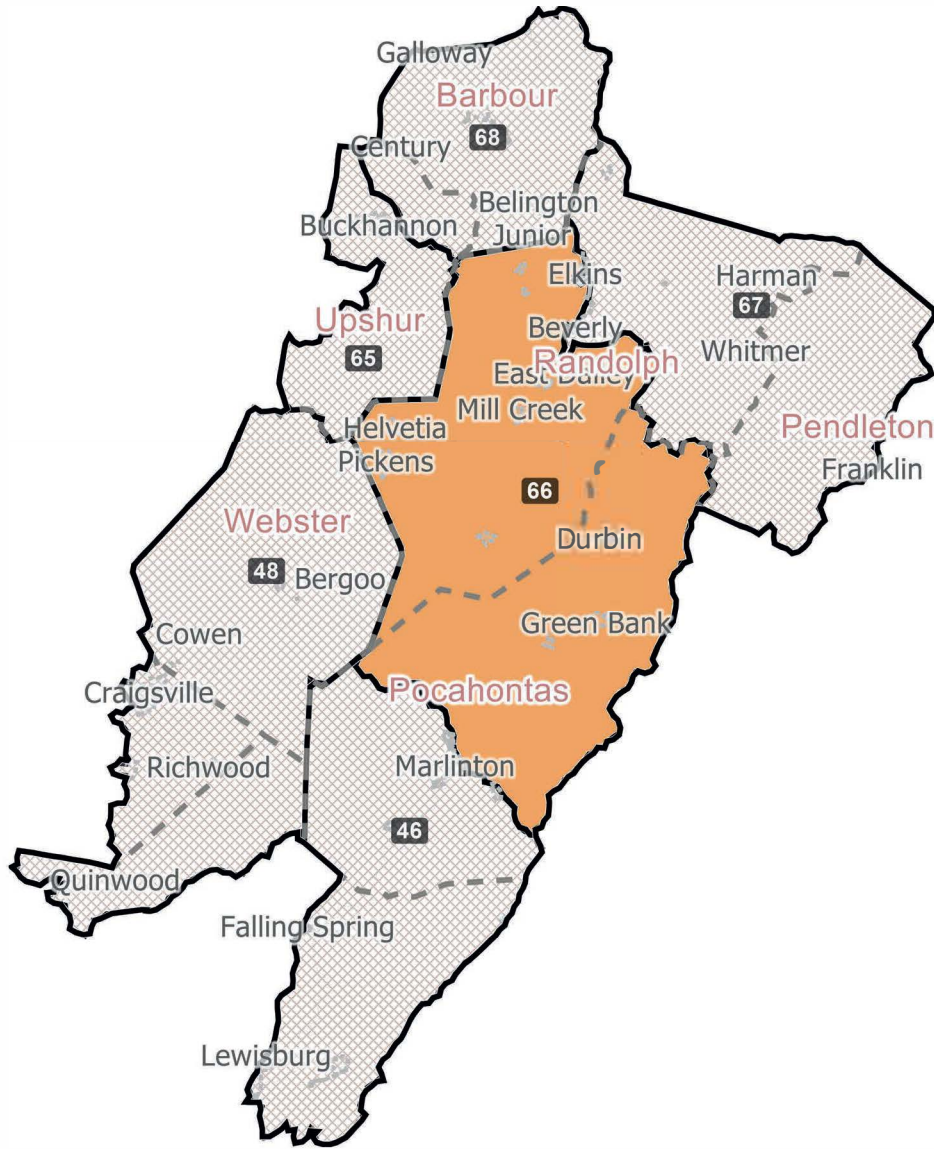


Field	Value
District	65
Population	17961
Deviation	24
% Deviation	0.13%
White	16926
% White	94.24%
AP_Blkc	325
% AP_Blkc	1.81%
AP_Ind	373
% AP_Ind	2.08%
AP_Asn	113
% AP_Asn	0.63%
AP_Hwn	18
% AP_Hwn	0.1%
AP_Oth	274
% AP_Oth	1.53%
2+ Races	644
% 2+ Races	3.59%
Hispanic Origin	250
% Hispanic Origin	1.39%
18+_Pop	14249
% 18+_Pop	79.33%

©2021 CALIPER

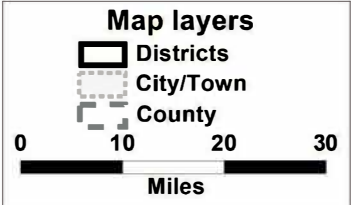


District: 66 and Vicinity

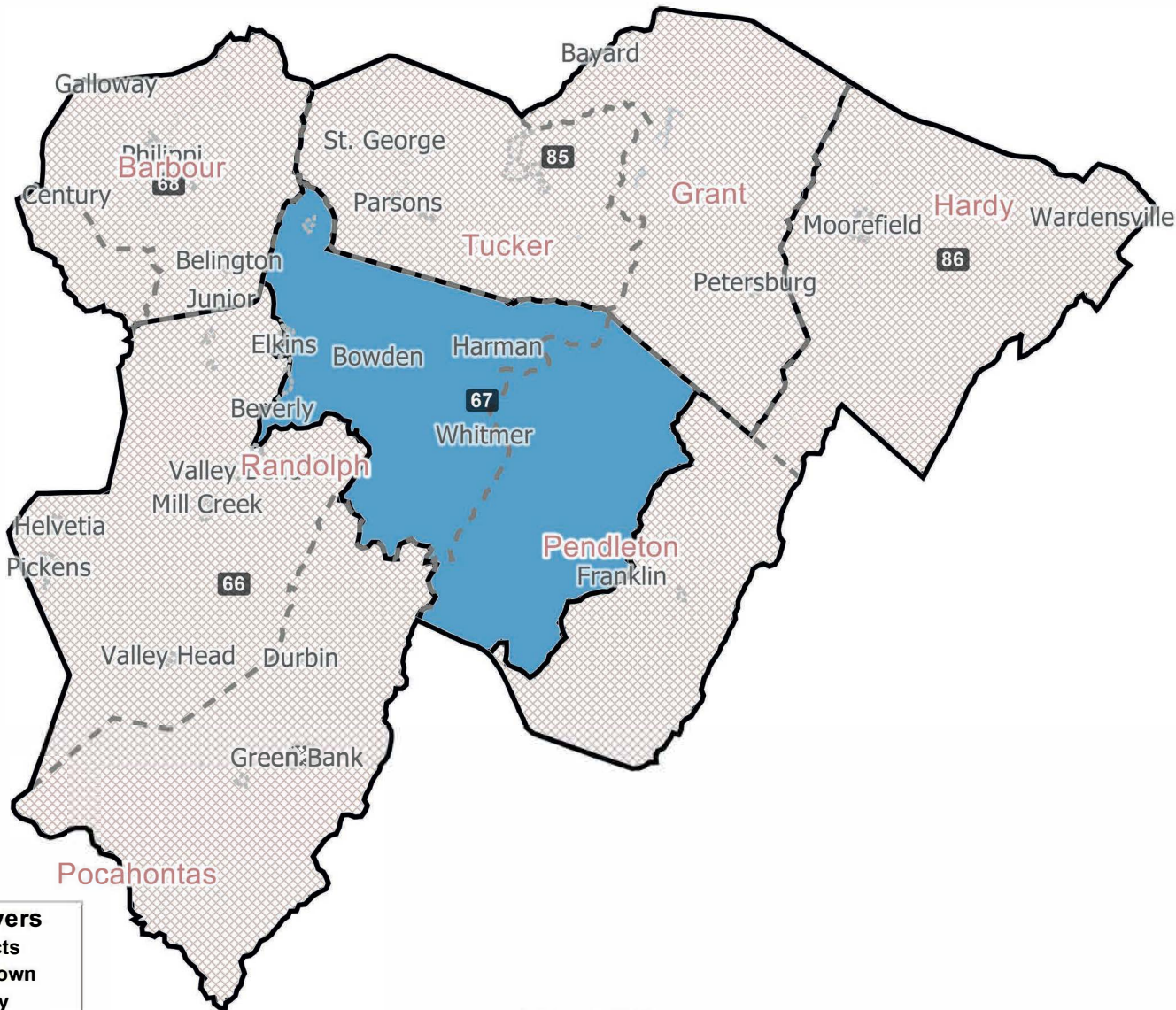


Field	Value
District	66
Population	17471
Deviation	-466
% Deviation	-2.6%
White	16419
% White	93.98%
AP_Bl	393
% AP_Bl	2.25%
AP_Ind	355
% AP_Ind	2.03%
AP_Asn	90
% AP_Asn	0.52%
AP_Hwn	12
% AP_Hwn	0.07%
AP_Oth	250
% AP_Oth	1.43%
2+ Races	582
% 2+ Races	3.33%
Hispanic Origin	183
% Hispanic Origin	1.05%
18+_Pop	14386
% 18+_Pop	82.34%

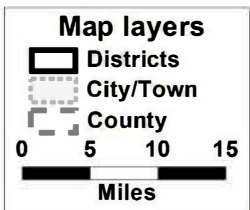
©2021 CALIPER



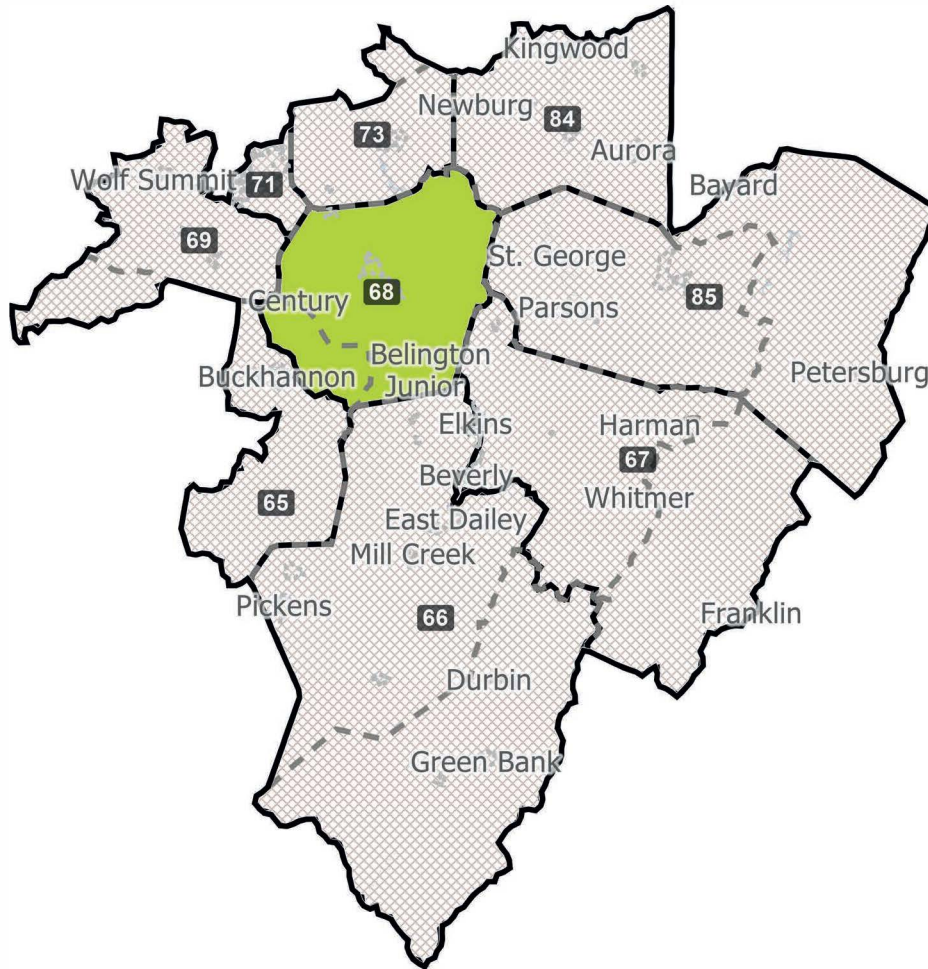
District: 67 and Vicinity



Field	Value
District	67
Population	17802
Deviation	-135
% Deviation	-0.75%
White	16733
% White	94%
AP_Bl	327
% AP_Bl	1.84%
AP_Ind	412
% AP_Ind	2.31%
AP_Asn	110
% AP_Asn	0.62%
AP_Hwn	6
% AP_Hwn	0.03%
AP_Oth	258
% AP_Oth	1.45%
2+ Races	687
% 2+ Races	3.86%
Hispanic Origin	202
% Hispanic Origin	1.13%
18+_Pop	14444
% 18+_Pop	81.14%

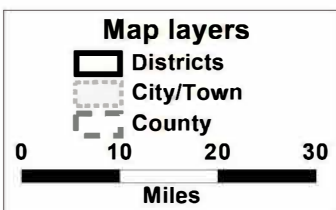


District: 68 and Vicinity

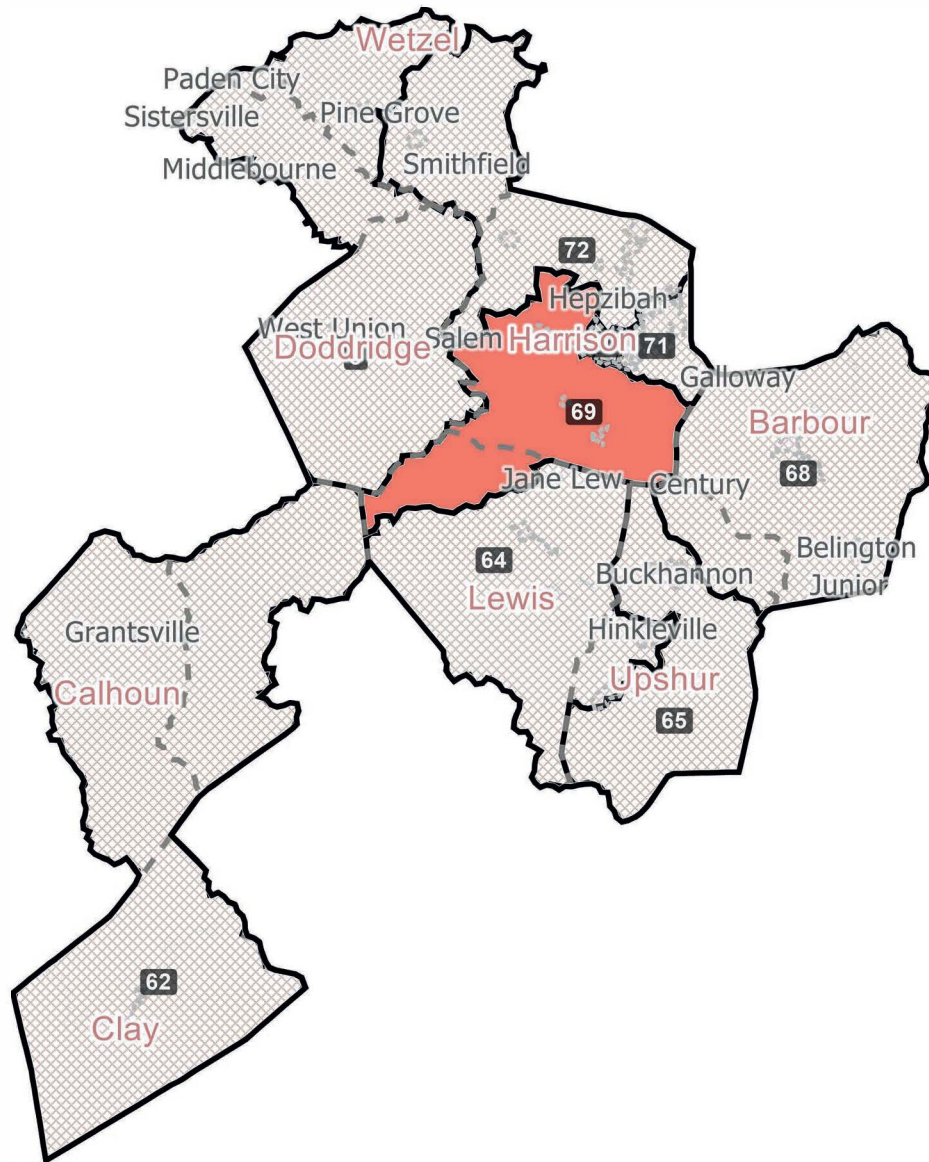


Field	Value
District	68
Population	18804
Deviation	867
% Deviation	4.83%
White	17620
% White	93.7%
AP_Bl	486
% AP_Bl	2.58%
AP_Ind	437
% AP_Ind	2.32%
AP_Asn	80
% AP_Asn	0.43%
AP_Hwn	9
% AP_Hwn	0.05%
AP_Oth	273
% AP_Oth	1.45%
2+ Races	774
% 2+ Races	4.12%
Hispanic Origin	232
% Hispanic Origin	1.23%
18+_Pop	14980
% 18+_Pop	79.66%

©2021 CALIPER

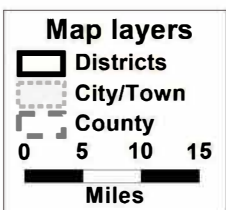


District: 69 and Vicinity

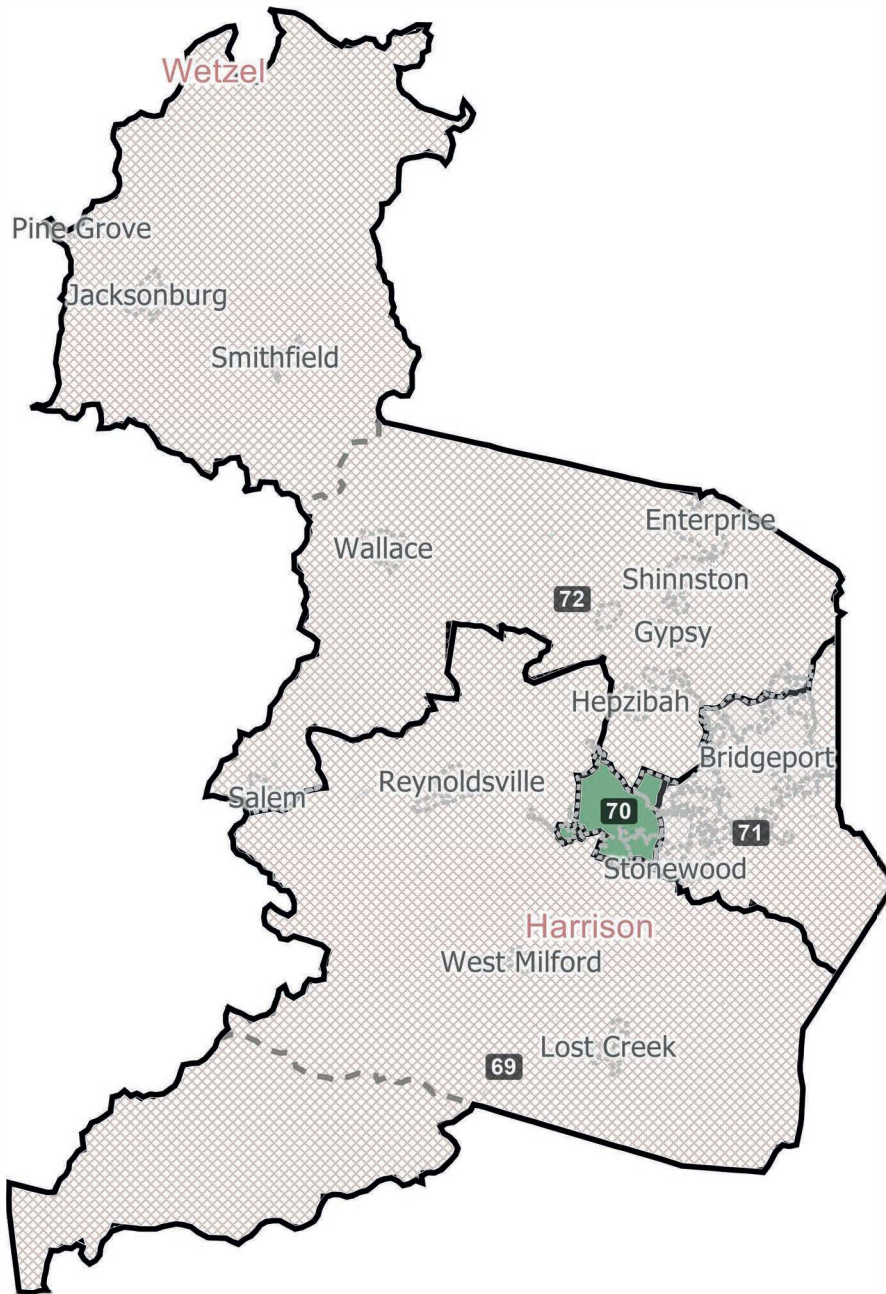


Field	Value
District	69
Population	17773
Deviation	-164
% Deviation	-0.91%
White	16829
% White	94.69%
AP_Bl	221
% AP_Bl	1.24%
AP_Ind	332
% AP_Ind	1.87%
AP_Asn	82
% AP_Asn	0.46%
AP_Hwn	14
% AP_Hwn	0.08%
AP_Oth	332
% AP_Oth	1.87%
2+ Races	691
% 2+ Races	3.89%
Hispanic Origin	248
% Hispanic Origin	1.4%
18+_Pop	14087
% 18+_Pop	79.26%

©2021 CALIPER

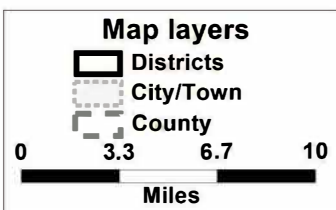


District: 70 and Vicinity

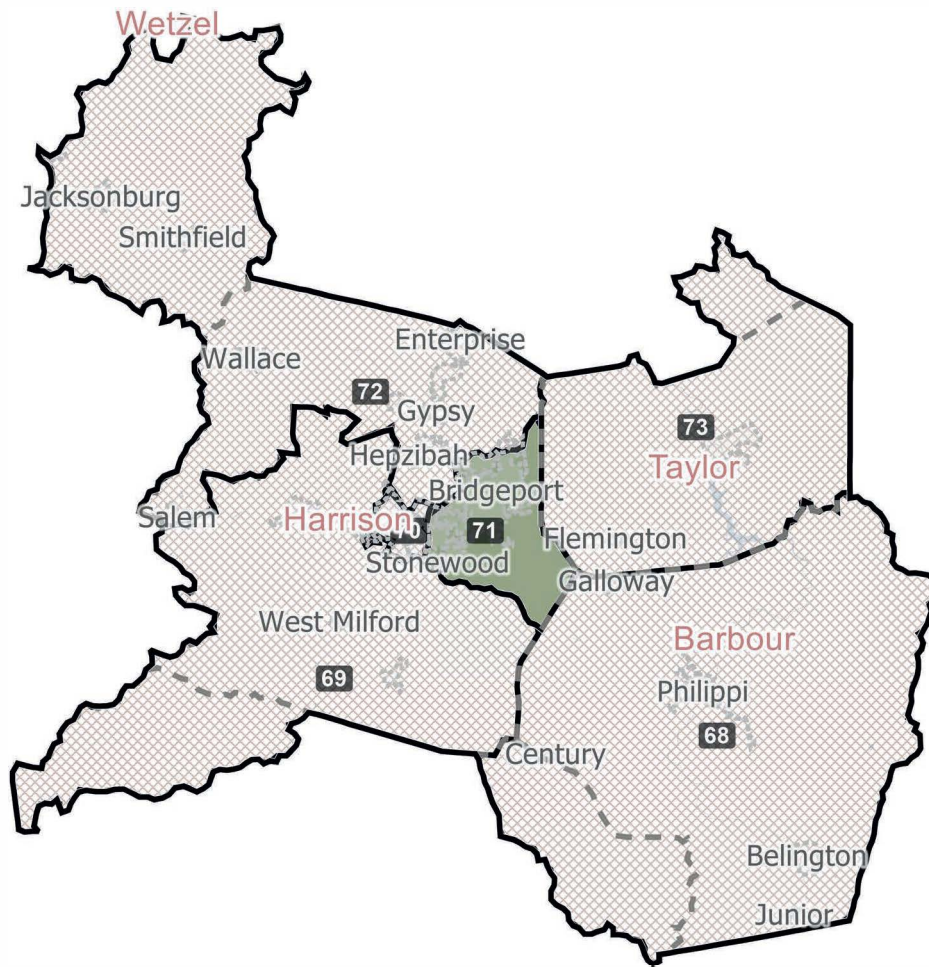


Field	Value
District	70
Population	17814
Deviation	-123
% Deviation	-0.69%
White	15727
% White	88.28%
AP_Blak	1028
% AP_Blak	5.77%
AP_Ind	402
% AP_Ind	2.26%
AP_Asn	141
% AP_Asn	0.79%
AP_Hwn	36
% AP_Hwn	0.2%
AP_Oth	564
% AP_Oth	3.17%
2+ Races	1139
% 2+ Races	6.39%
Hispanic Origin	526
% Hispanic Origin	2.95%
18+_Pop	14050
% 18+_Pop	78.87%

©2021 CALIPER

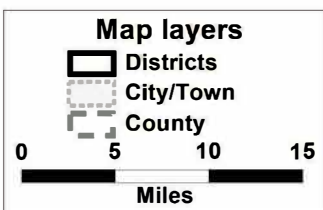


District: 71 and Vicinity

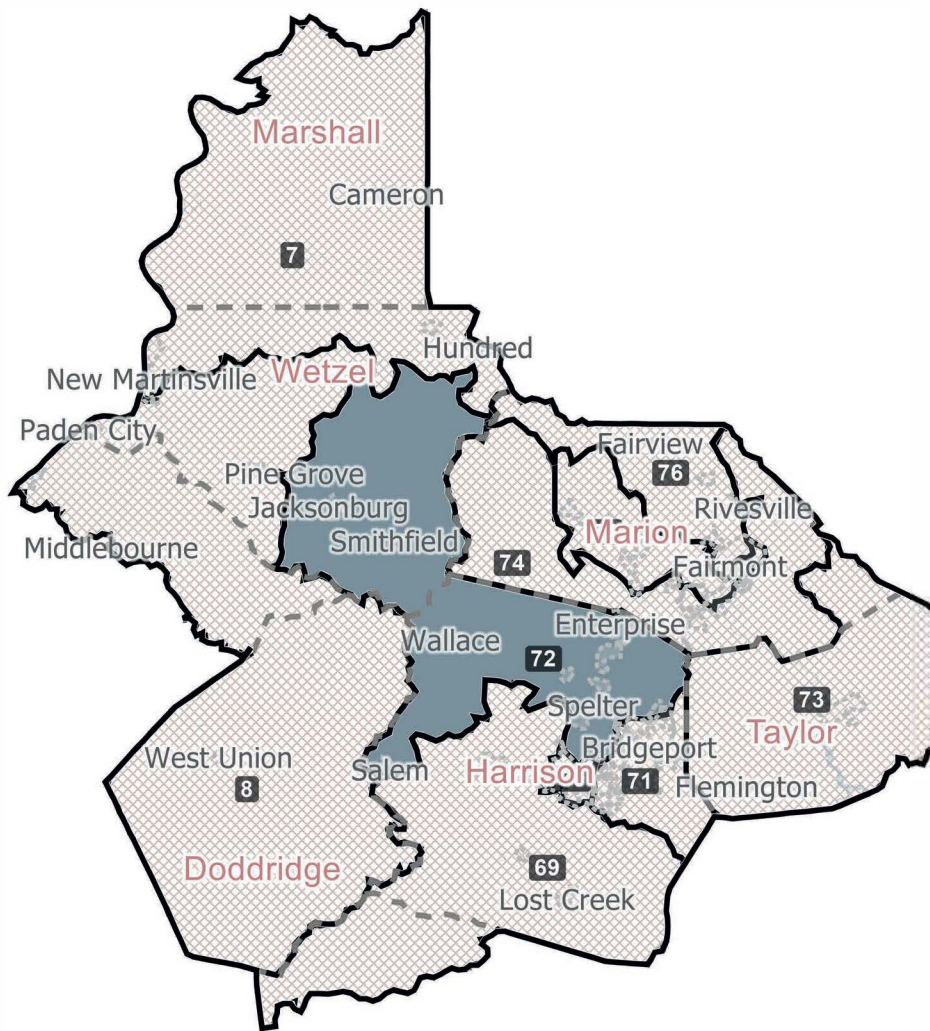


Field	Value
District	71
Population	17114
Deviation	-823
% Deviation	-4.59%
White	15456
% White	90.31%
AP_Bl	409
% AP_Bl	2.39%
AP_Ind	361
% AP_Ind	2.11%
AP_Asn	430
% AP_Asn	2.51%
AP_Hwn	17
% AP_Hwn	0.1%
AP_Oth	497
% AP_Oth	2.9%
2+ Races	974
% 2+ Races	5.69%
Hispanic Origin	417
% Hispanic Origin	2.44%
18+_Pop	13495
% 18+_Pop	78.85%

©2021 CALIPER

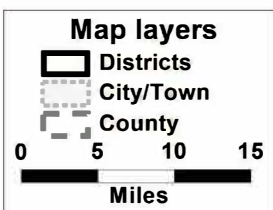


District: 72 and Vicinity

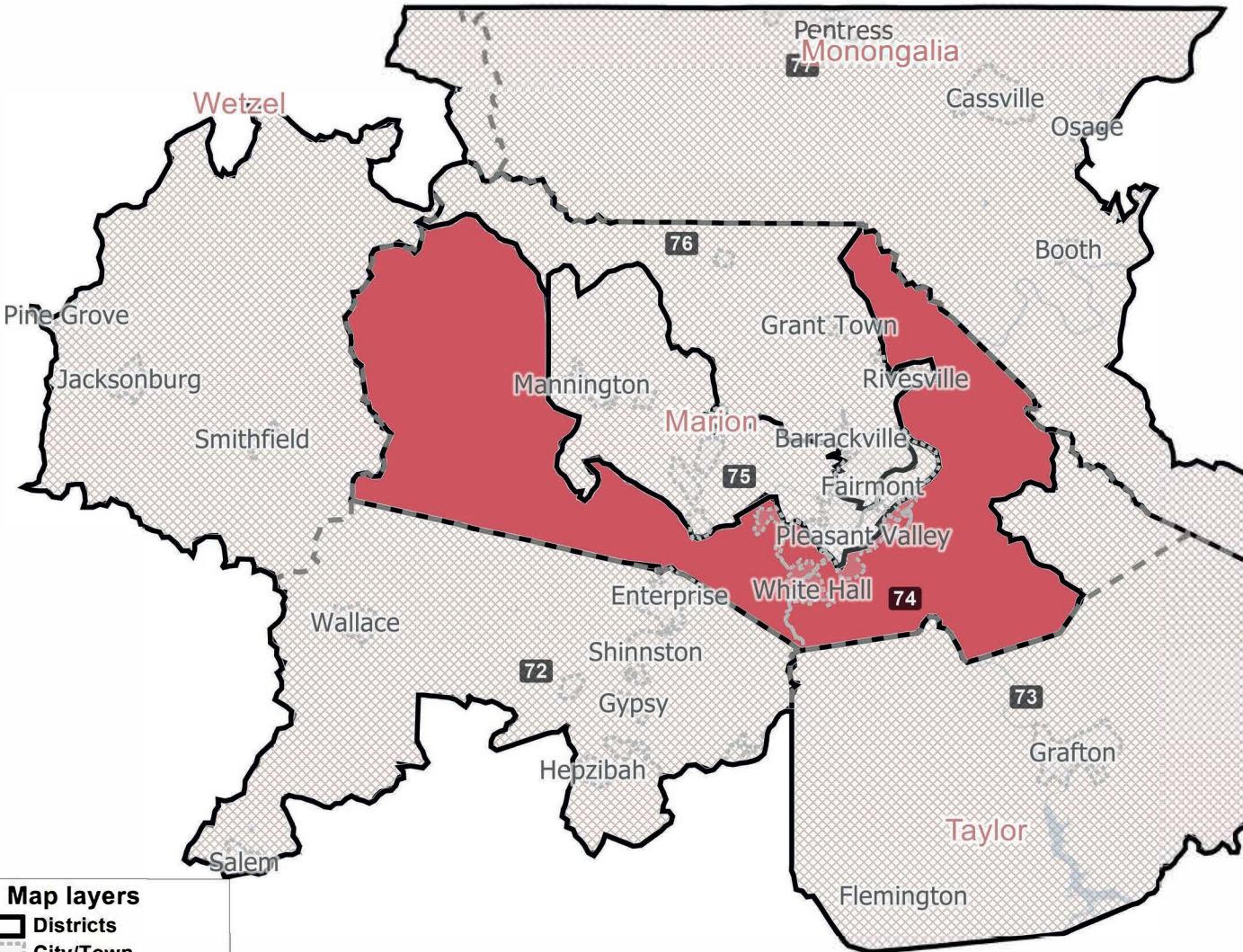


Field	Value
District	72
Population	17065
Deviation	-872
% Deviation	-4.86%
White	16005
% White	93.79%
AP_Black	304
% AP_Black	1.78%
AP_Ind	392
% AP_Ind	2.3%
AP_Asn	65
% AP_Asn	0.38%
AP_Hwn	11
% AP_Hwn	0.06%
AP_Oth	325
% AP_Oth	1.9%
2+ Races	747
% 2+ Races	4.38%
Hispanic Origin	230
% Hispanic Origin	1.35%
18+_Pop	13441
% 18+_Pop	78.76%

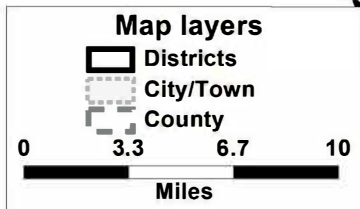
©2021 CALIPER



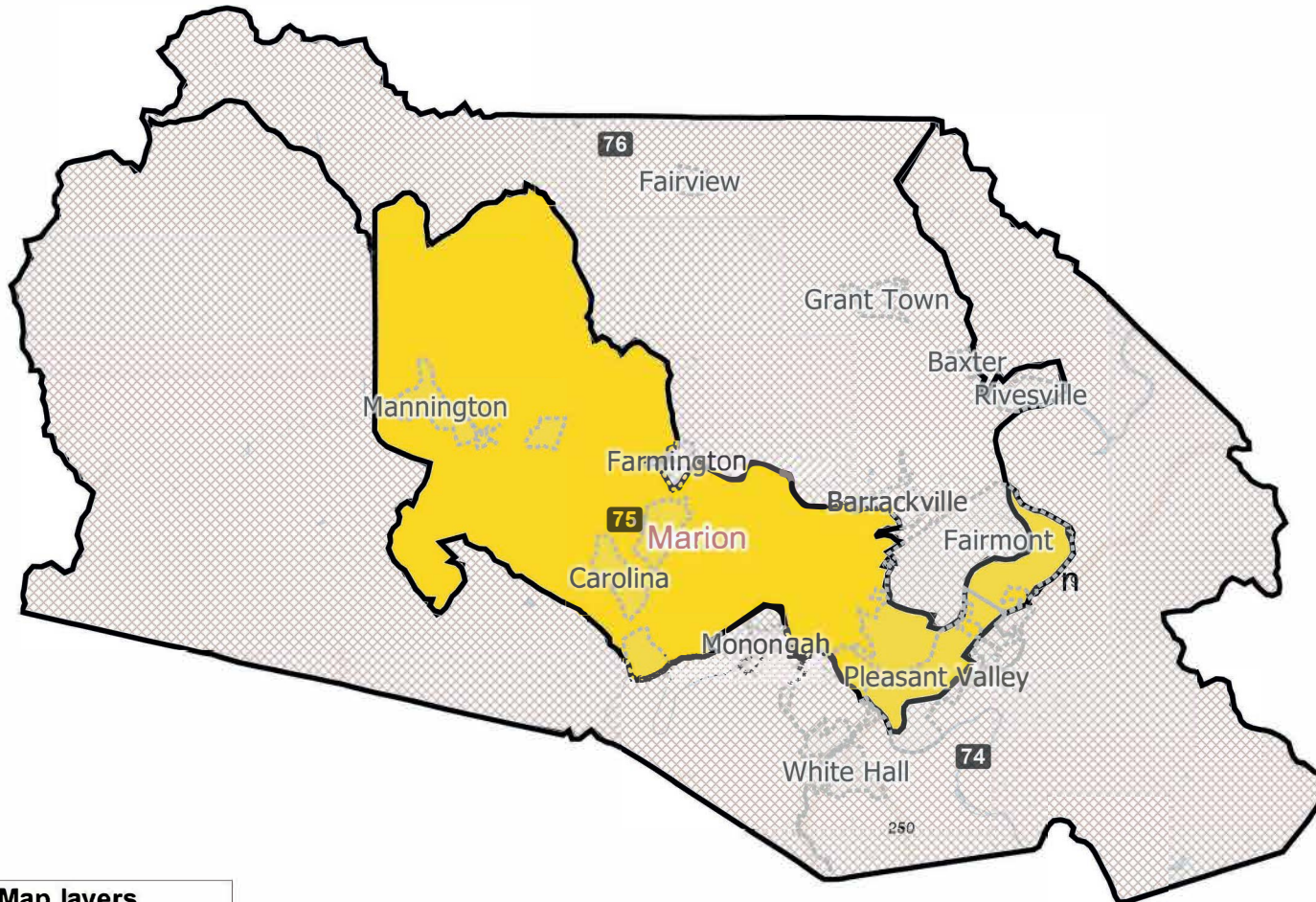
District: 74 and Vicinity



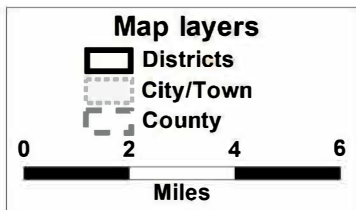
Field	Value
District	74
Population	17863
Deviation	-74
% Deviation	-0.41%
White	16545
% White	92.62%
AP_BlK	377
% AP_BlK	2.11%
AP_Ind	427
% AP_Ind	2.39%
AP_Asn	161
% AP_Asn	0.9%
AP_Hwn	13
% AP_Hwn	0.07%
AP_Oth	386
% AP_Oth	2.16%
2+ Races	928
% 2+ Races	5.2%
Hispanic Origin	250
% Hispanic Origin	1.4%
18+_Pop	14193
% 18+_Pop	79.45%



District: 75 and Vicinity



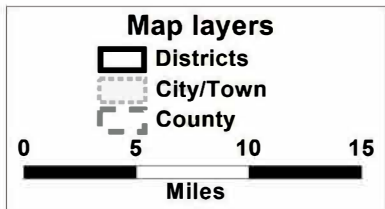
Field	Value
District	75
Population	18780
Deviation	843
% Deviation	4.7%
White	17225
% White	91.72%
AP_BlK	609
% AP_BlK	3.24%
AP_Ind	412
% AP_Ind	2.19%
AP_Asn	162
% AP_Asn	0.86%
AP_Hwn	21
% AP_Hwn	0.11%
AP_Oth	406
% AP_Oth	2.16%
2+ Races	960
% 2+ Races	5.11%
Hispanic Origin	269
% Hispanic Origin	1.43%
18+_Pop	14982
% 18+_Pop	79.78%



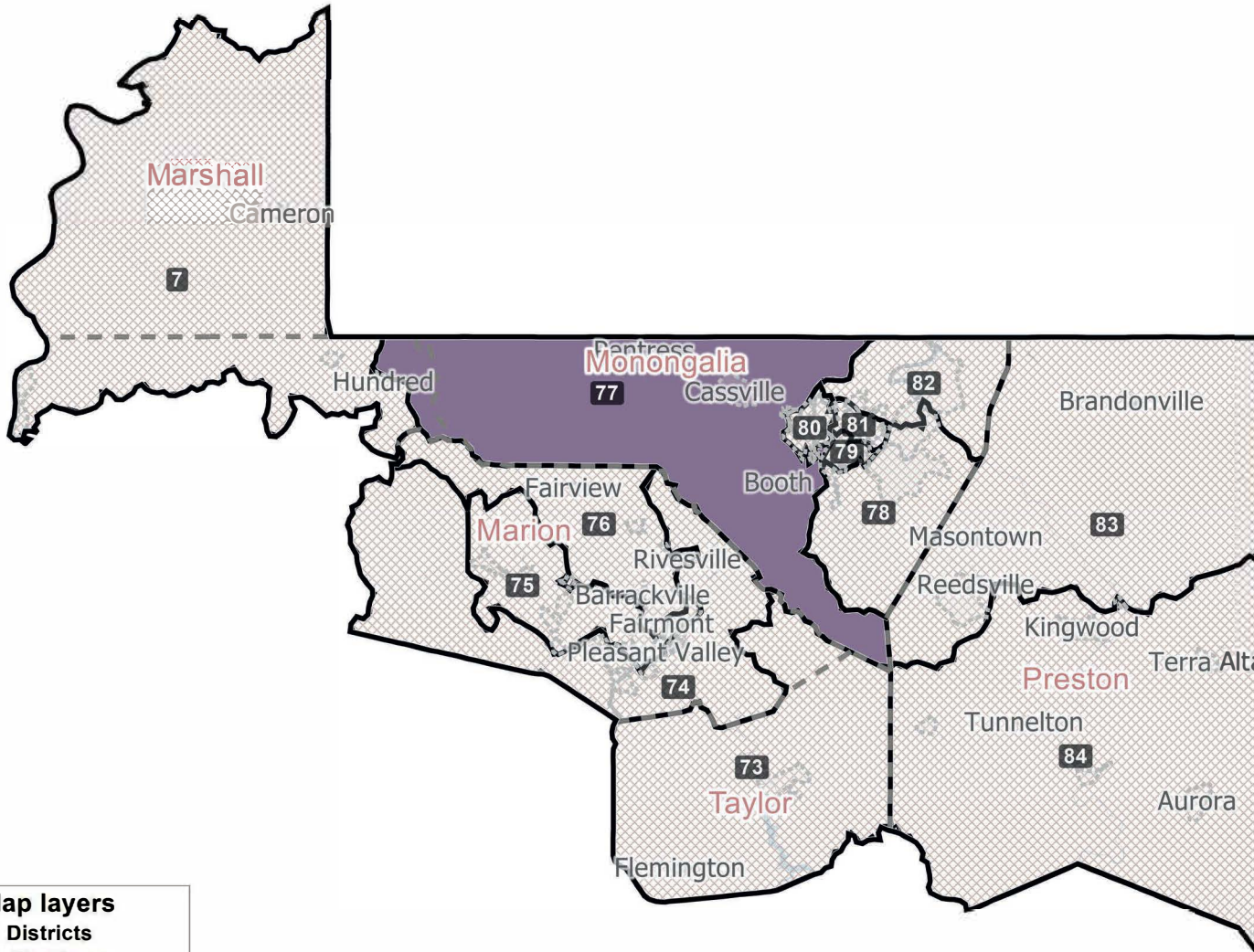
District: 76 and Vicinity



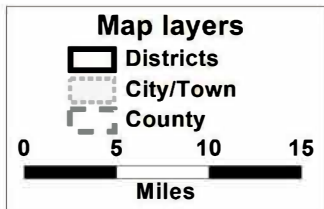
Field	Value
District	76
Population	18506
Deviation	569
% Deviation	3.17%
White	15799
% White	85.37%
AP_Bl	1711
% AP_Bl	9.25%
AP_Ind	543
% AP_Ind	2.93%
AP_Asn	153
% AP_Asn	0.83%
AP_Hwn	42
% AP_Hwn	0.23%
AP_Oth	384
% AP_Oth	2.08%
2+ Races	1197
% 2+ Races	6.47%
Hispanic Origin	349
% Hispanic Origin	1.89%
18+_Pop	14876
% 18+_Pop	80.38%



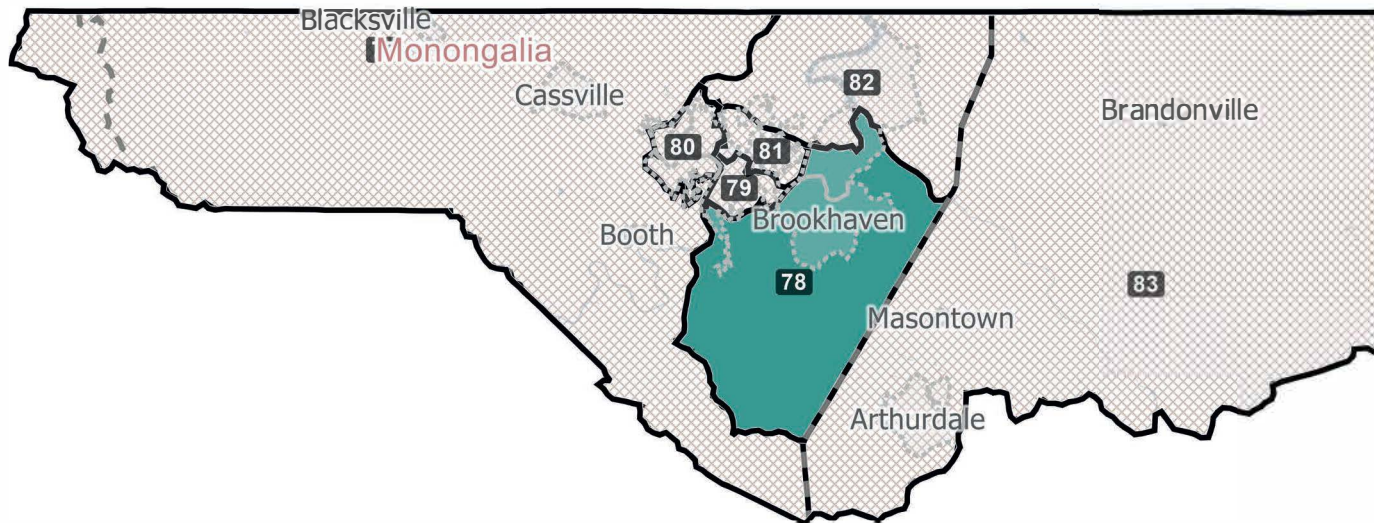
District: 77 and Vicinity



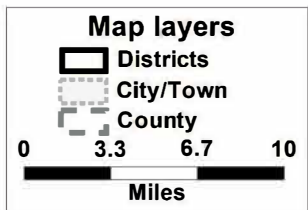
Field	Value
District	77
Population	17226
Deviation	-711
% Deviation	-3.96%
White	16003
% White	92.9%
AP_Blkc	361
% AP_Blkc	2.1%
AP_Ind	374
% AP_Ind	2.17%
AP_Asn	189
% AP_Asn	1.1%
AP_Hwn	12
% AP_Hwn	0.07%
AP_Oth	333
% AP_Oth	1.93%
2+ Races	841
% 2+ Races	4.88%
Hispanic Origin	216
% Hispanic Origin	1.25%
18+_Pop	13675
% 18+_Pop	79.39%



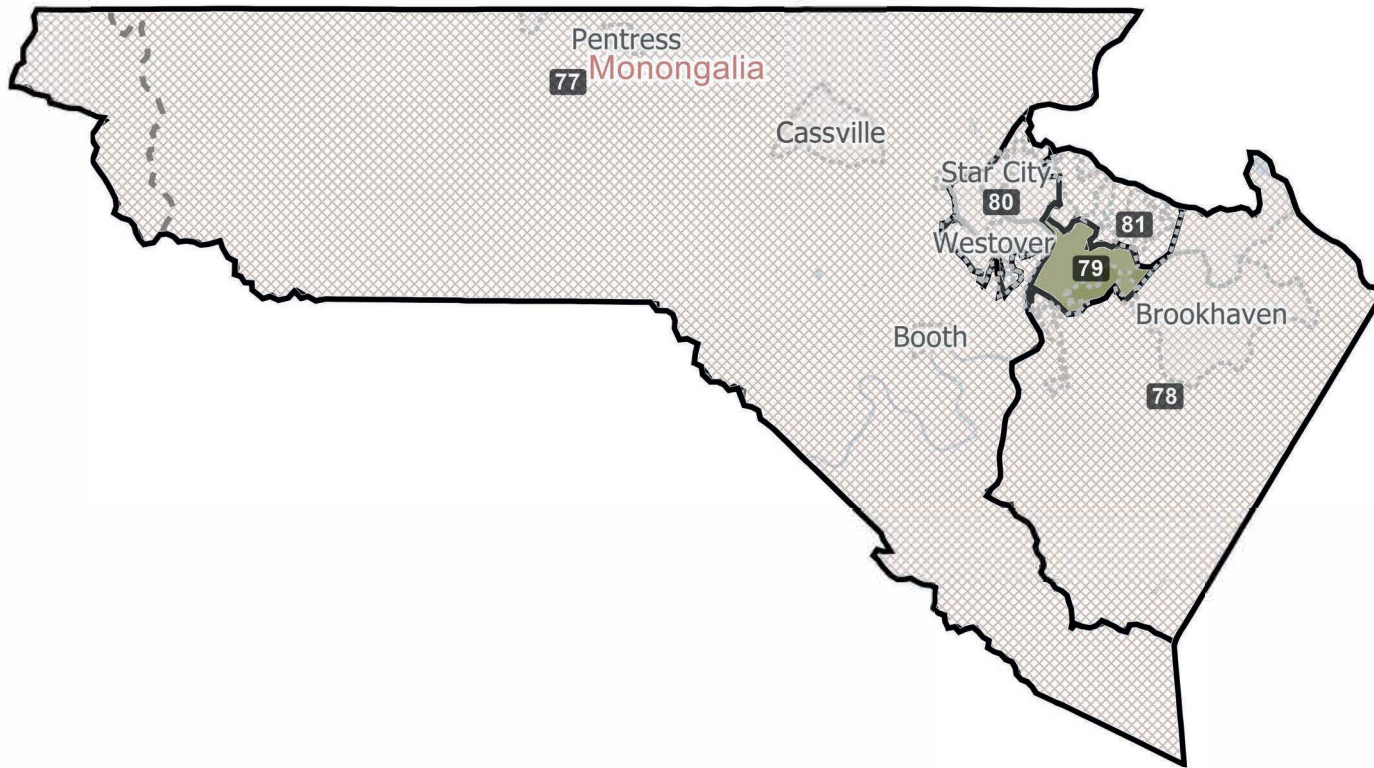
District: 78 and Vicinity



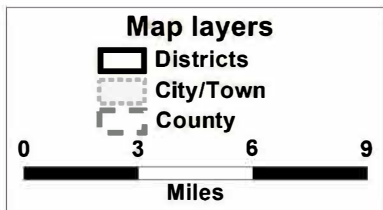
Field	Value
District	78
Population	18617
Deviation	680
% Deviation	3.79%
White	16659
% White	89.48%
AP_Bl	830
% AP_Bl	4.46%
AP_Ind	321
% AP_Ind	1.72%
AP_Asn	374
% AP_Asn	2.01%
AP_Hwn	28
% AP_Hwn	0.15%
AP_Oth	487
% AP_Oth	2.62%
2+ Races	967
% 2+ Races	5.19%
Hispanic Origin	446
% Hispanic Origin	2.4%
18+_Pop	14358
% 18+_Pop	77.12%



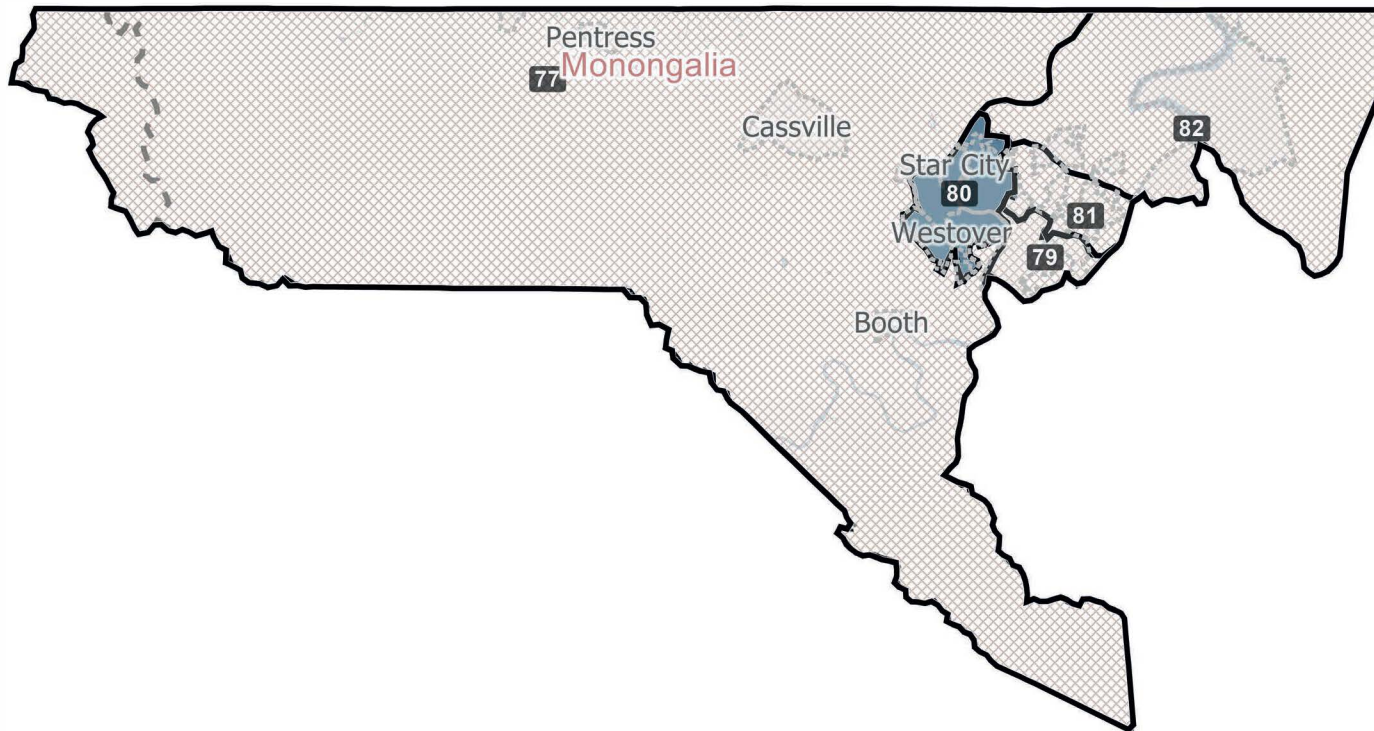
District: 79 and Vicinity



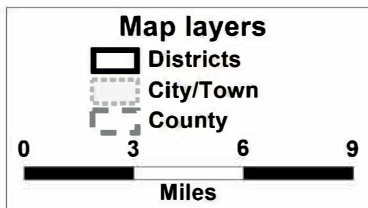
Field	Value
District	79
Population	17075
Deviation	-862
% Deviation	-4.81%
White	14211
% White	83.23%
AP_BlK	1271
% AP_BlK	7.44%
AP_Ind	360
% AP_Ind	2.11%
AP_Asn	672
% AP_Asn	3.94%
AP_Hwn	31
% AP_Hwn	0.18%
AP_Oth	651
% AP_Oth	3.81%
2+ Races	1271
% 2+ Races	7.44%
Hispanic Origin	719
% Hispanic Origin	4.21%
18+_Pop	15106
% 18+_Pop	88.47%



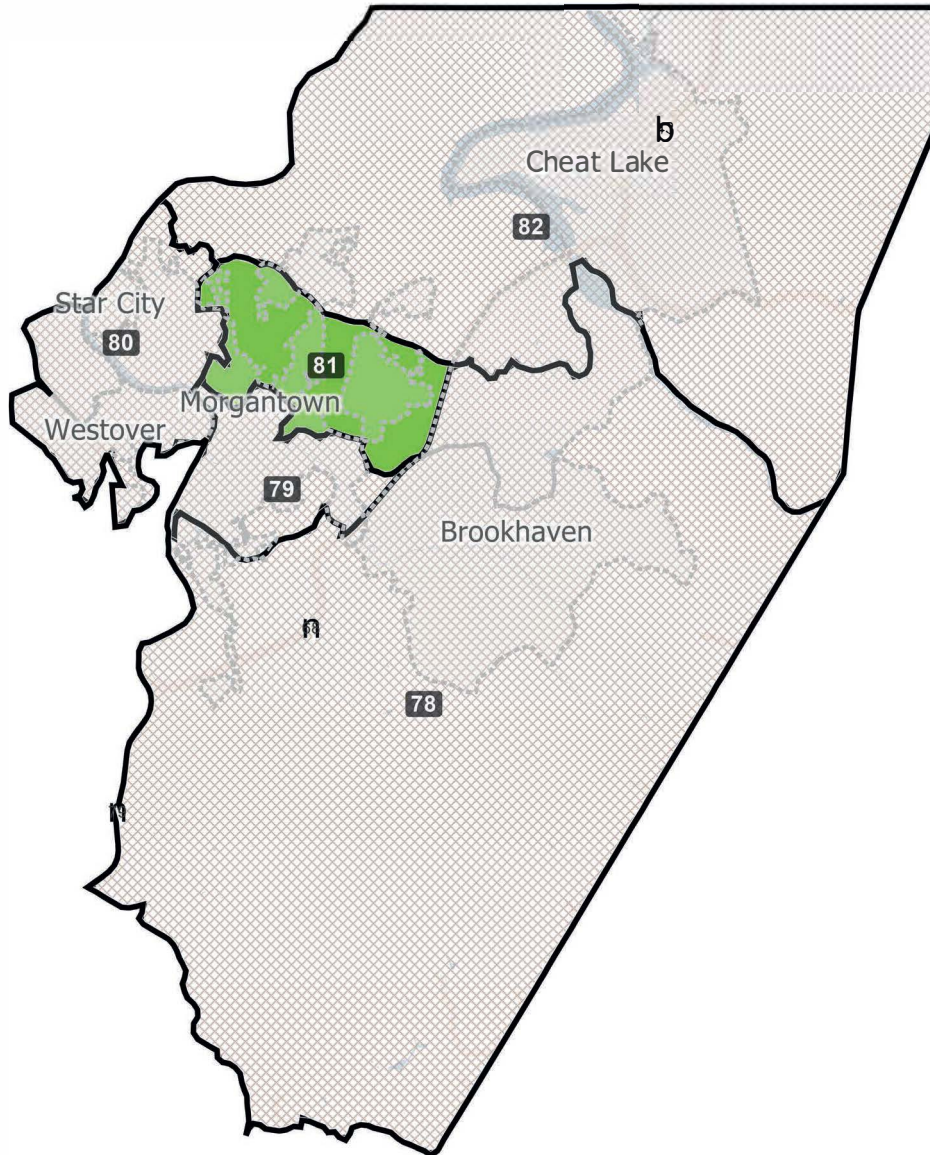
District: 80 and Vicinity



Field	Value
District	80
Population	17185
Deviation	-752
% Deviation	-4.19%
White	14012
% White	81.54%
AP_Bl	1251
% AP_Bl	7.28%
AP_Ind	350
% AP_Ind	2.04%
AP_Asn	1041
% AP_Asn	6.06%
AP_Hwn	48
% AP_Hwn	0.28%
AP_Oth	582
% AP_Oth	3.39%
2+ Races	1138
% 2+ Races	6.62%
Hispanic Origin	562
% Hispanic Origin	3.27%
18+_Pop	15047
% 18+_Pop	87.56%

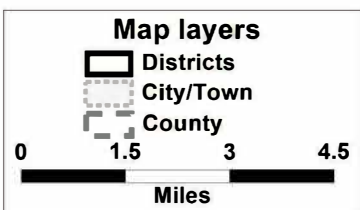


District: 81 and Vicinity



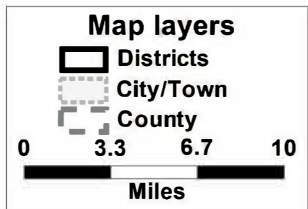
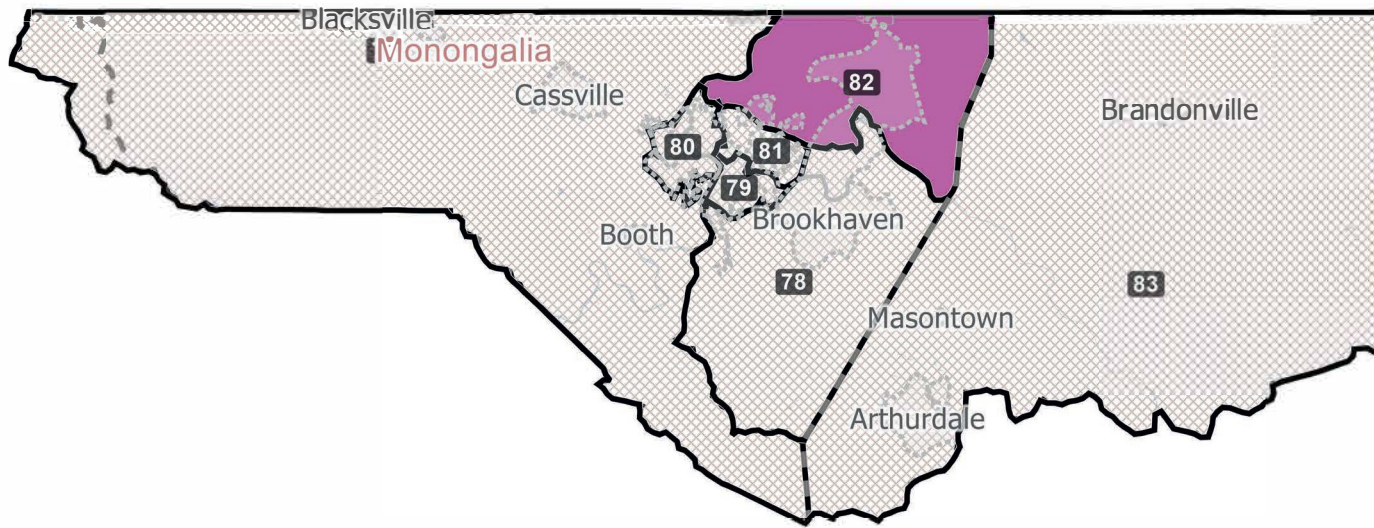
Field	Value
District	81
Population	17170
Deviation	-767
% Deviation	-4.28%
White	13437
% White	78.26%
AP_Blkc	1262
% AP_Blkc	7.35%
AP_Ind	270
% AP_Ind	1.57%
AP_Asn	1625
% AP_Asn	9.46%
AP_Hwn	36
% AP_Hwn	0.21%
AP_Oth	654
% AP_Oth	3.81%
2+ Races	1140
% 2+ Races	6.64%
Hispanic Origin	784
% Hispanic Origin	4.57%
18+_Pop	15358
% 18+_Pop	89.45%

©2021 CALIPER; ©2020 HERE

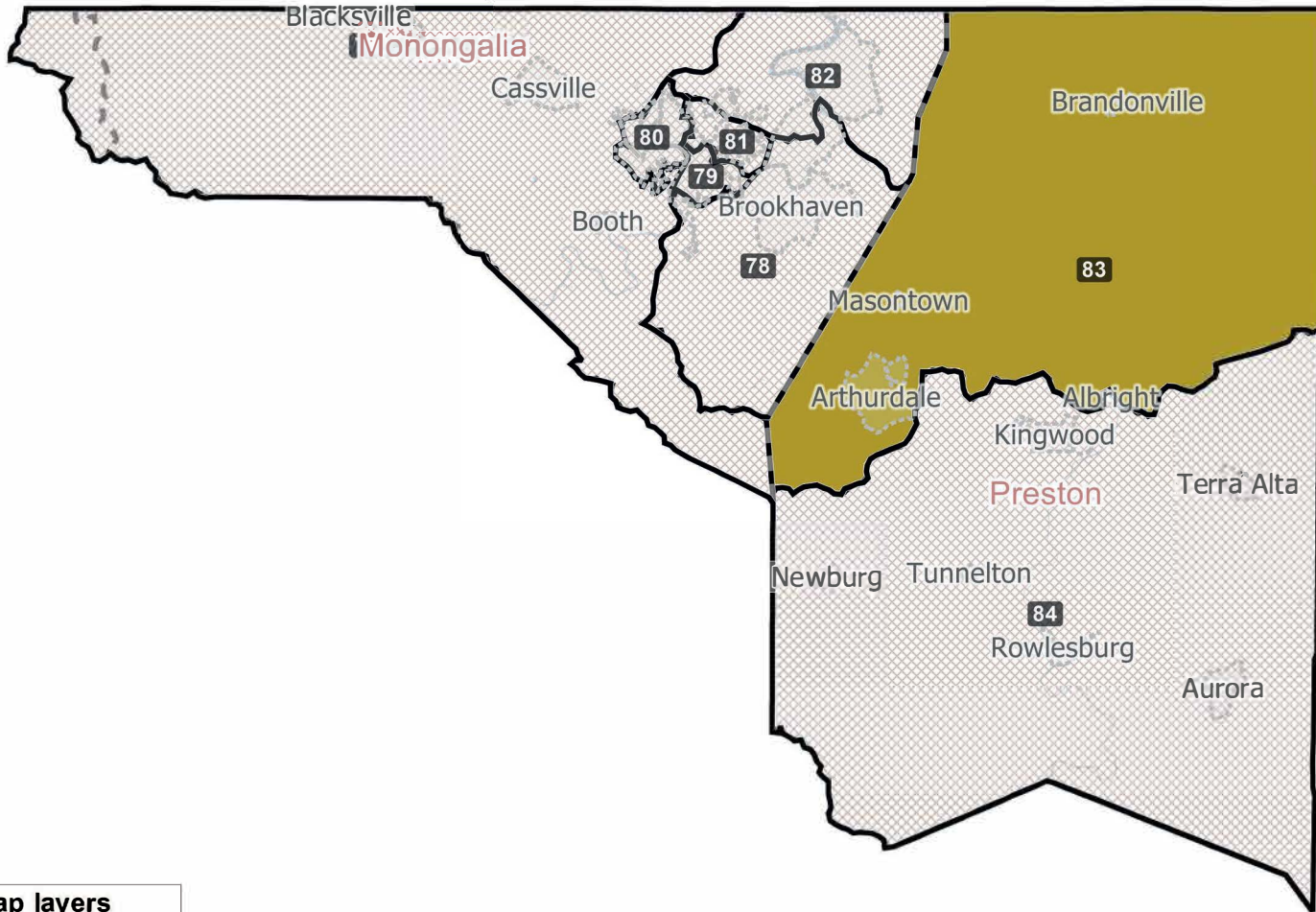


District: 82 and Vicinity

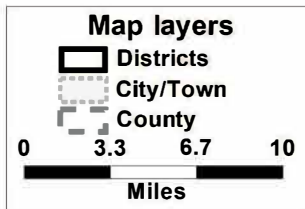
Field	Value
District	82
Population	18796
Deviation	859
% Deviation	4.79%
White	15927
% White	84.74%
AP_Bl	1006
% AP_Bl	5.35%
AP_Ind	390
% AP_Ind	2.07%
AP_Asn	934
% AP_Asn	4.97%
AP_Hwn	23
% AP_Hwn	0.12%
AP_Oth	605
% AP_Oth	3.22%
2+ Races	1134
% 2+ Races	6.03%
Hispanic Origin	581
% Hispanic Origin	3.09%
18+_Pop	14735
% 18+_Pop	78.39%



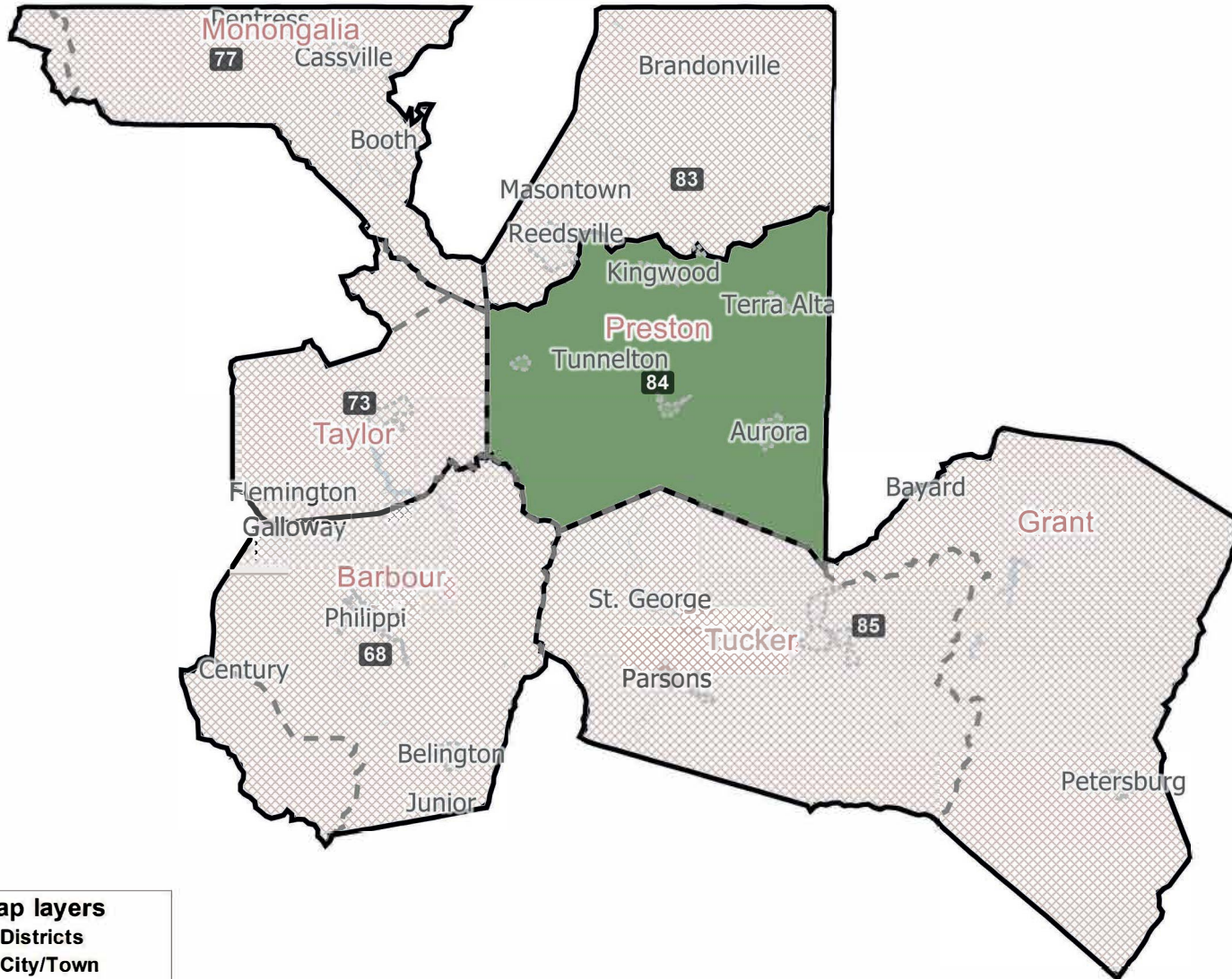
District: 83 and Vicinity



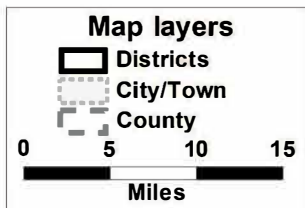
Field	Value
District	83
Population	17126
Deviation	-811
% Deviation	-4.52%
White	14507
% White	84.71%
AP_BlK	2055
% AP_BlK	12%
AP_Ind	322
% AP_Ind	1.88%
AP_Asn	58
% AP_Asn	0.34%
AP_Hwn	12
% AP_Hwn	0.07%
AP_Oth	193
% AP_Oth	1.13%
2+ Races	516
% 2+ Races	3.01%
Hispanic Origin	545
% Hispanic Origin	3.18%
18+_Pop	14213
% 18+_Pop	82.99%



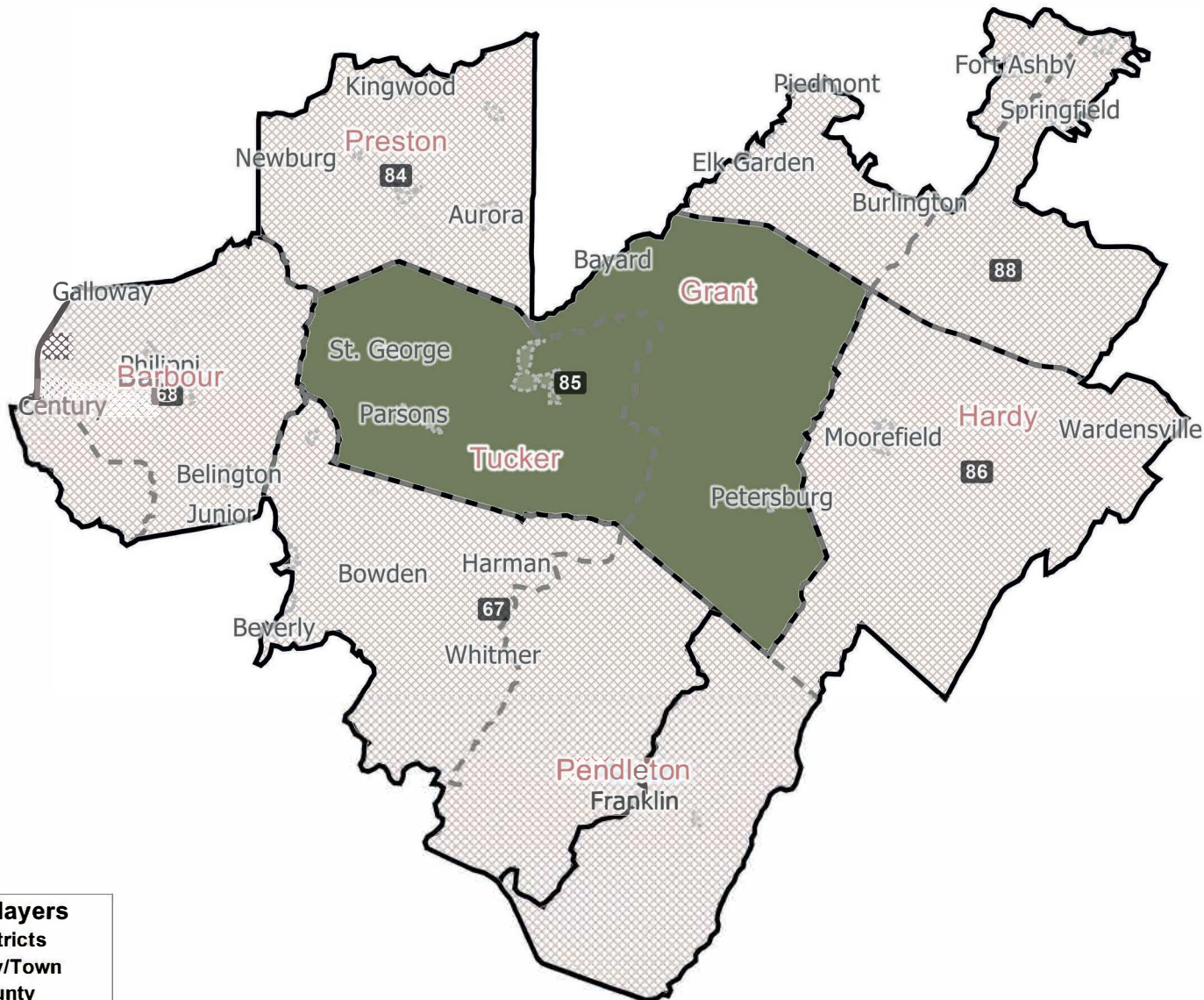
District: 84 and Vicinity



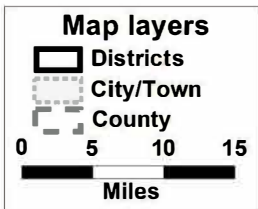
Field	Value
District	84
Population	17090
Deviation	-847
% Deviation	-4.72%
White	16325
% White	95.52%
AP_BlK	161
% AP_BlK	0.94%
AP_Ind	355
% AP_Ind	2.08%
AP_Asn	48
% AP_Asn	0.28%
AP_Hwn	7
% AP_Hwn	0.04%
AP_Oth	224
% AP_Oth	1.31%
2+ Races	618
% 2+ Races	3.62%
Hispanic Origin	150
% Hispanic Origin	0.88%
18+_Pop	13565
% 18+_Pop	79.37%



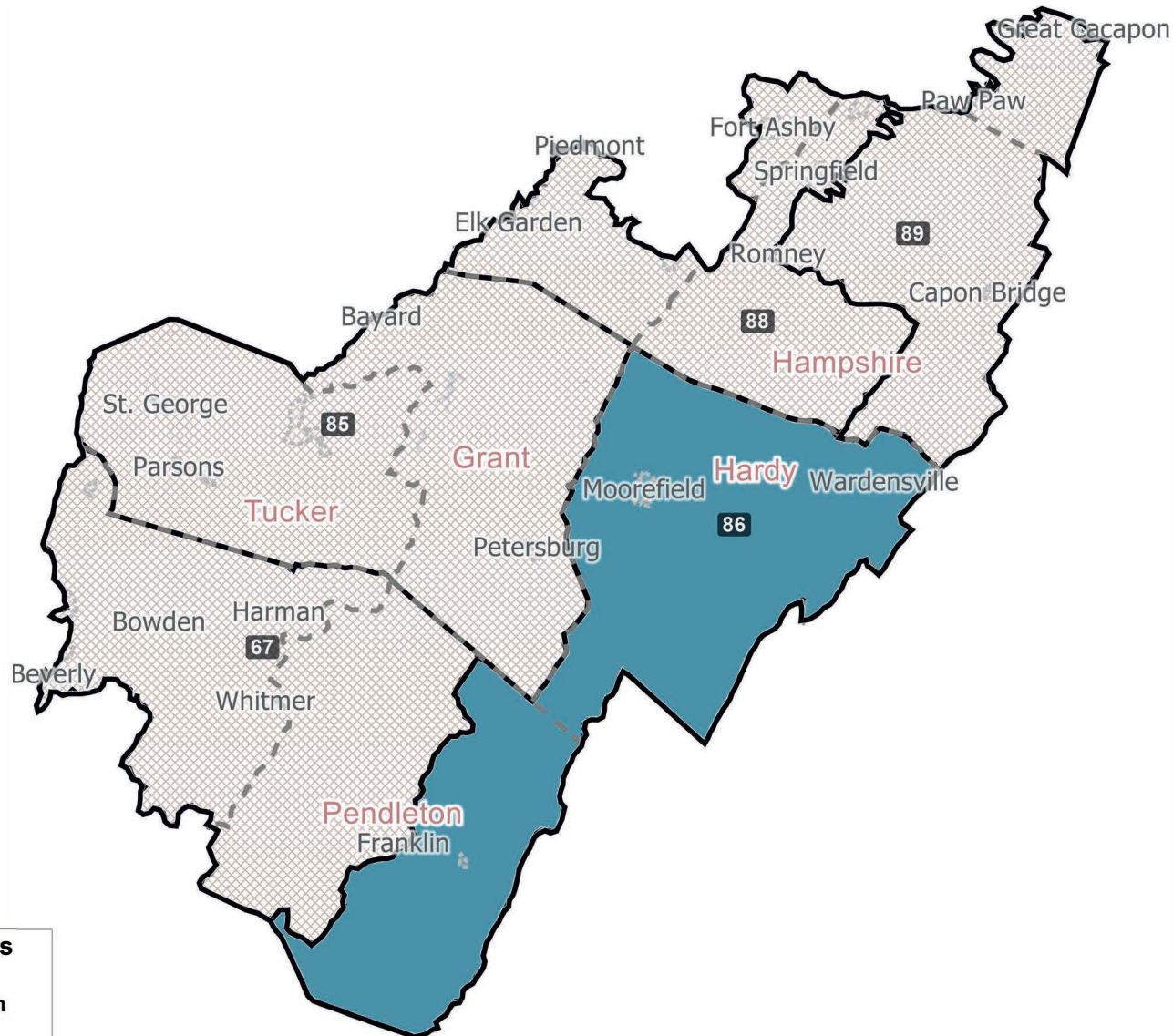
District: 85 and Vicinity



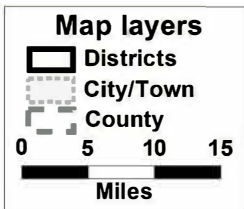
Field	Value
District	85
Population	17738
Deviation	-199
% Deviation	-1.11%
White	16946
% White	95.54%
AP_BlK	206
% AP_BlK	1.16%
AP_Ind	330
% AP_Ind	1.86%
AP_Asn	71
% AP_Asn	0.4%
AP_Hwn	5
% AP_Hwn	0.03%
AP_Oth	209
% AP_Oth	1.18%
2+ Races	553
% 2+ Races	3.12%
Hispanic Origin	147
% Hispanic Origin	0.83%
18+_Pop	14412
% 18+_Pop	81.25%



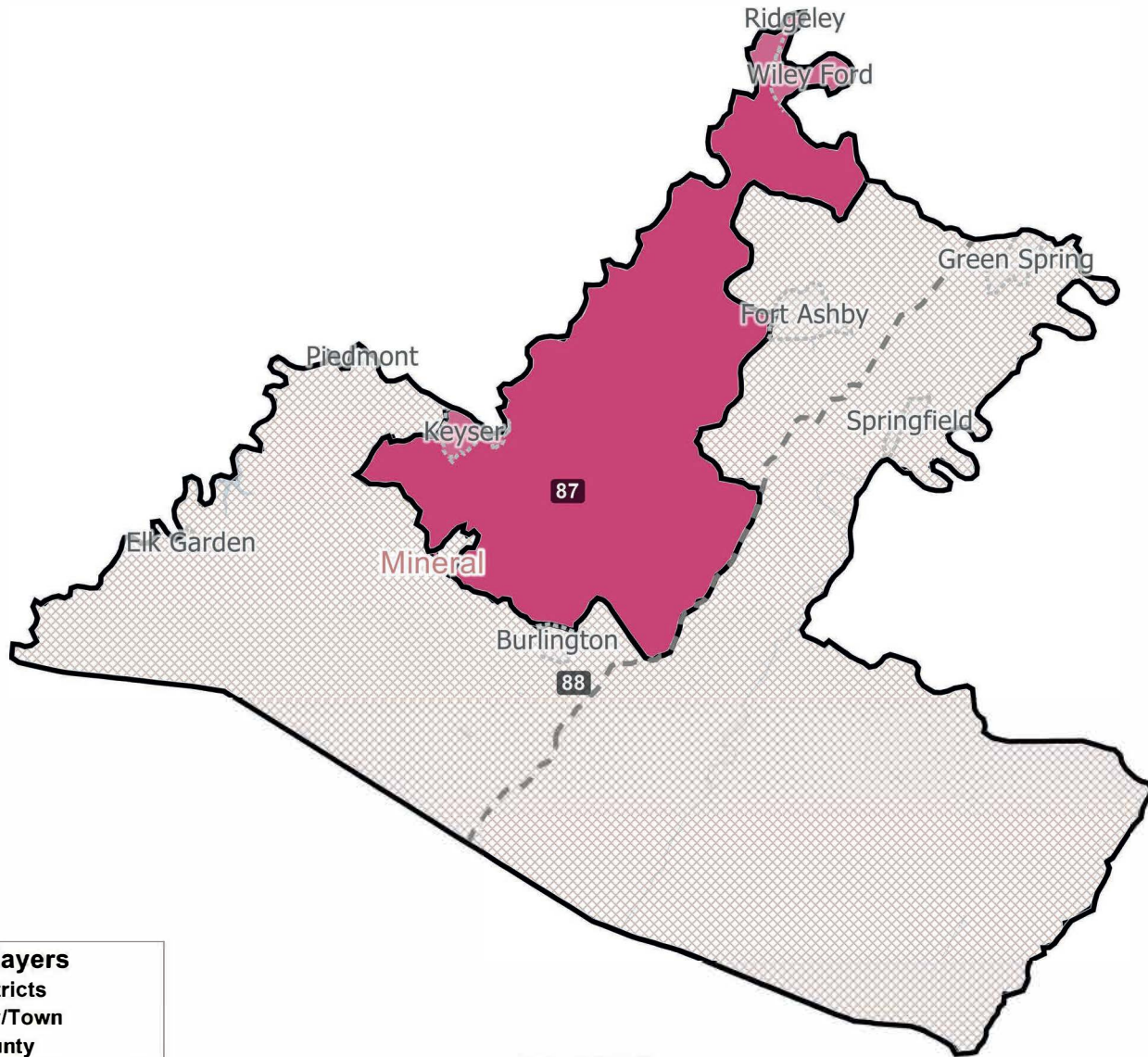
District: 86 and Vicinity



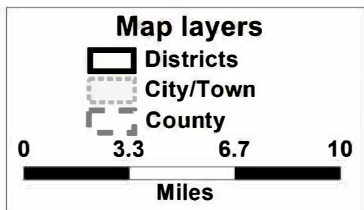
Field	Value
District	86
Population	17069
Deviation	-868
% Deviation	-4.84%
White	15449
% White	90.51%
AP_BlK	641
% AP_BlK	3.76%
AP_Ind	312
% AP_Ind	1.83%
AP_Asn	94
% AP_Asn	0.55%
AP_Hwn	22
% AP_Hwn	0.13%
AP_Oth	635
% AP_Oth	3.72%
2+ Races	733
% 2+ Races	4.29%
Hispanic Origin	694
% Hispanic Origin	4.07%
18+_Pop	13587
% 18+_Pop	79.6%



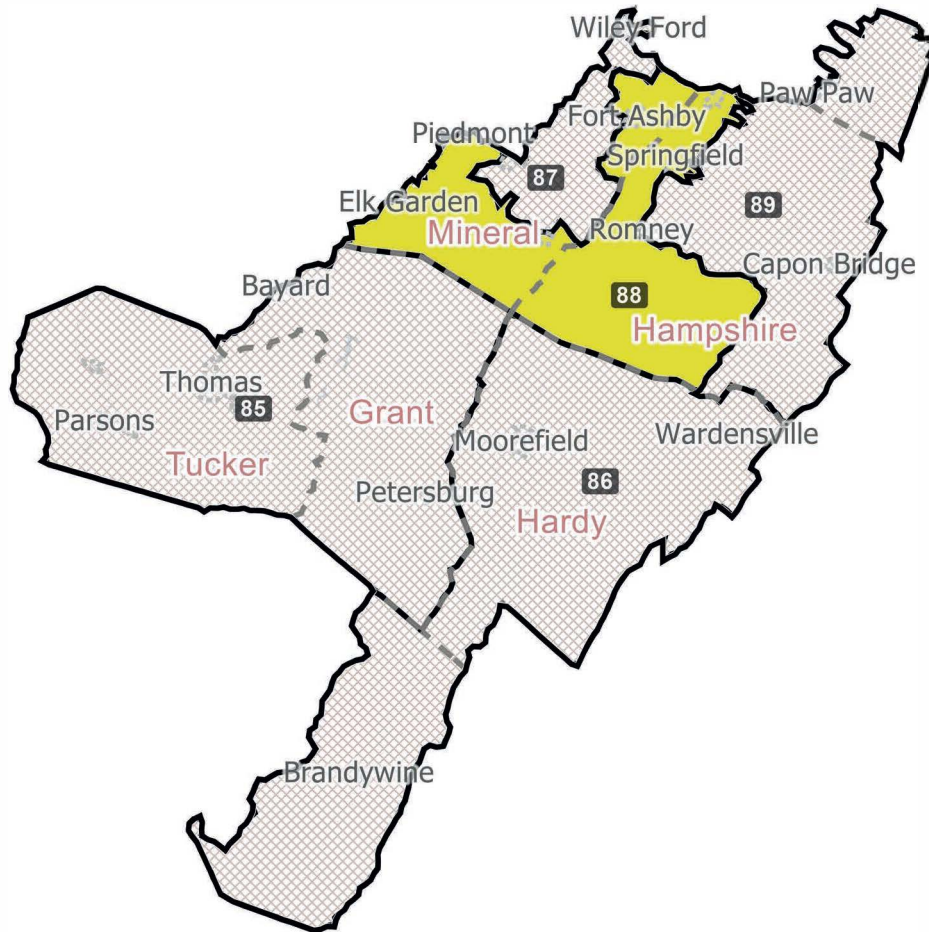
District: 87 and Vicinity



Field	Value
District	87
Population	17367
Deviation	-570
% Deviation	-3.18%
White	15804
% White	91%
AP_BlK	831
% AP_BlK	4.78%
AP_Ind	377
% AP_Ind	2.17%
AP_Asn	137
% AP_Asn	0.79%
AP_Hwn	10
% AP_Hwn	0.06%
AP_Oth	279
% AP_Oth	1.61%
2+ Races	838
% 2+ Races	4.83%
Hispanic Origin	206
% Hispanic Origin	1.19%
18+_Pop	13895
% 18+_Pop	80.01%

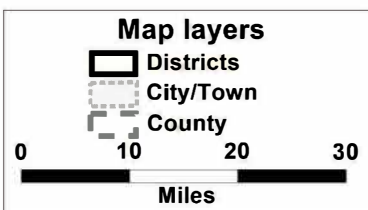


District: 88 and Vicinity

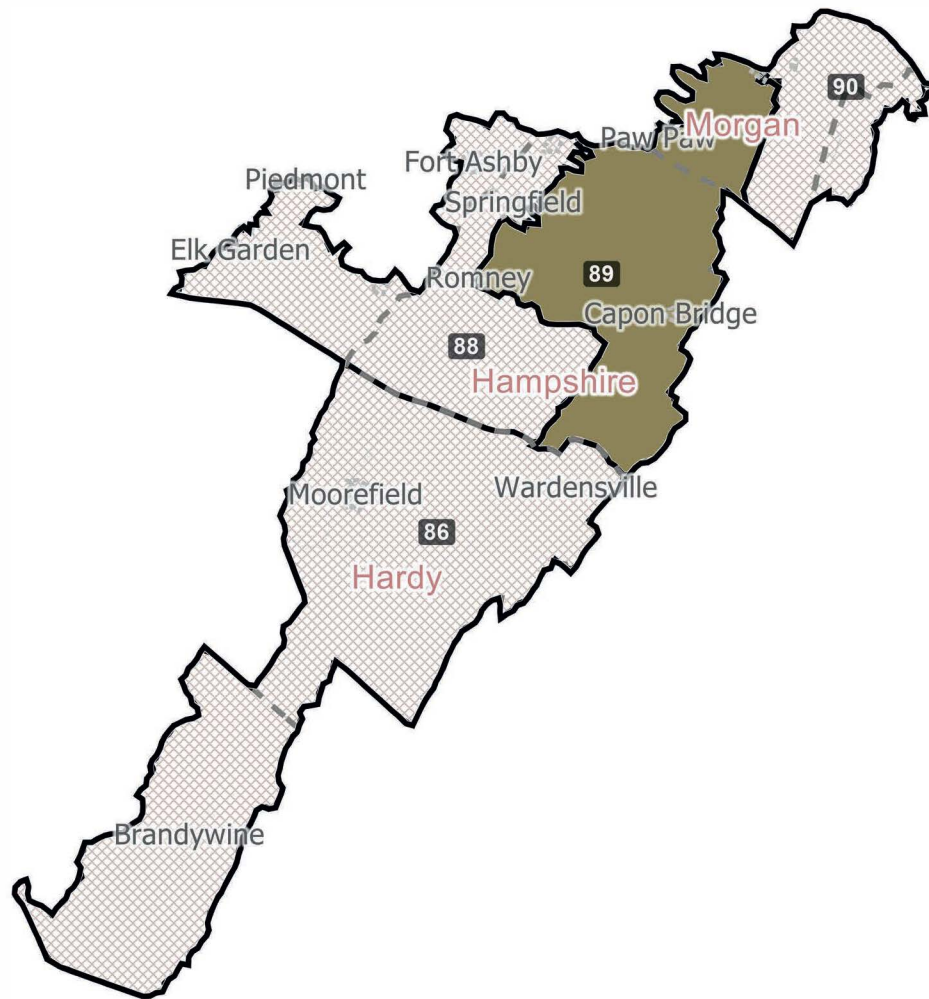


Field	Value
District	88
Population	17069
Deviation	-868
% Deviation	-4.84%
White	16051
% White	94.04%
AP_Bl	417
% AP_Bl	2.44%
AP_Ind	283
% AP_Ind	1.66%
AP_Asn	77
% AP_Asn	0.45%
AP_Hwn	8
% AP_Hwn	0.05%
AP_Oth	258
% AP_Oth	1.51%
2+ Races	627
% 2+ Races	3.67%
Hispanic Origin	182
% Hispanic Origin	1.07%
18+_Pop	13523
% 18+_Pop	79.23%

©2021 CALIPER

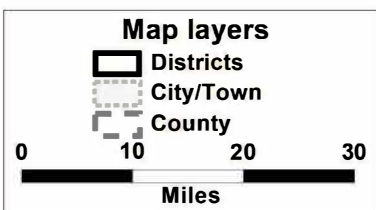


District: 89 and Vicinity

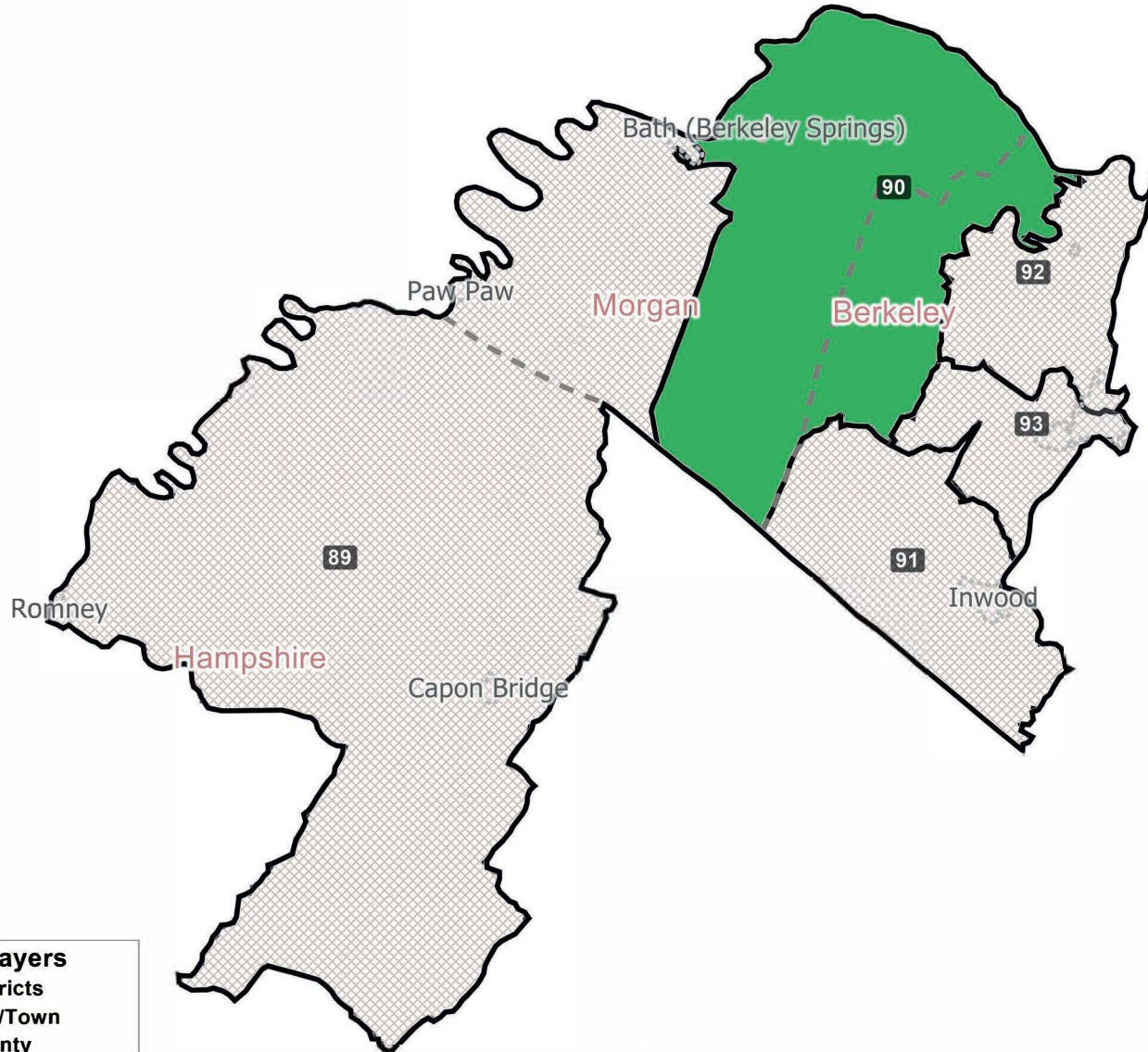


Field	Value
District	89
Population	18753
Deviation	816
% Deviation	4.55%
White	17598
% White	93.84%
AP_Blkc	351
% AP_Blkc	1.87%
AP_Ind	333
% AP_Ind	1.78%
AP_Asn	139
% AP_Asn	0.74%
AP_Hwn	19
% AP_Hwn	0.1%
AP_Oth	396
% AP_Oth	2.11%
2+ Races	786
% 2+ Races	4.19%
Hispanic Origin	316
% Hispanic Origin	1.69%
18+_Pop	15221
% 18+_Pop	81.17%

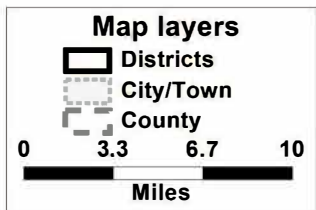
©2021 CALIPER



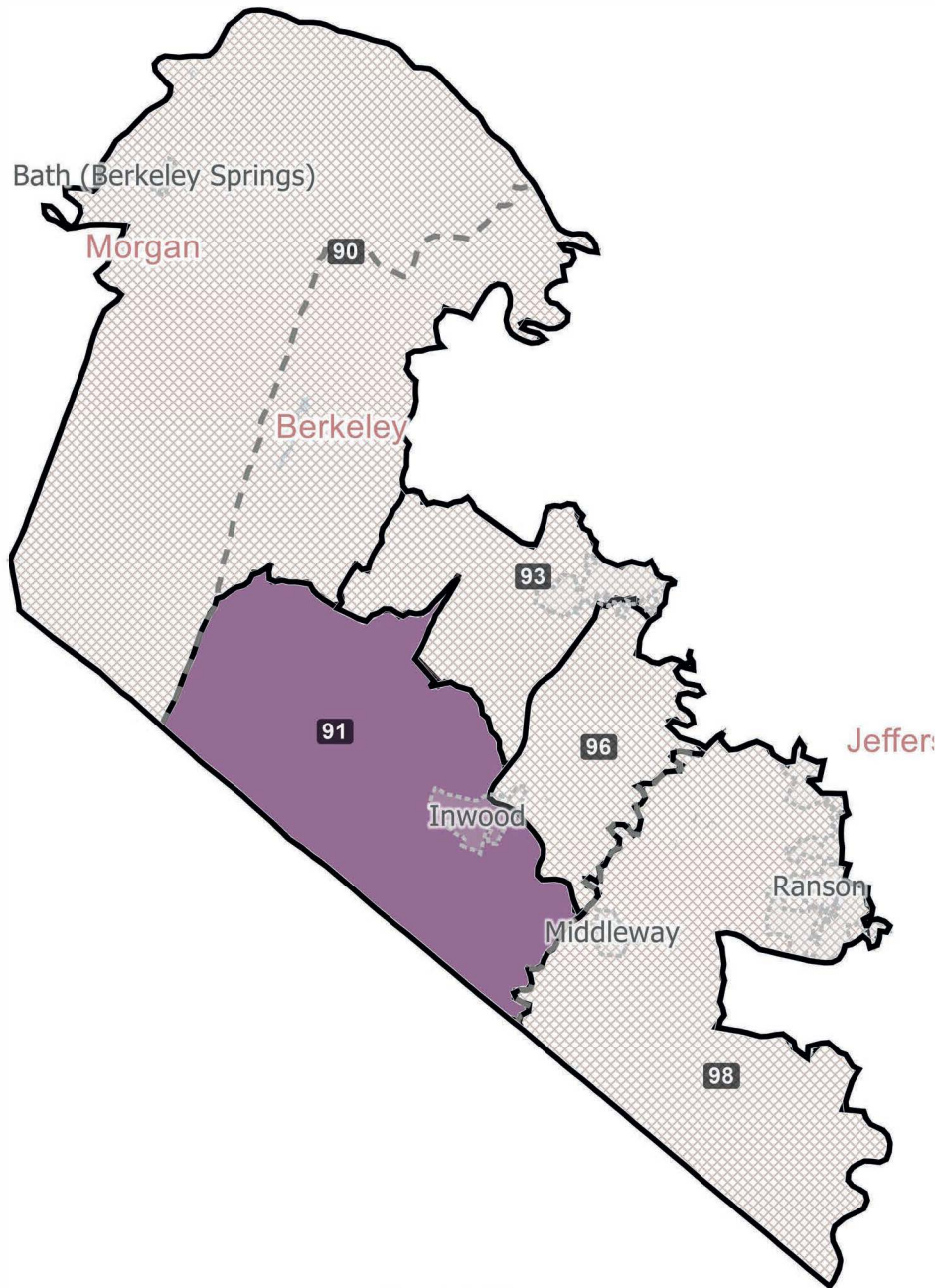
District: 90 and Vicinity



Field	Value
District	90
Population	18774
Deviation	837
% Deviation	4.67%
White	17503
% White	93.23%
AP_BlK	327
% AP_BlK	1.74%
AP_Ind	439
% AP_Ind	2.34%
AP_Asn	187
% AP_Asn	1%
AP_Hwn	13
% AP_Hwn	0.07%
AP_Oth	383
% AP_Oth	2.04%
2+ Races	865
% 2+ Races	4.61%
Hispanic Origin	263
% Hispanic Origin	1.4%
18+_Pop	15320
% 18+_Pop	81.6%

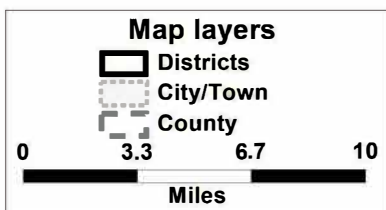


District: 91 and Vicinity

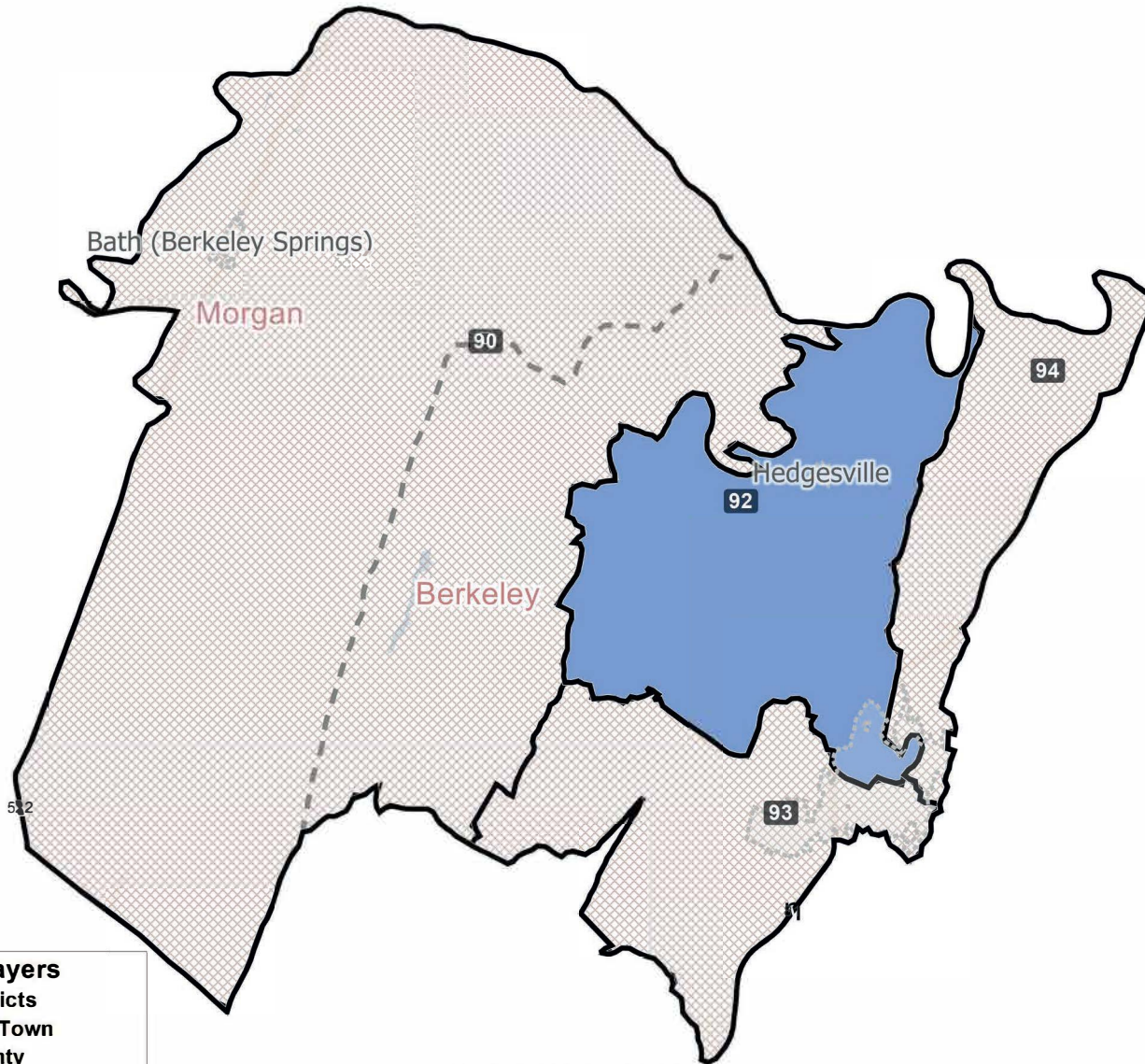


Field	Value
District	91
Population	18125
Deviation	188
% Deviation	1.05%
White	15768
% White	87%
AP_Bl	1047
% AP_Bl	5.78%
AP_Ind	428
% AP_Ind	2.36%
AP_Asn	293
% AP_Asn	1.62%
AP_Hwn	23
% AP_Hwn	0.13%
AP_Oth	677
% AP_Oth	3.74%
2+ Races	1201
% 2+ Races	6.63%
Hispanic Origin	767
% Hispanic Origin	4.23%
18+_Pop	13838
% 18+_Pop	76.35%

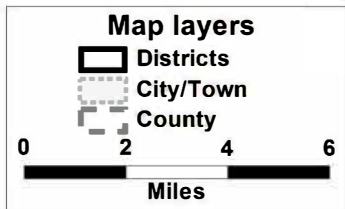
©2021 CALIPER



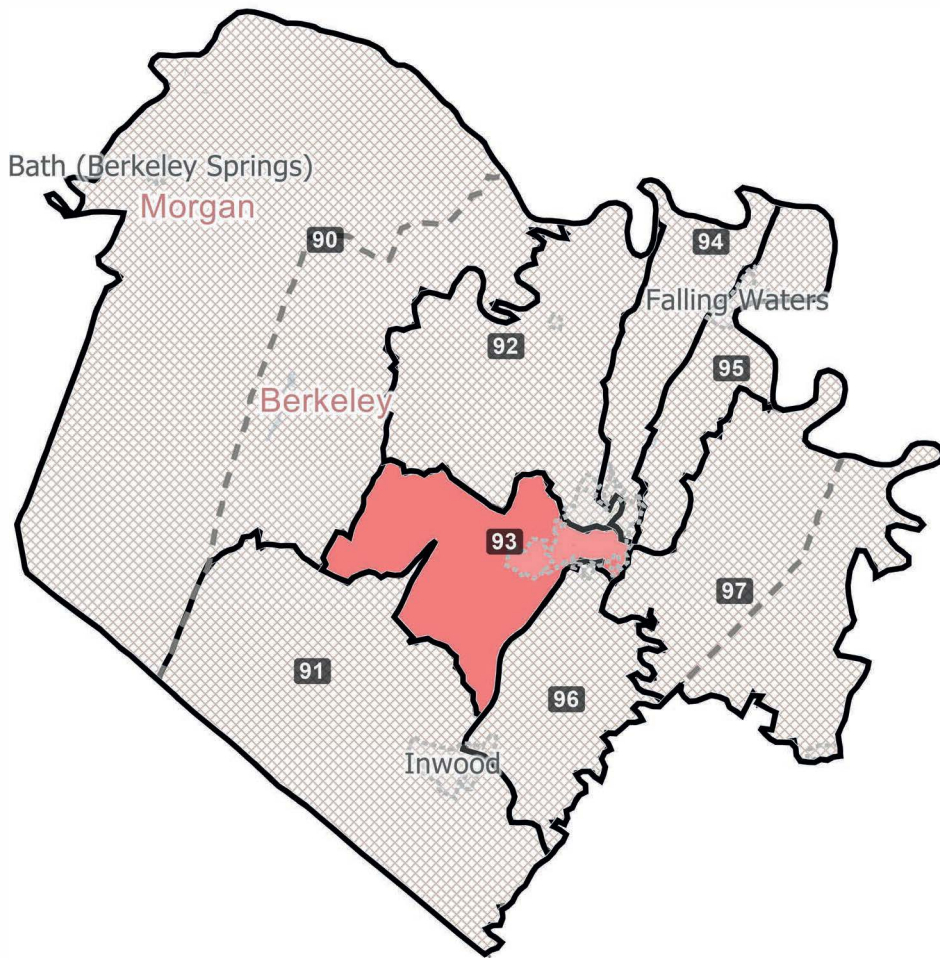
District: 92 and Vicinity



Field	Value
District	92
Population	18426
Deviation	489
% Deviation	2.73%
White	14955
% White	81.16%
AP_BlK	1742
% AP_BlK	9.45%
AP_Ind	490
% AP_Ind	2.66%
AP_Asn	403
% AP_Asn	2.19%
AP_Hwn	34
% AP_Hwn	0.18%
AP_Oth	1003
% AP_Oth	5.44%
2+ Races	1550
% 2+ Races	8.41%
Hispanic Origin	1109
% Hispanic Origin	6.02%
18+_Pop	13762
% 18+_Pop	74.69%

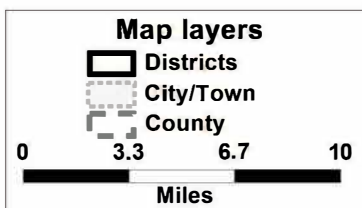


District: 93 and Vicinity

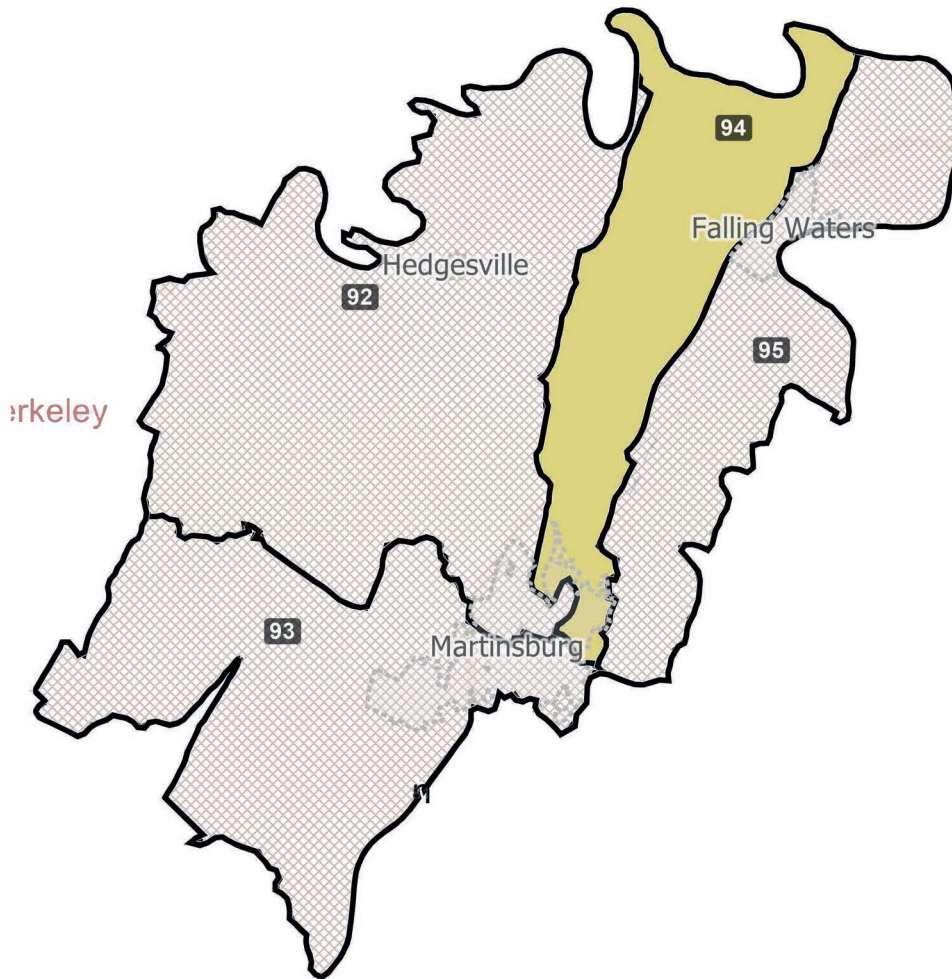


Field	Value
District	93
Population	17159
Deviation	-778
% Deviation	-4.34%
White	12767
% White	74.4%
AP_Bl	2733
% AP_Bl	15.93%
AP_Ind	448
% AP_Ind	2.61%
AP_Asn	383
% AP_Asn	2.23%
AP_Hwn	16
% AP_Hwn	0.09%
AP_Oth	975
% AP_Oth	5.68%
2+ Races	1476
% 2+ Races	8.6%
Hispanic Origin	1211
% Hispanic Origin	7.06%
18+_Pop	13169
% 18+_Pop	76.75%

©2021 CALIPER

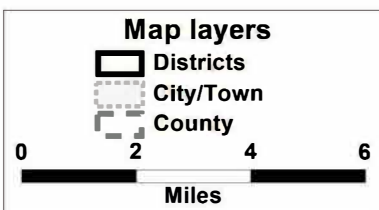


District: 94 and Vicinity

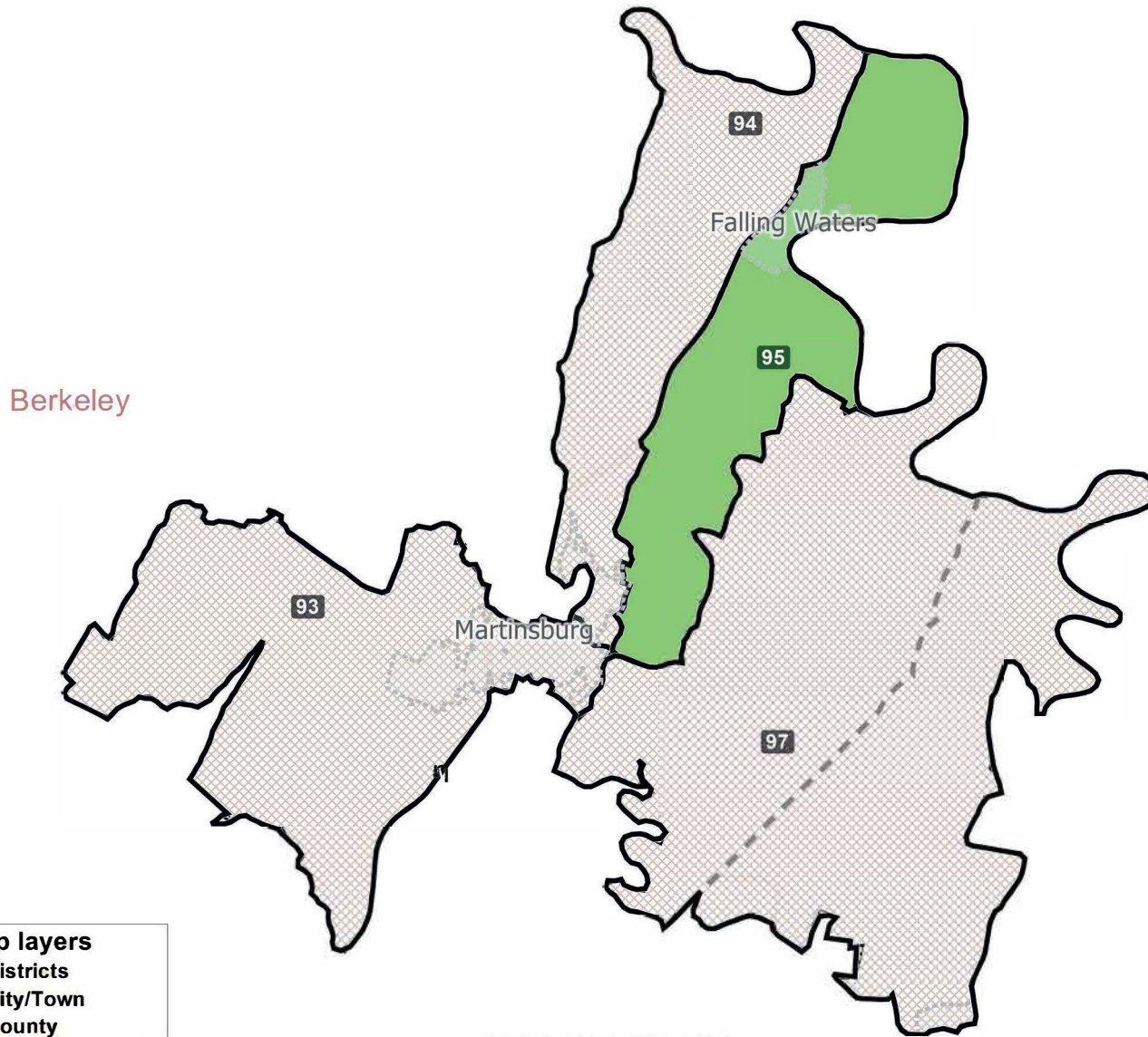


Field	Value
District	94
Population	17079
Deviation	-858
% Deviation	-4.78%
White	13198
% White	77.28%
AP_Bl	2357
% AP_Bl	13.8%
AP_Ind	440
% AP_Ind	2.58%
AP_Asn	376
% AP_Asn	2.2%
AP_Hwn	22
% AP_Hwn	0.13%
AP_Oth	885
% AP_Oth	5.18%
2+ Races	1428
% 2+ Races	8.36%
Hispanic Origin	995
% Hispanic Origin	5.83%
18+_Pop	13197
% 18+_Pop	77.27%

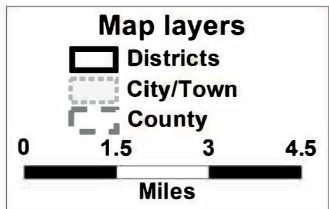
©2021 CALIPER; ©2020 HERE



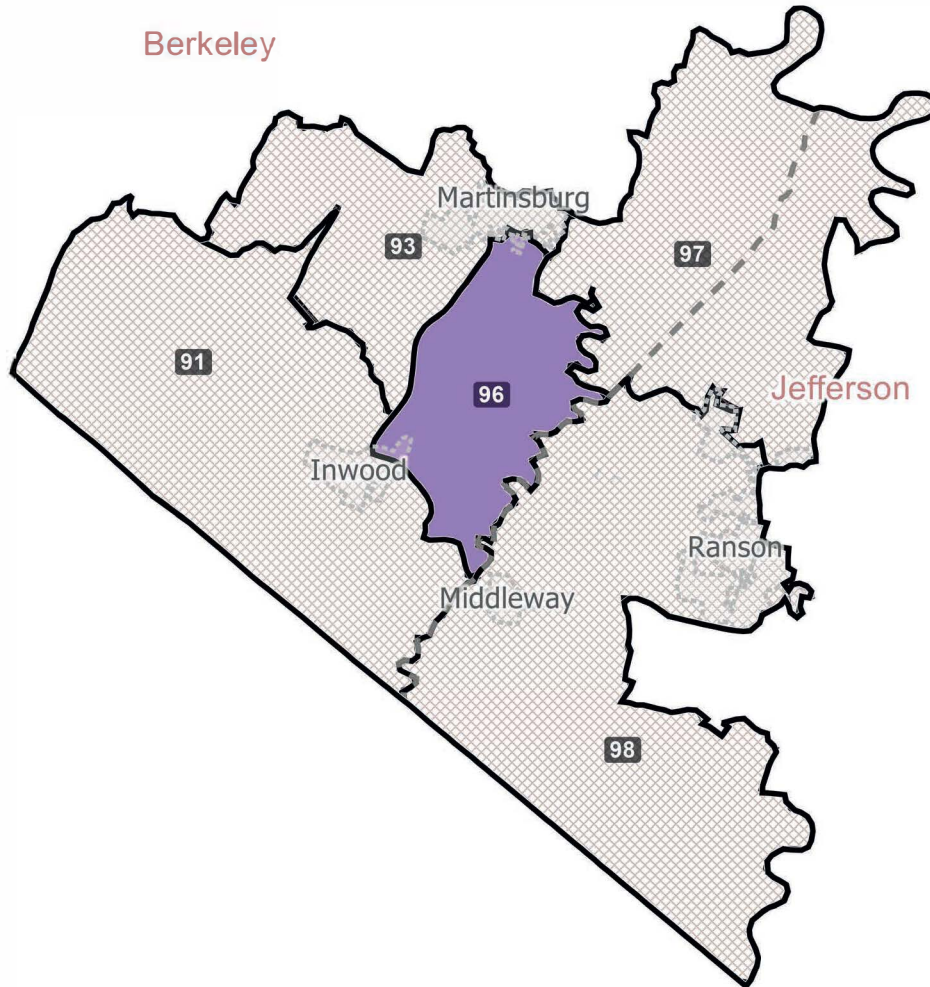
District: 95 and Vicinity



Field	Value
District	95
Population	17300
Deviation	-637
% Deviation	-3.55%
White	13761
% White	79.54%
AP_BlK	1956
% AP_BlK	11.31%
AP_Ind	478
% AP_Ind	2.76%
AP_Asn	381
% AP_Asn	2.2%
AP_Hwn	24
% AP_Hwn	0.14%
AP_Oth	891
% AP_Oth	5.15%
2+ Races	1453
% 2+ Races	8.4%
Hispanic Origin	1023
% Hispanic Origin	5.91%
18+_Pop	13047
% 18+_Pop	75.42%

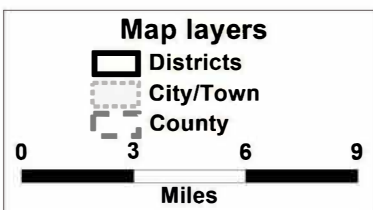


District: 96 and Vicinity

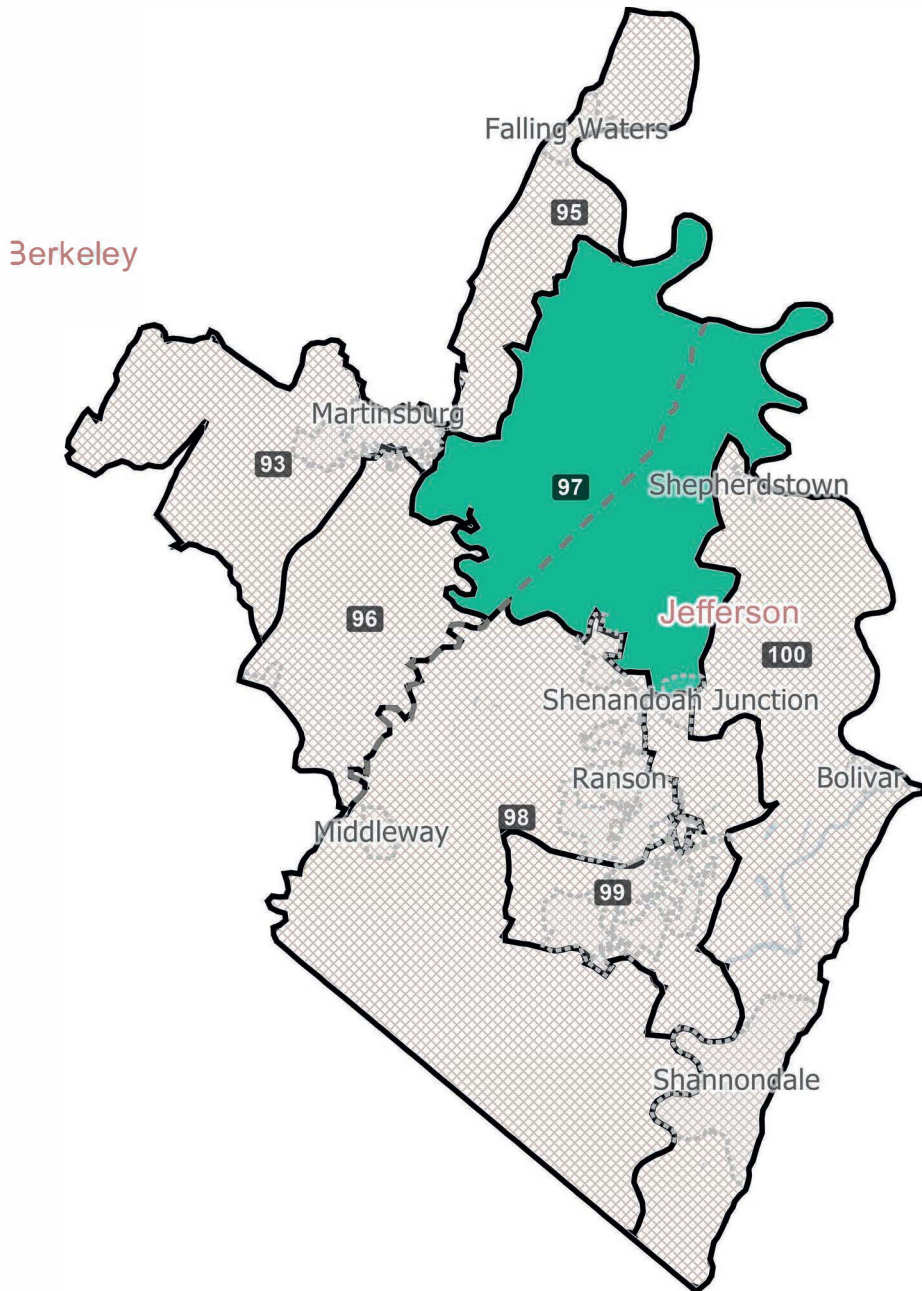


Field	Value
District	96
Population	17455
Deviation	-482
% Deviation	-2.69%
White	14374
% White	82.35%
AP_Blkc	1604
% AP_Blkc	9.19%
AP_Ind	468
% AP_Ind	2.68%
AP_Asn	278
% AP_Asn	1.59%
AP_Hwn	23
% AP_Hwn	0.13%
AP_Oth	865
% AP_Oth	4.96%
2+ Races	1379
% 2+ Races	7.9%
Hispanic Origin	1000
% Hispanic Origin	5.73%
18+_Pop	13312
% 18+_Pop	76.26%

©2021 CALIPER

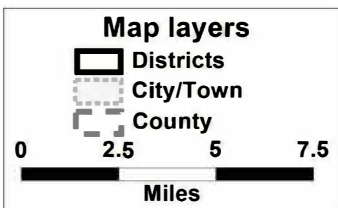


District: 97 and Vicinity

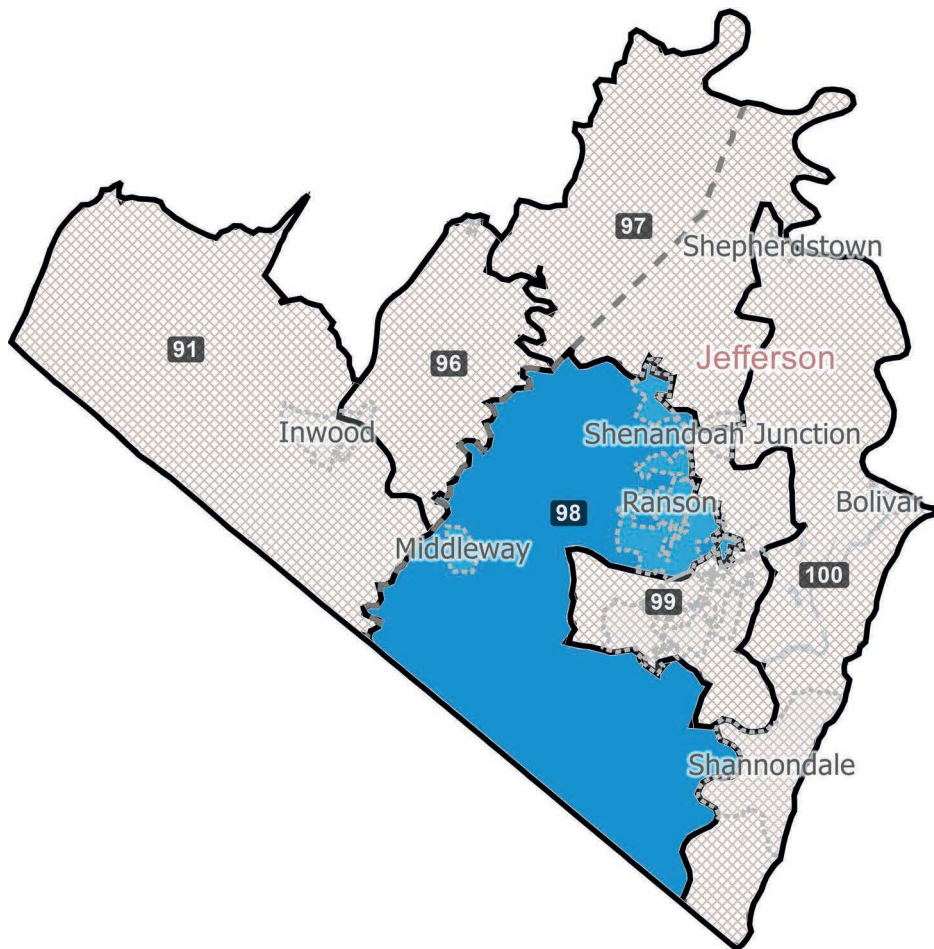


Field	Value
District	97
Population	17074
Deviation	-863
% Deviation	-4.81%
White	13521
% White	79.19%
AP_Blkc	1811
% AP_Blkc	10.61%
AP_Ind	454
% AP_Ind	2.66%
AP_Asn	427
% AP_Asn	2.5%
AP_Hwn	28
% AP_Hwn	0.16%
AP_Oth	985
% AP_Oth	5.77%
2+ Races	1410
% 2+ Races	8.26%
Hispanic Origin	967
% Hispanic Origin	5.66%
18+_Pop	13279
% 18+_Pop	77.77%

©2021 CALIPER

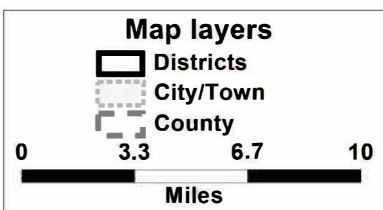


District: 98 and Vicinity

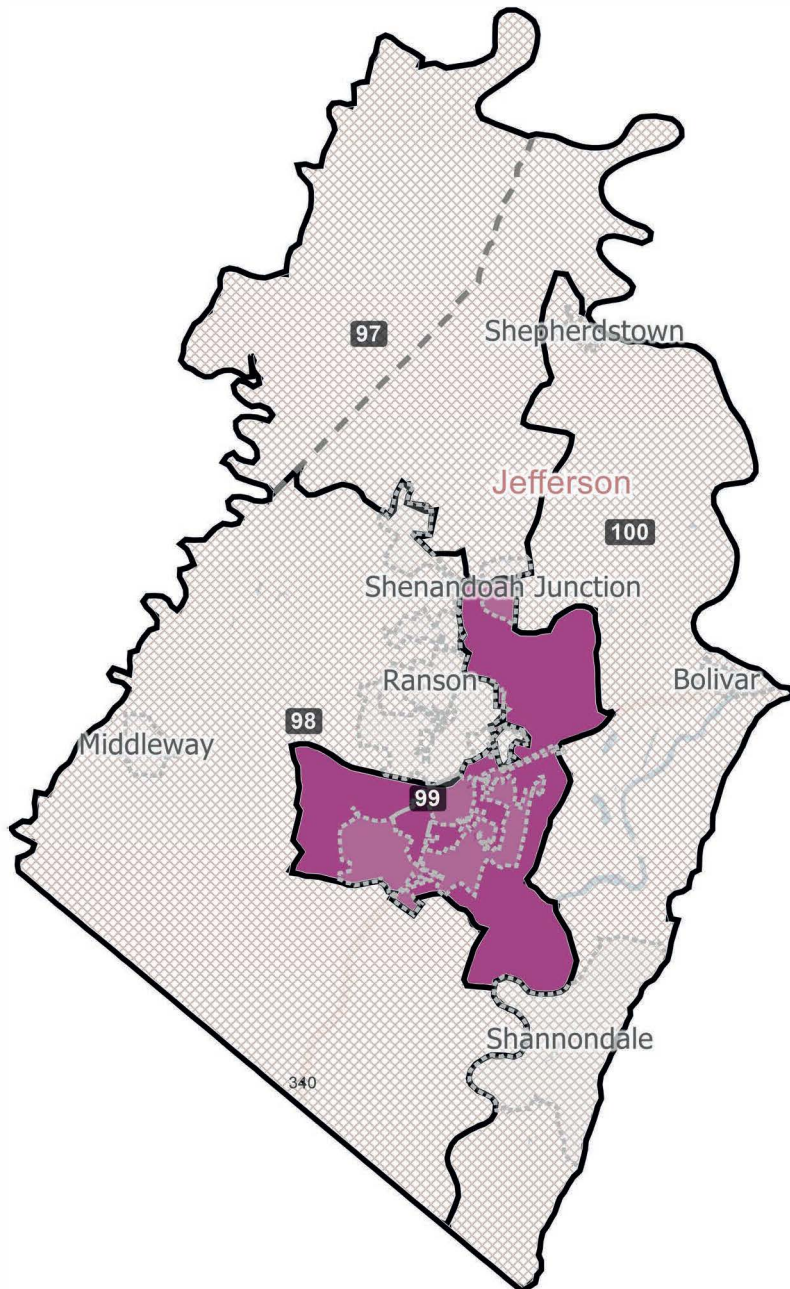


Field	Value
District	98
Population	17155
Deviation	-782
% Deviation	-4.36%
White	13614
% White	79.36%
AP_Bl	1595
% AP_Bl	9.3%
AP_Ind	422
% AP_Ind	2.46%
AP_Asn	401
% AP_Asn	2.34%
AP_Hwn	29
% AP_Hwn	0.17%
AP_Oth	1210
% AP_Oth	7.05%
2+ Races	1432
% 2+ Races	8.35%
Hispanic Origin	1357
% Hispanic Origin	7.91%
18+_Pop	13232
% 18+_Pop	77.13%

©2021 CALIPER

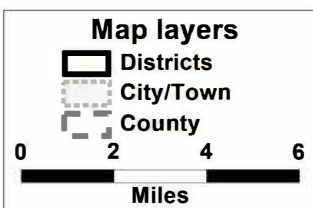


District: 99 and Vicinity

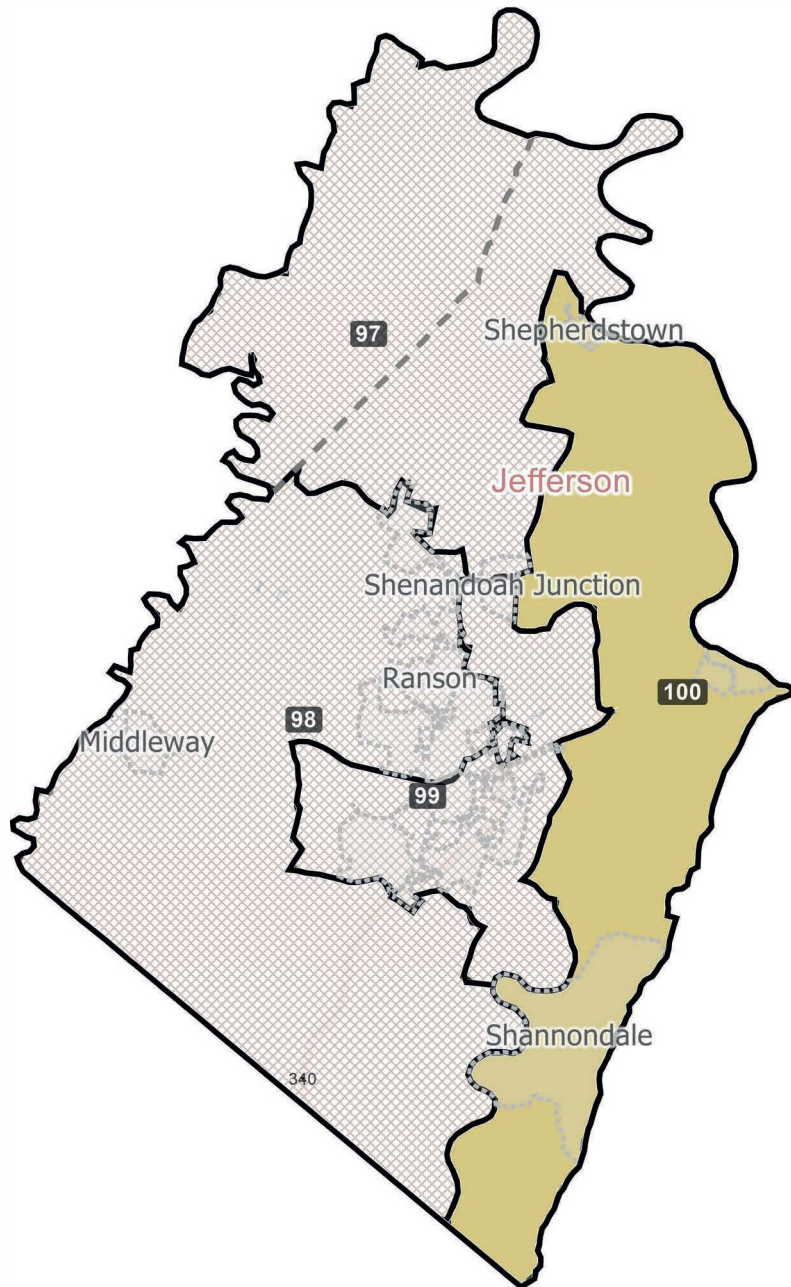


Field	Value
District	99
Population	17514
Deviation	-423
% Deviation	-2.36%
White	13447
% White	76.78%
AP_Bl	1863
% AP_Bl	10.64%
AP_Ind	449
% AP_Ind	2.56%
AP_Asn	531
% AP_Asn	3.03%
AP_Hwn	41
% AP_Hwn	0.23%
AP_Oth	1422
% AP_Oth	8.12%
2+ Races	1640
% 2+ Races	9.36%
Hispanic Origin	1716
% Hispanic Origin	9.8%
18+_Pop	13307
% 18+_Pop	75.98%

©2021 CALIPER; ©2020 HERE

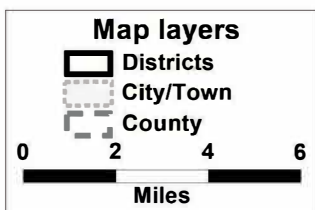


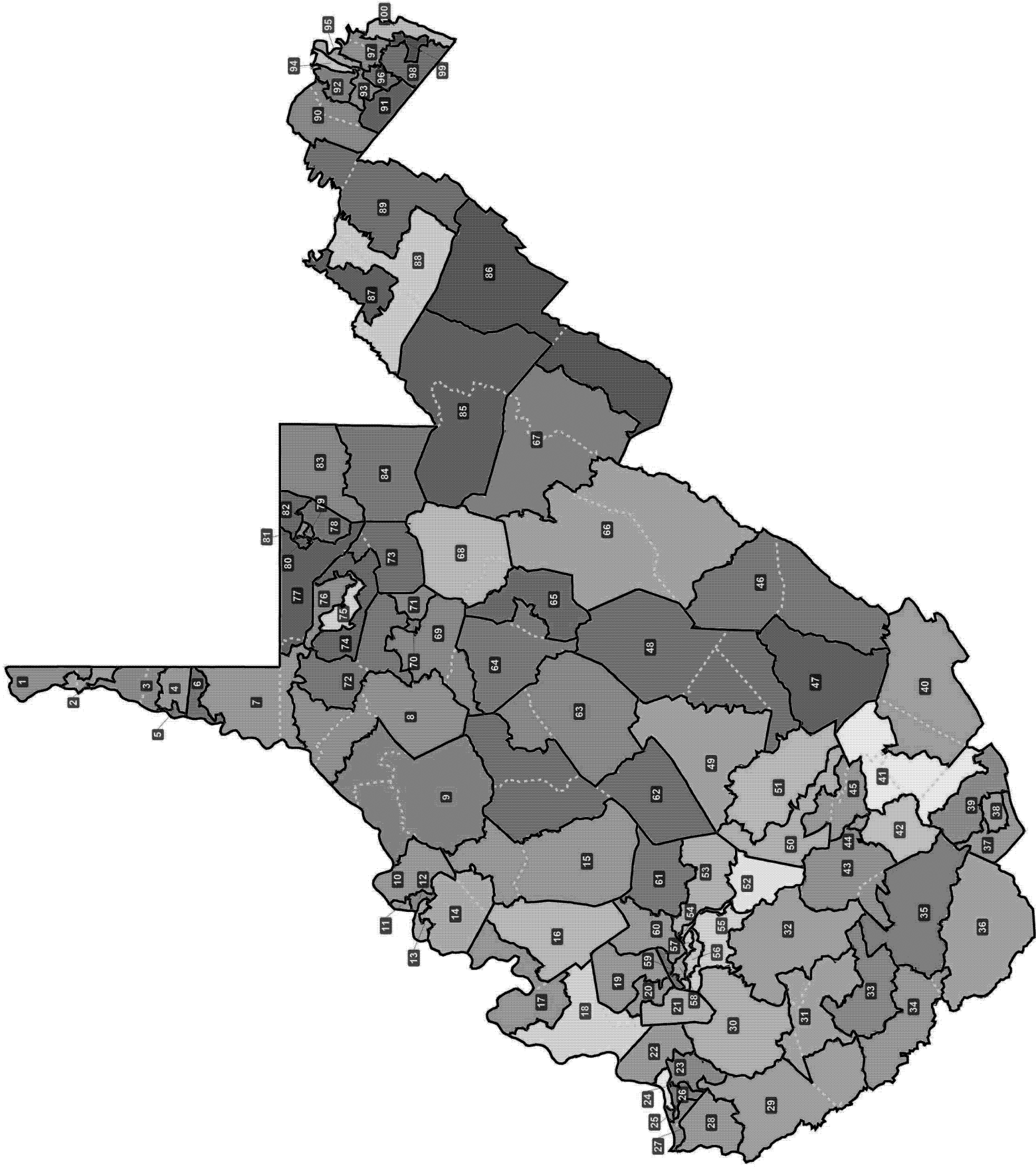
District: 100 and Vicinity



Field	Value
District	100
Population	17621
Deviation	-316
% Deviation	-1.76%
White	15239
% White	86.48%
AP_Bl	944
% AP_Bl	5.36%
AP_Ind	418
% AP_Ind	2.37%
AP_Asn	327
% AP_Asn	1.86%
AP_Hwn	28
% AP_Hwn	0.16%
AP_Oth	769
% AP_Oth	4.36%
2+ Races	1224
% 2+ Races	6.95%
Hispanic Origin	800
% Hispanic Origin	4.54%
18+_Pop	14176
% 18+_Pop	80.45%

©2021 CALIPER; ©2020 HERE





Map layers

- Districts
- County

0 10 20 30 Miles

