

The Honorable Mitch Carmichael, Chair

**JOINT COMMITTEE ON
GOVERNMENT AND FINANCE**

Materials Distributed

October 17, 2017



West Virginia Legislature
1ST SESSION OF THE 69RD LEGISLATURE



SENATE	HOUSE	JOINT	BILL STATUS	WV CODE	REPORTS	EDUCATIONAL	CONTACT	
--------	-------	-------	-------------	---------	---------	-------------	---------	---

INTERIM COMMITTEE ATTENDANCE - RESULTS

TUESDAY, OCTOBER 17, 2017 - 11:00 AM

JOINT COMMITTEE ON GOVERNMENT AND FINANCE

Attended:

- Delegate Shott
- Delegate Nelson
- Delegate Miller, C.
- Delegate Miley
- Delegate Cowles
- Delegate Boggs
- Speaker Armstead
- Senator Trump IV
- Senator Plymale
- Senator Karnes
- Senator Ferns
- Senator Blair
- President Carmichael

Submitter:

Terri Stowers

Phone:

304-347-4813

[Back to Attendance](#)

[Bill Status](#) | [Bill Tracking](#) | [WV Code](#) | [Bulletin Board](#) | [District Maps](#) | [Senate Roster](#) | [House Roster](#) | [Releases](#) | [Blog](#) | [Links](#) | [Home](#)



This Web site is maintained by the West Virginia Legislature's Office of Reference & Information. | [Terms of Use](#) | [Web Administrator](#) | © 2017 West Virginia Legislature ***

Speaker Armstead Presides

AGENDA
JOINT COMMITTEE ON GOVERNMENT AND FINANCE
October 17, 2017

11:00 am – 12:00 pm

Senate Finance Room

1. **Approval of September 19, 2017 minutes**

2. **Committee Reports/Requests**

3. **Monthly/Quarterly Reports Received**

Status Reports on Lottery, Unemployment Compensation Fund, General Revenue Fund & State Road Fund (**William Spencer**, *Director of Legislative Budget Division –will answer any questions if needed.*)

(**Mark Muchow**, *Deputy Secretary, West Virginia Department of Revenue*)-will answer any questions regarding Lottery, Unemployment Compensation Fund, General Revenue Fund & State Road Fund.

WV Lottery Update on Limited Video Lottery Machines

(**Danielle Boyd**, *General Counsel, West Virginia Lottery*)

Workforce WV Unemployment Compensation Trust Fund Distribution

(**Jeffrey Green**, *Deputy UI Director for Workforce West Virginia*)

Monthly/Quarterly Reports from PEIA, BRIM & Real Estate Division

(**John Myers**, *Secretary, Department of Administration*)

Department of Health & Human Resources, Medicaid Report & Medicaid Waiver Report

(**Cynthia Beane**, *Commissioner*)

Childrens Health Insurance Program Report

(**Stacey L. Shamblin**, *Acting Director, WVCHIP*)

Investment Management Board Distribution

(**Craig Slaughter**, *Executive Director*)

Workers' Compensation

(**Andrew Pauley**, *Insurance Commissioner*)

Board of Treasury Report Distribution

4. **Other Business**

5. **Adjournment**

**JOINT COMMITTEE ON GOVERNMENT AND FINANCE
(President Carmichael Presided)**

September 19, 2017

11:00 – 12:00

Senate	House
Carmichael, Chair	Armstead, Chair
Blair	Cowles
Ferns	Miller, C.
Karnes	Nelson, E.
Plymale	Shott
Prezioso (Absent)	Boggs
Trump	Miley

President Carmichael: “The Committee will come to order. The first item on the agenda is the approval of the August 22, 2017 minutes. Speaker Armstead is recognized for a motion.”

Speaker Armstead: “Mr. President, I move the minutes of the August 22, 2017 meeting of the Joint Committee on Government and Finance be approved as contained in the members’ packets.”

President Carmichael: “Speaker Armstead moves the minutes be approved. Is there discussion? All in favor say aye, opposed no. The ayes appear to have it, the ayes do have it. I declare the minutes are approved. The next item on the Agenda are the committee reports and requests, but before we do that I would like to recognize a new member to the committee. Senator Karnes is joining us and it is great to have you as part of the committee.”

Senator Karnes: “Thanks.”

President Carmichael: “So, committee reports and requests...monthly and quarterly reports received...The next order of business before the Committee are the Monthly/Quarterly Reports. Members will find in their packets the reports from each Agency. Status Reports on Lottery, Unemployment Compensation Fund, General Revenue Fund & State Road Fund... William Spencer, Director of Budget Office will answer any questions. Questions of the Committee? From the Committee? Senator Nelson... Delegate Nelson, first.”

Delegate Nelson: “Did I get a promotion?”

Delegate Nelson: “Thank you Mr. President. Regarding the lottery, in our report, maybe we just received the wrong annual report. It references 2016 instead of 2017. I have a question on limited video lottery legislation...if there is an appropriate person that can come up?”

President Carmichael: “Approach the podium and state your name.”

William Spencer: “Yes, my name is William Spencer and I am the Director of the Legislative Budget Division. Thank you, Mr. Speaker, Mr. President and members of the Committee. It looks like the Lottery Commission isn’t here today. I didn’t see anybody but, I can get those answers to you if you like.”

Delegate Nelson: “For one, I think we may be a year late on the financial report but I guess this question could be answered later. We did pass some limited video lottery legislation this past session, going from five to seven. We had a couple of months of operations and this would allow the Committee to understand what is going on with that revenue in conjunction with the locations as promised, as well as any increase in the machines.”

William Spencer: “Yes Sir, I can get those answers to you by the next quarterly meeting.”

Delegate Nelson: “Ok. Sounds good.”

President Carmichael: “Before you leave the podium though, can somebody notify the Lottery Commission that we are meeting today so that they can get somebody up here?”

William Spencer: “Yeah.”

President Carmichael: “We are going to go ahead and go through the Agenda, so if they could get somebody here before the end of the meeting...”

William Spencer: “Yes.”

President Carmichael: “That would be good if you could notify them. Senator Karnes, you had a question?”

Senator Karnes: “Yes. Thank you, Mr. President. The question I have is related to the State Road Fund where the collection is 114% over the estimate...related to...we have seen a 25%-30% jump in the price of gasoline related to the hurricane which is happening in Houston and Florida, that will probably affect that more. Since some of the changes that we recently made in the gasoline tax...sales tax...are you seeing an additional boost beyond...is that part of where that is coming from because of the increased price of

gasoline and the wholesale price of gasoline that has also gone up? Are we seeing beyond the original estimate, I guess, is my question. Do you think you can quantify that?"

William Spencer: "Again, Sir, the Department of Revenue would be the ones to answer that question and I do not see any representatives that are here either today, so we will see if we can get some of those people here before the end of this meeting."

President Carmichael: "And, I am going to make the same request. Tell someone from Lottery and from Revenue to get here as soon as possible."

William Spencer: "Ok."

President Carmichael: "Further questions? Workforce Unemployment Compensation Trust Fund... Connie Kirk."

Connie Kirk: "Good morning Mr. President, Mr. Speaker and members of the Committee. The report for the Unemployment Compensation Trust Fund for September is \$85,848,693.00."

President Carmichael: "Questions? Questions from the Committee? Delegate Shott."

Delegate Shott: "Thank you Mr. President. We are in a much better position as far as the fund balance...about \$60 million dollars more than we had at this time last year...substantially more... about \$20M. What would you attribute that to? Do you have less claims? Do you have more people leaving the state? Do you have any explanation for why?"

Connie Kirk: "We are actually seeing a major drop in claims and it is continuing to proceed through 2017. It is averaging every month, between 20-30% on the initial claims side of it which attributes to the difference in the money in the payout."

Delegate Shott: "Is it because people are running out of benefits and just do not... is that part of the equation?"

Connie Kirk: "I think a lot of it is that the unemployment rate is dropping in the State."

Delegate Shott: "Ok. Thank you."

President Carmichael: "Good problem, right?"

Connie Kirk: "Yeah."

President Carmichael: "Further questions? If not, thank you very much."

Connie Kirk: "Thank you."

President Carmichael: “Mr. Myers, Secretary of the Department of Administration.”

John Myers: “My name is John Myers, Secretary of the Department of Administration, thank you Mr. President, Mr. Speaker and members of the Committee. We have submitted our reports to you for BRIM, PEIA and the Real Estate Division that are in your packets. My staff and I are here to answer any of your questions that you may have.”

President Carmichael: “Thank you Mr. Myers, are there questions from the Committee? Senator Plymale.”

Senator Plymale: “Yes, related to PEIA, there’s a series of public meetings that will be coming up and when I see that it says that the reserve will represent 14.6% and 17% of the respective funds’ expenses, where are we on the reserve funds at this point in time?”

John Myers: “I am sorry, but I do not understand your exact question.”

Senator Plymale: “Where are we on the reserve funds as it relates to the amount of money? We are only talking about percentages, but I would like to have an idea as to where we are headed for this next year?”

John Myers: “Ok, I am going to ask Ted, PEIA’s representative who is here.”

Senator Plymale: “Ok, I didn’t see him back there, I am sorry.”

President Carmichael: “State your name for the record.”

Ted Cheatham: “Yes, Ted Cheatham, PEIA. We are going to be about a \$126M for the State which is the final numbers that I really care about, about a \$126M and its only for active situations that you recall.”

Senator Plymale: “Right.”

Ted Cheatham: “As to the Retirement Health Benefit Trust, right now we are sitting at about \$800M. That’s not a reserve that’s a trust.”

Senator Plymale: “So that is 24%? Is that correct?”

Ted Cheatham: “Yes.”

Senator Plymale: “Ok.”

Ted Cheatham: “Of the trust.”

Senator Plymale: “Of the trust. So, that’s on track for what we... you know we don’t get

a whole lot of credit for that, but we are the only state that really has started to pay that off.”

Ted Cheatham: “You have done an incredible job as a Legislature. It is scheduled to be fully funded by 2036-2038.”

Senator Plymale: “That’s correct.”

Ted Cheatham: “That’s progress.”

Senator Plymale: “And, actually we thought it would be a little later than that, so, that’s accelerated.”

Ted Cheatham: “In our latest evaluation, that is in draft right now, it looks like the OPEB liability has gone from \$3.4B from last year, and it’s down to about \$3.1M now.”

Senator Plymale: “Thank you.”

Ted Cheatham: “That’s also possible.”

Senator Plymale: “Thanks.”

President Carmichael: “Any further questions? Senator Plymale?”

Senator Plymale: “No.”

President Carmichael: “Further questions of the Committee? Delegate Nelson?”

Delegate Nelson: “Thank you Mr. President. Welcome Ted. The first month’s report is in our packet and there is a discrepancy... well, I wouldn’t say a discrepancy in the actual versus budget expenditures between medical drugs. Drugs seem to be way over budget. Is there any particular reason?”

Ted Cheatham: “Sure. Here is what is going on with that insurance line item. We need to reflect what is actually there. We have moved several medically dispensed drugs from the medical delivery system to the points of service end at the pharmacy. So, you will see the medical went down last year about \$10M, and the pharmacy went up about \$10M, because we moved away...we paid for those drugs because it was cheaper in the pharmacy system to get additional rebates. Long story short, the point of sale is where that comes from. I hope that answered your question. We moved from one fund to the other.”

Delegate Nelson: “Is there a reason that this budget doesn’t reflect that?”

Ted Cheatham: “Well, we want to but the finance board approves a budget for us which

is what is given to us in January of each year. That's what gets approved by the finance board, that's what we track on. So, I try not to adjust this because that is what is proven to be the variance of what the budget was. I would be happy to have them do that to make those changes... and I put notes in internally every month when I look at this."

Delegate Nelson: "Can you give the Committee what we should be expecting in regard to PEIA expenses next year? You have a whole new Board now. Can you provide us with those at this stage?"

Ted Cheatham: "I would tell you that I believe the estimates going forward to be around \$50M at the moment and the actuaries are working on our scenarios now based on the latest data that just came out. So, that is \$50M needed to keep things as they are."

Delegate Nelson: "Ok. Thank you, Ted. Thank you, Mr. President."

President Carmichael: "Further questions from the Committee? I had a question. Does your Board have the authority to implement policies in which premiums will be based on household incomes without action of the Legislature? Do they have that authority?"

Ted Cheatham: "They do. And, we have taken that out to a public hearing the last two years. Our intention is to look at co-family income again next year."

President Carmichael: "Do you have an estimate in terms of the money that that would generate in additional premiums?"

Ted Cheatham: "That's a complicated question. If you will give me just a moment. If you were to leave the PEIA premium structure as it is today, in the plans as they are today, and the important caveat that you did not have in the 80/20 legislation, it puts the limits on the state and the employee, you could generate \$50M by going to total family income because people making \$30,000.00 a year add their spouse's income and they go up to the \$70-\$80-\$90,000 bracket. That's assuming that they stay in PEIA and assuming the tiers are the same as they are, and you could raise revenue, which we cannot do due to because of the 80/20 legislation. I hope the impact of the family income is about \$50M at the current structure."

President Carmichael: "Thank you. That perfectly answers the question. Other questions? If not, thank you very much Mr. Cheatham. Are there other questions from Mr. Myers as it relates to PEIA or BRIM? Other matters? If not, thank you very much. The next report is from, I believe the Real Estate Division, we call on Jon Amores."

Jon Amores: "Thank you Mr. President, Mr. Speaker, and members of the Committee. Jon Amores, I am the Executive Director of the Real Estate Division. I have sent to the Committee two days ago, what I hope to be a full response of two questions raised last month. And, one which occurred at the committee meeting, and one was just an overview of tenants, primarily Commerce tenants, that were on campus in Buildings 6 and 4 that

have now moved to Building 3. It is more of an overview, I think which spurred from some of the items in the report that only mentioned a couple of the Commerce agencies. So, now there is an overview that now mentions all of the Commerce tenants. The second item I provided to the committee was in response to a letter request which was simply to provide a listing of the furniture purchases that were made for Building 3 and that has also been provided. I did in my letters, provide somewhat of a caveat, in that the Real Estate Division assists with space planning, almost a liaison between GSD that does the construction for Building 3 and the agencies that are anxious about moving in... where are the offices?... where are the conference rooms?... we help plan that space, but we do not make particular purchase decisions or have the authority to kind of direct people in that regard. That is the prerogative of the agencies themselves. So, my caveat was that the specific inquiries related to those issues, the questions may be best addressed to the specific tenant. But, other than that, I have sent the information to the committee regarding furniture purchases of the tenants that have lived in Building 3.”

President Carmichael: “Thank you. Are there questions of Mr. Amores? Delegate Nelson.”

Delegate Nelson: “Thank you Mr. President. Thank you, Jon. There has been a lot written recently about a dispute between Bridge Valley and the Tech Center. What is your involvement, if anything, as to negotiations...”

Jon Amores: “I am pleased to say in a selfish way that our involvement is nil. In that that is a difficult situation. In an unselfish way, it is difficult...it is a contractual arrangement by statute we are exempted from. The Real Estate Division does not deal with higher education. It’s all supposition as to what we would have done in that instance and there is no reason to go into that. But, to answer your question in short form, the Real Estate Division is exempt by statute and was not involved in that situation.”

Delegate Nelson: “Thank you. Thank you, Mr. President.”

President Carmichael: “Further questions? Senator Ferns.”

Senator Ferns: “Thank you Mr. President. Jon, thank you for the information that you provided and I have heard your caveat, so, I have some questions here, and at any point you want to defer that is fine, but I wanted to go through these tenants one by one because based on the information provided we see some very serious increases in rent and so I will just go through them here. Looking at the Division of Labor it says that it increased its square footage by about 6,000 square feet which is nearly doubling over the previous space. I know that that amount came out to over about \$244,000.00 in annual rent but I noted there that they said that they needed to make some improvements in the interview processing area and also they intended to hire more staff. And, I was just wondering if you had any idea how many staff they are planning to hire if they are doubling the size of their space?”

Jon Amores: “It’s not a lot, in terms of staffing, they are looking at 3-4, so that’s not the primary reason. Some of my information is a little bit anecdotal during my time there in the barrell as Deputy Secretary of General Counsel of Commerce so I will tell you that the primary reason is that they were just on top of one another in Building 6. So, I need to make sure that this not an exception to what I am about to say...but I think that is one general example of where an agency was just bursting at the seams, so to speak. And, the additional space was needed. I guess just the sardine factor, the fact that they were kind of reluctant to add additional staff that were needed and then they needed room for the general interviewing rooms also contributed to that increase. At the end of the day, what you see and what is memorialized in the lease is what it is. But, before we get to that point, there were all kinds of discussions from the agency on how much space they could afford...it’s from \$11 to \$19, that is obviously a jump. So, they made this decision, I guess, consistent with what they could do, but no doubt, it is increased in both cost and size and part of the reason is that they were just on top of each other.”

Senator Ferns: “And, you made a good point about the budgetary concerns...what they could handle and the going up of \$150,000 in annual rent seems significant to me and I will get to that point once I get through all of these agencies. I will move on to Workforce West Virginia and I noticed here that they are actually decreasing their square footage by 23,000 square feet, but they are actually going to pay about a \$120,000.00 more a year. Can you explain the rationale behind cutting that much square footage and increasing the rent?”

Jon Amores: “Well, it is the total amount of rent that is paid that’s more like something where we are moving from a building that had, shall we say, not quite class A space in Building 6 to really an outstanding building that is price marked appropriately. But, that involves a spread, whether you are at \$11.00 in Building 6, which I will leave the specifics to GSD, but, the last meaningful improvements of that Building can be counted in terms of decades. Anytime anything is done to that building, you are getting into a whole deal with a current mid-century type building with asbestos abatement. So, with that building comes all sorts of problems, and in essence has been difficult to renovate in decades. So, you went from a \$11.00 a square foot building to a \$19.00 a square foot building and if any one thing had to sum up the increases, across the board, is that the space is now an outstanding space, priced appropriately and that counts for the increase.”

Senator Ferns: “You made a good point there. And, what is going to be done with the space that is being vacated?”

Jon Amores: “That to some degree is a burden. We share the burden under DOA, but that is a true challenge that General Services has to bear and we work with them in essence by helping them backflip. What we do within the Real Estate Division, we find tenants out there because we don’t want to leave campus buildings unoccupied. So, whenever leases expire, we try to see if they can be moved into Building 6 and Building 4, which Workforce has to be vacated. So, our job is to try to find appropriate tenants. But, in terms of what needs to be done before we get to that point, we work with General

Services and they will have to function within their budget, ultimately funded by this Legislature, to do the renovations needed to bring it up to...I don't know if it is a code issue...or compliance issue, but certainly up to standards needed when you have carpet that is three decades old."

Senator Ferns: "And, is it anticipated that once those improvements will be made, and compliance issues and code are met, that the rent for the new tenants will be increased?"

Jon Amores: "Yes."

Senator Ferns: "Okay, would it have not been possible then to do those improvements in increments in that all of those tenants are now moving into buildings that are closer to the market value of \$19.00 a square foot? I mean, could the rent have been increased and those improvements been made... you know we are talking about workforce rate that has now that has cut their square footage by 23,000 square feet. Was that option considered to increase the rent and make the necessary improvements? You are saying that we are now going to increase the rent for the new tenants."

Jon Amores: "I would leave it to General Services and to the Finance Committees of the respective legislative houses to determine whether an increase in rents would immediately translate into the amount of funds sufficient to do multi-millions of dollars of improvements in the buildings and the process by which General Services decides Building 4 first, Building 6 first, and so, I am going to defer the answer to the question. I know in terms of the Real Estate Division, it is certainly a lot cleaner. And, I don't mean that in terms of being easier, I mean cleaner in terms of understanding from a Legislative perspective, from a public's perspective, that the buildings be improved and once those visible improvements are done the rent is increased. It is easily understood as to why the rent is increased as opposed to sitting in a sub-standard building and paying \$17.00 a square foot because those improvements are coming or would be done in five years..."

Senator Ferns: "I guess the improvements will now be done prior to a new tenant being moved in that you are saying, so, the alternative scenario could have been to make the improvements as we are going to do anyway and then raise the rent once they are completed. But, I will move on. The Division of Personnel, I see here that they have increased their square footage by about 792 square feet and their annual total rent has increased by almost \$200,000.00. Again, that's just a change in market value."

Jon Amores: "Yes. Change in the per square foot rate. I mentioned in the last committee meeting that it is \$19.00 a square foot. By market, we mean that \$19.00 a square foot for that space...full service... is frankly it's market trending to low. Downtown, other class A space you would have to work hard to find space under \$20.00 a square foot full service. But, our goal was not to reach the upper ends of any market but we simply brought statutory charges to make sure that it could be justified as a market rate. So, \$19.00, for full service, in the Real Estate Division's estimation, is entirely defensible and reasonable for a full service estimate."

Senator Ferns: “And the Development Office looks like they have increased their square footage by about 16,000 square feet which again, it’s about doubling the size of their current space. Do you know the reason why that increase in the square footage?”

Jon Amores: “It’s primarily because at the end of the day, the renovations in Building 3 were done for the benefit, with all due respect to all of the other tenants, and maybe forgive my bias as a former Deputy Secretary of Commerce... I mean the terms of Building 3 were put on a pedestal, and the Development Office and Commerce, in particular, have the space to be an effective part of how we market West Virginia, both at home and abroad. And, so the reason I am telling you all of that, is that is the logic that went into occupying the most space, having the most ambitious plans for that space knowing that it would be put to the most ambitious use. Having said all of that, I know that Commerce folks are behind me and specific questions as to why might be better directed to them. It is entirely consistent. It is unsurprising that Commerce has the most space and pays the most because from day one, it is my understanding that they need it the most and would benefit the most.”

Senator Ferns: “Ok, I appreciate that and I understand all that. I guess the reason I am struggling a little bit with some of these numbers is that in the difficult budgetary times that we have been experiencing, we, the Legislature, hear time again that agencies are cut to the bone. They cannot handle any more cuts. Any time that the Finance Committee has an agency called in front of them that’s the response we typically get. We are looking at across the board here over \$1.1M increase in annual rent. In your other letter, you indicated that there was over \$3M in new office furniture being purchased and I guess that’s the reason for me wanting to look at this closely because of the concerns we hear about budgets being cut too much. As far as furniture goes, looking through the list that you have provided, was there anything...I mean there are over 300 keyboards here...was there anything that was brought over from the previous building? Was every piece of furniture and equipment purchased new?”

Jon Amores: “There were things that were brought over. I will have to let the specific agency know which items were reused, folks from technology, from a furniture standpoint. There are things that could not be brought over. Some things...I am at a little bit of a learning curve myself on some of the furniture. Some of the furniture...what I would generally call cubicle furniture...once you break it down, the cost and expense of moving them and reinstalling them, cost as much as an all new cubicle, never mind that they looked beat up anyway. So, there is a certain economic reality...again, I am not saying that they are cheap but the usual degree of effort to break them down and move them sometimes weigh against bringing them over for the same or less, you could buy new furniture. Having said all of that, yes, after assessing the cost, there was no other element that poked people more than the rate, obviously, that stands out and the agencies having to deal with that drove a lot of the decision about can we use all of the furniture? Can we use all of the equipment?”

Senator Ferns: “Ok, thank you. Mr. President, I saw the Secretary nodding, and I would like to give him a chance to come up and respond to that if he would like to. But, that is all that I have for Mr. Amores.”

Jon Amores: “Thank you.”

President Carmichael: “Thank you Senator Ferns and with leave of the committee, Mr. Thrasher would you come forward?”

Secretary Thrasher: “Thank you Mr. President, members of the committee. I appreciate your questions Senator Kerns. I think that they are spot on.”

Senator Ferns: “It’s Ferns.”

Secretary Thrasher: “Senator Kerns, I’m sorry.”

Senator Ferns: “It’s Ferns.”

Secretary Thrasher: “You make me nervous. I inherited that building, we inherited that building. It’s a judgment call whether the building should have been moved or not. If it had been my judgment, given the financial times we have had, I wouldn’t have done it. Nevertheless, it was done. On my arrival, I realized how nice the building was. I thought it was awfully nice. It was too nice. So, we aggressively worked as to how could we address this in the most cost effective way possible. And, we were going to move all of the furniture. It’s not easy and it’s not cost effective to move furniture. It seemed to me you could have done it. But, when you really sit with the rules and regulations that Secretary Myers has to live with, in terms of how you go about doing that, is a monumental task. We did substantially increase the office per square foot. At one point we asked our communications division which is located in Dave Warner’s building up at Northgate, to be moved in with us. We felt like it was important to have everybody we could under one roof. So, for just the efficiency of operations we moved them in. That’s the reason for the substantial square footage increase. A lot of the existing furniture we did not move over, but so you know, the existing furniture that was left over in the buildings it is my understanding will be utilized. So, it is not like it is going to get pitched and gotten rid of. And, then lastly, we have the eighteenth floor which is an exquisite space and we pulled offices out of there and we further concentrated the offices we had on other floors so we could create an open marketing space for everybody in government, because it is the eighteenth floor, it is an exquisite building at the Capitol and it should be utilized by everybody in state government. We do want you to recognize that this rate increase gives us less money to deal with the important issues we have in one space compared to what we are billed for. I am going on record saying that we have been ham-strung to the addition to some extent by the addition and expenses. But, I think we have been good stewards in this.”

President Carmichael: “Questions of Secretary Thrasher? Senator Ferns?”

Senator Ferns: “Thank you. I appreciate your comments and I fully understand that you inherited this situation. I don’t have a question, but would just like to make a comment. It was before your time. The reason some of this is a little bit frustrating to me which I have already alluded to, but, a couple of years ago, the Legislature reduced funding to the Department of Forestry by \$1.7M and the Department of Commerce at the time laid off 37 people and blamed those lay-offs on the Legislature and reductions in funding. And now, here we are a couple years later seeing \$3M in furniture and \$1M in new rent, so, I just wanted to express my rationale for those questions.”

Secretary Thrasher: “Those are good questions. But, since you brought it up, in Forestry, we hired most of those foresters back. Forestry has gone from generating to about \$2M bucks a year to about eight to ten greater than that.”

Senator Ferns: “Thank you Secretary Thrasher.”

President Carmichael: “Any other questions for Secretary Thrasher? Delegate Boggs.”

Delegate Boggs: “Thank you Mr. President. Mr. Secretary, you mentioned the foresters. How many of those that were laid off actually came back to work? Did you fill the position or did you bring them back?”

Secretary Thrasher: “Just shooting from the hip, we tried to bring everybody back, the specific people that had been let go and I think we got like, maybe, two thirds of them. Some of them drifted off to do something else.”

Delegate Boggs: “A lot of people didn’t have the luxury to wait around.”

Secretary Thrasher: “We felt very fortunate to get the two thirds back that we did. They were already trained, I like what they do and...”

Delegate Boggs: “Yes, I agree. Forestry was indeed fortunate to be able to get back to the fact after the way it all came down. It was very important.”

Secretary Thrasher: “I would like to tell you that that agency is a whole new agency and it is going in the right direction. It’s got a great staff, they are enthusiastic, they are going to be doing eight times what they did last year and twelve times this year what they did this year. So, that’s an agency that is really functioning. I couldn’t be prouder of them.”

Delegate Boggs: “Thank you.”

President Carmichael: “Further questions? Speaker Armstead.”

Speaker Armstead: “Actually, Mr. President, my question will be for Mr. Amores.”

President Carmichael: “Before Secretary Thrasher goes, I think some of us heard the eighteenth floor? On that building?”

Secretary Thrasher: “Yes.”

President Carmichael: “So, ok, just for clarification. Other questions? Alright, thank you. If Mr. Amores would approach the podium?”

Jon Amores: “We are on our way Mr. Speaker. Thank you for your patience.”

Speaker Armstead: “My question is general, going back to Building 3. Are we paid now for the renovations to that building? Do we still owe for renovations? What is the status of the funding that the State has put in for this refurbishment?”

Jon Amores: “We have paid for it in that sense we are financing it with the bond issue.”

Speaker Armstead: “Ok.”

Jon Amores: “But, I guess in that sense, we haven’t. I mean our rent goes for that but I would defer to the folks on the construction and financing side. As to the financing side of that, as to the exact amount of that, our charge on the real estate side was to identify the appropriate rate and help with space planning. But, to answer your question, no, as it sits there, it’s not paid for.”

Speaker Armstead: “How long are those bonds?”

Jon Amores: “I don’t know. I am not sure. I would have to have someone look at that.”

Speaker Armstead: “Here is what I’m getting at. We are talking about payment to one agency to another state agency.”

Jon Amores: “Yes.”

Speaker Armstead: “And what I’m trying to figure out is what does that do to the overall budget of our state. Is that additional money that we are going to have to come up with to fund this space, the real space, and I’m not just talking about the furniture at this point, I know that the furniture is something that we will have to come up with traditional funding... or those agencies will have to absorb in their existing budget.”

Jon Amores: “Right.”

Speaker Armstead: “But, as for the space, some may think it is really not an increase, but, it appears to me that it is an increase in terms of the money that the state is going to have to come up with.”

Jon Amores: “Well, I don’t know if that is money that the state is going to have to come up with but it’s a real live increase and I think Secretary Crouch alluded to it. Is it a net wash? I wouldn’t say that necessarily, but the intent is that an agency has to spend more on the budget than it previously had for rent. And that would be to the exclusion of what would otherwise the money would be spent for, services, what have you. Honestly, we can’t disagree with that in that we are in an economic reality where we are at competing interests...where our statutory charge is to provide for a market rate. Also, this qualifies as something that’s also before my time, that’s entirely appropriate, that the Real Estate Division has been tasked by the Legislative Auditor and others, folks that have reviewed the rents, to, in essence, move to a market rate because the failure to provide that market rate affects financially the monies of General Services. In other words, General Services and DOA generally have been tasked for all of these buildings out here to maintain and we don’t have the revenue needed to upgrade them. So, even if I came to this situation, it’s mine now because I am the Director. So, here we are needing to maintain these buildings with massive HVAC upgrades and roof repairs, and we don’t have the funds. And it’s been noted by third party folks, that have looked at this, as well as internally, that revenue needs to be generated. If you are going to make the decision in your wisdom to purchase a building, even though that building might be thirty years old, you now have the duty to maintain it. We don’t have any primary way other than the appropriations of the Legislature, the primary ways revenue is generated for the maintenance of some of these buildings is through rent. So, it’s a push and pull. Of course, the agency rightfully feels pinched, so we have looked for a happy medium, and I used the word happy sometimes very loosely.”

Speaker Armstead: “The amount that you are getting in rent...how would you characterize that in terms of the amount needed both to pay the debt service on the bonds that were funded for this and the main payment on the building? Is it adequate? Do you have any sense of that? Is it not enough?”

Jon Amores: “I will say that, as you might imagine, you don’t get another bite at the apple when we are asked to set an appropriate rate...now I wasn’t given specific privy to...I wouldn’t know to the dollar what the debt service on the building was and frankly I think that is good. We don’t necessarily need to know that to drive our rate decision. We need to externally come up with what is a fair rate. It’s almost like let the chips fall where they may. The \$19.00 is an independent analysis. Having said that, we know that we can’t come back in a few years and say, ‘well, you know \$19.00 was a little shy and needs to be more like \$21.00.’ So, the point is, it is my understanding, and from what we have discussed in going forward...minding that tenants have just moved in and the \$19.00 and the revenue generated therefrom is sufficient in debt service and maintenance. And, if it isn’t some of that is General Services’ cross to bear.”

Speaker Armstead: “Alright. Is the building now fully occupied?”

Jon Amores: “To the degree that tenants are in the space, yes. Everything from the top floor to the basement. We had to sort out a little friendly tussle between agencies who

were fighting over storage space in the basement. So, from top to bottom, it's subscribed, there are leases in place, people are moved in, I speak generally as the Director, things tend to come to me, but nothing has come to me that is super bad, maybe some small moving in bumps and bruises, but everyone is in, everyone is pleased and on the DOA side, OT and GSD have worked hard to make sure that the move in is going as smooth as possible."

Speaker Armstead: "Alright, thank you."

President Carmichael: "Further questions? Senator Karnes."

Senator Karnes: "Thank you, Mr. President. The rent on Building 6 goes to service the bond?"

Jon Amores: "Building 3."

Senator Karnes: "Building 3."

Jon Amores: "Yes, the old DMV Building."

Senator Karnes: "The old DMV Building."

Jon Amores: "Right."

Senator Karnes: "I'm sorry... the new building is Building 3."

Jon Amores: "Building 3, that's correct."

Senator Karnes: "And the old building is Building 6?"

Jon Amores: "Yes."

Senator Karnes: "So, on Building 3, the rent is going to pay the line."

Jon Amores: "That's correct."

Senator Karnes: "So, where does the rent go on Building 6?"

Jon Amores: "To General Services, to the maintenance and upkeep of the campus buildings. And, to the utilities. What typical rent would go to the utilities and maintenance, etc....but there wasn't...I will be happy to stand corrected if someone wants, but as I understand it, there is no debt associated with any of those old buildings."

Senator Karnes: "To my point, I think, part of the question I am hearing is how does this affect the overall budget of the State of West Virginia? So, on Building 6, the money

was coming to the state...to a state agency anyway...and it would theoretically offset what we have to bring into the General Fund to run that state agency. But, on Building 3 now, the rent is going to go to bond holders primarily, from what I am hearing. And, so, money that was flowing to the State is now going to be solely flowing to bond holders.”

Jon Amores: “It’s not solely...”

Senator Karnes: “I understand.”

Jon Amores: “Maybe I was too blended in my answer to the Speaker’s question. The rate we set for Building 3 is attempted to cover both debt service and maintenance. But, it would obviously be a bit lower, but that building requires less money to be maintained.”

Senator Karnes: “But, my point is that this is going to have an effect on the budget, even though I was hearing the argument made that the overall bond holders that the rent is going to... the effect is going to be that the building that is occupied and generating revenue directly to the state in its entirety is now not going to be occupied to the extent that not everybody is moving out...but the new building, the rent from that, is not going primarily to the state but primarily going to bond holders. This will create a very direct effect on the general revenue fund, eventually, because of this switch. To the issue that the agency is paying a higher rent across the board, the money is also not coming back into a state agency...to your agency, for managing real estate. There is going to be problems that goes beyond that arise on the other end.”

Jon Amores: “I suppose to the degree that there will be no tenant in there for a while. If no tenant is paying rent that’s the case, but, that’s always going to be the case when someone moves out. Our plan is to have that back filled as soon as possible and to address the situation that you are talking about which is that we just lost \$11.00 a square foot on x number of square feet, then we need to back fill that, and yes, that is part of our charge.”

Senator Karnes: “Will the improvements made in the building be net funded such as when we do move new tenants in, the rent will be coming to the state, instead of a bond holder.”

Jon Amores: “There will probably be a portion that services the debt and the portion, that we have always had, to service the maintenance and upkeep needed for the buildings.”

Senator Karnes: “Ok. Thank you.”

Jon Amores: “Yes Sir.”

President Carmichael: “Further questions? Further questions? Delegate Nelson.”

Delegate Nelson: “Thank you, Mr. President. I’m not sure if this is for Jon or the other John, but the update on the capitol?”

Jon Amores: “I prefer that is for the Secretary.”

President Carmichael: “We enjoyed your presentation.”

Secretary Myers: “Mr. Chairman, that RFP/RFQ that has gone out to bid and is in its first initial stage at this time. We haven’t received the bids back yet.”

Delegate Nelson: “Locally, I know we read different things in the paper, but can you give the committee just a broad overview of what you have seen or heard as it relates to the initial review of damages and the expectations?”

Secretary Myers: “I can just lay out the project as I know it. The problem initially occurred as a result of water. As you may have seen, outside the building here, when the paint started peeling and all of that. What may have caused that initially was that our drainage pipes when it was designed, the water was seen as penetrating that outside dome. It would come into these drains and then carry it away. A lot of those drains are in the walls and are not visible or to be seen. And, the engineer that did the review for us feels that one of the pipes, particularly east of the rotunda burst predisposing us to the elements we had. When the snow and ice that burst the pipes, it allowed the water to start penetrating the tile and wall that was there. Over a period of time, that wall and the water continued to penetrate it and then it got to the plaster and then to the paint and then what we saw on that side. There’s also a failure of the support system. As you know, the internal dome and what we see from the outside are not necessarily made out of the same things. The inside is supported by a series of cables that hold it up and the tensioning system that was put in over a long period of time is also cables. So, part of the reconstruction and repair of that is to put a tensioning system in to support that internal dome that will allow us as General Services, to make those adjustments and to keep that in a state so that is not going to be a danger to anybody.

Delegate Nelson: “So, obviously you have set aside a certain amount of money in this budget, in our current budget, do you care to comment on this?”

John Myers: “We had a little money in funds right now, but until all of the bids are in we are only guessing.”

President Carmichael: “Thank you. Further questions? In the interest of time, this meeting is scheduled for an hour we are going to let it run over a little bit. Also, for benefit of the members, Danielle Boyd with Lottery is here and Mark Muchow with Revenue is in the audience. So, prior to proceeding to the other reports does someone have a question for lottery or revenue? If so, Daniel, if you would approach the podium and state your name.”

Danielle Boyd: “Good morning, my name is Danielle Boyd and I am the General Counsel for the West Virginia Lottery. I recognize Delegate Nelson.”

Delegate Nelson: “Thank you Mr. President. Thank you, Danielle. The question...we did pass limited video lottery legislation this past session.”

Danielle Boyd: “Yes.”

Delegate Nelson: “Can you provide us with just a brief update, on our first two months, what that may have generated revenue wise, what that has done location wise, as well as the machines?”

Danielle Boyd: “Absolutely. I am glad you asked that Mr. Finance Chairman, because I actually got some good news in the gloom and doom of most states in the finance world. LVL is up, I’m sorry, we use a lot of acronyms at lottery...limited video lottery revenues are up 3% from last year. We have reduced the total number of locations from 3,163 to, I believe, is 3,007 the last time I looked at it. So, we have managed to increase revenue by 3% and also reduce the number of locations by closing the low performing locations and moving the other machines into higher accommodating locations. Additionally, we have completed the additional permits that was required by HB 3106. We have bid out an additional 587 permits. In bidding those out, the total amount of money that we grossed was \$1,805,919.00. We had an average bid of \$3,097.00 and the high bid was \$7,540.00. And so, we are working to, with our licensees, that they all have permits to get placed as soon as possible. And with those operators that have additional machines in storage or warehouses that have placed their orders with the manufacturers to purchase new machines in new locations. So far, we have been very encouraged with what we have seen from that and believe it will continue to get better and better. As of September 7, 2017, we had 263 locations that were up. So, out of roughly...actually, I’m sorry Mr. Chairman, I have inverted my numbers. The total number of locations we had was 1,363 and not 3,000. I’m sorry it was 1,363 at the time that the bill passed and it is down to 1,301 now.”

Delegate Nelson: “1,163 down to 1,301?”

Danielle Boyd: “1,363. I’m sorry, apparently basic math is difficult for me today. I do apologize. 1,363 down to 1,301.”

Delegate Nelson: “Ok.”

Danielle Boyd: “So, we are at 1,301 and out of the 1,301 locations total, 263 currently have more than five machines.”

Delegate Nelson: “Thank you. Thank you, Mr. President.”

President Carmichael: “Thank you, Danielle. Other questions? Delegate Boggs.”

Delegate Boggs: “Thank you, Mr. President. Danielle, of the permits, do we have new locations that have gone in in regard to your report?”

Danielle Boyd: “There will be. There will be a handful. There were a certain number of licensees that bid for additional permits, so that they could expand to new locations that they had a location in mind, or that they wanted to develop those locations, but, there were not a significant number of our existing licensees that did that. They mostly...they bid on permits to expand their existing operations in the places that they thought would be beneficial because of the performance and the volume of customers that they had coming in and out. But, overall, I would say that we might see the number of locations take up a little, but, we also haven't seen a lot of the other ones that we anticipate closing in order to move the machines out to some other locations. The bill took effect July 1, so we have only been...it's been about two and a half months... so these are just the results and what we have seen in the first couple of months of it.”

Delegate Boggs: “When do you expect to have a list that is accessible of all of the locations, including the new locations?”

Danielle Boyd: “There is our bid list that is available so that you can go in and see who bid on the number of permits on the lottery's website. But, we also have the location information available of the ones that currently have more than five in play. We can provide that information to the Committee at any time and provide updated lists in whatever frequency that you might want.”

Delegate Boggs: “Mr. President, I would just like to have a copy, electronically would be fine.”

President Carmichael: “Your request is well placed and we will get a report for that and distribute it to the Committee. Thank you.”

Delegate Boggs: “Thank you.”

President Carmichael: “In the interest of time, are there any other questions? There was a deferred question for Secretary of Revenue, for Mark Muchow. Mark, if you would approach the podium?”

Mark Muchow: “I'm Mark Muchow, Deputy Secretary of Revenue.”

President Carmichael: “I recognize Senator Karnes for a question.”

Senator Karnes: “Thank you, Sir. Mark, we recently made some changes on our gasoline taxes and so on, as we are all aware. But, I am kind of curious if you have seen first, an effect and second, do you have any way to quantify yet what we have seen, because of the hurricane and stuff down in Houston and so on, a 25-30% jump in price

of gasoline? Some of those taxes are based on a percentage, so if the price of gasoline goes up, would revenue also go up?”

Mark Muchow: “Not in West Virginia. Even though the tax is actually fixed on an annual basis, so regardless of whatever the price change might be, the overall comp tax would be about the same. The price increase hasn’t been significantly enough, I don’t think, to affect behavior but would drive consumption lower. It could actually hinder revenue, as opposed to the other way around. In terms of the collections, we only have about two months in, and through the month of August the actual collections for this fiscal year for the motor fuel tax, we are running about \$8.3M ahead of last year. On a full year basis, we are expecting somewhere around \$49M. Part of that, the first collection of that, really didn’t occur until the end of August and we also have a little carryover on our revenue, due at the end of June. Unexpectedly, the carry over revenue is a little more than expected so that also bumped the numbers up. So, as far as we know right now, we are running on schedule related to that tax change that occurred July 1, and again these price increases will have no impact on the recent price increases. There will be no impact on tax revenue, it’s static, it is based on cents per gallon, and it will also have no impact on next year’s calculations either. It would have to be a catastrophe well beyond what has occurred before we would ever get into the neighborhood of...”

Senator Karnes: “What would the running average price be?”

Mark Muchow: “The average price will remain below the minimum until January 1 gets here.”

Senator Karnes: “Thank you.”

President Carmichael: “Thank you. Further questions for Secretary Muchow? Ok. Thank you, Mark. In the interest of time, I am going to ask if there are questions of Cindy Beane at the Department of Health and Human Resources. Cindy, if you would approach the podium. State your name.”

Cindy Beane: “Cindy Beane, DHHR Bureau for Medical Services.”

President Carmichael: “Delegate Boggs. Right now, I recognize Delegate Boggs for the question that I know is coming.”

Delegate Boggs: “Thank you, Mr. President. I could probably ask this one in my sleep. But, anyway, Cindy, thank you again for being here. At the last meeting, I asked you about some figures that were provided to the West Virginia Medicaid ACA Quality Improvement Advisory Council back earlier in the summer. And, I quoted those numbers and I received this chart which is virtually the same chart of the numbers that I requested. Can you give us an explanation of this chart and I am going to ask you about the reductions?”

Cindy Beane: “Sure. So, what the Committee had asked for last time is that waivers are

done on a five year plan. We have a set number of finances for our waiver programs and so, those numbers don't increase. So, we have to predict what we will be able to spend in that five year period. So, with mental contemplation, those numbers go down every year. However, like I said last time, if there are additional monies appropriated to that program or different numbers appropriated to that program then we can always increase those numbers."

Delegate Boggs: "Okay. So, the ADW waiver, the IDD which is not changing, and in the third category is TBI?"

Cindy Beane: "Yes, so, we had a small waiver for Traumatic Brain Injury."

Delegate Boggs: "Okay. But, those are reducing slightly but it's a smaller number overall?"

Cindy Beane: "Yes. It's a small program. So, if you notice the program starts at 74 and by the end of the five years, it goes down to 59. Based on this, what our finance people do, is they look to see, look at the growth of that program, and how much we will be able to fund at the end of the five year period with that same amount of money."

Delegate Boggs: "Just very briefly, I just want to go back to the ADW program because from what I am hearing the assumption is, or at least determined within the DHHR, there are no intentions to increase or request more money at this point. You are just looking at what you have available today and then reducing it based on inflation. Am I correct on that?"

Cindy Beane: "So, what we have to do is that we have to put that application in at the beginning of every five years. So, just to give you some history and kind of go back to what our current five year was. But, with regards to...if you look previously, back to like years 2014 and 2015, our application had said 6,275 slots, but what we ended up serving was 6,409 slots because we were able to find additional funds. And, in 2015, our application, when you look at that five year application, said 5,864 slots but by the end of 2015 we were at 6,464 slots. So, although the application for 2020 says 5,180 slots, if in 2020 there are funds, we can request additional slots for members."

Delegate Boggs: "Well, I think that you understand that when people see this, when there is already a waiting list, that sets off a lot of alarm bells and whistles for people who have been waiting for a long period of time. Now, I know that the list would reduce substantially when you took out the people who were medically eligible, but then they were not financially eligible, so that did reduce it. It seems like going down to this level that considering it is a three to one match and one that saves the State a considerable amount of money and keeps people at home versus in a nursing facility, when appropriate, I would hope that there would be the will for DHHR and the Governor's office to come to the Legislature and if more funds are needed and more slots are needed, which I suspect there will be, to at least make that request. Because, I beg to the Speaker

and the President, I don't think there has ever been a time that we have failed to provide the amount of money that has been requested. It's the fact that enough has never been requested to meet the need. So, this is a very vulnerable population and I would just hope that we would keep that at the forefront and be able to have assurances to the folks we serve that we are not going to necessarily let this 5180 figure be etched in stone, because that is very frightening to a very vulnerable population."

Cindy Beane: "I agree with you Sir, and I just want everybody to be aware that it is never etched in stone because as more funds become available, we can add slots."

Delegate Boggs: "Thank you."

President Carmichael: "Thank you. Are there questions of Stacey Shamblin and CHIP? If not, are there questions of Craig Slaughter at Investment Management? If not, are there questions of Allan McVey of Worker's Comp? Other business? I recognize the Speaker for a motion."

Speaker Armstead: "Mr. President, the Parks and Recreation Natural Resources Subcommittee requests approval to the on-site visits to the Elk & Wildlife Management Area/Tomblin Wildlife Management Area, located in Logan County on October 16, 2017 during October Interims. I move that the Committee approve reimbursement of expenses related to that visit."

President Carmichael: "Questions on the motion? All in favor say aye, those opposed no. The ayes appear to have it, the ayes do have it. I declare the motion adopted. Further business? If not, I recognize the Speaker for a motion."

Speaker Armstead: "Mr. President, I move that we adjourn."

President Carmichael: "Motion that we adjourn. All those in favor say aye, those opposed no. The ayes appear to have it, the ayes do have it, I declare the meeting adjourned."

WEST VIRGINIA LEGISLATURE

Office of the Legislative Auditor



*Budget Division
Building 1, Room 314-West Wing
1900 Kanawha Blvd. East
Charleston, WV 25305-0590*

304-347-4870

October 4, 2017

Executive Summary WV Lottery, Unemployment Trust, General Revenue and State Road Fund

- West Virginia Lottery as of August 31, 2017:
Gross profit for July 2017 - June 2018 was \$83.7 million.
- West Virginia Unemployment Compensation Fund as of August 31, 2017:
Total disbursements were \$9 million lower than last fiscal year. Overall ending trust fund balance was \$32.5 million higher on August 31, 2017, than on August 31, 2016.
- General Revenue Fund as of September 30, 2017:
The general revenue collections ended the third month of fiscal year 2017-2018 at 99.3% of the estimate for the year.
- State Road Fund as of September 30, 2017:
The state road fund collections ended the third month of fiscal year 2017-2018 at 101.1 % of the estimate for the year.

WEST VIRGINIA LEGISLATURE
Office of the Legislative Auditor



*Budget Division
Building 1, Room 314-West Wing
1900 Kanawha Blvd. East
Charleston, WV 25305-0590*

MEMORANDUM

To: Honorable Chairmen and Members of the Joint Committee on
Government and Finance

From: William Spencer, CPA
Director Budget Division
Legislative Auditor's Office

Date: October 04, 2017

Re: Review of West Virginia Lottery Financial Information
As of August 31, 2017

We performed an analysis of the Statement of Revenues, Expenses and Changes in Fund Net Position for August 31, 2017, from monthly unaudited financial reports furnished to our office by the West Virginia Lottery Commission. The results are as follows:

Lottery Revenues:

Gross lottery revenues are receipts from on-line games, instant games, table games and video lottery. These gross receipts totaled \$95.3 million for August 2017. Table games accounted for \$3 million of this total. Historic Resort Hotel video lottery and table games accounted for \$511 thousand of total gross receipts. Gross lottery revenue has increased by 6.7% when compared with August of fiscal year 2016-2017. This number does not include commission and prize deductions. Gross profit (gross revenues minus commissions and prize costs) for August was \$42.5 million; for August of last fiscal year it was \$39.7 million. Expressed as a percentage, gross profit is 7% higher for fiscal year 2018 than for fiscal year 2017.

Lottery continued

Operating Transfers to the State of West Virginia:

A total of \$81,519,000.00 has been accrued to the state of West Virginia for fiscal year 2017-2018. This is on an accrual basis and may not correspond to the actual cash transfers made during the same time period. Amount owed to the different accounts according to the Lottery Act are calculated monthly and accrued to the state; actual cash transfers are often made based upon actual cash flow needs of the day-to-day operation of the lottery.

A schedule of cash transfers follows:

State Lottery Fund:

Bureau of Senior Services	\$39,364,000.00
Community and Technical College	\$1,000,000.00
Department of Education	\$9,085,000.00
Library Commission	\$5,764,000.00
Higher Education-Policy Commission	\$3,519,000.00
Tourism	\$2,955,000.00
Department of Natural Resources	\$1,554,000.00
Division of Culture and History	\$2,186,000.00
Department of Education and Arts	\$479,000.00
General Revenue Fund	\$0.00
Economic Development Authority	\$1,999,000.00
School Building Authority	\$3,600,000.00
<u>SUBTOTAL BUDGETARY TRANSFERS</u>	\$71,505,000.00

Lottery continued

Excess Lottery Fund

Economic Development Fund	\$3,798,000.00
Higher Education Improvement Fund	\$3,000,000.00
General Purpose Fund	\$4,720,000.00
Higher Education Improvement Fund	\$2,106,000.00
State Park Improvement Fund	\$363,000.00
School Building Authority	\$3,799,000.00
Refundable Credit	\$374,000.00
WV Racing Commission	\$145,000.00
WV DHHR	\$0.00
Teacher's Retirement Savings	\$0.00
Division of Human Services	\$26,900,000.00
WV Lottery Statutory Transfers	\$4,581,000.00
General Revenue	\$0.00
Excess Lottery Surplus	\$0.00
WV Infrastructure Council Fund	\$4,104,000.00
Total State Excess Lottery Revenue Fund	\$53,890,000.00

Total Budgetary Distributions:	\$125,395,000.00
Veterans Instant Ticket Fund	\$112,000.00
TOTAL TRANSFERS	*\$125,507,000.00

* CASH BASIS

Lottery continued

Total Accrued last FY 2017:	\$132,693,000.00
Total Cash Distributions FY 2018:	\$125,507,000.00
Applied to FY 2017:	\$125,507,000.00
Applied to FY 2018:	\$0.00
Accrued for FY 2018 as of July 31:	\$88,705,000.00



P.O. BOX 2067
CHARLESTON, WV 25327

PHONE: 304-558-0500
1-800-WVA-CASH

Jim Justice
Governor

Alan H. Larrick
Director

MEMORANDUM

TO: Joint Committee on Government and Finance
FROM: Alan H. Larrick, Director

A handwritten signature in blue ink, appearing to read "AHL", is written over the name "Alan H. Larrick" in the "FROM" field.

RE: Monthly Report on Lottery Operations
Month Ending August 31, 2017

DATE: September 15, 2017

This report of the Lottery operations is provided pursuant to the State Lottery Act.

Financial statements of the Lottery for the month ending August 31, 2017 are attached. Lottery revenue, which includes on-line, instant, video lottery sales, table games, and historic resort, was \$95,293,888 for the month of August.

Transfers of lottery revenue totaling \$79,529,891 made for the month of August to the designated state agencies per Senate Bill 160, Veterans Instant Ticket Fund, Racetrack Video Lottery Act (§29-22A-10), and the Racetrack Table Games Act (§29-22C-27). The amount transferred to each agency is shown in Note 10 on pages 18 and 19 of the attached financial statements.

The number of traditional and limited retailers active as of August 31, 2017 was 1,491 and 1,297 respectively.

A listing of the names and amounts of prize winners has been provided to the Clerk of the Senate, the Clerk of the House and Legislative Services.

If any member of the Committee has questions concerning the Lottery, please call me. Also if any members of the Legislature wish to visit the Lottery offices, I would be pleased to show them our facilities and discuss the Lottery with them.

AHL
Attachment

pc: Honorable Jim Justice, Governor
Dave Hardy, Cabinet Secretary – Dept. of Revenue
John Perdue, Treasurer
J. B. McCuskey, Auditor
Members of the West Virginia Lottery Commission

MEMORANDUM

TO: Joint Committee on Government and Finance
FROM: Alan H. Larrick, Director

RE: Monthly Report on Lottery Operations
Month Ending August 31, 2017

DATE: September 15, 2017

This report of the Lottery operations is provided pursuant to the State Lottery Act.

Financial statements of the Lottery for the month ending August 31, 2017 are attached. Lottery revenue, which includes on-line, instant, video lottery sales, table games, and historic resort, was \$95,293,888 for the month of August.

Transfers of lottery revenue totaling \$79,529,891 made for the month of August to the designated state agencies per Senate Bill 160, Veterans Instant Ticket Fund, Racetrack Video Lottery Act (§29-22A-10), and the Racetrack Table Games Act (§29-22C-27). The amount transferred to each agency is shown in Note 10 on pages 18 and 19 of the attached financial statements.

The number of traditional and limited retailers active as of August 31, 2017 was 1,491 and 1,297 respectively.

A listing of the names and amounts of prize winners has been provided to the Clerk of the Senate, the Clerk of the House and Legislative Services.

If any member of the Committee has questions concerning the Lottery, please call me. Also if any members of the Legislature wish to visit the Lottery offices, I would be pleased to show them our facilities and discuss the Lottery with them.

AHL
Attachment

pc: Honorable Jim Justice, Governor
Dave Hardy, Cabinet Secretary – Dept. of Revenue
John Perdue, Treasurer
J. B. McCuskey, Auditor
Members of the West Virginia Lottery Commission



WEST VIRGINIA LOTTERY

STATE OF WEST VIRGINIA

**FINANCIAL STATEMENTS
-UNAUDITED-**

August 31, 2017

WEST VIRGINIA LOTTERY

TABLE OF CONTENTS

	Page
STATEMENT OF NET POSITION.....	3
STATEMENTS OF REVENUES, EXPENSES AND CHANGES IN FUND NET POSITION.....	4
STATEMENTS OF CASH FLOWS	5
NOTES TO FINANCIAL STATEMENTS	6 – 22
SCHEDULE OF NET REVENUES.....	23

WEST VIRGINIA LOTTERY
STATEMENT OF NET POSITION
(In Thousands)
-Unaudited-

ASSETS	July 31, 2017	June 30, 2017
Current Assets:		
Cash and cash equivalents	\$ 147,074	\$ 156,550
Accounts receivable	33,695	27,533
Inventory	588	553
Other assets	<u>1,498</u>	<u>1,482</u>
Total Current Assets	<u>182,855</u>	<u>186,118</u>
Capital assets	55,751	55,732
Less accumulated depreciation and amortization	<u>(12,053)</u>	<u>(11,953)</u>
Net Capital Assets	<u>43,698</u>	<u>43,779</u>
Total Noncurrent Assets	<u>43,698</u>	<u>43,779</u>
Total Assets	<u>\$ 226,553</u>	<u>\$ 229,897</u>
Deferred outflows of resources	<u>\$ 2,795</u>	<u>\$ 2,795</u>
Total assets and deferred outflows	<u>\$ 229,348</u>	<u>\$ 232,692</u>
Current Liabilities:		
Accrued nonoperating distributions to the State of West Virginia	\$ 125,960	\$ 132,693
Estimated prize claims	15,716	15,621
Accounts payable	1,165	1,404
Other accrued liabilities	<u>33,121</u>	<u>29,588</u>
Total Current Liabilities	<u>175,962</u>	<u>179,306</u>
Deferred inflows	<u>\$ 367</u>	<u>367</u>
Net Position:		
Net Investment in capital assets	43,698	43,779
Unrestricted	<u>9,321</u>	<u>9,240</u>
Total Net Position	<u>53,019</u>	<u>53,019</u>
Total net position, liabilities, and deferred inflows	<u>\$ 229,348</u>	<u>\$ 232,692</u>

The accompanying notes are an integral part of these financial statements.

WEST VIRGINIA LOTTERY
STATEMENTS OF REVENUES, EXPENSES AND CHANGES IN FUND NET POSITION
FOR THE TWO MONTH PERIOD ENDED AUGUST 31, 2017

(In Thousands)

-Unaudited-

	CURRENT MONTH		YEAR TO DATE	
	2018	2017	2018	2017
Lottery revenues				
On-line games	\$ 11,765	\$ 5,544	\$ 17,850	\$ 14,730
Instant games	8,718	8,497	15,771	16,368
Racetrack video lottery	42,366	44,293	89,124	93,241
Limited video lottery	28,906	27,157	57,366	55,807
Table games	3,026	3,443	6,251	7,311
Historic resort	511	416	1,039	697
	<u>95,292</u>	<u>89,350</u>	<u>187,401</u>	<u>188,154</u>
Less commissions				
On-line games	816	385	1,247	1,018
Instant games	610	595	1,104	1,145
Racetrack video lottery	23,244	24,301	48,897	51,156
Limited video lottery	14,164	13,307	28,109	27,345
Table games	1,283	1,459	2,651	3,099
Historic resort	321	182	640	333
	<u>40,438</u>	<u>40,229</u>	<u>82,648</u>	<u>84,096</u>
Less on-line prizes	5,765	2,929	8,998	7,419
Less instant prizes	5,717	5,578	10,348	10,747
Less ticket costs	133	130	230	291
Less vendor fees and costs	768	773	1,465	1,201
	<u>12,383</u>	<u>9,410</u>	<u>21,041</u>	<u>19,658</u>
Gross profit	<u>42,471</u>	<u>39,711</u>	<u>83,712</u>	<u>84,400</u>
Administrative expenses				
Advertising and promotions	506	419	1,050	1,070
Wages and related benefits	792	791	1,434	1,410
Telecommunications	69	67	114	145
Contractual and professional	345	349	619	576
Rental	29	32	57	70
Depreciation and amortization	100	108	200	218
Other administrative expenses	144	147	252	362
	<u>1,985</u>	<u>1,913</u>	<u>3,726</u>	<u>3,851</u>
Other Operating Income	<u>2,231</u>	<u>745</u>	<u>2,378</u>	<u>899</u>
Operating Income	<u>42,717</u>	<u>38,543</u>	<u>82,364</u>	<u>81,448</u>
Nonoperating income (expense)				
Investment income	147	49	326	148
Distributions to municipalities and counties	(566)	(532)	(1,124)	(1,094)
Distributions -capital reinvestment	(23)	(9)	(47)	(20)
Distributions to the State of West Virginia	(42,275)	(38,051)	(81,519)	(80,482)
	<u>(42,717)</u>	<u>(38,543)</u>	<u>(82,364)</u>	<u>(81,448)</u>
Net income	<u>-</u>	<u>-</u>	<u>-</u>	<u>-</u>
Net position, beginning of period	<u>53,019</u>	<u>51,753</u>	<u>53,019</u>	<u>51,753</u>
Net position, end of period	<u>\$ 53,019</u>	<u>\$ 51,753</u>	<u>\$ 53,019</u>	<u>\$ 51,753</u>

The accompanying notes are an integral part of these financial statements.

WEST VIRGINIA LOTTERY
STATEMENTS OF CASH FLOWS
FOR THE TWO MONTH PERIOD ENDED AUGUST 31, 2017

(In Thousands)

-Unaudited-

	2018	2017
Cash flows from operating activities:		
Cash received from customers and other sources	\$ 190,363	\$ 190,824
Cash payments for:		
Personnel costs	(1,435)	(1,384)
Suppliers	(2,076)	(2,836)
Other operating costs	(97,644)	(103,533)
Cash provided by operating activities	<u>89,208</u>	<u>83,071</u>
Cash flows from noncapital financing activities:		
Nonoperating distributions to the State of West Virginia	(125,507)	(123,530)
Distributions to municipalities and counties	(1,105)	(1,105)
Distributions to racetrack from racetrack cap. reinv. fund	(142)	(1,482)
Cash used in noncapital financing activities	<u>(126,754)</u>	<u>(126,117)</u>
Cash flows from capital and related financing activities:		
Purchases of capital assets	<u>(21)</u>	<u>-</u>
Cash flows from investing activities:		
Investment earnings received	<u>281</u>	<u>157</u>
Increase (decrease) in cash and cash equivalents	(37,286)	(42,889)
Cash and cash equivalents - beginning of period	<u>156,550</u>	<u>166,621</u>
Cash and cash equivalents - end of period	<u>\$ 119,264</u>	<u>\$ 123,732</u>
Reconciliation of operating income to net cash provided by operating activities:		
Operating income	\$ 82,364	\$ 81,448
Adjustments to reconcile operating income to cash provided by operating activities:		
Depreciation and amortization	200	218
Changes in operating assets and liabilities:		
(Increase) decrease in accounts receivable	584	1,771
(Increase) decrease in inventory	31	113
(Increase) decrease in other assets	18	15
Increase (decrease) in estimated prize claims	1,698	(541)
Increase (decrease) in accounts payable	(87)	(581)
Increase (decrease) in other accrued liabilities	4,400	628
Cash provided by operating activities	<u>\$ 89,208</u>	<u>\$ 83,071</u>

The accompanying notes are an integral part of these financial statements.

WEST VIRGINIA LOTTERY
NOTES TO FINANCIAL STATEMENTS
-Unaudited-

NOTE 1 - LEGISLATIVE ENACTMENT

The West Virginia Lottery (Lottery) was established by the State Lottery Act (Act) passed April 13, 1985, which created a special fund in the State Treasury designated as the “State Lottery Fund.” The purpose of the Act was to establish and implement a state-operated lottery under the supervision of a state lottery commission (Commission) and a director. The Commission, consisting of seven members and the Director are appointed by the Governor. Under the Act, the Commission has certain powers and the duty to establish rules for conducting games, to select the type and number of gaming systems or games and to enter into contracts and agreements, and to do all acts necessary or incidental to the performance of its duties and exercise of its power and duty to operate the Lottery in a highly efficient manner. The Act provides that a minimum annual average of 45% of the gross amount received from each lottery shall be allocated for prizes and also provides for certain limitations on expenses necessary for operation and administration of the Lottery. To the extent available, remaining net profits are to be distributed to the State of West Virginia. As the State is able to impose its will over the Lottery, the Lottery is considered a component unit of the State and its financial statements are presented in the comprehensive annual financial report of the State as a blended proprietary fund component unit.

NOTE 2 - SUMMARY OF SIGNIFICANT ACCOUNTING POLICIES

A summary of the significant accounting policies of the Lottery is presented below.

BASIS OF PRESENTATION – The West Virginia Lottery is a component unit of the State of West Virginia, and is accounted for as a proprietary fund special purpose government engaged in business type activities. In accordance with Governmental Accounting Standards Board (GASB) Statement No. 34, “Basic Financial Statements and Management’s Discussion and Analysis for State and Local Governments,” and with accounting principles generally accepted in the United States of America, the financial statements are prepared on the accrual basis of accounting which requires recognition of revenue when earned and expenses when incurred. As permitted by Governmental Accounting Standards Board (GASB) Statement No. 20, “*Accounting and Financial Reporting for Proprietary Funds and Other Governmental Entities That Use Proprietary Fund Accounting*,” the Lottery has elected not to adopt Financial Accounting Standards Board (FASB) statements and interpretations issued after November 30, 1989 unless the GASB specifically adopts such FASB statements or interpretations.

The Lottery is included in the State’s basic financial statements as a proprietary fund and business type activity using the accrual basis of accounting. Because of the Lottery’s presentation in these financial statements as a special purpose government engaged in business type activities, there may be differences in presentation of amounts reported in these financial statements and the basic financial statements of the State as a result of major fund determination.

USE OF ESTIMATES – The preparation of the financial statements in conformity with accounting principles generally accepted in the United States of America requires management to make certain estimates and develop assumptions that affect the amounts reported in the financial statements and related notes to financial statements. Actual results could differ from management’s estimates.

WEST VIRGINIA LOTTERY
NOTES TO FINANCIAL STATEMENTS
-Unaudited-

NOTE 2 - SUMMARY OF SIGNIFICANT ACCOUNTING POLICIES (continued)

LOTTERY GAME OPERATIONS – The West Virginia Lottery derives its revenues from four basic types of lottery games: instant, on-line, video type games, and table games. The Lottery develops multiple game themes and prize structures to comply with its enabling legislation, including aggregate annual minimum prize provisions. All bonded retailers and agents comprised principally of grocery and convenience stores serve as the primary distribution channel for instant and on-line lottery sales to the general public.

The Lottery has contracted with a private vendor to manufacture, distribute, and provide data processing support for instant and on-line games. Under the terms of the agreements, the Lottery pays a percentage of gross revenues or gross profits for the processing and manufacture of the games.

Revenue from instant games is recognized when game tickets are sold to the retailers, and the related prize expense is recorded based on the specific game prize structure. Instant ticket sales and related prizes do not include the value of free plays issued for the purpose of increasing the odds of winning a prize.

Sales of on-line lottery tickets are made by licensed agents to the public with the use of computerized terminals. On-line games include POWERBALL®, a multi-state “jackpot” game; HOT LOTTO®, a multi-state “lotto” game; Mega Millions®, a multi-state “jackpot” game; Cash25 “lotto” game; Daily 3 and 4 “numbers” games; and Travel, a daily “keno” game. Revenue is recognized when the agent sells the tickets to the public. Prize expense is recognized on the basis of actual drawing results.

Commissions are paid to instant game retailers and on-line agents at the rate of seven percent of gross sales. A portion of the commission not to exceed one and one quarter percent of gross sales may be paid from unclaimed prize moneys. The amount paid from unclaimed prize moneys is credited against prize costs. In addition, retailers and agents are paid limited bonus incentives that include prize shares on winning tickets they sold and a ticket cashing bonus on winning tickets they cash. On a weekly basis, retailers and agents must remit amounts due to the Lottery. Retailers may not be able to order additional instant tickets if payment has not been made for the previous billing period, while an agent’s on-line terminal may be rendered inactive if payment is not received each week. No one retailer or agent accounts for a significant amount of the Lottery’s sales or accounts receivable. Historically credit losses have been nominal and no allowance for doubtful accounts receivable is considered necessary.

Video lottery is a self-activated video version of lottery games which is operated by an authorized licensee. The board-operated games allow a player to place bets for the chance to be awarded credits which can either be redeemed for cash or be replayed as additional bets. The coin operated games allow a player to use coins, currency, or tokens to place bets for the chance to receive coin or token awards which may be redeemed for cash or used for replay in the coin operated games. The video lottery games’ prize structures are designed to award prizes, or credits, at a stipulated rate of total bets played, and prize expense is netted against total video credits played. The Lottery recognizes as video lottery revenue “gross terminal income” equivalent to all wagers, net of related prizes. Amounts required by statute to be paid to the private and local government entities are reported as commissions. WV Lottery statutes have established specific requirements for video lottery and imposed certain restrictions limiting the licensing for operation of video lottery games to horse and dog racetracks in West Virginia (subject to local county elections permitting the same), limited licensed retailer areas restricted for adult amusement, and licensed historic resort hotels as defined by WV Code.

WEST VIRGINIA LOTTERY
NOTES TO FINANCIAL STATEMENTS
-Unaudited-

NOTE 2 - SUMMARY OF SIGNIFICANT ACCOUNTING POLICIES (continued)

The legislation further stipulates the distribution of revenues from video lottery games, and requires any video lottery licensee to be responsible for acquiring the necessary equipment and bearing the risk associated with the costs of operating and marketing the games.

Table games are lotteries as each game involves consideration, the possibility of a prize, and their outcome is determined predominantly by chance, which the common law of West Virginia has long held are the three essential elements of a lottery. Table games are the exclusive intangible intellectual property of the state of West Virginia. Table games legislation has established specific requirements for table games and imposed certain restrictions limiting the licensing for operation of table games to horse and dog racetracks in West Virginia (subject to local county elections permitting the same), and licensed historic resort hotels as defined by WV Code. Each licensee as an agent of the Lottery Commission to operate West Virginia table games shall have written rules of play for each table game it operates which must be approved by the Commission. All wagers and pay-offs of winning wagers shall be made according to those rules of play. For the privilege of holding a table games license, there is levied a privilege tax of thirty-five percent of each licensee's adjusted gross receipts for the operation of West Virginia Lottery table games. Amounts required by statute to be paid to private and local government entities are reported as commissions. The legislation further stipulates the distribution of revenues from West Virginia table games, and requires any licensee to be responsible for acquiring the necessary equipment and bearing the risk associated with the costs of operating and marketing the games.

CASH AND CASH EQUIVALENTS – Cash and cash equivalents primarily consist of interest-earning deposits in an external investment pool maintained by the West Virginia Board of Treasury Investments (BTI). The BTI pool is a 2a-7 like pool carried at amortized cost which approximates fair value of the underlying securities.

INVENTORY – Inventory consists of instant game tickets available for sale to approved Lottery retailers and is carried at cost as determined by the specific identification method.

OTHER ASSETS – Other assets consist of deposits restricted for payment of certain Multi-State Lottery Association activities and prepaid expenses.

CAPITAL ASSETS – The Lottery has adopted a policy of capitalizing assets with individual amounts exceeding \$25,000. These assets include leasehold improvements and purchased equipment, comprised principally of technology property, office furnishings and equipment necessary to administer lottery games, are carried at cost. Depreciation is computed by the straight-line method using three to ten year lives.

ADVERTISING AND PROMOTIONS – The Lottery expenses the costs of advertising and promotions as they are incurred.

COMPENSATED ABSENCES – The Lottery has accrued \$573,725 and \$569,988 of at June 30, 2017 and 2016, respectively, for estimated obligations that may arise in connection with compensated absences for vacation at the current rate of employee pay. Employees fully vest in all earned but unused vacation. To the extent that accumulated sick leave is expected to be converted to benefits on termination or retirement, the Lottery participates in another postemployment benefits plan (see Note 16).

WEST VIRGINIA LOTTERY
NOTES TO FINANCIAL STATEMENTS
-Unaudited-

NOTE 2 - SUMMARY OF SIGNIFICANT ACCOUNTING POLICIES (continued)

NET POSITION – Net position is presented as restricted, unrestricted and net investment in capital assets which represent the net book value of all property and equipment of the Lottery. When an expense is incurred for purposes for which both restricted and unrestricted net position are available, restricted resources are applied first.

OPERATING REVENUES AND EXPENSES – Operating revenues and expenses for proprietary funds such as the Lottery are revenues and expenses that result from providing services and producing and delivering goods and/or services. Operating revenues for the Lottery are derived from providing various types of lottery games. Operating expenses include commissions, prize costs, other direct costs of providing lottery games, and administrative expenses. All revenues and expenses not meeting this definition are reported as nonoperating revenues and expenses.

NOTE 3 - CASH AND CASH EQUIVALENTS

At August 31, 2017 the carrying amounts of deposits (overdraft) with financial institutions were \$471 thousand with a bank balance (overdraft) of \$598 thousand. Of this balance \$250 thousand was covered by federal depository insurance with the remaining balance collateralized with securities held by the State of West Virginia’s agent in the State’s name.

A summary of the amount on deposit with the West Virginia Board of Treasury Investments (BTI) is as follows (in thousands):

	August 31, 2017	June 30, 2017
Deposits with financial institutions	\$ 471	\$ 468
Cash on hand at the Treasurer's Office	12,659	17,228
Investments with BTI reported as cash equivalents	106,134	138,854
	\$ 119,264	\$ 156,550

The deposits with the BTI are part of the State of West Virginia’s consolidated investment cash liquidity pool. Investment income is pro-rated to the Lottery at rates specified by the BTI based on the balance of the deposits maintained in relation to the total deposits of all state agencies participating in the pool. Such funds are available to the Lottery with overnight notice.

WEST VIRGINIA LOTTERY
NOTES TO FINANCIAL STATEMENTS
-Unaudited-

NOTE 4 – CAPITAL ASSETS

A summary of capital asset activity for the month ended August 31, 2017 is as follows (in thousands):

Capital Assets:

	Historical Cost At June 30, 2017	Additions	Deletions	Historical Cost At August 31, 2017
Construction in Progress	\$ 1,350	\$ 20	\$ -	\$ 1,370
Buildings	46,207	-	-	46,207
Land	1,434	-	-	1,434
Equipment	6,741	-	-	6,741
	<u>\$ 55,732</u>	<u>\$ 20</u>	<u>\$ -</u>	<u>\$ 55,752</u>

Accumulated Depreciation:

	Historical Cost At June 30, 2017	Additions	Deletions	Historical Cost At August 31, 2017
Buildings	\$ 5,247	\$ 197	\$ -	\$ 5,444
Equipment	6,706	2	-	6,708
	<u>\$ 11,953</u>	<u>\$ 199</u>	<u>\$ -</u>	<u>\$ 12,152</u>

NOTE 5 - PARTICIPATION IN THE MULTI-STATE LOTTERY

The Lottery is a member of the Multi-State Lottery (MUSL), which operates the semi-weekly POWERBALL® jackpot lotto game, the HOT LOTTO® game, and the MEGA MILLIONS® jackpot game on behalf of participating state lotteries. MUSL is currently comprised of 33 member state lotteries, including the District of Columbia and the United States Virgin Islands. MUSL is managed by a Board of Directors, which is comprised of the lottery directors or their designee from each of the party states. The Board of Directors' responsibilities to administer the Multi-State Lottery Powerball, Hot Lotto, and Mega Millions games are performed by advisory committees or panels staffed by officers and independent contractors appointed by the board. These officers and consultants serve at the pleasure of the board and the board prescribes their powers, duties and qualifications. The Executive Committee carries out the budgeting and financing of MUSL, while the board contracts the annual independent audit. A copy of the audit may be obtained by writing to the Multi-State Lottery Association, 1701-48th Street, Suite 210, West Des Moines, Iowa 50266-6723.

Each MUSL member sells game tickets through its agents and makes weekly wire transfers to the MUSL in an amount equivalent to the total prize pool less the amount of prizes won in each state. Lesser prizes are paid directly to the winners by each member lottery. The prize pool for POWERBALL®, HOT LOTTO® and MEGA MILLIONS® is 50% of each drawing period's sales, with minimum jackpot levels. The Lottery's revenues and expenses from MUSL games participation for the month ended August 31, 2017 and fiscal year-to-date is as follows:

WEST VIRGINIA LOTTERY
NOTES TO FINANCIAL STATEMENTS
-Unaudited-

NOTE 5 - PARTICIPATION IN THE MULTI-STATE LOTTERY (continued)

<u>Revenues</u>	<u>Month</u>	<u>Y-T-D</u>
Powerball	\$ 7,666,311	\$ 10,278,421
Hot Lotto	585,248	1,106,147
Mega Millions	1,687,145	2,875,978
Total	\$ 9,938,704	\$ 14,260,546

<u>Expenses (Prizes)</u>	<u>Month</u>	<u>Y-T-D</u>
Powerball	\$ 3,833,316	\$ 5,139,438
Hot Lotto	292,693	553,205
Mega Millions	843,610	1,438,041
Total	\$ 4,969,619	\$ 7,130,684

MUSL places a percentage of game sales from each game in separate prize reserve funds that serve as a contingency reserve to protect the respective MUSL Product Groups from unforeseen prize liabilities. These funds can only be used at the discretion of the respective MUSL Product Group. Once the prize reserve funds exceed the designated limit, the excess becomes part of that particular prize pool. Prize reserve fund monies are refundable to MUSL Product Group members if the MUSL disbands or, after one year, if a member leaves the MUSL. The applicable sales percentage contribution as well as the reserve fund limit for the MUSL games is as follows:

	<u>PowerBall</u>	<u>Hot Lotto</u>	<u>Mega Millions</u>
Required Contribution (% of sales)	2%	3%	1%
Reserve Fund Cap	\$125,000,000	\$9,000,000	\$45,000,000

At August 31, 2017, the Lotteries share of the prize reserve fund balances were as follows:

Game	<u>Total Prize Reserve</u>	<u>Lottery Share</u>
Powerball	\$ 114,554,067	\$ 1,554,859
Hot Lotto	6,485,441	466,515
Mega Millions	39,349,835	541,564
Total	<u>\$ 160,389,343</u>	<u>\$ 2,562,938</u>

Lottery prize reserves held by the MUSL are invested according to a Trust agreement the Lottery has with MUSL outlining investment policies. The policies restrict investments to direct obligations of the United States Government, perfected repurchase agreements, and obligations issued or guaranteed as to payment of principal and interest by agencies or instrumentalities of the United States Government, and mutual funds of approved investments. The average portfolio maturity is never more than one year, except that up to one third

WEST VIRGINIA LOTTERY
NOTES TO FINANCIAL STATEMENTS
-Unaudited-

NOTE 5 - PARTICIPATION IN THE MULTI-STATE LOTTERY (continued)

of the portfolio may have an average maturity of up to two years. The maximum maturity for any one security does not exceed five years.

The interest earned on prize reserve fund monies is used to pay MUSL operating expenses and any amounts over and above that are credited to an unreserved fund. The Lottery records this as interest when earned. This fund had a balance of \$15,316,619 at August 31, 2017, of which the Lottery's share was \$1,403,281.

NOTE 6 - RACETRACK VIDEO LOTTERY

The Racetrack Video Lottery legislation stipulates the distribution of racetrack video lottery revenues. This legislation has been amended since inception to restate revenue distribution based on revenue benchmarks and has been amended again by HB 101 as passed during the first extraordinary session of 2014. For a complete summary of the impacts of HB 101, see Note 11 titled "Summary Impact of Recent Legislation." Initially, four percent (4%) of gross terminal revenue is allocated for lottery administrative costs. Sixty-six percent (57%) of net terminal revenue (gross less 4%) is allocated in lieu of commissions to: the racetracks (46.5%); other private entities associated with the racing industry (8.7%); and the local county and municipal governments (2%). The remaining revenues (42.8%) of net terminal revenue is allocated for distribution to State as specified in the Racetrack Video Lottery Act or subsequent State budget, as described in the Note 10 titled "Nonoperating Distributions to the State of West Virginia."

The first benchmark occurs when the current year net terminal revenue meets the fiscal year 1999 net terminal revenue. The counties and incorporated municipalities split 50/50 the two percent (2%) net terminal revenue.

The second benchmark occurs when the current year gross terminal revenue meets the fiscal year 2001 gross terminal revenue. The four percent (4%) is no longer allocated for lottery administrative costs; instead the State receives this for distribution as specified by legislation or the State budget.

The final benchmark occurs when the current year net terminal revenue meets the fiscal year 2001 net terminal revenue. At this point a 10% surcharge is applied to net terminal revenue, with 58% of the surcharge allocated for distribution to the State as specified by legislation or the State budget, and 42% of the surcharge allocated to separate capital reinvestment funds for each licensed racetrack.

After deduction of the surcharge, 49% of net terminal revenue is allocated in lieu of commissions to: the racetracks (42%); other private entities associated with the racing industry (5%); and the local county and incorporated municipality governments (2%).

WEST VIRGINIA LOTTERY
NOTES TO FINANCIAL STATEMENTS
-Unaudited-

NOTE 6 - RACETRACK VIDEO LOTTERY (continued)

The remaining net terminal revenue (51%) is allocated for distribution to the State as specified in the Racetrack Video Lottery Act or subsequent State budget, as described in Note 10.

Amounts from the capital reinvestment fund may be distributed to each racetrack if qualifying expenditures are made within the statutory timeframe; otherwise amounts accumulated in the fund revert to the state excess lottery revenue fund.

The WV Lottery, along with the Ohio, Rhode Island, Maryland, and Delaware lotteries, participate in Multi-Jurisdictional Wide Area Progressive (MWAP) video games. This allows each of the lotteries to offer a higher progressive jackpot than they could generate alone. MUSL manages the progressive games and charges each participant a MWAP contribution fee of .74% of the amount wagered. A summary of racetrack video lottery revenues for the month ended August 31, 2017 and fiscal year-to-date follows (in thousands):

	Current Month		Year-to-Date	
	2018	2017	2018	2017
Total credits played	\$ 480,086	\$ 493,706	\$ 1,000,406	\$ 1,040,991
Credits (prizes) won	(431,010)	(442,722)	(897,751)	(934,207)
Promotional credits played	(6,707)	(6,683)	(13,525)	(13,526)
MWAP Contributions	(3)	(8)	(6)	(17)
Gross terminal income	42,366	44,293	89,124	93,241
Administrative costs	(1,695)	(1,772)	(3,565)	(3,730)
Net Terminal Income	40,671	42,521	85,559	89,511
Less distribution to agents	(23,244)	(24,301)	(48,897)	(51,156)
Racetrack video lottery revenues	<u>\$ 17,427</u>	<u>\$ 18,220</u>	<u>\$ 36,662</u>	<u>\$ 38,355</u>

A summary of video lottery revenues paid or accrued for certain state funds to conform with the legislation follows (in thousands):

	August 31, 2017	Year-to-Date
State Lottery Fund	\$ 12,201	\$ 25,668
State Excess Lottery Revenue Fund	5,226	10,994
Capital Reinvestment Fund	-	-
Total nonoperating distributions	<u>\$ 17,427</u>	<u>\$ 36,662</u>

NOTE 7 - LIMITED VIDEO LOTTERY

Limited video lottery legislation passed in 2001 has established specific requirements imposing certain restrictions limiting the licensing for the operation of limited video lottery games to 9,000 terminals placed in licensed retailers. These licensed retailers must hold a qualifying permit for the sale and consumption on premises of alcohol or non-intoxicating beer. The Lottery has been charged with the administration, monitoring and regulation of these machines. The legislation further stipulates the distribution of revenues from the limited video lottery games, and requires any licensees to comply with all related rules and regulations of the Lottery in order to continue its retailer status. The Limited Video Lottery legislation

WEST VIRGINIA LOTTERY
NOTES TO FINANCIAL STATEMENTS
-Unaudited-

NOTE 7 - LIMITED VIDEO LOTTERY (continued)

stipulates that 2% of gross terminal income be deposited into the state lottery fund for administrative costs. Then, the state share percentage of gross profit is to be transferred to the State Excess Lottery Revenue Fund. Such percentage is between 30 and 50 percent and is subject to change on a quarterly basis. Two percent is distributed to counties and incorporated municipalities in the manner prescribed by the statute. The remaining amount of gross profit is paid to retailers and/or operators as prescribed in the Act, and is recorded as limited video lottery commissions in the financial statements. Municipal and county distributions are accounted for as nonoperating expenses.

A summary of limited video lottery revenues for the month ended August 31, 2017 and fiscal year-to-date follows (in thousands):

	Current Month		Year-to-Date	
	2018	2017	2018	2017
Total credits played	\$ 359,556	\$ 330,201	\$ 710,493	\$ 675,537
Credits (prizes) won	(330,650)	(303,044)	(653,127)	(619,730)
Gross terminal income	\$ 28,906	\$ 27,157	\$ 57,366	\$ 55,807
Administrative costs	(578)	(543)	(1,147)	(1,116)
Gross Profit	28,328	26,614	56,219	54,691
Commissions	(14,164)	(13,307)	(28,109)	(27,345)
Municipalities and Counties	(566)	(532)	(1,124)	(1,094)
Limited video lottery revenues	\$ 13,598	\$ 12,775	\$ 26,986	\$ 26,252

NOTE 8 – TABLE GAMES

Table Games legislation passed in 2007 per House Bill 2718. Table games include blackjack, roulette, craps, and various types of poker. Each racetrack licensee is subject to a privilege tax of thirty five percent (35%) of adjusted gross receipts which will be deposited weekly into the Racetrack Table Games Fund.

From the gross amounts deposited into the Racetrack Table Games Fund, the Commission, on a monthly basis shall:

Retain 3% of the adjusted gross receipts for administrative expenses of which at least \$100,000 and not more than \$500,000 annually will be transferred to the Compulsive Gambling Treatment Fund. Transfer two percent of the adjusted gross receipts from each licensed racetrack to the county commissions of the counties where racetracks with West Virginia Lottery table games are located. Transfer three percent of the adjusted gross receipts from each licensed racetrack to the governing bodies of municipalities within counties where racetracks with West Virginia Lottery table games are located as prescribed by statute. And transfer one-half of one percent of the adjusted gross receipts to the governing bodies of municipalities in which a racetrack table games licensee is located to be divided equally among the municipalities. The commission will distribute the remaining amounts, hereinafter referred to as the net amounts in the Racetrack Table Games Funds as follows:

WEST VIRGINIA LOTTERY
NOTES TO FINANCIAL STATEMENTS
-Unaudited-

NOTE 8 – TABLE GAMES (continued)

- 1) Transfer four percent into a special fund to be established by the Racing Commission to be used for payment into the pension plan for all employees of each licensed racing association;
- 2) Transfer ten percent, to be divided and paid in equal shares, to each county commission in the state where table games are not located;
- 3) Transfer ten percent, to be divided and paid in equal shares, to the governing bodies of each municipality in the state where table games are not located; and
- 4) Transfer seventy-six percent to the State Excess Lottery Revenue Fund.

The cash transferred to the State Excess Lottery Revenue Fund in the current month is included in Note 10- Nonoperating Distributions to the State of West Virginia. The table games adjusted gross receipts for the month and year ended August 31, 2017 were \$8,644,551 and \$17,861,299, respectively. The following table shows the month and year totals of the privilege tax and the accrued distributions (in thousands) to be transferred in the subsequent month:

	Current Month		Year-to-Date	
	2018	2017	2018	2017
Table Games Privilege Tax	\$ 3,026	\$ 3,443	\$ 6,251	\$ 7,311
Interest on Table Games Fund	4	2	7	3
Administrative costs	(259)	(295)	(536)	(627)
Total Available for Distribution	<u>2,771</u>	<u>3,150</u>	<u>5,722</u>	<u>6,687</u>
<u>Less Distributions:</u>				
Racetrack Purse Funds	195	221	402	470
Thoroughbred & Greyhound Development Funds	156	177	322	376
Racing Association Pension Plan	76	87	157	184
Municipalities/ Counties	856	974	1,770	2,069
Total Distributions	<u>1,283</u>	<u>1,459</u>	<u>2,651</u>	<u>3,099</u>
Excess Lottery Fund	<u>\$ 1,488</u>	<u>\$ 1,691</u>	<u>\$ 3,071</u>	<u>\$ 3,588</u>

**WEST VIRGINIA LOTTERY
NOTES TO FINANCIAL STATEMENTS
-Unaudited-**

NOTE 9 – HISTORIC RESORT HOTEL

In 2009, the Legislature passed Senate Bill 575 which permits video lottery and table games at a licensed historic resort hotel which is defined as “a resort hotel registered with the United States Department of the Interior as a national historic landmark in its National Registry of Historic Places having not fewer than five hundred guest rooms under common ownership and having substantial recreational guest amenities in addition to the gaming facility.”

Historic Resort Video Lottery

According to Senate Bill 575, thirty six percent (36%) of gross terminal income is allocated to Historic Resort Hotel Fund and seventeen percent (17%) of gross terminal income is allocated to the Human Resource Benefit Fund. The remaining forty-seven percent (47%) of gross terminal income is then subject to a ten percent (10%) surcharge which is allocated to separate capital reinvestment funds for each licensed historic resort hotel. The remaining forty-two and three-tenths percent (42.3%) of gross terminal income is retained by the historic resort hotel.

A summary of historic resort hotel video lottery revenues for the month ended August 31, 2017 and fiscal year-to-date follows (in thousands):

	<u>2018</u>	<u>2017</u>	<u>2018</u>	<u>2017</u>
Total credits played	\$ 7,325	\$ 5,012	\$ 15,248	\$ 8,415
Credits (prizes) won	(6,761)	(4,741)	(14,151)	(7,902)
Promotional credits played	(60)	(68)	(105)	(96)
Gross terminal income	<u>504</u>	<u>203</u>	<u>992</u>	<u>417</u>
Capital reinvestment	(24)	(9)	(47)	(20)
Excess Lottery Fund	(5)	(2)	(9)	(4)
Administrative costs	(27)	(11)	(53)	(22)
Hotel commissions	<u>(213)</u>	<u>(86)</u>	<u>(420)</u>	<u>(176)</u>
Net terminal income	235	95	463	195
Historic Resort Hotel Fund	150	60	295	124
Human Resource Benefit Fund	85	35	168	71

WEST VIRGINIA LOTTERY
NOTES TO FINANCIAL STATEMENTS
-Unaudited-

NOTE 9 – HISTORIC RESORT HOTEL (continued)

Historic Resort Table Games

Each historic resort hotel licensee is subject to a privilege tax of thirty five percent (35%) of adjusted gross receipts, of which thirty percent (30%) is deposited directly into the Historic Resort Hotel Fund and five percent (5%) is deposited directly into the Human Resource Benefit Fund. The historic resort hotel table games adjusted gross receipts for the month and year ended August 31, 2017 were \$20,278 and \$134,275, respectively.

The following table shows the month and fiscal year -to- date totals of the privilege tax and the accrued distributions (in thousands) to be transferred in the subsequent month:

	<u>2018</u>	<u>2017</u>	<u>2018</u>	<u>2017</u>
Table games privilege tax	\$ 7	\$ 213	\$ 47	\$ 280
Administrative Costs	<u>(1)</u>	<u>(27)</u>	<u>(6)</u>	<u>(36)</u>
Total Available for Distribution	6	186	41	244
Historic Resort Hotel Fund	5	155	35	204
Human Resource Benefit Fund	1	31	6	40

Historic Resort Hotel Fund

Of the monies deposited into the Historic Resort Hotel Fund, fifteen percent (15%) is allocated for lottery administrative costs. The remaining Historic Resort Hotel Fund net income (gross deposits less 15%) is distributed as follows:

- 1) Eighty-six percent (86%) is paid to the State Excess Lottery Revenue Fund;
- 2) Four percent (4%) is paid to the county where the gaming facility is located;
- 3) Two and one-half percent (2.5%) is paid to the municipality where the gaming facility is located as prescribed by statute;
- 4) Two and one-half percent (2.5%) is divided and paid in equal shares to the remaining municipalities in the county where the gaming facility is located;
- 5) Two and one-half percent (2.5%) is divided and paid in equal shares, to each county commission in the state where the gaming facility is not located;
- 6) Two and one-half percent (2.5%) is divided and paid in equal shares, to each municipality in the state not already receiving a distribution as described in item five (5) or item six (6) above.

A summary of Historic Resort Hotel Fund revenues and related distributions is as follows (in thousands):

	<u>Current Month</u>	<u>Year-to-Date</u>
Historic Resort Hotel Video Lottery	\$ 150	\$ 295
Historic Resort Table Games	5	35
Interest on Historic Resort Hotel Fund	-	-
Historic Resort Hotel Fund Net Income	<u>155</u>	<u>330</u>
Municipalities/ Counties	22	46
Excess Lottery Fund	133	284
Total Distributions	<u>\$ 155</u>	<u>\$ 330</u>

WEST VIRGINIA LOTTERY
NOTES TO FINANCIAL STATEMENTS
-Unaudited-

NOTE 10- NONOPERATING DISTRIBUTIONS TO THE STATE OF WEST VIRGINIA

The Lottery periodically distributes surplus funds, exclusive of amounts incurred and derived from limited video lottery and a portion of racetrack video lottery funds, to the State of West Virginia in accordance with the legislation. For the year ending June 30, 2018 the State Legislature budgeted \$146,410,008 of estimated profits of the Lottery for distributions to designated special revenue accounts of the State of West Virginia. With regard to the State Lottery Fund, legislation stipulates that debt service payments be given a priority over all other transfers in instances where estimated profits are not sufficient to provide for payment of all appropriated distributions. Debt service payments of \$1,800,000, \$1,000,000, and \$500,000 per month for the first ten months of each fiscal year currently have such priority. Transfers made pursuant to the State Excess Lottery Revenue Fund have similar requirements; currently payments are \$5,300,000 per month for the first ten months of each fiscal year. In addition, Legislation provides that, if in any month, there is a shortage of funds in the State Excess Lottery Revenue Fund to make debt service payments, the necessary amount shall be transferred from the State Lottery Fund to cover such shortfall, after the State Lottery Fund debt service payments have been made. Repayments to the State Lottery Fund are required to be made in subsequent months as funds become available. For the month ended August 31, 2017 the Lottery has accrued additional distributions of \$88,704,597. The Lottery is a non-appropriated state agency and therefore does not a budget adopted by the Legislature.

A summary of the cash distributions made to certain state agencies to conform to the legislation follows (in thousands):

<u>BUDGETARY DISTRIBUTIONS</u>	<u>August 31, 2017</u>	<u>Year-to-Date</u>
<u>State Lottery Fund:</u>		
Community and Technical College	\$ 500	\$ 1,000
Bureau of Senior Services	21,637	39,364
Department of Education	2,337	9,085
Library Commission	1,482	5,764
Higher Education-Policy Commission	905	3,519
Tourism	760	2,955
Natural Resources	400	1,554
Division of Culture & History	562	2,186
Department of Education & Arts	123	479
General Revenue Fund	-	-
Economic Development Authority	999	1,999
School Building Authority	1,800	3,600
Total State Lottery Fund	<u>\$ 31,505</u>	<u>\$ 71,505</u>

WEST VIRGINIA LOTTERY
NOTES TO FINANCIAL STATEMENTS
-Unaudited-

State Excess Lottery Revenue Fund:

Economic Development Fund	\$ 1,899	\$ 3,798
Higher Education Improvement Fund	1,500	3,000
General Purpose Account	4,720	4,720
Higher Education Improvement Fund	2,106	2,106
State Park Improvement Fund	363	363
School Building Authority	1,899	3,799
Refundable Credit	374	374
WV Racing Commission	145	145
WV Department of Health and Human Resources	-	-
Teacher's Retirement Savings	-	-
Division of Human Services	26,900	26,900
WV Lottery Statutory Transfers	4,581	4,581
General Revenue	-	-
Excess Lottery Surplus	-	-
West Va. Infrastructure Council	3,505	4,104
Total State Excess Lottery Revenue Fund	\$ 47,992	\$ 53,890
Total Budgetary distributions:	\$ 79,497	\$ 125,395
Veterans Instant Ticket Fund	\$ 33	\$ 112
Total nonoperating distributions to the State of West Virginia (cash basis)	\$ 79,530	\$ 125,507
Accrued nonoperating distributions, beginning	(125,960)	(132,693)
Accrued nonoperating distributions, end	88,705	88,705
	\$ 42,275	\$ 81,519

NOTE 11 – LEASES

The Lottery leases, under a cancelable operating lease, its office and warehouse facilities. The Lottery also leases various office equipment under agreements considered to be cancelable operating leases. Rental expense for the fiscal year-to-date ended August 31, 2017 and August 31, 2016 approximated \$57,095 and \$69,886 respectively.

The Lottery leases office space under the terms of a non-cancellable operating lease to various tenants. Rental revenues for the fiscal year-to-date ended August 31, 2017 and August 31, 2016 approximated \$172,314 and \$172,314 respectively.

**WEST VIRGINIA LOTTERY
NOTES TO FINANCIAL STATEMENTS
-Unaudited-**

NOTE 12 – COMMITMENTS

For the years ended June 30, 2017 and 2016 the Lottery Commission has not designated any unexpended administrative funds for the acquisition of capital assets. As of June 30, 2017 and 2016, \$9,460,433 and \$9,655,947, respectively, are included in unrestricted net position and net investment in capital assets for this purpose.

NOTE 13 - RETIREMENT BENEFITS

All full-time Lottery employees are eligible to participate in the State of West Virginia Public Employees' Retirement System (PERS), a cost-sharing multiple-employer defined benefit public employee retirement system. The PERS is one of several plans administered by the West Virginia Consolidated Public Retirement (CPRB) under the direction of its Board of Trustees, which consists of the Governor, State Auditor, State Treasurer, Secretary of the Department of Administration, and nine members appointed by the Governor. CPRB prepares separately issued financial statements covering all retirement systems it administers, which can be obtained from Consolidated Public Retirement Board, 4101 MacCorkle Ave. S.E., Charleston, West Virginia 25304-1636.

Employees who retire at or after age sixty with five or more years of contributory service or who retire at or after age fifty-five and have completed twenty-five years of credited service with age and credited service equal to eighty or greater are eligible for retirement benefits as established by State statute. Retirement benefits are payable monthly for life, in the form of a straight-line annuity equal to two percent of the employee's average annual salary from the highest 36 consecutive months within the last 10 years of employment, multiplied by the number of years of the employee's credited service at the time of retirement.

Covered employees hired prior to July 1, 2015 are required to contribute 4.5% of their salary to the PERS. Covered employees hired on or after July 1, 2015 will contribute 6.0% of their salary to the PERS Tier II. The Lottery is required to contribute 13.5% of covered employees' salaries to the PERS. The required employee and employer contribution percentages have been established and changed from time to time by action of the State Legislature. The required contributions are not actuarially determined; however, actuarial valuations are performed to assist the Legislature in determining appropriate contributions. The Lottery and employee contributions, for the month ending August 31, 2017 and fiscal year-to-date are as follows (in thousands):

	August 31, 2017	Year-to-Date
Employee contributions	\$ 26	\$ 57
Lottery contributions	61	137
Total contributions	\$ 87	\$ 194

WEST VIRGINIA LOTTERY
NOTES TO FINANCIAL STATEMENTS
-Unaudited-

NOTE 14 - RISK MANAGEMENT

The Lottery is exposed to various risks of loss related to torts; theft of, or damage to, and destruction of assets; errors and omissions; injuries to employees; and natural disasters. The Lottery participates in several risk management programs administered by the State of West Virginia. Each of these risk pools has issued separate audited financial reports on their operations. Those reports include the required supplementary information concerning the reconciliation of claims liabilities by type of contract and ten-year claim development information. Complete financial statements of the individual insurance enterprise funds can be obtained directly from their respective administrative offices.

WORKERS' COMPENSATION INSURANCE

The Lottery carries workers compensation insurance coverage through a commercial insurance carrier. The commercial insurance carrier is paid a monthly rated premium to provide compensation for injuries sustained in the course of employment.

PUBLIC EMPLOYEES' INSURANCE AGENCY (PEIA)

The Lottery participates in the Public Employees' Insurance Agency which provides an employee benefit insurance program to employees. PEIA was established by the State of West Virginia for State agencies, institutions of higher education, Boards of Education and component units of the State. In addition, local governmental entities and certain charitable and public service organizations may request to be covered by PEIA. PEIA provides a base employee benefit insurance program which includes hospital, surgical, major medical, prescription drug and basic life and accidental death. Underwriting and rate setting policies are established by PEIA. The cost of all coverage as determined by PEIA shall be paid by the participants. Premiums are established by PEIA and are paid monthly, and are dependent upon, among other things, coverage required, number of dependents, state vs. non state employees and active employees vs. retired employees and level of compensation. Coverage under these programs is limited to \$1 million lifetime for health and \$10,000 of life insurance coverage.

The PEIA risk pool retains all risks for the health and prescription features of its indemnity plan. PEIA has fully transferred the risks of coverage to the Managed Care Organization (MCO) Plan to the plan provider, and has transferred the risks of the life insurance coverage to a third party insurer. PEIA presently charges equivalent premiums for participants in either the indemnity plan or the MCO Plan. Altogether, PEIA insures approximately 205,000 individuals, including participants and dependents.

BOARD OF RISK AND INSURANCE MANAGEMENT (BRIM)

The Lottery participates in the West Virginia Board of Risk and Insurance Management (BRIM), a common risk pool currently operating as a common risk management and insurance program for all State agencies, component units, and other local governmental agencies who wish to participate. The Lottery pays an annual premium to BRIM for its general insurance coverage. Fund underwriting and rate setting policies are established by BRIM. The cost of all coverage as determined by BRIM shall be paid by the participants. The BRIM risk pool retains the risk of the first \$1 million per property event and purchases excess insurance on losses above that level. Excess coverage, through an outside insurer under this program is limited to \$200 million per event, subject to limits on certain property. BRIM has \$1 million per occurrence coverage maximum on all third-party liability claims.

WEST VIRGINIA LOTTERY
NOTES TO FINANCIAL STATEMENTS
-Unaudited-

NOTE 15– OTHER POSTEMPLOYMENT BENEFITS (OPEB)

The Lottery participates in the West Virginia Other Postemployment Benefits Plan (OPEB Plan) of the West Virginia Retiree Health Benefit Trust Fund (Trust), a cost-sharing multiple-employer defined benefit postemployment healthcare plan administered by the West Virginia Public Employee Insurance Agency (WVPEIA). The OPEB Plan provides retiree post-employment health care benefits for participating state and local government employers. The provisions of the Code of West Virginia, 1931, as amended (the Code), assigns the authority to establish and amend benefit provisions to the WVPEIA board of trustees. The WVPEIA issues a publicly available financial report that includes financial statements and required supplementary information for the OPEB Plan. That report may be obtained by writing to Public Employees Insurance Agency, 601 57th Street, South East, Suite 2, Charleston, West Virginia, or by calling 1-888-680-7342.

Funding Policy

The Code requires the OPEB Plan bill the participating employers 100% of the annual required contribution (ARC), an amount actuarially determined in accordance with the parameters of GASB Statement 45. The ARC represents a level of funding that, if paid on an ongoing basis, is projected to cover normal cost each year and amortize any unfunded actuarial liabilities (or funding excess) of the plan over a period not to exceed thirty years. State of West Virginia plan employers are billed per active health policy per month.

The ARC rate is \$357 and \$429 per employee per month for the years ending June 30, 2017 and 2016 respectively. Through June 30, 2017 and 2016, the Lottery has paid premiums of \$288,942 and \$284,421. As of June 30, 2017 and 2016, the Lottery has recorded a liability of \$5,206,989 and \$4,990,361 on its balance sheet for OPEB.

**SCHEDULE OF REVENUES AND NET REVENUES OF THE
 LOTTERY FUND AND EXCESS LOTTERY FUND
 FOR THE TWO MONTH PERIOD ENDED AUGUST 31, 2017
 (In Thousands)**

	Current Month		FISCAL YEAR	
	<u>Actual</u>	<u>Projected</u>	<u>Actual</u>	<u>Projected</u>
Gross Revenues				
Instant games	8,718	7,667	15,770	15,334
On-line games	11,765	5,417	17,850	10,834
Racetrack video lottery	42,366	42,007	89,125	83,834
Limited video lottery	28,907	27,331	57,366	56,165
Racetrack table games	3,025	2,928	6,250	6,066
Historic resort	512	434	1,039	1,004
Total gross revenues	<u>95,293</u>	<u>85,784</u>	<u>187,400</u>	<u>173,237</u>
Net Revenues - Lottery Fund and Excess Lottery Fund				
Lottery Fund				
Instant games	1,144	1,555	2,064	3,110
On-line games	3,549	891	5,132	1,782
Racetrack Video Lottery	12,228	12,098	25,731	24,144
Total Lottery Fund net revenues	<u>16,921</u>	<u>14,544</u>	<u>32,927</u>	<u>29,036</u>
Excess Lottery Fund				
Racetrack Video Lottery	5,237	5,182	11,019	10,342
Limited Video Lottery	13,689	13,506	27,183	27,572
Limited Video Lottery Fees	3	-	6	-
Racetrack table games	1,487	1,436	3,072	2,975
Historic resort	138	163	292	402
Total Excess Lottery Fund Net Revenues	<u>20,554</u>	<u>20,287</u>	<u>41,572</u>	<u>41,291</u>
Total Net Revenues	<u>37,475</u>	<u>34,831</u>	<u>74,499</u>	<u>70,327</u>

WEST VIRGINIA LOTTERY
LIMITED VIDEO LOTTERY
AUGUST 2, 2017 BID OPENING (1:30 p.m.)

SUCCESSFUL BIDS

BID NUMBER	BUSINESS ORGANIZATION NAME	NUMBER OF PERMITS	PER-TERMINAL PERMIT BID	TOTAL BID AMOUNT	PERMITS AVAILABLE
					750
1	Viking Vending Services LLC	2	7,540.00	15,080.00	748
2	ZT7 Inc	2	6,007.00	12,014.00	746
3	ZT6 Inc	2	6,006.00	12,012.00	744
4	ZT5 Inc	9	6,005.00	54,045.00	735
5	ZT4 Inc	2	6,004.00	12,008.00	733
6	ZT3 Inc	2	6,003.00	12,006.00	731
7	ZT2 Inc	2	6,002.00	12,004.00	729
8	ZT1 Inc	2	6,001.00	12,002.00	727
9	Esquire Supper Club Inc	2	6,000.00	12,000.00	725
10	JLJ, Inc.	2	6,000.00	12,000.00	723
11	MeMe's Inc.	2	6,000.00	12,000.00	721
12	Meme's Incorporated	2	6,000.00	12,000.00	719
13	Shaffer Amusement Co. LLC	10	5,650.00	56,500.00	709
14	EDJ Operations of Mineral Wells, LLC	2	5,150.50	10,301.00	707
15	EDJ Operations of Mineral Wells, LLC	7	5,150.50	36,053.50	700
16	Shaffer Amusement Co. LLC	10	5,150.00	51,500.00	690
17	TJLT, Inc.	1	5,100.00	5,100.00	689
18	New Martinsville Moose Lodge	2	5,005.00	10,010.00	687
19	Godfather's Club Inc	2	5,000.00	10,000.00	685
20	WV Café Operations #1 LLC	2	4,600.00	9,200.00	683
21	WV Café Operations #2 LLC	2	4,600.00	9,200.00	681
22	WV Café Operations #3 LLC	2	4,600.00	9,200.00	679
23	MVP Management Inc.	2	4,526.00	9,052.00	677
24	MVP Management Inc.	2	4,526.00	9,052.00	675
25	MVP Management Inc.	2	4,526.00	9,052.00	673
26	MVP Management Inc.	2	4,276.00	8,552.00	671
27	MVP Management Inc.	2	4,276.00	8,552.00	669
28	EDJ Operations of Mineral Wells LLC	2	4,150.50	8,301.00	667
29	Shaffer Amusement Co. LLC	5	4,125.00	20,625.00	662
30	Kline Enterprises, "LLC"	2	3,864.00	7,728.00	660
31	Kline Enterprises, LLC	2	3,864.00	7,728.00	658
32	Shaffer Amusement Co. LLC	5	3,775.00	18,875.00	653
33	Athey Development Corp, Inc.	1	3,700.00	3,700.00	652
34	Mountaineer Bowling Lanes Inc	2	3,655.00	7,310.00	650
35	Block & Barrel Two Inc	2	3,650.00	7,300.00	648
36	Murdochs River City Perk LLC	2	3,586.00	7,172.00	646
37	Grand Slam Gaming And Entertainment, Inc.	3	3,551.00	10,653.00	643
38	EDJ Operations of Mineral Wells, LLC	2	3,550.50	7,101.00	641
39	Cabell Italian, LLC	2	3,511.00	7,022.00	639
40	Captains, LLC	2	3,511.00	7,022.00	637
41	Ceredo Concepts, LLC	2	3,511.00	7,022.00	635
42	Chamberly Company LLC	2	3,511.00	7,022.00	633
43	Dorcas, LLC	2	3,511.00	7,022.00	631
44	Dunbar Management, LLC	2	3,511.00	7,022.00	629
45	Elk View Capital, LLC	2	3,511.00	7,022.00	627
46	Galia Italian, LLC	2	3,511.00	7,022.00	625
47	Jefferson Italian, LLC	2	3,511.00	7,022.00	623
48	Liberty Restaurants, LLC	2	3,511.00	7,022.00	621
49	Marion Italian, LLC	2	3,511.00	7,022.00	619
50	Mercer Italian, LLC	2	3,511.00	7,022.00	617
51	Mirror Pond, LLC	2	3,511.00	7,022.00	615
52	Monon Italian, LLC	2	3,511.00	7,022.00	613
53	Mountain Tree Italian, LLC	2	3,511.00	7,022.00	611
54	Nitro Food Service, LLC	2	3,511.00	7,022.00	609
55	Pea Ridge Italian, LLC	2	3,511.00	7,022.00	607
56	Quincy Limited, LLC	2	3,511.00	7,022.00	605
57	Raleigh Italian, LLC	2	3,511.00	7,022.00	603
58	Randolph Italian, LLC	2	3,511.00	7,022.00	601

WEST VIRGINIA LOTTERY
LIMITED VIDEO LOTTERY
AUGUST 2, 2017 BID OPENING (1:30 p.m.)

SUCCESSFUL BIDS

BID NUMBER	BUSINESS ORGANIZATION NAME	NUMBER OF PERMITS	PER-TERMINAL PERMIT BID	TOTAL BID AMOUNT	PERMITS AVAILABLE
59	Rescon, LLC	2	3,511.00	7,022.00	599
60	Riverwalk Restaurants, LLC	2	3,511.00	7,022.00	597
61	Rosa Italian, LLC	2	3,511.00	7,022.00	595
62	Saints Italian, LLC	2	3,511.00	7,022.00	593
63	Southridge Italian, LLC	2	3,511.00	7,022.00	591
64	Spruce, LLC	2	3,511.00	7,022.00	589
65	TPC, LLC	2	3,511.00	7,022.00	587
66	TV Italian, LLC	2	3,511.00	7,022.00	585
67	Vanilla, LLC	2	3,511.00	7,022.00	583
68	WBC, LLC	2	3,511.00	7,022.00	581
69	Willco, LLC	2	3,511.00	7,022.00	579
70	Novichenk LLC	2	3,500.00	7,000.00	577
71	Honey Realty and Leasing LLC	2	3,201.99	6,403.98	575
72	KLC Italian Restaurant LLC	2	3,201.99	6,403.98	573
73	Enterprise Inc	2	3,150.00	6,300.00	571
74	S & B Gaming LLC	2	3,150.00	6,300.00	569
75	Fabulous 50's LLC	2	3,113.00	6,226.00	567
76	P D M Association of Weirton LLC	2	3,113.00	6,226.00	565
77	Gardner Callis LLC	2	3,100.00	6,200.00	563
78	Gardner Callis LLC	2	3,100.00	6,200.00	561
79	B & Brown, Inc.	2	3,051.00	6,102.00	559
80	Korwit LLC	2	3,051.00	6,102.00	557
81	Onek, LLC	2	3,051.00	6,102.00	555
82	Onek, LLC	2	3,051.00	6,102.00	553
83	Onek, LLC	2	3,051.00	6,102.00	551
84	Viking Vending Services LLC	1	3,020.00	3,020.00	550
85	EMC Italian Restaurant LLC	2	3,001.99	6,003.98	548
86	Nancy's Italian Restaurant LLC	2	3,001.99	6,003.98	546
87	The WoW Zone Inc	2	3,001.99	6,003.98	544
88	City Café LLC	2	3,001.00	6,002.00	542
89	Big Top Productions Co.	2	3,000.00	6,000.00	540
90	Dockside Bar & Grill Inc	2	3,000.00	6,000.00	538
91	Dockside Bar & Grill, Inc.	2	3,000.00	6,000.00	536
92	JLJ, Inc.	2	3,000.00	6,000.00	534
93	JLJ, Inc.	2	3,000.00	6,000.00	532
94	RiverSide Lunch, LLC	2	3,000.00	6,000.00	530
95	Wakim's Club Inc	2	3,000.00	6,000.00	528
96	Frankie's Italian Restaurant LLC	2	2,950.99	5,901.98	526
97	Leah's Italian Restaurant LLC	2	2,950.99	5,901.98	524
98	Panhandle Vending LLC	2	2,851.00	5,702.00	522
99	Panhandle Vending LLC	2	2,851.00	5,702.00	520
100	Panhandle Vending LLC	2	2,851.00	5,702.00	518
101	Hlad Inc	2	2,850.00	5,700.00	516
102	Action Foods, LLC	1	2,810.00	2,810.00	515
103	E. Blake, Inc.	1	2,810.00	2,810.00	514
104	Chesterfield House, Inc.	2	2,800.00	5,600.00	512
105	Chesterfield House, Inc.	3	2,800.00	8,400.00	509
106	Chesterfield House, Inc.	6	2,800.00	16,800.00	503
107	JMN, LLC	2	2,800.00	5,600.00	501
108	LMN, LLC	2	2,800.00	5,600.00	499
109	SMN, LLC	2	2,800.00	5,600.00	497
110	Billo's Italian Restaurant	2	2,799.99	5,599.98	495
111	Tersa's Italian Restaurant LLC	2	2,799.99	5,599.98	493
112	Opportunity Knocks, Inc.	1	2,771.00	2,771.00	492
113	Opportunity Knocks, Inc.	1	2,771.00	2,771.00	491
114	Opportunity Knocks, Inc.	2	2,771.00	5,542.00	489
115	Opportunity Knocks, Inc.	2	2,771.00	5,542.00	487
116	LeeJay, Inc.	5	2,770.00	13,850.00	482
117	Apple Inc.	2	2,750.00	5,500.00	480

**WEST VIRGINIA LOTTERY
LIMITED VIDEO LOTTERY
AUGUST 2, 2017 BID OPENING (1:30 p.m.)**

SUCCESSFUL BIDS

BID NUMBER	BUSINESS ORGANIZATION NAME	NUMBER OF PERMITS	PER-TERMINAL PERMIT BID	TOTAL BID AMOUNT	PERMITS AVAILABLE
118	Images Club Inc	2	2,750.00	5,500.00	478
119	Follsban LLC	2	2,711.00	5,422.00	476
120	Northban, LLC	2	2,711.00	5,422.00	474
121	State Line Café & More LLC	2	2,711.00	5,422.00	472
122	Poke, Inc.	4	2,700.00	10,800.00	468
123	Coin Op Vending Corp.	56	2,691.00	150,696.00	412
124	State Line Café & More LLC	2	2,651.00	5,302.00	410
125	State Line Café & More LLC	2	2,651.00	5,302.00	408
126	State Line Café & More LLC	2	2,651.00	5,302.00	406
127	J.P. Henry's Inc	2	2,610.00	5,220.00	404
128	Beckley Speedway, LLC	2	2,552.00	5,104.00	402
129	Ivy's LLC	2	2,552.00	5,104.00	400
130	James Allen #2, LLC	2	2,552.00	5,104.00	398
131	Kelly's World LLC	2	2,552.00	5,104.00	396
132	MiMi's Local Café, LLC	2	2,552.00	5,104.00	394
133	Mimi's Local Café, LLC	2	2,552.00	5,104.00	392
134	Paradise Unlimited, LLC	2	2,552.00	5,104.00	390
135	Appleview, LLC	2	2,550.00	5,100.00	388
136	Myrtle Systems, LLC	2	2,529.99	5,059.98	386
137	Action Foods, LLC	1	2,525.00	2,525.00	385
138	E. Blake, Inc.	1	2,525.00	2,525.00	384
139	Twin Taverns Inc	2	2,521.00	5,042.00	382
140	Tiffany's LLC	1	2,512.00	2,512.00	381
141	Tiffany's LLC	2	2,512.00	5,024.00	379
142	Tiffany's LLC	2	2,512.00	5,024.00	377
143	Tiffany's LLC	2	2,512.00	5,024.00	375
144	Tiffany's LLC	2	2,512.00	5,024.00	373
145	Tiffany's LLC	2	2,512.00	5,024.00	371
146	Tiffany's, LLC	2	2,512.00	5,024.00	369
147	Tiffany's, LLC	2	2,512.00	5,024.00	367
148	Dice LLC	27	2,511.00	67,797.00	340
149	Fifty One Eleven LLC	2	2,511.00	5,022.00	338
150	Fifty One Eleven LLC	3	2,511.00	7,533.00	335
151	Karen's Cookie Carnival Inc	2	2,510.00	5,020.00	333
152	CJ's Pub LLC	2	2,507.00	5,014.00	331
153	Lori's Pub II, LLC	2	2,507.00	5,014.00	329
154	Nicole's LLC	1	2,501.99	2,501.99	328
155	Jerry's Bar Association	1	2,501.00	2,501.00	327
156	Woldap, LLC	1	2,501.00	2,501.00	326
157	Sports Grill Lounge Hot Spot LLC	2	2,500.00	5,000.00	324
158	The Cold Spot LLC	2	2,500.00	5,000.00	322
159	The Cold Spot LLC	2	2,500.00	5,000.00	320
160	The Cold Spot LLC	2	2,500.00	5,000.00	318
161	Make Your Day Café, Inc.	2	2,401.00	4,802.00	316
162	Jessie's Italian Restaurant LLC	2	2,400.00	4,800.00	314
163	S & C Holdings Inc.	2	2,400.00	4,800.00	312
164	S & C Holdings Inc.	2	2,400.00	4,800.00	310
165	Bradley Tropical Retreat LLC	2	2,376.00	4,752.00	308
166	GLB Enterprises, LLC	2	2,376.00	4,752.00	306
167	PGA, LLC	2	2,333.00	4,666.00	304
168	Poke, Inc.	7	2,300.00	16,100.00	297
169	DAR Enterprises LLC	2	2,238.00	4,476.00	295
170	Three J's Inc	2	2,226.00	4,452.00	293
171	Claytongage Inc.	2	2,200.00	4,400.00	291
172	Claytongage, Inc.	2	2,200.00	4,400.00	289
173	Claytongage, Inc.	2	2,200.00	4,400.00	287
174	Duckworth, Inc.	2	2,200.00	4,400.00	285
175	D-Worth, Inc.	2	2,200.00	4,400.00	283
176	Frankie's Italian Restaurant LLC	7	2,200.00	15,400.00	276

**WEST VIRGINIA LOTTERY
LIMITED VIDEO LOTTERY
AUGUST 2, 2017 BID OPENING (1:30 p.m.)**

SUCCESSFUL BIDS

BID NUMBER	BUSINESS ORGANIZATION NAME	NUMBER OF PERMITS	PER-TERMINAL PERMIT BID	TOTAL BID AMOUNT	PERMITS AVAILABLE
177	Hotspot Café, LLC	2	2,200.00	4,400.00	274
178	Jericho Inn Inc	2	2,200.00	4,400.00	272
179	Leah's Italian Restaurant LLC	7	2,200.00	15,400.00	265
180	LeeJay, Inc.	2	2,200.00	4,400.00	263
181	Pam's, Inc.	2	2,200.00	4,400.00	261
182	Pam's, Inc.	2	2,200.00	4,400.00	259
183	Holbert Amusement LLC	1	2,152.00	2,152.00	258
184	B. J. Eplin's, LLC	2	2,110.00	4,220.00	256
185	Celebration Place, LLC	2	2,110.00	4,220.00	254
186	K & J's Skip N Go Inc	2	2,105.00	4,210.00	252
187	Valley Coin Mach. Co.,LLC	5	2,105.00	10,525.00	247
188	The Java Shoppe	2	2,101.00	4,202.00	245
189	WV Café Operations #1 LLC	7	2,100.00	14,700.00	238
190	Steve Holbert	8	2,052.00	16,416.00	230
191	B.W. Boardwalk Enterprises	1	2,026.00	2,026.00	229
192	Greenbrier Valley Liquors	1	2,026.00	2,026.00	228
193	Greenbrier Valley Liquors, Inc.	2	2,026.00	4,052.00	226
194	Joli Inc.	2	2,026.00	4,052.00	224
195	Joli, Inc.	2	2,026.00	4,052.00	222
196	Kathy D McKeand Inc	2	2,026.00	4,052.00	220
197	Lewie's LLC	2	2,026.00	4,052.00	218
198	McClew, Inc.	1	2,026.00	2,026.00	217
199	McClew, Inc.	2	2,026.00	4,052.00	215
200	Neveryeady, Inc.	1	2,026.00	2,026.00	214
201	Philamy Inc	1	2,026.00	2,026.00	213
202	Shirley D McKeand Inc	2	2,026.00	4,052.00	211
203	Shirley D McKeand, Inc	1	2,026.00	2,026.00	210
204	Haddy's, LLC	2	2,025.00	4,050.00	208
205	Playmax, LLC	2	2,021.00	4,042.00	206
206	LeeJay, Inc.	6	2,005.00	12,030.00	200
207	Action Gaming, Inc.	23	2,000.00	46,000.00	177
208	Claytongage, Inc.	2	2,000.00	4,000.00	175
209	GIHIWI, Inc.	2	2,000.00	4,000.00	173
210	Mud Fence, LLC	2	2,000.00	4,000.00	171
211	Poke, Inc.	2	2,000.00	4,000.00	169
212	Spider Shanks LLC	2	2,000.00	4,000.00	167
213	The Main Event Inc	2	2,000.00	4,000.00	165
214	Wild Hog, LLC	2	2,000.00	4,000.00	163
		<u>587</u>	<u>\$ 3,097.85</u>	<u>\$ 1,805,919.29</u>	

LR 002712	Wise Guys	6 Ohio		4 1221 Warwood	Wheeling	2084 National Rd	Wheeling	WV	26003-5229	Joseph Tellitocci	3042439071	GARY@GLESSNERCPA.COM
LR 004717	High Life Lounge	7 Harrison	Woodward	3 19 Casino Dr	Anmoore	PO Box 667	Bridgeport	WV	26330-0667	Cindy	3046223811	cmw022c@aol.com
LR 004727	Christine's Hot Spot	7 Harrison	Shaffer	3 275 Emily Dr	Clarksburg	1301 Corbin	Bridgeport	WV	26330-7563	Christine M	3046225921	hmc1207@me.com
LR 003215	Hollywood	6 Hancock		4 208 Ivy St	Weirton	2084 National Rd	Wheeling	WV	26003-5229	Joseph Tellitocci	3047230234	GARY@GLESSNERCPA.COM
LR 004736	Venus Lounge #26	7 Mercer		2 2409 Washington	Bluefield	PO Box 579	Bradley	WV	25818-0579	Maresh Patel	3043258600	fastpoint@aol.com
LR 004739	WV's Original City	6 Wood		1 12453 Emerson	Parkersburg	3700 Emerson	Parkersburg	WV	26104-0001	Charles McCay	3044644649	bknight@astorgjones.com
LR 004741	WV's Original City	6 Wood		1 1447 7th St	Parkersburg	3700 Emerson	Parkersburg	WV	26104-0001	Charles McCay	3048651590	bknight@astorgjones.com
LR 004742	WV's Original City	6 Wood		1 1217B Garfield	Parkersburg	3700 Emerson	Parkersburg	WV	26104-0001	Charles McCay	3048652295	bknight@astorgjones.com
LR 004738	LG Tavern #2	7 Logan	Southern	2 319 George	Logan	PO Box 968	Beckley	WV	25802-0968	Greg R. Darby	3047528883	gdarby@lgstores.com
LR 004746	Jakki's	7 Berkeley	J & J	3 4992	Inwood	1009 West	Martinsburg	WV	25401-1745	Jakki L. Van	3048211161	jakkilvm@hotmail.com
LR 004643	Sarahs	7 Mercer		2 1295 Stafford Dr	Princeton	PO Box 5449	Princeton	WV	24740-5449	Sarah Castle	3044255050	dawnenterprises1@yahoo.com
LR 004647	Letha's No 2-Sam's	7 Kanawha	Clay Music	1 1270 Greenbrier	Charleston	1270 Greenbrier	Charleston	WV	25311-1002	Kenneth	3045499377	KENNYARMSTEAD@GMAIL.COM
LR 004559	Valley Choice	7 Cabell	Southern	2 4642 US Route 60	Huntington	4642 Route 60 E	Huntington	WV	25705	George	3047361117	mike_mccollins@yahoo.com
LR 004147	Java Joe's Café	7 Cabell	Dustyn	2 3914 3rd Ave	Huntington	PO Box 861	Barboursville	WV	25504-0861	Robert Booten	3046340338	mbooten@gmail.com
LR 004929	Java Joe's Café	7 Putnam	Dustyn	2 2949 Putnam Ave	Hurricane	PO Box 861	Barboursville	WV	25504-0861	Robert H.	3043974011	MBooten@gmail.com
LR 004947	Jakki's Too	7 Berkeley	J & J	3 12761 Winchester	Bunker Hill	1009 West	Martinsburg	WV	25401-1745	Harry C. Van	3042290131	jakkilvm@hotmail.com
LR 004924	High Life Lounge	6 Harrison	Woodward	3 762 W Pike St	Clarksburg	PO Box 1350	Bridgeport	WV	26330-6350	Cindy M.	3046223256	cmw022c@aol.com
LR 004958	Sandy's Hot Spot	7 Greenbrier	Shaffer	2 850 Main St	Rainelle	850 Main St	Rainelle	WV	259621247	Robert J. Ellison	3044381222	
LR 004172	Crown Café	6 Hancock	Action Gaming,	4 156-A Carolina	Chester	100 Lafayette	Moundsville	WV	26041-1029	Katelin Shriver	3042500022	metal_twt@yahoo.com
LR 004179	Miss Alice's	7 Raleigh	Vast Vending,	2 675 Ritter Dr	Beaver	PO Box 521	Crab Orchard	WV	25827-0521	Connie D	3042522174	
LR 004239	Friendly's	7 Wayne	Southern	2 4544 US 152	Lavalette	100 Palo Alto St	Wayne	WV	25570-0017	Lisa Ramey	3045224999	LISA2269@HOTMAIL.COM
LR 004246	Palm Café	6 Hancock		4 12183 Ohio River	Chester	337 Penco Rd	Weirton	WV	26062-3828	Marcus	3043872524	WeirtonInvestments@yahoo.com
LR 004309	Sara's Place	7 Berkeley	Progressive	3 3058-B Charles	Kearneysville	168 Maddexfarm	Shepherdstown	WV	25443-4335	Hossein	3042674125	
LR 004857	Boomers Hot Spot	7 Jackson	Trans Allegheny	1 110 Shin Lane	Ripley	PO Box 3622	Parkersburg	WV	26103-3622	Barbara K. Fittro	3043727775	bfittro@taewv.com
LR 004269	Konnie's Kastle	6 Marshall	Random World,	4 20 Jefferson Ave,	Moundsville	311 Ninth St	Glen Dale	WV	26038-1663	Gary Young	3048100690	
LR 004285	River City Perk	7 Wood	A-1 Amusement	1 1240 Highland	Williamstown	1240 Highland	Williamstown	WV	26187-1668	Jeffrey L Cowan	3043759187	jeffcowan17@yahoo.com
LR 004271	Texas Jim #5	6 Putnam	Hurricane	2 4017 State Route	Hurricane	2 Windsor Dr	Huntington	WV	25705-3856	James	3049725154	HOGSETT@FRONTIER.COM
LR 004312	Longshots Billiards	7 Jefferson	Advanced	3 76 Wolfcraft Way	Charles Town	76 Wolfcraft Way	Charles Town	WV	25414-4901	Mattelynn	3047241975	MATTELYNN@FRONTIERNET.NET
LR 004264	Pop's of Shady	7 Raleigh	Random World,	2 2825 Ritter Dr	Shady Spring	HC 76 Box 172	Nimitz	WV	25978-9726	Alex Tassos	3044662716	
LR 004265	Knobley Mountain	7 Mineral	Advanced	3 2793 Veterans	Ridgeley	PO Box 504	Ridgeley	WV	26753-0504	Jo Snyder	3047384034	
LR 004337	Becky's	7 Preston	Jack's	3 Route 7 Main St	Masontown	PO Box 14	Kingwood	WV	26537-0014	Rebecca Davis	3046989060	
LR 004349	High Life Lounge	6 Marion	Woodward	4 2500 Fairmont	White Hall	PO Box 1350	Bridgeport	WV	26330-6350	Cindy	3043333993	cmw022c@aol.com
LR 004386	Sophia's	7 Putnam		2 417 Hurricane	Hurricane	216 Brooks St Ste	Charleston	WV	25301-1800	Wendel B	6812334030	wturner@turnerjohns.com
LR 004495	Jasper's Sports Bar	7 Berkeley	Blue Diamond	3 970 Foxcroft Ave	Martinsburg	970 Foxcroft Ave	Martinsburg	WV	25401-1851	Ladd Jasper Jr	3042621470	LADDJASPER@AOL.COM
LR 004500	Necessity	7 Marion	Jack's	4 73 Meadowdale	Fairmont	30 Courtland Ave	Wheeling	WV	26003-5015	Amanda Burke	3043637117	amanda73632@aol.com
LR 004501	Crown II	6 Hancock	Action Gaming,	4 501 Washington	Newell	100 Lafayette	Moundsville	WV	26041-1029	Katelin Shriver	3043873518	metal_twt@yahoo.com
LR 004508	Casey's Tavern Hot	7 Marion	S & B Gaming	4 Route 250 N	Farmington	PO Box 130	Enterprise	WV	26568-0130	Elizabeth	3048251325	elizabethscudere@yahoo.com
LR 003484	Mugsy's Café III	7 Hancock		4 12163 Ohio River	Chester	337 Penco Rd	Weirton	WV	26062-3828	Eric Frankovitch	3043871622	WeirtonInvestments@yahoo.com
LR 005505	Marlinton Motor	7 Pocahontas	Shaffer	3 21507 Seneca	Edray	PO Box 34	Mt Lookout	WV	26678-0034	Charles Butcher	3047994711	butc2.rb@gmail.com
LR 001029	Harvest Moon	7 Marion	Progressive	4 3466 Fairmont	Fairmont	1490 Barry St	Fairmont	WV	26554-2375	Joseph Trotta	3048163679	joemoon4171@gmail.com
LR 004392	Geno's-Moundsville	7 Marshall	Coin Op	4 317 Lafayette	Moundsville	98 East Cove Ave	Wheeling	WV	26003-5080	John R Prather	3048100762	BRENT@GUMBYSROCKS.COM
LR 004407	BT's	7 Wayne	Random World,	2 4908 Waverly Rd	Huntington	4908 Waverly Rd	Huntington	WV	25704-1036	Teresa Boggs	3044293739	
LR 004451	The Coffee Bar	7 Lewis	Derrick Video,	3 530 Buckhannon	Weston	96 US Hwy 33	Weston	WV	26452-7049	Roderick	3042692841	centralwv@yahoo.com
LR 001146	My Place	7 Mineral	Advanced	3 7 Potomac St	Ridgeley	PO Box 60	Ridgeley	WV	26753-0060	Gary Butts	3047388989	myplaceinc@rocketmail.com
LR 001265	Golden Rail	7 Wayne	Southern	2 700 23rd St	Kenova	PO Box 225	Kenova	WV	25530-0225	Gaylen Cisco	3044534276	ciscollc@zoominternet.net
LR 001041	Fairmont Bowling	7 Marion	Jack's	4 1 Kirkway Dr	Fairmont	1 Kirkway Dr	Fairmont	WV	26554-2858	Michael	3043660631	woz715@aol.com
LR 001007	Chesterfield House	7 Kanawha		1 3112 Chesterfield	Charleston	3112 Chesterfield	Charleston	WV	25304-1214	Sumeat	3043455071	MAXNAMSUPAK@YAHOO.COM
LR 004955	Bourbon Brew	7 Berkeley	Ajax	3 55 Meridian Pkwy	Martinsburg	829 Koontztown	Hedgesville	WV	25427-5890	Todd K. Burger	3045962034	alyssa.burger@comcast.net
LR 001047	Undo's Stag &	6 Marshall	Wheeling Coin,	4 753 Main St	Benwood	1165 Market St	Wheeling	WV	26003-2905	Nicholas	3042330560	nick.sparachane@usi.com
LR 004537	Annie's Café	7 Ohio	Action Gaming,	4 56 Cruiser Rd	Triadelphia	100 Lafayette	Moundsville	WV	26041-1029	Katelin Shriver	3045471450	metal_twt@yahoo.com
LR 004564	River City Perk	7 Jackson	A-1 Amusement	1 103 Wilding Rd	Ravenswood	1705 Harris Hwy	Washington	WV	26181-8715	Clayton Ullman	3042735009	rivercityperk@yahoo.com
LR 004558	Haddy's	7 Mineral		3 123 Stoney Run	Keyser	2933 Laurel Dale	New Creek	WV	26743-9608	Michael	3047881422	mikeandpaulacourtney@comcast.net
LR 005358	The Coffee Cup	7 Wetzel	Action Gaming,	4 520 Third St	New	520 Third St	New	WV	26155-1969	Katelin Shriver	3047711167	metal_twt@yahoo.com
LR 004520	Java Joe's Café	7 Cabell	Dustyn	2 1760 Adams Ave	Huntington	PO Box 861	Barboursville	WV	25504-0861	Robert Booten	3047810638	mbooten@gmail.com
LR 004519	Gina's Lounge II	7 Cabell	Dustyn	2 5984 US Route 60	Barboursville	930 9th Ave	Huntington	WV	25701-2814	Diana Sturm	3044161746	ginos@comcast.net
LR 004538	Murdochs River	7 Wood		1 3420 Murdoch	Parkersburg	432 60th St	Vienna	WV	26105-8091	Kami Astorg	3048939969	bknight@astorgjones.com
LR 004528	Digits Hot Spot	7 Marion	Jack's	4 1320 Pleasant	Pleasant Valley	1066 Rivershore	Fairmont	WV	26554-8353	Debra Matusky	3043661366	msdk347673@aol.com
LR 004547	The Station Bar &	7 Mineral	Ajax	3 Route 1 Box 49	Ridgeley	829 Koontztown	Hedgesville	WV	25427-5890	Todd Burger	3042835665	alyssa.burger@comcast.net
LR 001109	Frank's Hot Spot	6 Monongalia		4 403 Holland Ave	Westover	22 Lane St	Westover	WV	26501-4392	Joseph Scotchel	3042841100	CSCOTCHEL@YAHOO.COM
LR 003216	Emma's at the	7 Mineral	Advanced	3 Route 1 Box 98A	Wiley Ford	1300 Beacon St	Keyser	WV	26726-2105	Emma Courtney	3047388700	dougandemma@comcast.net

LR 005398	The Ladderhouse	7 Berkeley	J & J	3 2209 Charles	Kearneysville	2209 Charles	Kearneysville	WV	25430-2612	Jakki L Van	3042672441	jakkivan@gmail.com
LR 005532	One-A-Way	7 Preston	Progressive	3 16628 Veterans	Kingwood	16628 Veterans	Kingwood	WV	26537-8036	Tina Thomas	3043290411	tmthomas@yahoo.com
LR 001569	Denver's Depot	7 Kanawha	Derrick Video,	1 430 W	Charleston	430 W	Charleston	WV	25302-2131	Denver	3043443388	DRAYWHITTAKER@YAHOO.COM
LR 001327	Butch & Mary's	7 Logan	Southern	2 601 Buffalo Creek	Kistler	PO Box 268	Kistler	WV	25628-0268	Sherman	3045832495	
LR 004922	State Line Grocery	7 Ohio	Wheeling Coin,	4 11762 National Rd	Valley Grove	2084 National Rd	Wheeling	WV	26003-5229	Lawrence R.	3045471001	gary@glessnercpa.com
LR 001441	Strikers Sports	6 Mercer		2 3224 Cumberland	Bluefield	3224	Bluefield	WV	24701-5039	Carl Mariotti	3043257037	MOUNTAINEER3@FRONTIERNET.NET
LR 001458	Cave Club	7 Ohio	Wheeling Coin,	4 2340 Market St	Wheeling	2340 Market St	Wheeling	WV	26003-3954	Thomas Fadul	3042328368	HUGHES47013@HOTMAIL.COM
LR 001390	Ernie's City Perk	6 Wood		1 3509 Emerson	Parkersburg	3700 Emerson	Parkersburg	WV	26104-0001	Charles McCay	3048650225	bkknight@Astorgjones.com
LR 001484	Generations Pub	7 Ohio	Action Gaming,	4 338 National Rd	Wheeling	338 National Rd	Wheeling	WV	26003	Michael	3042327917	
LR 003376	STARZ Hot Spot @	6 Monongalia		4 8 Ervin Lane	Osage	2084 National Rd	Wheeling	WV	26003-5229	Larry Lewis	3042439071	larry@thelewisfg.com
LR 001783	Paul's Po-Boy	7 Wetzel	Action Gaming,	4 198 N State Route	New	198 N State	New	WV	26155-1604	Sharon Sloan	3044472050	choochoos@suddenlinkmail.com
LR 001579	River City Perk Big	7 Wood	A-1 Amusement	1 3303 Dudley Ave	Parkersburg	3303 Dudley Ave	Parkersburg	WV	26104-1811	Jeffrey Cowan	3044209030	jeffcowan17@yahoo.com
LR 001355	Hill House Pizza Pub	7 Wood	A-1 Amusement	1 4622 Emerson	Parkersburg	4622 Emerson	Parkersburg	WV	26104-1212	Robert	3044859901	SYLVBOB@YAHOO.COM
LR 001545	Dixie Bar & Grill	6 Wood	Leelay	1 3300 Camden Ave	Parkersburg	204 Highland Ave	Williamstown	WV	26187-1256	William L	3044226060	wsutlin@yahoo.com
LR 001589	21 Pool Room	7 Kanawha	Mountaineer	1 3742 Sissonville	Charleston	3742 Sissonville	Charleston	WV	25312-9530	James Henry	3043469880	dd243742@aol.com
LR 001625	Davis' Place	7 Cabell	Southern	2 803 8th St	Huntington	803 8th St	Huntington	WV	25701-2801	Gifford D	3045229770	
LR 001807	Dave's Tavern &	7 Kanawha	Southern	1 1630 Oakhurst Dr	Charleston	1630 Oakhurst Dr	Charleston	WV	25314-2444	Sherri Lawrence	3047444215	
LR 001537	L.A. Pub	7 Logan	Southern	2 98 Riverview Ave	Logan	Box 1088	Logan	WV	25601-1088	Victoria Johnson	3046871202	BILLANDERSON49@HOTMAIL.COM
LR 001746	TJ's Sports Garden	7 Ohio	Action Gaming,	4 808 National Rd	Wheeling	808 National Rd	Wheeling	WV	26003-6439	Tashe Jovanni	3042329555	TJSPORTSGARDEN@YAHOO.COM
LR 005577	Stacey's Hot Spot 3	7 Preston	Shaffer	3 107 1/2 Pleasant	Kingwood	28 Chatham Way	Bridgeport	WV	26330-2805	Stacey Mangum	3043296986	stacey.ryan70@gmail.com
LR 003211	State Line Café &	6 Brooke		4 1681 Washington	Wellsburg	2084 National Rd	Wheeling	WV	26003-5229	Lawrence Lewis	3042439071	larry@thelewisfg.com
LR 003622	High Life Lounge	7 Marion	Woodward	4 517 E Park Ave	Fairmont	PO Box 1350	Bridgeport	WV	26330-6350	Cindy	3043671277	cmw022c@aol.com
LR 001838	Karen's Cookie	7 Cabell		2 553 Washington	Huntington	553 Washington	Huntington	WV	25701-1039	Phillip M. Mann	3045237688	TREY@LEWISANDASSOCIATESCPAS.COM
LR 001784	The Smokehouse	7 Kanawha	Clay Music	1 1549 W	Charleston	1549 W	Charleston	WV	25387-2315	Charles	3043452966	mkiebob14@yahoo.com
LR 005509	Village Hot Spot	7 Harrison	Buck's Inc.	3 1489 Milford St	Clarksburg	1489 Milford St	Clarksburg	WV	26301-5857	Scott Fontaine	3046241034	woods racer2003@yahoo.com
LR 001834	Buddy B's	7 Kanawha	Clay Music	1 6083 Sissonville	Charleston	6083 Sissonville	Charleston	WV	25312-9595	William Burford	3049849410	
LR 001912	Same Old Place 1	7 Cabell	Bat's, Inc.	2 1443 A Adams	Huntington	PO Box 7786	Huntington	WV	25778-7786	Phyllis	3047812300	cnull1492@yahoo.com
LR 005388	Geno's Old Elm	7 Ohio	Coin Op	4 56 E Cove Ave -	Wheeling	98 E Cove Ave	Wheeling	WV	26003-5080	John R Prather	3049050868	brent@gumbysrocks.com
LR 001829	River City Perk	7 Wood	A-1 Amusement	1 1705 Harris Hwy	Washington	1705 Harris Hwy	Washington	WV	26181-8715	Clayton Ullman	3048633271	RIVERCITYPERK@YAHOO.COM
LR 005641	Blue's	6 Lewis	Derrick Video,	3 113 Circle Dr	Weston	113 Circle Dr	Weston	WV	26452-6937	Matthew Gissy	3049978890	mgissy10@gmail.com
LR 001876	Abbey's	7 Ohio	Wheeling Coin,	4 145 Zane St	Wheeling	145 Zane St	Wheeling	WV	26003-2293	Hannah Boord	3042330729	hboord@gmail.com
LR 001925	Rosie's IV	7 Mercer	Random World,	2 US Route 52	Bluewell	PO Box 721	Bluefield	WV	24701-0721	Teresa Huffman	3045897158	starcatcher24740@yahoo.com
LR 005329	Uncle Charlie's	7 Harrison	Buck's Inc.	3 1489 Milford St	Clarksburg	1489 Milford St	Clarksburg	WV	26301-5857	Scott R Fontaine	3046226452	woods racer2003@yahoo.com
LR 002064	Airport Pub	7 Mineral	Advanced	3 1575 Cornell St	Keyser	1575 Cornell St	Keyser	WV	26726-2004	Georganna	3047882700	kevin@rainbowlanesbowl.com
LR 001989	High Life Lounge I	7 Marion	Woodward	4 Route 250 S	Fairmont	PO Box 1350	Bridgeport	WV	26330-6350	Cindy	3043681750	cmw022c@aol.com
LR 002048	Stataline Big Time	7 Wood	LeeJay	1 1 Martin Square	Williamstown	204 Highland Ave	Williamstown	WV	26187-1256	William L.	3043752500	wsutlin@yahoo.com
LR 002207	Daddy Lou's Pub &	7 Mineral	Advanced	3 104 Knobley Rd	Keyser	104 Knobley Rd	Keyser	WV	26726-6707	Louis Schultz	3047908027	DADDYLOU@ATLANTICBB.NET
LR 002168	High Life Lounge	7 Lewis	Woodward	3 532 US Hwy 33 E	Weston	PO Box 1350	Bridgeport	WV	26330-6350	Cindy	3042697730	cmw022c@aol.com
LR 002318	Henderson Café	7 Mason	Trans Allegheny	1 300 Chestnut St	Henderson	PO Box 3622	Parkersburg	WV	26103-3622	Barbara K Fittro	3046752164	bfittro@frontier.com
LR 002270	Same Old Place 2	7 Wayne	Bat's, Inc.	2 2024 Chestnut St	Kenova	PO Box 7786	Huntington	WV	25778-7786	Phyllis	3044537043	cnull1492@yahoo.com
LR 002329	High Life Lounge-E	7 Preston	Woodward	3 422 1/2 E Main St	Kingwood	PO Box 1350	Bridgeport	WV	26330-6350	Cindy	3043294500	cmw022c@aol.com
LR 002284	LA Café	7 Wood	Trans Allegheny	1 1007 Grand	Vienna	PO Box 1425	Parkersburg	WV	26102-1425	Marilyn Fittro	3042955050	marilyn@lrgswv.com
LR 002367	Mimi's-Quincy	6 Kanawha		1 2700 E Dupont	Belle	3960 Teays	Hurricane	WV	25526-9796	Stephen Scott	3049496046	LYNNS@WVRM.NET
LR 002327	Mimi's-Southridge	6 Kanawha		1 2836	S Charleston	3960 Teays	Hurricane	WV	25526-9796	Stephen Scott	3047203707	LYNNS@WVRM.NET
LR 002316	Mimi's-Ashton	7 Kanawha		1 1107 Fledderjohn	Charleston	3960 Teays	Hurricane	WV	25526-9796	Stephen Scott	3047201888	LYNNS@WVRM.NET
LR 002315	Mimi's-St. Albans	6 Kanawha		1 1433 MacCorkle	Saint Albans	3960 Teays	Hurricane	WV	25526-9796	Stephen Scott	3042012555	LYNNS@WVRM.NET
LR 002313	Same Old Place 7	7 Wayne	Bat's, Inc.	2 1802 Pine St	Kenova	PO Box 7786	Huntington	WV	25778-7786	Phyllis	3044536162	cnull1492@yahoo.com
LR 002338	Gary's Always Hot	7 Wood	Leelay	1 1508 Saint Marys	Parkersburg	204 Highland Ave	Williamstown	WV	26187-1256	William L	3044224541	wsutlin@yahoo.com
LR 002340	Patty's-Beckley	7 Raleigh		2 409 Beckley	Beckley	3960 Teays	Hurricane	WV	25526-9796	Stephen Scott	3049292640	LYNNS@WVRM.NET
LR 002346	Mimi's-Liberty	7 Putnam		2 5 Liberty Square	Hurricane	3960 Teays	Hurricane	WV	25526-9796	Stephen Scott	3042013535	LYNNS@WVRM.NET
LR 002418	Sofia's-Old	6 Berkeley		3 1345 Edwin Miller	Martinsburg	3960 Teays	Hurricane	WV	25526-9796	Stephen Scott	3045962323	LYNNS@WVRM.NET
LR 002417	Sofia's-North Mall	6 Berkeley		3 738 N Foxcroft	Martinsburg	3960 Teays	Hurricane	WV	25526-9796	Stephen Scott	3045962300	LYNNS@WVRM.NET
LR 002392	Patty's-Beckley	7 Raleigh		2 Unit 1 316 Beckley	Beckley	3960 Teays	Hurricane	WV	25526-9796	Stephen Scott	3042552062	LYNNS@WVRM.NET
LR 002393	Mimi's-Dunbar	7 Kanawha		1 961 Dunbar	Dunbar	3960 Teays	Hurricane	WV	25526-9796	Stephen Scott	3047201880	LYNNS@WVRM.NET
LR 002421	Paula's-Bridgeport	7 Harrison		3 1218 W Main St	Bridgeport	3960 Teays	Hurricane	WV	25526-9796	Stephen Scott	3048480406	LYNNS@WVRM.NET
LR 002414	Patty's-Oak Hill	6 Fayette		2 553 Mall Rd	Oak Hill	3960 Teays	Hurricane	WV	25526-9796	Stephen Scott	3044694051	LYNNS@WVRM.NET
LR 002404	Stars and Stripes	6 Brooke		4 4096 Main St	Weirton	2084 National Rd	Wheeling	WV	26003-5229	Joseph Tellitocci	3042439071	Gary@GlessnerCPA.com
LR 002440	The Hot Spot	7 Wood	Shaffer	1 813 Division St	Parkersburg	PO Box 225	Summersville	WV	26651-0225	Joe Winchester	3044228220	CFWINCHESTER@HOTMAIL.COM
LR 002405	Mimi's-Nitro	6 Kanawha		1 63 Nitro	Cross Lanes	3960 Teays	Hurricane	WV	25526-9796	Stephen Scott	3042042288	LYNNS@WVRM.NET
LR 002427	The Circle	7 Ohio	Coin Op	4 Exit 11 & I 70	Triadelphia	98 E Cove Ave	Wheeling	WV	26003-5080	John R Prather	3045470428	BRENT@GUMBYSROCKS.COM

LR 002413	Patty's-Merchants	6	Nicholas		2	223 Merchants	Summersville	3960 Teays	Hurricane	WV	25526-9796	Stephen Scott	3048832323	LYNNS@WVRM.NET
LR 002448	Patty's-Princeton	6	Mercer		2	1057 Stafford Dr	Princeton	3960 Teays	Hurricane	WV	25526-9796	Stephen Scott	3044254347	LYNNS@WVRM.NET
LR 002501	Must Be 21 To	7	Wood		1	245 Elizabeth Pike	Mineral Wells	1211 31st St	Vienna	WV	26105-2663	Elizabeth Jones	3044893003	ELIZAJONES13@AOL.COM
LR 002437	A Different	6	Wood	Action Gaming,	1	1605 Staunton	Parkersburg	4544 1/2	Parkersburg	WV	26104-1214	Katelin Shriver	3044246524	metal_twt@yahoo.com
LR 002453	Paula's-Clarksburg	7	Harrison		3	472 Emily Dr	Clarksburg	3960 Teays	Hurricane	WV	25526-9796	Stephen Scott	3043262555	LYNNS@WVRM.NET
LR 002499	Mimi's-Pea Ridge	6	Cabell		2	5636 US Route 60	Huntington	3960 Teays	Hurricane	WV	25526-9796	Stephen Scott	3043022050	LYNNS@WVRM.NET
LR 002452	Paula's-Fairmont	6	Marion		4	310 Marion	Fairmont	3960 Teays	Hurricane	WV	25526-9796	Stephen Scott	3043631741	LYNNS@WVRM.NET
LR 002480	Paula's-Elkins	6	Randolph		3	773 Beverly Pike	Elkins	3960 Teays	Hurricane	WV	25526-9796	Stephen Scott	3046360243	LYNNS@WVRM.NET
LR 002449	Patty's-Bluefield	6	Mercer		2	3022-B E	Bluefield	3960 Teays	Hurricane	WV	25526-9796	Stephen Scott	3043275139	LYNNS@WVRM.NET
LR 002487	Patty's-Sophia	6	Raleigh		2	826 Robert C Byrd	Sophia	3960 Teays	Hurricane	WV	25526-9796	Stephen Scott	3046834700	LYNNS@WVRM.NET
LR 002447	Patty's-Gateway	7	Nicholas		2	1018 Wal St	Summersville	3960 Teays	Hurricane	WV	25526-9796	Stephen Scott	3048727941	LYNNS@WVRM.NET
LR 002451	Paula's-Mileground	7	Monongalia		4	1756 Mileground	Morgantown	3960 Teays	Hurricane	WV	25526-9796	Stephen Scott	3042252505	LYNNS@WVRM.NET
LR 002471	Paula's-University	7	Monongalia		4	55 Don Knotts	Morgantown	3960 Teays	Hurricane	WV	25526-9796	Stephen Scott	3042252525	LYNNS@WVRM.NET
LR 002536	Paula's-Westover	6	Monongalia		4	150 Holland Ave	Westover	3960 Teays	Hurricane	WV	25526-9796	Stephen Scott	3042252206	LYNNS@WVRM.NET
LR 002469	Johnnie's Hot Spot	7	Marion	Jack's	4	428 Camden Ave	Monongah	PO Box 9004	Monongah	WV	26555-9004	John Mascaro	3045343103	
LR 002529	Stoney Café	7	Wood	Action Gaming,	1	4544 Emerson	Parkersburg	4544 Emerson	Parkersburg	WV	26104-1214	Katelin Shriver	3044285222	metal_twt@yahoo.com
LR 002502	Max's Place	7	Kanawha		1	3120 Chesterfield	Charleston	3112 Chesterfield	Charleston	WV	25304-1214	Sumeat	3043450174	MAXNAMSUPAK@YAHOO.COM
LR 002592	River City Perk	7	Jackson	A-1 Amusement	1	130 Washington	Ravenswood	1705 Harris Hwy	Washington	WV	26181-8715	Clayton Ullman	3042732260	rivercityperk@yahoo.com
LR 002525	Geno's-New	7	Wetzel	Coin Op	4	New Martinsville	New	98 E Cove Ave	Wheeling	WV	26003-5080	John R Prather	3044550000	BRENT@GUMBYSROCKS.COM
LR 002575	Sofia's-Ranson	6	Jefferson		3	809 N Mildred St	Ranson	3960 Teays	Hurricane	WV	25526-9796	Stephen Scott	3047241596	LYNNS@WVRM.NET
LR 002548	Mimi's-Patrick St.	7	Kanawha		1	1607B Kanawha	Charleston	3960 Teays	Hurricane	WV	25526-9796	Stephen Scott	3043427090	LYNNS@WVRM.NET
LR 003198	TJ's Place	7	Berkeley	Ajax	3	30 Forever Green	Falling Waters	829 Kooontztown	Hedgesville	WV	25427-5890	Todd Burger	3042740552	alyssa.burger@comcast.net
LR 002576	Paula's-Weston	6	Lewis		3	326 Market Place	Weston	3960 Teays	Hurricane	WV	25526-9796	Stephen Scott	3042693034	LYNNS@WVRM.NET
LR 002645	Casey's II Hot Spot	7	Harrison	S & B Gaming	3	Route 19	Gypsy	PO Box 130	Enterprise	WV	26568-0130	Elizabeth	3045925800	elizabethscudere@yahoo.com
LR 002607	High Life Lounge	7	Randolph	Woodward	3	208 S Randolph	Elkins	PO Box 1350	Bridgeport	WV	26330-6350	Cindy	3046376714	cmw022c@aol.com
LR 002649	High Life Lounge II	7	Marion	Woodward	4	914 E Grafton Rd	Fairmont	PO Box 1350	Bridgeport	WV	26330-6350	Cindy	3043337656	cmw022c@aol.com
LR 002702	Stars and Stripes II	6	Brooke		4	4107 Freedom	Weirton	2084 National Rd	Wheeling	WV	26003-5229	Joseph Tellitocci	3042439071	Gary@GlessnerCPA.com
LR 003288	Sally's Hot Spot	7	Marion	Jack's	4	3208 Husky Hwy	Farmington	3208 Husky Hwy	Farmington	WV	26571-8122	Matthew	3048256032	matbereye@aol.com
LR 002653	Cheech's Pizza	7	Mingo	Southern	2	Route 65	Lenore	PO Box 398	Lenore	WV	25676-0398	Beverly Adkins	3044755263	
LR 002741	Giovanni's Pizza	7	Raleigh	Random World,	2	7021 Harper Rd	Glen Daniel	PO Box 399	Glen Daniel	WV	25844-0399	Kevin Calloway	3049340222	KEVCALLOWAY@YAHOO.COM
LR 005603	Casey's VII Hot Spot	7	Harrison	S & B Gaming	3	242 Pike St	Shinnston	PO Box 130	Enterprise	WV	26568-0130	Elizabeth	3045921112	elizabethscudere@yahoo.com
LR 005610	Up On The Lane	7	Ohio	Action Gaming,	4	97 Edgington Ln	Wheeling	97 Edgington Ln	Wheeling	WV	26003-1541	Lauren Jones	3049050171	
LR 005615	TNT Spot 1	6	Mason	Random World,	1	42 Midway St	Mason	PO Box 403	Mason	WV	25260-0403	Lindsay Percell	3049899788	Lnicolepercell@yahoo.com
LR 005616	Josephine's	7	Berkeley	Blue Diamond	3	44 Vantage View	Falling Waters	55 Shenandoah	Martinsburg	WV	25405-6288	Bonita Hutzler	3042740008	epretailers@gmail.com
LR 005620	Starz of Westover	6	Monongalia	Wheeling Coin,	4	164 Holland Ave	Westover	2084 National Rd	Wheeling	WV	26003-5229	Joseph Tellitocci	3042849760	
LR 005623	Pam's A	7	Wayne	Random World,	2	862 C St	Ceredo	PO Box 526	Kenova	WV	25530-0526	Kathy McKeand	3042849760	jmckeand7833@gmail.com
LR 005618	TNT Spot 2	6	Mason	Random World,	1	21337 Ohio River	Mason	PO Box 403	Mason	WV	25260-0043	Lindsay Percell	3049899788	Lnicolepercell@yahoo.com
LR 005543	Little General Store	7	Logan	Southern	2	124 1/2 Stollings	Logan	PO Box 968	Beckley	WV	25802-0968	Greg Darby	3047521020	gdarby@lgstores.com
LR 005558	Jenni's Front Room	7	Logan	Southern	2	357 George	Logan	PO Box 1070	Mount Gay	WV	25637-1070	Jennifer	3047521895	
LR 005655	First and Last Shot	7	Ohio	Action Gaming,	4	3638 National Rd	Triadelphia	100 Lafayette	Moundsville	WV	26041-1029	Kevin Denholm	3045475781	owls4500@yahoo.com
LR 002708	Brooke Plaza Café	7	Brooke	Coin Op	4	1502 Main St	Follansbee	98 E Cove Ave	Wheeling	WV	26003-5080	John R Prather	3047977072	brent@gumbysrocks.com
LR 002719	Texas Jim #1	6	Cabell		2	4331 US Route 60	Huntington	4331 US Route	Huntington	WV	25705-2901	James	3046381617	HOGSETT@FRONTIER.COM
LR 002723	Pop's of Hinton	7	Summers	Random World,	2	600 Stokes Dr	Hinton	HC 76 Box 172	Nimitz	WV	25978-9726	Alexander	3044662716	
LR 002714	5 Spot #2	7	Berkeley	Gameroom	3	1253 Hedgesville	Martinsburg	PO Box 2333	Martinsburg	WV	25402-2333	Gina Butts	3042642034	buttsgina@aol.com
LR 002736	Opportunity Knocks	6	Monroe	Random World,	2	112 Market St	Peterstown	PO Box 306	Mullens	WV	25882-0306	Robert Toler	3047539525	
LR 002734	Opportunity Knocks	7	Mercer	Random World,	2	3521 Coal	Bluewell	PO Box 306	Mullens	WV	25882-0306	Robert Toler	3045893288	
LR 002735	Opportunity Knocks	7	Raleigh	Vast Vending,	2	1257 Robert C	Crab Orchard	PO Box 306	Mullens	WV	25882-0306	Robert Toler	3042500053	MISSIE@AUTREYTOLER.COM
LR 002862	Overtime Lounge	7	Nicholas	Shaffer	2	862 A & B Broad	Summersville	PO Box 225	Summersville	WV	26651-0225	Cornelius Joe	3048729505	CFWINCHESTER@HOTMAIL.COM
LR 002772	The Island Coffee	6	Ohio	Wheeling Coin,	4	1 Virginia St	Wheeling	1165 Market St	Wheeling	WV	26003-2905	Robert Catalano	3042335155	beaucatalano@yahoo.com
LR 002771	Sam's Hotdogs	7	Kanawha		1	10406 MacCorkle	Marmet	PO Box 8826	Charleston	WV	25303-0826	Gregory Brewer	3049492380	sjbfoods@gmail.com
LR 002737	Curt's	7	Monroe	Vast Vending,	2	27 Market St	Peterstown	PO Box 1238	Crab Orchard	WV	25827-1238	Sandra Raso	3047534549	
LR 002784	A B Cody's	7	Harrison	Shaffer	3	1205 West	Clarksburg	913 N 13th St	Clarksburg	WV	26301-1923	James Larry, II.	3046241831	jpl.55@live.com
LR 002805	Java Joe's Café	7	Wayne	Dustyn	2	US 60 at 4th St	Ceredo	PO Box 861	Barboursville	WV	25504-0861	Robert Booten	3047818230	MBOOTEN@GMAIL.COM
LR 002779	Barney's Sports Bar	7	Kanawha	Southern	1	1007 1/2 Bigley	Charleston	921 Highland	Saint Albans	WV	25177-2975	Diane Egnor	3047204400	dlegnor@aol.com
LR 002804	Mimi's-Hill's Plaza	7	Kanawha		1	303 Patrick Street	Charleston	3960 Teays	Hurricane	WV	25526-9796	Stephen Scott	3043436794	LYNNS@WVRM.NET
LR 002838	The Hot Spot	7	Wood	Shaffer	1	555 Elizabeth Pike	Mineral Wells	PO Box 225	Summersville	WV	26651-0225	Joe Winchester	3044899672	CFWINCHESTER@HOTMAIL.COM
LR 002891	Judy's	7	Raleigh	Clay Music	2	275 N Eisenhower	Beckley	PO Box 396	Belle	WV	25015-0396	Harold Ray	3042528719	mclay6222@gmail.com
LR 002833	Must Be 21 To	6	Wood		1	28 12th St	Parkersburg	1211 31st St	Vienna	WV	26105-2663	Elizabeth D	3044229909	ELIZAJONES13@AOL.COM
LR 002874	High Life Lounge	7	Harrison	Woodward	3	797A W Main St	Bridgeport	PO Box 1350	Bridgeport	WV	26330-6350	Cindy	3048420486	cmw022c@aol.com
LR 003161	The Hot Spot	7	Kanawha	Shaffer	1	1428 Main St	Nitro	PO Box 225	Summersville	WV	26651-0225	Joe Winchester	3047272700	CFWINCHESTER@HOTMAIL.COM

LR 002914	The Hot Spot	7 Wood	Shaffer	1 3417 Murdoch	Parkersburg	PO Box 225	Summersville	WV	26651-0225	Joe Winchester	3044243992	CFWINCHESTER@HOTMAIL.COM
LR 003004	The Hot Spot	7 Fayette	Shaffer	2 162 Old	Oak Hill	PO Box 225	Summersville	WV	26651-0225	Joe Winchester	3044696602	CFWINCHESTER@HOTMAIL.COM
LR 002881	LA Café	7 Wood	Trans Allegheny	1 2715 Murdoch	Parkersburg	PO Box 1425	Parkersburg	WV	26102-1425	Marilyn Fitro	3044853400	marilyn@lrsgwv.com
LR 002942	River City Perk Big	7 Wood	A-1 Amusement	1 1622 7th St	Parkersburg	1622 7th St	Parkersburg	WV	26101-5006	Jeffrey L Cowan	3044225828	rivercityperk@yahoo.com
LR 002941	River City Perk	7 Mason	A-1 Amusement	1 21271 Ohio River	Mason	1705 Harris Hwy	Washington	WV	26181-8715	Clayton Ullman	3044279228	
LR 003142	The Oasis Café	7 Monongalia		4 968 Maple Dr	Morgantown	337 Penco Rd	Weirton	WV	26062-3828	Eric Frankovitch	3045994565	WeirtonInvestments@yahoo.com
LR 002977	Leo's	7 Mercer	Random World,	2 1261 Pine Plaza	Princeton	PO Box 1999	Bluefield	WV	24701-6999	Sandra C White	3044259507	cgilpin@hollifieldcpg.com
LR 003183	The Castle	7 Marion	Shaffer	4 803 E Grafton Rd	Fairmont	1729 N 21st St	Clarksburg	WV	26301-1512	Dena Benninger	3043638400	JULIA1729@AOL.COM
LR 005438	Susie's Room II	7 Cabell	Southern	2 101 7th Ave	Huntington	3041 3rd Ave	Huntington	WV	25702-1431	Christopher	3046174951	cj73wv@yahoo.com
LR 003114	Boss's #2 On The	7 Jefferson	Ajax	3 798 E Washington	Charles Town	798 E	Charles Town	WV	25414-1084	Mack Hooe	3047241398	
LR 003131	52 Lounge	7 Wayne		2 4389 5th St Rd	Huntington	5354 Camp Rd	Lavalette	WV	25535-9785	Ronald	3042080083	
LR 003069	Max's Place	6 Kanawha		1 990 Dunbar Plaza	Dunbar	3112 Chesterfield	Charleston	WV	25304-1214	Sumeat	3047667271	MAXNAMSUPAK@YAHOO.COM
LR 003105	Max's Place Hot	6 Putnam		2 1347 Charleston	Poca	3112 Chesterfield	Charleston	WV	25304-1214	Sumeat	3047550073	maxnamsupak@yahoo.com
LR 003072	Staline Bigtime	7 Pleasants	LeeJay	1 201 3rd St	Saint Mary's	204 Highland	Williamstown	WV	26187-1256	William L.	3046843023	wlsutlin@yahoo.com
LR 003047	Mugsy's Café II	7 Brooke		4 3801 Main St	Weirton	337 Penco Rd	Weirton	WV	26062-3828	Marcus	3047484226	WeirtonInvestments@yahoo.com
LR 003048	Mugsy's Café	6 Hancock		4 390 Penco Rd	Weirton	337 Penco Rd	Weirton	WV	26062-3828	Marcus	3047236781	WeirtonInvestments@yahoo.com
LR 003241	Java Joe's Café	7 Cabell	Dustyn	2 337 E Main St	Milton	PO Box 861	Barboursville	WV	25504-0861	Robert Booten	3043900925	mbooten@gmail.com
LR 003078	High Life Lounge	7 Randolph	Woodward	3 1971 Harrison Ave	Elkins	PO Box 1350	Bridgeport	WV	26330-6350	Cindy	3046372343	cmw022c@aol.com
LR 005602	The Thirsty Goat	7 Wayne	Random World,	2 1301 Poplar St	Kenova	PO Box 526	Kenova	WV	25530-0526	Kathy McKeand	3044536400	DaisyDoo56@gmail.com
LR 003172	Main Street Lounge	7 Brooke	Coin Op	4 1520 Main St	Follansbee	98 E Cove Ave	Wheeling	WV	26003-5080	John R Prather	3047977072	svp@gumbysrocks.com
LR 005244	Michelle's Hot Spot	7 Marion	Jack's	4 300 Main St	Worthington	1066 Rivershore	Fairmont	WV	26554-8353	Michelle D	3042872008	michellecas3@yahoo.com
LR 003160	Toga Café of	7 Brooke		4 3920 Main St	Weirton	140 Sharon Dr	Weirton	WV	26062-9669	Anthony Palavis	3047978642	anpyanks@comcast.net
LR 003199	Blondies V	6 Marion	Jack's	4 1589 Pennsylvania	Fairmont	PO Box 691	Rivesville	WV	26588-0691	Joseph Gearde	3043665186	frankshideout1964@gmail.com
LR 003107	Geno's#2 -Wheeling	7 Ohio	Coin Op	4 2109 National Rd	Wheeling	98 E Cove Ave	Wheeling	WV	26003-5080	John R Prather	3042420002	BRENT@GUMBYSROCKS.COM
LR 003149	The Coffee Bean	7 Hancock		4 3420 Pennsylvania	Weirton	140 Sharon Dr	Weirton	WV	26062-9669	Anthony Palavis	3047237144	anpyanks@comcast.net
LR 003103	Gene's Place	6 Monongalia	Progressive	4 461 Wilson Ave	Morgantown	461 Wilson Ave	Morgantown	WV	26501-6664	Julie Long	3042921147	GENESPLACE4EVER@YAHOO.COM
LR 003245	Carolina Café	6 Hancock	Action Gaming,	4 436 Carolina Ave	Chester	100 Lafayette	Moundsville	WV	26041-1029	Katelin Shriver	3043871411	metal_twt@yahoo.com
LR 003212	Lily's Hot Spot #1	7 Ohio		4 4C Elm Grove	Wheeling	2084 National Rd	Wheeling	WV	26003-5229	Joseph Tellitocci	3042303410	GARY@GLESSNERCPA.COM
LR 003346	High Life Lounge	7 Marion	Woodward	4 805 Morgantown	Fairmont	PO Box 1350	Bridgeport	WV	26330-6350	Cindy	3043679833	cmw022c@aol.com
LR 003608	Gino's Pizza Pub	7 Cabell	Southern	2 2501 5th Ave	Huntington	930 9th Ave	Huntington	WV	25701-2814	Diana Sturm	3045296086	ginos@comcast.net
LR 003405	High Life Lounge	7 Marion	Woodward	4 Route 7 Box 418A	Fairmont	PO Box 1350	Bridgeport	WV	26330-6350	Cindy	3043633866	cmw022c@aol.com
LR 003410	Sam's Hotdogs	7 Putnam		2 1523 Charleston	Poca	PO Box 8826	Charleston	WV	25303-0826	Tiffany	3047551466	SJBFOODS@GMAIL.COM
LR 003382	Caribbean Café	6 Hancock		4 108 Carolina Ave	Chester	337 Penco Rd	Weirton	WV	26062-3828	Eric Frankovitch	3043875171	WeirtonInvestments@yahoo.com
LR 003390	Geno's-Moundsville	7 Marshall	Coin Op	4 RD 2 Box 70B	Moundsville	98 E Cove Ave	Wheeling	WV	26003-5080	John R Prather	3048435285	BRENT@GUMBYSROCKS.COM
LR 003391	Geno's #-	7 Marshall	Coin Op	4 415 Lafayette Ave	Moundsville	98 E Cove Ave	Wheeling	WV	26003-5080	John R Prather	3048435163	brent@gumbysrocks.com
LR 003389	Geno's #3 -Glendale	7 Marshall	Coin Op	4 13 Wheeling Ave	Glen Dale	98 E Cove Ave	Wheeling	WV	26003-5080	John R Prather	3048430130	brent@gumbysrocks.com
LR 003383	Geno's #2 -New	7 Wetzel	Coin Op	4 631 3rd St	New	98 E Cove Ave	Wheeling	WV	26003-5080	John R Prather	3044554007	BRENT@GUMBYSROCKS.COM
LR 003452	Pfost Office Lounge	7 Preston	Progressive	3 11 S Main	Bruceton Mills	PO Box 175	Bruceton Mills	WV	26525-0175	Lillian Burns	3043793012	LILLIANBURNS@HOTMAIL.COM
LR 003458	Caribbean Café II	7 Hancock		4 3665 Pennsylvania	Weirton	337 Penco Rd	Weirton	WV	26062-3828	Eric Frankovitch	3047235426	WeirtonInvestments@yahoo.com
LR 003473	Maverick's Hot Spot	7 Monongalia		4 275 Don Knotts	Morgantown	96 Broomsage Rd	Fairmont	WV	26554-8639	Thomas L Dulin	3046120434	skyconstruction@gmail.com
LR 003468	Maverick's Hot Spot	7 Monongalia		4 124 Holland Ave	Westover	96 Broomsage Rd	Fairmont	WV	26554-8639	Thomas L Dulin	3046120434	skyconstruction@gmail.com
LR 003469	Maverick's Hot Spot	7 Monongalia		4 3388 Grafton Rd	Morgantown	96 Broomsage Rd	Fairmont	WV	26554-8639	Thomas L Dulin	3042125468	skyconstruction@gmail.com
LR 003479	Hot Spot Express #3	7 Monongalia		4 1899 Earl Core Rd	Morgantown	337 Penco Rd	Weirton	WV	26062-3828	Eric Frankovitch	3042926221	WeirtonInvestments@yahoo.com
LR 003488	EDJ River City Perk	6 Wood		1 3814 Staunton	Parkersburg	1211 31st St	Vienna	WV	26105-2663	Elizabeth Jones	3044229688	ELIZAJONES13@AOL.COM
LR 003968	Ollie's VIP North	7 Berkeley	Ajax	3 36 Veronica Dr	Martinsburg	829 Koontztown	Hedgesville	WV	25427-5890	Todd Burger	3042628840	alysa.burger@comcast.net
LR 004009	Danny's	6 Mercer	Random World,	2 911 Mercer St	Princeton	PO Box 566	Princeton	WV	24740-0566	Danny Hurley	3044873411	
LR 004002	Trula B's	7 Berkeley	Gameroom	3 715 Williamsport	Martinsburg	PO Box 2333	Martinsburg	WV	25402-2333	Gina Butts	3042624060	buttsgina@aol.com
LR 004015	Red Carpet Lounge	7 Kanawha	Derrick Video,	1 308 Elizabeth St	Charleston	PO Box 1384	Charleston	WV	25325-1384	Michael Duda	3043429977	DUDA_MIKE@HOTMAIL.COM
LR 004034	Rock & Roll Café	7 Wood	Trans Allegheny	1 1628 Elizabeth	Mineral Wells	PO Box 3622	Parkersburg	WV	26103-3622	Barbara K Fitro	3044890100	bfitro@frontier.com
LR 003162	Sportsman's Grill	7 Wyoming	Random World,	2 Route 10 Cook	Oceana	PO Box 549	Pineville	WV	24874-0549	Tammy Thacker	3047329116	tammy.thacker@statwv.com
LR 003189	High Life Lounge-	7 Harrison	Woodward	3 141 C Elk Creek Rd	Mt Clare	PO Box 1350	Bridgeport	WV	26330-6350	Cindy	3046220902	cmw022c@aol.com
LR 003404	High Life Lounge-	7 Randolph	Woodward	3 Elkins	Elkins	PO Box 1350	Bridgeport	WV	26330-6350	Cindy	3046366369	cmw022c@aol.com
LR 003275	Judy's	7 Raleigh	Clay Music	2 103 Beaver Plaza	Beaver	PO Box 396	Belle	WV	25015-0396	Harold Arbaugh	3042521901	MClay6222@gmail.com
LR 003168	Judy's-Robert Byrd	7 Raleigh	Clay Music	2 5450 Robert C	Beckley	PO Box 396	Belle	WV	25015-0396	Harold Arbaugh	3049266411	MClay6222@gmail.com
LR 003372	Mama Ducks	6 Ohio	Wheeling Coin,	4 153 16th St	Wheeling	121 N 17th St	Wheeling	WV	26003-7035	Joseph Wade	3042324009	JWADE74@AOL.COM
LR 003375	STARZ Hot Spot @	6 Monongalia		4 256 Greenbag Rd	Morgantown	2084 National Rd	Wheeling	WV	26003-5229	Larry Lewis	3042840690	larry@thelewisfg.com
LR 003420	Tusie's	7 Kanawha		1 103 Civic Center	Charleston	PO Box 417	Saint Albans	WV	25177-0417	Susan Shepard	3043443770	riverhurst@suddenlinkmail.com
LR 003494	Sandstone Corner	7 Berkeley	Ajax	3 9687 Williamsport	Falling Waters	829 Koontztown	Hedgesville	WV	25427-5890	Todd Burger	3042740282	alysa.burger@comcast.net
LR 003511	Lisa's	7 Putnam	Clay Music	2 4009 State Route	Hurricane	PO Box 396	Belle	WV	25015-0396	Harold Arbaugh	3047576835	
LR 003666	J & J's Mountaineer	7 Randolph	Clay Music	3 21 Davis Ave	Elkins	PO Box 2018	Buckhannon	WV	26201-7018	James Hinkle	3044728130	MARY@WVSR.COM

LR 003652	High Life Lounge	7 Monongalia	Woodward	4 2 E Gate Plaza	Morgantown	PO Box 1350	Bridgeport	WV	26330-6350	Cindy	3042253975	cmw022c@aol.com
LR 003583	High Life Lounge	7 Harrison	Woodward	3 912 Shinnston	Clarksburg	PO Box 1350	Bridgeport	WV	26330-6350	Cindy	3046220617	cmw022c@aol.com
LR 003734	10-4 & More	7 Ohio	Wheeling Coin,	4 11 Dallas Pike I-70	Valley Grove	2084 National Rd	Wheeling	WV	26003-5229	Jerry S. Nixon	3042439071	GARY@GLESSNERCPA.COM
LR 005539	Stacey's Hot Spot 2	7 Preston	Shaffer	3 601B E State Ave	Terra Alta	28 Chatham Way	Bridgeport	WV	26330-2805	Stacey Mangum	3047892646	stacey.ryan70@gmail.com
LR 003671	The Hot Spot	7 Kanawha	Shaffer	1 4008 Washington	Charleston	PO Box 225	Summersville	WV	26651-0225	Joe Winchester	3047443774	CFWINCHESTER@HOTMAIL.COM
LR 003662	The Hot Spot	7 Raleigh	Shaffer	2 1617 Robert C	Crab Orchard	PO Box 225	Summersville	WV	26651-0225	Joe Winchester	3042521397	CFWINCHESTER@HOTMAIL.COM
LR 003672	Lily's Hot Spot #3	7 Ohio		4 103 S York St	Wheeling	2084 National Rd	Wheeling	WV	26003-5229	Joseph Tellitocci	3042939071	GARY@GLESSNERCPA.COM
LR 003693	Geno's -Benwood	7 Marshall	Coin Op	4 43 Marshall St	Benwood	98 E Cove Ave	Wheeling	WV	26003-5080	John R Prather	3042322036	brent@gumbysrocks.com
LR 003732	Choo-Choo's	7 Wetzel	Action Gaming,	4 155 Vine St	New	155 Vine St	New	WV	26155-1830	Lou Ann Beaty-	3044554768	CHOOCHOOS@SUDDENLINKMAIL.COM
LR 003741	Togo Café and	6 Brooke	Wheeling Coin,	4 106 Togo St	Wellsburg	1601 Main St	Wellsburg	WV	26070-1459	Howard	3046702224	howarda48@yahoo.com
LR 003769	River City Camden	7 Wood	A-1 Amusement	1 2307 Camden Ave	Parkersburg	2307 Camden	Parkersburg	WV	26101-5610	CLAYTON	3044200378	rivercityperk@yahoo.com
LR 003742	High Life Lounge	7 Upshur	Woodward	3 242 S Kanawha St	Buckhannon	PO Box 1350	Bridgeport	WV	26330-6350	Cindy	3044725816	cmw022c@aol.com
LR 003762	State Line Café &	7 Ohio	Wheeling Coin,	4 11540 National Rd	Valley Grove	2084 National Rd	Wheeling	WV	26003-5229	Lawrence R.	3045471620	GARY@GLESSNERCPA.COM
LR 003235	High Life Lounge-	7 Harrison	Woodward	3 198 Buckhannon	Clarksburg	PO Box 1350	Bridgeport	WV	26330-6350	Cindy	3046232560	cmw022c@aol.com
LR 003776	Sip's Hot Spot	7 Marion	Advanced	4 404 E Main St	Mannington	404 E Main St	Mannington	WV	26582-1103	Charles	3049869922	pat20021@frontier.com
LR 003782	Rosie's II	7 Mercer	Random World,	2 4007A E	Bluefield	PO Box 721	Bluefield	WV	24701-0721	Teresa L	3043276766	starcatcher24740@yahoo.com
LR 003783	Rosie's III	7 Mercer	Random World,	2 4007B E	Bluefield	PO Box 721	Bluefield	WV	24701-0721	Teresa L	3043276766	starcatcher24740@yahoo.com
LR 003796	Aunt Julie's	7 Hancock	Action Gaming,	4 1269 Washington	Newell	100 Lafayette	Moundsville	WV	26041-1029	Katelin Shriver	3048435294	metal_twt@yhoo.com
LR 003873	Malone's Furniture	7 Marion	Progressive	4 4826 Husky Hwy	Mannington	60 Rachel Rd	Rachel	WV	26587-9035	Daniel Malone	3049862746	
LR 003859	Abbey's Parlor	7 Ohio	Wheeling Coin,	4 9 N Huron St	Wheeling	97 Lynwood Ave	Wheeling	WV	26003-1532	Hannah Boord	3042331170	HBOORD@GMAIL.COM
LR 003860	Lily's Hot Spot #4	7 Ohio		4 97 N River Rd	Wheeling	2084 National Rd	Wheeling	WV	26003-5229	Joseph Tellitocci	3042302408	GARY@GLESSNERCPA.COM
LR 003901	Gumby's - Geno's	7 Ohio	Coin Op	4 19 S Wabash St	Wheeling	98 E Cove Ave	Wheeling	WV	26003-5080	John R Prather	3042303406	brent@gumbysrocks.com
LR 003911	Mitchell's Café	7 Marshall	Action Gaming,	4 1207 1st St	Moundsville	100 Lafayette	Moundsville	WV	26041-1029	Katelin Shriver	3048451881	metal_twt@yahoo.com
LR 004106	Burger Carte	7 Fayette	Clay Music	2 175 Virginia Ave	Smithers	PO Box 121	Smithers	WV	25186-0121	Debra Divita	3044422071	BDDIVITA1@YAHOO.COM
LR 004467	Geno's-Bethlehem	7 Ohio	Coin Op	4 1030 E Bethlehem	Wheeling	98 E Cove Ave	Wheeling	WV	26003-5080	John R Prather	3042420002	BRENT@GUMBYSROCKS.COM
LR 004437	Crown Café III	7 Brooke	Action Gaming,	4 947 Commerce St	Wellsburg	100 Lafayette St	Moundsville	WV	26041-1029	Katelin Shriver	3047375005	metal_twt@yahoo.com
LR 005390	Chester's	7 Summers	Vast Vending,	2 51 Kesler Ln	Talcott	PO Box 158	Talcott	WV	24981-0158	Chester B	3044455759	chesterudisill@gmail.com
LR 005224	BS Bowl	7 Morgan	Advanced	3 4909 Valley Rd	Berkeley	4909 Valley Rd	Berkeley	WV	25411-4621	Sandra	3042581815	berkeleyspringsbowl@aol.com
LR 004616	LG Tavern	7 Logan	Southern	2 Route 44 Sandy	Omar	PO Box 968	Beckley	WV	25802-0968	Cory Beasley	3049462832	gdarby@lgstores.com
LR 005279	CJ's Hot Spot 2	7 Mercer	Shaffer	2 106 Oakvale Rd	Princeton	PO Box 225	Summersville	WV	26651-0225	C Joe	3044259937	cfwinchester@hotmail.com
LR 005165	Coffee & Tanning	7 Monongalia	Wheeling Coin,	4 869 Venture Drive	Morgantown	2084 National Rd	Wheeling	WV	26003-5229	Joseph Tellitocci	3042439071	GARY@GLESSNERCPA.COM
LR 005402	Scobies	6 Kanawha	Clay Music	1 1212 Ohio Ave	Dunbar	317 23rd St	Dunbar	WV	25064-2319	Philip Powers	3047682191	powersgrg@aol.com
LR 004670	Lulu's of Bluefield	7 Mercer	Random World,	2 3176 Cumberland	Bluefield	PO Box 721	Bluefield	WV	24701-0721	Teresa L.	3043240014	starcatcher24740@yahoo.com
LR 004743	WV's Original City	6 Wood		1 2520 Pike St	Parkersburg	3700 Emerson	Parkersburg	WV	26104-0001	Charles McCay	3048652290	bknight@astorgjones.com
LR 004744	WV's Original City	6 Wood		1 3700 Emerson	Parkersburg	3700 Emerson	Parkersburg	WV	26104-0001	Charles McCay	3044850004	bknight@astorgjones.com
LR 004752	RB Hot Spot	7 Harrison		3 95 Rosebud Plz	Clarksburg	85 Hummingbird	Mount Clare	WV	26408-7195	Mary V. Riley	3043262273	RileyJason55@gmail.com
LR 004758	Kristi's	7 Mercer	Vast Vending,	2 170 Majestic	Bluefield	PO Box 5449	Princeton	WV	24740-5449	Kristi L Cline-	3045895050	kristienterpriseLLC@yahoo.com
LR 005010	Pitty Pat	6 Preston	Wheeling Coin,	3 33937 Veterans	Terra Alta	1201 E State Ave	Terra Alta	WV	26764-1453	Charles Lewis	3047891075	cpenterprises@wirefire.com
LR 004765	Java Joe's Café	7 Wayne	Dustyn	2 1011 Oak St	Kenova	PO Box 861	Barboursville	WV	25504-0861	Robert H.	3047813513	mbooten@gmail.com
LR 004759	Tobacco & More	6 Logan		2 619 Main Ave	West Logan	PO Box 1673	Logan	WV	25601-1673	Bridget White	3047522447	TobaccoMore1@yahoo.com
LR 004825	Venus Lounge #23	7 Raleigh		2 451 Dry Hill Rd	Beckley	PO Box 579	Bradley	WV	25818-0579	Mahesh V. Patel	3048948744	fastpoint@aol.com
LR 004770	The Vienna City	7 Wood	Action Gaming,	1 1505 Grand	Vienna	4544 Emerson	Parkersburg	WV	26104-1214	Katelin Shriver	3048650850	metal_twt@yahoo.com
LR 005069	CD's Irish Pub Hot	6 Ohio	Wheeling Coin,	4 30 Junior Ave	Wheeling	45 Oak Drive Cir	Wheeling	WV	26003	Shawna L.	3046394245	rmckeever1@comcast.net
LR 004801	Jenny's Little Perk	6 Wood	Action Gaming,	1 811C Grand	Vienna	4544 Emerson	Parkersburg	WV	26104-1214	Katelin Shriver	3049161870	metal_twt@yahoo.com
LR 004777	TNT Café	7 Mason	A-1 Amusement	1 21577 Ohio River	Mason	3011 Kathnor	Pt. Pleasant	WV	25550	Thomas M.	3047735111	thomas_mayes2000@yahoo.com
LR 005162	Daisy Mae's	7 Wayne	A-1 Amusement	2 1950 Big Sandy Rd	Kenova	1705 Harris Hwy	Washington	WV	26181-8715	Clayton Ullman	3044531046	ullman.clay@yahoo.com
LR 004789	Jersey's I	6 Boone		2 1199 Smoot Ave	Danville	PO Box 1675	Logan	WV	25601-1675	Bridget White	3043698056	cooke_sg@hotmail.com
LR 005297	Kathy's A	7 Wayne	Random World,	2 2250 Chestnut St	Kenova	PO Box 526	Kenova	WV	25530-0526	Kathy McKeand	3044536400	daisydoo56@gmail.com
LR 004972	Casesy V Hot Spot	7 Harrison	S & B Gaming	3 3499 Hood Ave	Worthington	PO Box 130	Enterprise	WV	26568-0130	Elizabeth S.	3045922750	elizabethscudere@yahoo.com
LR 005129	J & J Café	7 Marion	Jack's	4 1518 Locust Ave	Fairmont	1066 Rivershore	Fairmont	WV	26554-8353	Michelle D	3043634310	michellectas3@yahoo.com
LR 005005	Sandy's	7 Kanawha	Derrick Video,	1 216 7th Ave	S Charleston	216 7th Ave	So Charleston	WV	25303-1510	Cecil Dawson	3047200218	cecildawson6527@yahoo.com
LR 005298	Kathy's B	7 Wayne	Random World,	2 2250 Rear	Kenova	PO Box 526	Kenova	WV	25530-0526	Kathy McKeand	3044531266	daisydoo56@gmail.com
LR 004994	Lisa's	7 Kanawha	Clay Music	1 2200 35th St	Charleston	PO Box 396	Belle	WV	25015-0396	Harold R.	3049266411	MClay6222@gmail.com
LR 005310	Miss Alice's 2	7 Raleigh	Shaffer	2 2036 Robert C	Beckley	PO Box 521	Crab Orchard	WV	25827-0521	Connie D	3042536012	missalices1@yahoo.com
LR 005028	Two Rivers Café	7 Mason	A-1 Amusement	1 2601 Jackson Ave	Pt Pleasant	2601 Jackson Ave	Pt Pleasant	WV	25550-1615	Shelly D.	3046754102	
LR 005552	Geno's-Dirogimio	6 Marshall	Coin Op	4 405 Lafayette Ave	Moundsville	98 E Cove Ave	Wheeling	WV	26003-5080	John R Prather	3048435303	brent@gumbysrocks.com
LR 005043	Geno's - NM RAX	7 Wetzel	Coin Op	4 436 3rd St	New	98 E Cove Ave	Wheeling	WV	26003-5080	John R Prather	3043984933	brent@gumbysrocks.com
LR 005175	Java Joe's Café	6 Cabell	Dustyn	2 7 Humane Way	Barboursville	PO Box 861	Barboursville	WV	25504-0861	Robert Booten	3047369694	mbooten@gmail.com
LR 004812	Curby's Two	7 Wetzel	Action Gaming,	4 710 N State Route	New	601 Wells St	Sistersville	WV	26175-1323	Patrick Morris	3043984939	sistersvilleiga@yahoo.com
LR 004813	Midway Café	6 Brooke		4 3750 Main St	Weirton	4125 Freedom	Weirton	WV	26062-5209	Geraldine S.	3042241642	gerrybank@comcast.net

LR 005132	Cooks Tobacco and	7 Upshur	Clay Music	3 1 Island Ave	Buckhannon	PO Box 2018	Buckhannon	WV	26201-7018	James D Hinkle	3044728008	sharon@wvsr.com
LR 005134	LA Rae's	7 Cabell	Southern	2 3266 US RT 60 E	Huntington	PO Box 5663	Huntington	WV	25703-0663	Mary L Lyons	3045253112	
LR 005187	Jersey's II	6 Logan		2 89 2nd Ave	Logan	PO Box 1675	Logan	WV	25601-1675	Bridget White	3047520856	cooke_sg@hotmail.com
LR 005143	Tropics	7 Monongalia	Progressive	4 2500 Cranberry	Morgantown	2500 Cranberry	Morgantown	WV	26508-9200	Sarah D	3042915225	burchfielcm@gmail.com
LR 005147	Christine's Hot Spot	6 Harrison	Shaffer	3 1391 1/2 E Pike St	Clarksburg	1301 Corbin	Bridgeport	WV	26330-7563	Christine M	3046234272	hmc1207@yahoo.com
LR 005146	The Quick Pit Stop	6 Kanawha	Clay Music	1 1 Quick Rd	Elkview	22 Quick Rd	Elkview	WV	25071-7917	Jeffrey R Sheets	3049657555	cfsheets7@aol.com
LR 005151	CJ's Hot Spot	7 Nicholas	Shaffer	2 4167 Webster Rd	Summersville	PO Box 225	Summersville	WV	26651-0225	C Joe	3048726450	
LR 005221	Judy's Hot Spot	7 Mercer	Random World,	2 280 Courthouse	Princeton	PO Box 721	Bluefield	WV	24701-0721	Teresa Huffman	3044257999	starcatcher24740@yahoo.com
LR 005164	Coffee & Tanning	7 Ohio	Wheeling Coin,	4 1000 National Rd	Wheeling	2084 National Rd	Wheeling	WV	26003-5229	Joseph Tellitocci	3042439071	GARY@GLESSNERCPA.COM
LR 005167	Katelin's Jurnee Hot	6 Wetzel	Action Gaming,	4 167 North Ave	New	167 North Ave	New	WV	26155-1331	Katelin Shriver	3044550050	metal_twt@yahoo.com
LR 005219	Robin's Spot	7 Raleigh	Warden	2 4257 Raleigh Mall	Beckley	158 Alpine Dr	Daniels	WV	25832-9112	Robin Buck	3042524740	robin25919@yahoo.com
LR 005204	LuLu's II	7 Mercer	Random World,	2 9475 Big Laurel	Princeton	PO Box 721	Bluefield	WV	24701-0721	Teresa Huffman	3044252331	starcatcher24740@yahoo.com
LR 005272	Christine's Hot Spot	7 Harrison	Shaffer	3 Rt 50 W	Clarksburg	1301 Corbin	Bridgeport	WV	26330-9348	Christine M	3046778032	hmc1207@yahoo.com
LR 004802	Java Joe's Café	6 Cabell	Dustyn	2 945 Washington	Huntington	PO Box 861	Barboursville	WV	25504-0861	Robert H.	3047810077	mbooten@gmail.com
LR 005240	Ellenboro City Perk	7 Ritchie	Action Gaming,	1 109 S Main St	Ellenboro	4544 1/2	Parkersburg	WV	26104-1214	Katelin Shriver	3048694002	metal_twt@yahoo.com
LR 005062	The New 19th Hole	7 Ohio	Action Gaming,	4 780 National Rd	Wheeling	36 Garland Ave	Wheeling	WV	26003-1428	Angela M.	3042329464	szalay@comcast.net
LR 005072	Lakeview Café Hot	7 Monongalia	Wheeling Coin,	4 700 Bell Lane	Morgantown	2084 National Rd	Wheeling	WV	26003-5229	Jerry L. Kopyar	3045942872	jkopyar@sbcglobal.net
LR 005419	Big Dog Café & Hot	6 Monongalia	Wheeling Coin,	4 1426 Point	Morgantown	2084 National Rd	Wheeling	WV	26003-5229	Joe Tellitocci Jr	3045983585	ndrakos@glessnercpa.com
LR 005095	High Life Lounge	7 Lewis	Woodward	3 125 Staunton Dr	Weston	PO Box 1350	Bridgeport	WV	26330-6350	Cindy	3042690107	cmw022c@aol.com
LR 005249	Christine's Hot Spot	7 Harrison	Shaffer	3 742 W Pike St	Clarksburg	1301 Corbin	Bridgeport	WV	26330-7563	Christine M	3046239700	hmc1207@yahoo.com
LR 005296	Miss Daisy's	7 Wayne	Random World,	2 2025 Oak St	Kenova	PO Box 526	Kenova	WV	25530-0526	Kathy McKeand	3046900492	daisydoo56@gmail.com
LR 005307	Three Springs Café	7 Hancock	Action Gaming,	4 1600 Potomic Ave	Weirton	100 Lafayette	Moundsville	WV	26041-1029	Katelin Shriver	3047236304	metal_twt@yahoo.com
LR 005361	Riverbend Bar &	7 Berkeley	Advanced	3 3247 Vineyard Rd	Falling Waters	16 Morgan Ln	Berkeley	WV	25411-3473	Christi L Walls	3042740117	christi_walls@yahoo.com
LR 005271	Gibby-Gabbs Hot	7 Preston	Wheeling Coin,	3 14096 N Preston	Bruceton Mills	1201 E State Ave	Terra Alta	WV	26764-1453	Charles R Lewis	3043794833	cpenterprises@wirefire.com
LR 005235	Becca Lynns Place 1	7 Wayne	A-1 Amusement	2 719 Oak St	Kenova	1705 Harris Hwy	Washington	WV	26181-8715	Clayton H	3044533132	ullman.clay@yahoo.com
LR 005236	Becca Lynns Place 2	7 Wayne	A-1 Amusement	2 303 6th St W	Ceredo	1705 Harris Hwy	Washington	WV	26181-8715	Clayton H	3044882544	ullman.clay@yahoo.com
LR 005301	Grade Road Station	7 Berkeley	J & J	3 8885 Williamsport	Falling Waters	8885	Falling Waters	WV	25419-7638	Joseph R	3042743367	
LR 005256	Terry's Café	7 Boone	Random World,	2 239 Raleigh St	Whitesville	4510 Clear Fork	Artie	WV	25008-9507	Terry G Williams	3048543995	
LR 005273	Dove's Hot Spot	7 Randolph	Advanced	3 1950 Harrison Ave	Elkins	1950 Harrison	Elkins	WV	26241-8508	Alan R Dove	3045914520	
LR 005278	Harrisville City Perk	6 Ritchie	Action Gaming,	1 906 E Main St	Harrisville	4544 Emerson	Parkersburg	WV	26104-1214	Katelin Shriver	3047711167	metal_twt@yahoo.com
LR 005309	Shooting Star Café	7 Brooke	Action Gaming,	4 220 Archer Hill Rd	Follansbee	100 Lafayette	Moundsville	WV	26041-1029	Katelin Shriver	3045273160	metal_twt@yahoo.com
LR 005311	Miss Alice's 3	7 Raleigh	Shaffer	2 2245 Ritter Dr	Daniels	PO Box 521	Crab Orchard	WV	25827-0521	Connie D	3042530613	missalices1@yahoo.com
LR 005308	Lafayette Café	7 Marshall	Action Gaming,	4 100 Lafayette Ave	Moundsville	100 Lafayette	Moundsville	WV	26041-1029	Katelin S Shriver	3048435294	metal_twt@yahoo.com
LR 005295	Coney Island	7 Wayne	Random World,	2 618 13th St	Kenova	PO Box 526	Kenova	WV	25530-0526	Kathy McKeand	3044536400	daisydoo56@gmail.com
LR 005315	Michelle's Hot Spot	7 Harrison	Jack's	3 400 Howard St	Shinnston	1066 Rivershore	Fairmont	WV	26554-8353	Michelle D	3043713516	
LR 005346	Michelle's Hot Spot	7 Marion	Jack's	4 1833 Speedway	Fairmont	1066 Rivershore	Fairmont	WV	26554-8353	Michelle D	3043671906	michellecas3@yahoo.com
LR 005498	Geno's Old	7 Ohio	Coin Op	4 40 Zane St	Wheeling	98 E Cove Ave	Wheeling	WV	26003-5080	John R Prather	3049058047	jody@gumbysrocks.com
LR 005499	Casey's IV Hot Spot	7 Harrison	S & B Gaming	3 2334 Philippi Pike	Clarksburg	PO Box 130	Enterprise	WV	26568-0130	Elizabeth S	3046284378	elizabethscudere@yahoo.com

**WEST VIRGINIA LOTTERY
LIMITED VIDEO LOTTERY
AUGUST 2, 2017 BID OPENING (1:30 p.m.)**

New LR #	BID LICENSE #	BUSINESS ORGANIZATION NAME	DOING BUSINESS AS	NAME	STREET	CITY, STATE, ZIP	PHONE NUMBER	NUMBER OF PERMITS	PER-TERMINAL BID
5646	4740	ZT5 Inc	I-77 City Perk	Charles McCay	3700 Emerson Ave	Parkersburg, WV 26104-0001	(304) 865-1420	7	6,005.00
	2501	EDJ Operations of Mineral Wells, LLC		Elizabeth Jones	1211 31st St	Vienna, WV 26105-2663	(304) 489-3003	7	5,150.50
5442	4701	Frankie's Italian Restaurant LLC	Sarah J's Princeton	Sarah Castle	P O Box 5449	Princeton, WV 24740-5449	(304) 425-2900	7	2,200.00
	4832	Leah's Italian Restaurant LLC		Kristi Cline-White	P O Box 5449	Princeton, WV 24740-5449	(304) 898-2990	7	2,200.00
	2500	WV Café Operations #1 LLC		Jeremy Webb	P O Box 4180	Parkersburg, WV 26104-4180	(304) 210-0127	7	2,100.00
5625	1007	Chesterfield House, Inc.	Max's Place Hot Spot	Sumeat Namsupak	3112 Chesterfield Ave, SE	Charleston, WV 25304-1214	(304) 345-5071	7	2,800.00

Note: The locations that are not licensed yet were sent letters giving them until December 8, 2017 to get licensed.

West Virginia Lottery
 Limited Video Lottery
 Permit Holders as of 8/1/2017

License Number	Business Org Name	DBA Name	Contact Name	Location Address	Location City	Location State	Location Zip	Total Permits	County Name
LO 000414	A-1 Amusement, Inc.	A-1 Amusement	Kimberly A. Ullman	3405 Murdoch Ave	Parkersburg	WV	26101-1023	248	Wood
LR 001876	Abbey's Inc	Abbey's	Hannah Boord	145 Zane St	Wheeling	WV	26003-2293	5	Ohio
LR 004880	Abie's LLC	Ruby's	Kenneth Garrett	425 Greenbrier Valley Mall Dr	Lewisburg	WV	24901-1567	5	Greenbrier
LR 003343	Action Foods, LLC	Sam's Hotdogs	Tiffany Buffington	21189 Coal River Rd	Comfort	WV	25049	5	Boone
LR 003410	Action Foods, LLC	Sam's Hotdogs	Tiffany Buffington	1523 Charleston Rd	Poca	WV	25159-7618	5	Putnam
LO 000405	Action Gaming, Inc.	Action Gaming, Inc.	Joseph T. Dobkin	68 - 18th St	Wheeling	WV	26003-3702	452	Ohio
LR 001307	A-Cubed Inc	A-Cubed	Robert Sanders	1336 Pleasant Valley Rd	Fairmont	WV	26554-9209	2	Marion
LO 000401	Advanced Lottery Technologies, LLC	Advanced Lottery Tech.	Terri Grapes	90 Mozelle St	Keyser	WV	26726-3332	452	Mineral
LO 000402	Ajax Amusement Machines, Inc.	Ajax Amusement Machines	Diana Harbaugh	26 Veronica Dr	Martinsburg	WV	25404-3706	224	Berkeley
LR 001613	American Legion Post 121	American Legion Post #121	Dennis S. Smith	404 Carolina Ave	Chester	WV	26034-1130	10	Hancock
LR 001242	Apple Inc	Piggy's Club	Wilbur A. Alger Jr	12639 Winchester Ave	Bunker Hill	WV	25413-0445	5	Berkeley
LR 003131	Applevue, LLC	52 Lounge	Ronald Edmonds	4389 5th St Rd	Huntington	WV	25701-9557	5	Wayne
LR 003230	Athey Development Corp, Inc.	The Point Café	Frank Athey	201 Jones St	Pt Pleasant	WV	25550-1079	5	Mason
LR 002167	B & Brown, Inc.	Brianna's Café	Bill Browning	745 Winfield Rd	Saint Albans	WV	25177-1502	5	Putnam
LR 002370	B. J. Eplin's, LLC	Julie's Place	Joseph Smith	201 Beaver Plaza	Beaver	WV	25813	5	Raleigh
LR 001026	B.W. Boardwalk Enterprises	McLewie's III	Marie Lewis	38225 Midland Trail E	White Sulphur Springs	WV	24986-2330	5	Greenbrier
LR 004796	B.W. Boardwalk Enterprises Inc.	Lewee's V	Gordon W Lewis Jr	42922 Midland Trail E	White Sulphur Springs	WV	24986-2330	5	Greenbrier
LR 004797	B.W. Boardwalk Enterprises Inc.	Lewee's IV	Gordon W Lewis Jr	42934 Midland Trail E	White Sulphur Springs	WV	24986-2330	5	Greenbrier
LR 001345	Bank Street Corporation	Kathrine's Kafe	Todd Lemon	4 Bank St	Nitro	WV	25143-1709	5	Kanawha
LO 000435	BAT's, Inc.	Bat's, Inc.	Michael Gregory	1444 Washington Ave.	Huntington	WV	25704-1519	50	Cabell
LR 001209	Beasters Lounge Inc	The Legg Room Too	Deloris Warf	621 Ninth St	Huntington	WV	25701-2121	5	Cabell
LR 002806	Beckley Speedway, LLC	Mimi's Local Café-Beckley	George Chaouki	5422 Robert C Byrd Dr	Beckley	WV	25909	5	Raleigh
LR 001455	Beckly Moose Lodge No.1606	Beckley Lodge #1606	Charles Hodges	410 New River Dr	Beckley	WV	25801-2922	9	Raleigh
LR 004384	Betlyn-Lyons LLC	Maria's Sports Bar	Mary Lyons	4768 Rt 60 E	Huntington	WV	25705	5	Cabell
LR 003564	Big Top Productions Co.	Kelly's Hot Spot	Kelly McGilton	4929 MacCorkle Ave SW	S Charleston	WV	25309-1215	5	Kanawha
LR 004830	Billo's Italian Restaurant LLC	Sarah's III	Sarah J. Castle	2060 Virginia Ave	Welch	WV	24801	5	McDowell
LR 002216	BK Enterprises LLC	Hot Spot Lounge #2	Kevin Ritz	1512 Buckhannon Pike	Nutter Fort	WV	26301-4410	5	Harrison
LR 002222	Block & Barrel Inc	Block & Barrel Deli	Cindy Woodward	2403 Meadowbrook Mall	Bridgeport	WV	26330-9018	5	Harrison
LR 004717	Block & Barrel Two Inc	High Life Lounge	Cindy Woodward	19 Casino Dr	Anmoore	WV	26323	5	Harrison
LO 000424	Blue Diamond LLC	Blue Diamond LLC	James Hutzler	1774 Winchester Ave.	Martinsburg	WV	25405-7502	160	Berkeley
LR 004212	Blue Horizon Restaurant, LLC	Sophie's	Karen S Blankenship-Shumate	517 Oakvale Rd	Princeton	WV	24740-3913	5	Mercer
LR 003032	BluHares, Inc.	Sassy's	Lera VanMeter	707 Sixth Ave	Saint Albans	WV	25177-2916	5	Kanawha
LR 001174	Bob Milby Veterans of Foreign Wars Post #6450	Bob Milby VFW Post #6450	John Ash	417 Carolina Ave	Chester	WV	26034-1129	10	Hancock
LR 004489	Bradley's Tropical Retreat LLC	Bradley's Tropical Retrea	George Bradley	3113 Pennsylvania Ave	Weirton	WV	26062-3801	5	Hancock
LR 004778	Brewer Management LLC	Custard Stand	Stella M Blake	4342 Lochgelly Rd	Oak Hill	WV	25901-6207	4	Fayette
LR 002704	Brewer Management, LLC	Sam's Hotdogs	Stella M Blake	4012 Malden Dr	Charleston	WV	25306-6557	4	Kanawha
LR 001567	Bridge Bar & Coffee Shop Inc	Bridge Bar & Coffee Shop	George Dormas	948-950 Main St	Wheeling	WV	26003	4	Ohio
LR 003348	Brugh Properties, LLC	Stuart's Hot Dawgs	Stuart Brugh	1738 Highland Trl	Alderson	WV	24910-9652	5	Greenbrier
LR 001744	BSB Inc	Halftime Café	Katherine Lemon	#1 Putnam Village	Teays Valley	WV	25569	5	Putnam
LO 000437	Buck's Inc.	Buck's Inc.	David Gross	1489 Milford St.	Clarksburg	WV	26301	50	Harrison
LR 003157	Bugsy's Enterprises, LLC	Blue Steel Grill & Café	Tyna Fenske	450 Elaine St	Weirton	WV	26062-3760	5	Hancock
LR 003582	Bugsy's Enterprises, LLC	Steel Valley Bowling Cent	Tina Fenske	450 Elaine St	Weirton	WV	26062-3760	5	Hancock
LR 002499	Cabell Italian, LLC	Mimi's-Pea Ridge	Stephen Scott	5636 US Route 60 E #10	Huntington	WV	25705-2148	5	Cabell
LR 003213	Café Primo, LLC	Café Primo	Mark Orecchio	3200 Pennsylvania Ave	Weirton	WV	26062-3804	5	Hancock
LR 001220	Cameron Holding Co., Inc.	American Legion Post #18	Charles Harris	41 1/2 Main St	Cameron	WV	26033-0235	4	Marshall
LR 002367	Captains, LLC	Mimi's-Quincy	Stephen Scott	2700 E Dupont Ave Ste19A	Belle	WV	25015-1842	5	Kanawha
LR 004794	CD 3, LLC	The Leap	Michael F Duplaga III	324 1/2 National Rd.	Wheeling	WV	26003-1532	5	Ohio
LR 003448	Celebration Place, LLC	Celebration Place #2	Joseph Smith	235 Airport Rd	Beaver	WV	25813	5	Raleigh
LR 002421	Ceredo Concepts, LLC	Paula's-Bridgeport	Stephen Scott	1218 W Main St	Bridgeport	WV	26330-1657	5	Harrison
LR 001284	Ceredo-Kenova Am. Legion Post #93	American Legion Post #93	Tom Hayes	302 Eighth St	Kenova	WV	25530-1505	10	Wayne
LR 003292	CGS LLC	Checkered Flag Café I	Norman A. Stonebraker	4 Marshalling Yard Dr	Weirton	WV	26062-5397	5	Brooke
LR 003395	CGS LLC	Checkered Flag Café II	Norman A. Stonebraker	32 Marshalling Yard Dr	Weirton	WV	26062-5397	5	Brooke
LR 002327	Chamberly Company LLC	Mimi's-Southridge	Stephen Scott	2836 Mountaineer Blvd	S Charleston	WV	25309-9449	5	Kanawha
LR 001263	Charleston Moose Lodge	Moose Lodge #1444 - Charleston	David Wm. Jarrell	2805 Kanawha Blvd E	Charleston	WV	25311-1727	7	Kanawha
LR 001007	Chesterfield House Inc	Chesterfield House	Sumeat	3112 Chesterfield Ave SE	Charleston	WV	25304-1214	4	Kanawha
LR 005625	Chesterfield House Inc	Max's Place Hot Spot	Sumeat Namsupak	10505 MacCorkle Ave	Marmet	WV	25315-1967	1	Kanawha
LR 002502	Chesterfield House, Inc.	Max's Place	Sumeat Namsupak	3120 Chesterfield Ave	Charleston	WV	25304-1214	5	Kanawha
LR 001727	City Café LLC	City Café	Sophia Brown	324 Jefferson Ave	Moundsville	WV	26041-1640	5	Marshall
LR 001969	CJ's Pub LLC	C J's Pub	Curtis R Asbury II	210 Tricorn Rd	Danville	WV	25053	5	Boone
LO 000403	Clay Music Company	Clay Music Company	Tommy D. Clay	3171 W. Dupont Ave.	Belle	WV	25015-1075	133	Kanawha
LR 004749	Claytongage Inc.	Smoke Time Sam's #88	William H. Holbrook	403 6th St	Pt Pleasant	WV	25550-1143	5	Mason
LR 002590	Claytongage, Inc.	Smokin Sam's	William Holbrook	118 Gander Lane	Mason	WV	25260	5	Mason

West Virginia Lottery
Limited Video Lottery
Permit Holders as of 8/1/2017

<u>License Number</u>	<u>Business Org Name</u>	<u>DBA Name</u>	<u>Contact Name</u>	<u>Location Address</u>	<u>Location City</u>	<u>Location State</u>	<u>Location Zip</u>	<u>Total Permits</u>	<u>County Name</u>
LR 002894	Claytongage, Inc.	Smoke Time Sam's #2	William Holbrook	516 Emily Dr	Clarksburg	WV	26301-5507	5	Harrison
LR 003429	Claytongage, Inc.	Mason Smoke Shak	William Holbrook	21107 Ohio River Rd	Mason	WV	25260-9619	5	Mason
LR 002570	Club Lounge, LLC	Club Lounge	Karen S Blankenship	801 Oakvale Rd	Princeton	WV	24740-3916	5	Mercer
LR 002460	Co Mac, Inc.	Killin Time #1	Beverly Tilson	1704 Harper Rd	Beckley	WV	25802-2069	5	Raleigh
LR 002699	Co Mac, Inc.	Killin Time #2	Beverly Tilson	823 1/2 E Main St	Oak Hill	WV	25901	5	Fayette
LR 001017	Coach's Club Association	Coach's Club	Norman Stenger	300 Garfield St	McMechen	WV	26040-1026	3	Marshall
LO 000428	Coin Op Vending Corp.	Coin Op Vending Corp.	Beth Prather	98 E Cove Ave	Wheeling	WV	26003-5080	50	Ohio
LR 001110	Colasante Group Inc	Colasante's Restaurant & Pub	Eustachio Colasante	416 Fairmont Rd	Westover	WV	26501-4228	5	Monongalia
LR 003089	Comfort IV, Inc	Upper Deck Café	Anthony DeCaria	3684 Pennsylvania Ave	Weirton	WV	26062-4029	5	Hancock
LR 003216	Courtney Brothers, Inc.	Emma's at the Airport	Emma Courtney	Route 1 Box 98A	Wiley Ford	WV	26767-9731	5	Mineral
LR 001646	Cozy Corner Inc	Cozy Corner	George Hardman	I-79 Exit 40	Big Otter	WV	25113-0084	2	Clay
LR 004622	DA and DJ Properties LLC	Allie's Café	Shawn Fortney	2103 Circle Dr	Morgantown	WV	26505-2907	5	Monongalia
LR 003018	Dalfof & Leonhart, Inc.	The Holiday Room	Charles T Whiteman	3745 Main St	Weirton	WV	26062-5309	5	Brooke
DAR 004752	DAR Enterprises LLC	RB Hot Spot	Mary V. Riley	618 Rosebud Plaza	Clarksburg	WV	26301-9823	5	Harrison
LR 003175	DC Michaels, Inc.	Mike's Hot Spot	Michael Courtney	196 N Tornado Way	Keyser	WV	26726-6006	5	Mineral
LO 000408	Derrick Video, LLC	Derrick Video, LLC	Joshua Collins	1330 - 6th St	Charleston	WV	25302-1235	500	Kanawha
LR 003577	DESMAD, LLC	The Inn at Pettyjohn	Randy Miller	1117 Fairmont Ave	Fairmont	WV	26554-3602	5	Marion
LR 002841	Dewey J. Guida Enterprises, Inc.	Dee Jay's BBQ Ribs and Grill	Dewey Guida	380 Three Springs Dr	Weirton	WV	26062-4922	5	Brooke
LO 000440	Dice, LLC	Dice, LLC	Ali Hadavand	7990 Winchester Avenue	Inwood	WV	25428	15	Berkeley
LR 001262	Dockside Bar & Grill Inc	Kelly's Hot Spot VII	Kelly McGilton	28 Putnam Village	Teays Valley	WV	25569	5	Putnam
LR 003525	Dockside Bar & Grill, Inc.	Lucy's Coffee House	Kelly McGilton	60 Town Square	Danville	WV	25053	5	Boone
LR 002316	Dorcas, LLC	Mimi's-Ashton Place	Stephen Scott	1107 Fledderjohn Rd	Charleston	WV	25314-4204	5	Kanawha
LR 001064	Dove LLC	Torlone's	Christina Lantz	20605 Charles Town Rd	Harpers Ferry	WV	25425-5886	5	Jefferson
LR 004271	Duckworth, Inc.	Texas Jim #5	James Duckworth	4017 State Route 34	Hurricane	WV	25526-9008	5	Putnam
LR 002405	Dunbar Management, LLC	Mimi's-Nitro	Stephen Scott	63 Nitro Marketplace	Cross Lanes	WV	25313-4400	5	Kanawha
LO 000410	Dustyn Enterprises, Inc.	Dustyn Enterprises, Inc.	Sharon Booten	6050 E Pea Ridge Rd	Huntington	WV	25705-2651	130	Cabell
LR 002719	D-Worth, Inc.	Texas Jim #1	James Duckworth	4331 US Route 60	Huntington	WV	25705-2901	5	Cabell
LR 004809	E & E LLC	The Guest House	Charles Hill	1400 Lafayette Ave	Moundsville	WV	26041-2319	5	Marshall
LR 002771	E. Blake, Inc.	Sam's Hotdogs	Gregory Brewer	10406 MacCorkle Ave	Marmet	WV	25315-1916	5	Kanawha
LR 001214	Earl Francis Post Number 3	American Legion Post #3	George Carter	800 1st St	Moundsville	WV	26041-1404	7	Marshall
LR 002833	EDJ Operations of Mineral Wells LLC	Must Be 21 To Enter - Par	Elizabeth D Jones	28 12th St	Parkersburg	WV	26101-4340	5	Wood
LR 002501	EDJ Operations of Mineral Wells, LLC	Must Be 21 To Enter - Min	Elizabeth Jones	245 Elizabeth Pike	Mineral Wells	WV	26150	5	Wood
LR 003488	EDJ Operations of Mineral Wells, LLC	EDJ River City Perk	Elizabeth Jones	3814 Staunton Turnpike	Parkersburg	WV	26101	5	Wood
LR 002625	El Dorado, Inc.	Club El Dorado	Matt Samples	2417 Grant Ave	Saint Albans	WV	25177-2059	5	Kanawha
LR 002414	Elk View Capital, LLC	Patty's-Oak Hill	Stephen Scott	553 Mall Rd	Oak Hill	WV	25901-6117	5	Fayette
LO 000431	Ellifritz Amusement Co., LLC	Ellifritz Amusement Co.	Dewey L. Ellifritz	1593 Tyrone Rd	Morgantown	WV	26508-2995	44	Monongalia
LR 004612	EMC Italian Restaurant LLC	Kristi's	Kristi Cline-White	378 Mall Rd	Danville	WV	25053	5	Boone
LR 001928	Emerson Bowling Lanes Inc	Emerson Pub	Steve Lorenze Jr.	1501 36th St	Parkersburg	WV	26104-1941	5	Wood
LR 001062	Enterprise Inc	Casey's Family Restaurant Hot Spot	Elizabeth Scuderie	Route 19	Enterprise	WV	26568	5	Harrison
LR 004951	Eruptions LLC	Eruptions	Diana L. McMillion	178 Old Fayette Rd	Oak Hill	WV	25901-1131	5	Fayette
LR 001390	Esquire Supper Club Inc	Ernie's City Perk	Charles McCay	3509 Emerson Ave	Parkersburg	WV	26104-1805	5	Wood
LR 003160	Fabulous 50's LLC	Toga Café of Weirton	Anthony Palavis	3920 Main St	Weirton	WV	26062-5314	5	Brooke
LR 001169	Fielder's Sports Bar LLC	Bette's	Karen Blankenship-Shumate	335 Oakvale Rd	Princeton	WV	24740-0855	5	Mercer
LR 004841	Fielder's Sports Bar, LLC	Bette's II	Mark Shumate	3676 Coal Heritage Rd	Bluewell	WV	24701	5	Mercer
LR 005126	Fifty One Eleven LLC	Julia's C	Abdollah Hadavand	372 C Middleway Pike	Inwood	WV	25428-3909	5	Berkeley
LR 005355	Fifty One Eleven LLC	Julia's W	Abdollah Hadavand	39 Severna Blvd	Martinsburg	WV	25403-7506	4	Berkeley
LR 004840	Follsban LLC	Northend Café	Geraldine S Banketas	1990 Main St	Follansbee	WV	26037-1200	5	Brooke
LR 004701	Frankie's Italian Restaurant LLC	Joyce's	Sarah J. Castle	281 1/2 Courthouse Rd	Princeton	WV	24740-5449	5	Mercer
LR 003144	Franklin's Bar & Grille, LLC	Franklin's Bar & Grille	Louis Lopez	409 Buckhannon Pike	Nutter Fort	WV	26301-4307	5	Harrison
LR 001389	Fraternal Order of Eagles	Eagles Lodge #1891-Aerie	Robert Stern	2153 National Rd	Wheeling	WV	26003-5255	2	Ohio
LR 001406	Fraternal Order of Orioles #284	Fraternal Order of Orioles #284	Ralph Ward	242 Pike St	Shinnston	WV	26431-1138	10	Harrison
LR 002168	G & S Tobacco Dealers LLC	High Life Lounge	Cindy Woodward	532 US Hwy 33 E	Weston	WV	26452-7052	30	Lewis
LR 004441	G Group LLC	Gee's Café & Pub	Stephen Gresko	1229 Pennsylvania Ave	Weirton	WV	26062-3339	5	Hancock
LR 002536	Galia Italian, LLC	Paula's-Westover	Stephen Scott	150 Holland Ave	Westover	WV	26501-4357	5	Monongalia
LO 000404	Gameroom Amusements Vending & Sales, Inc.	Gameroom Amusements	James E. Tucker	1647 St. Andrews Drive	Hedgesville	WV	25427-5234	85	Berkeley
LR 004178	Gardner Callis LLC	Maria's One	Stephen G Callis	1000 Grosscup Ave	Dunbar	WV	25064-3128	5	Kanawha
LR 005186	Gardner Callis LLC	Maria's Two	Stephen G Callis	1007 Dunbar Ave	Dunbar	WV	25064-3122	5	Kanawha
LR 001155	Geohn Inc	Lil' B's	Brian Ghaphery	213 N Lafayette Ave	Moundsville	WV	26041-1032	5	Marshall
LR 003420	GIHIWI, Inc.	Tusie's	Susan Shepard	103 Civic Center Dr.	Charleston	WV	25301-2526	5	Kanawha
LR 001036	GLB Enterprises LLC	Lesters Hard Times LLC	George L. Bradley	69 27th St	Wellsburg	WV	26070-1058	5	Brooke
LR 002562	GLB Enterprises, LLC	Bradley's Parlor, LLC	George Bradley	1603 Commerce St	Wellsburg	WV	26070-1324	5	Brooke
LR 001434	Godfather's Club Inc	Parlor Café	Thomas Salem	5 Delaware St	Wheeling	WV	26003-2116	5	Ohio

West Virginia Lottery
Limited Video Lottery
Permit Holders as of 8/1/2017

License Number	Business Org Name	DBA Name	Contact Name	Location Address	Location City	Location State	Location Zip	Total Permits	County Name
LR 001593	Gold & Blue Restaurant Inc	Classics 3 Hot Spot L& Res	Louis Scotchel	1384 Greenbag Rd	Morgantown	WV	26505	5	Monongalia
LO 000439	Grand Slam Gaming And Entertainment, Inc.	Grand Slam Gaming & Entertainment, Inc.	John Romano	1404 Buckhannon Pike	Nutter Fort	WV	26301-4408	35	Harrison
LR 002114	Greenbrier Valley Liquors	Lewee's I	Gordon W Lewis Jr	203 E Main St	White Sulphur Springs	WV	24986-2213	5	Greenbrier
LR 002991	Greenbrier Valley Liquors, Inc.	Lewee's III	Gordon W Lewis Jr	Quarry Road Vlg Rt 219 S	Iewisburg	WV	24901	5	Greenbrier
LR 002756	Greenbrier Valley Liquors, Inc.	Lewee's II	Gordon W Lewis Jr	182 Seneca Trail	Fairlea	WV	24901-1570	5	Greenbrier
LR 001351	GRH Inc	Bogies Place	Timothy W Allen	3702 Teays Valley Rd	Hurricane	WV	25526-9645	5	Putnam
LR 003393	Gridcoach, LLC	The Burg Café, LLC	George L Bradley	1444 Commerce St	Wellsburg	WV	26070-1321	5	Brooke
LR 002708	Gumby's LLC	Brooke Plaza Café	John R Prather	1502 Main St	Follansbee	WV	26037-1222	5	Brooke
LR 002753	Gumby's LLC	Route 2 Café	John R Prather	241 Ohio River Blvd	New Cumberland	WV	26047-4191	5	Hancock
LR 003172	Gumby's LLC	Main Street Lounge	John R Prather	1520 Main St	Follansbee	WV	26037-1222	5	Brooke
LR 003265	Gumby's LLC	Freedom Way Lounge	John R Prather	4337 Freedom Way	Weirton	WV	26062-5213	5	Brooke
LR 003325	Gumby's LLC	Front Street Lounge	John R Prather	214 Three Springs Dr	Weirton	WV	26062-3815	5	Hancock
LR 004392	Gumby's LLC	Geno's-Moundsville Plaza	John R Prather	317 Lafayette Ave, Ste 1	Moundsville	WV	26041	5	Marshall
LR 005369	Gumby's LLC	Geno's Route 30 Café & Drive Thru	John R Prather	2363 Lincoln Hwy	Chester	WV	26034-1721	5	Hancock
LR 002525	Gumby's, LLC	Geno's-New Martinsvl	John R Prather	New Martinsville Plaza	New Martinsville	WV	26155	5	Wetzel
LR 003107	Gumby's, LLC	Geno's#2 -Wheeling	John R Prather	2109 National Rd	Wheeling	WV	26003-5247	5	Ohio
LR 003383	Gumby's, LLC	Geno's #2-New Marti	John R Prather	631 3rd St	New Martinsville	WV	26155-1401	5	Wetzel
LR 003388	Gumby's, LLC	Geno's #4- Wheeling	John R Prather	1070 E Bethlehem Blvd	Wheeling	WV	26003-4961	5	Ohio
LR 003389	Gumby's, LLC	Geno's #3 -Glendale	John R Prather	13 Wheeling Ave	Glen Dale	WV	26038-1528	5	Marshall
LR 003390	Gumby's, LLC	Geno's-Moundsville	John R Prather	RD 2 Box 70B	Moundsville	WV	26041-9408	5	Marshall
LR 003391	Gumby's, LLC	Geno's #2- Moundsvil	John R Prather	415 Lafayette Ave	Moundsville	WV	26041	5	Marshall
LR 003693	Gumby's, LLC	Geno's -Benwood	John R Prather	43 Marshall St	Benwood	WV	26031-1010	5	Marshall
LR 003901	Gumby's, LLC	Gumby's - Geno's Island	John R Prather	19 S Wabash St	Wheeling	WV	26003-2144	5	Ohio
LR 004558	Haddy's, LLC	Haddy's	Michael Courtney	123 Stoney Run Rd	Keyser	WV	26726	5	Mineral
LR 003514	High Time, LLC	Chunki's Pizza & High Time Lounge II	Frank Angotti	341 E Pike St	Clarksburg	WV	26301-2118	5	Harrison
LR 001254	HI-LAD Inc	Lazy Dog Saloon	Gregory B. Hicks	102 Racer Dr	Cross Lanes	WV	25313-1472	5	Kanawha
LR 001650	Hlad Inc	Dugger's Market	Douglas M Hlad	195 29th St	Wheeling	WV	26003-4125	5	Ohio
LR 004349	HLL-TRI STAR LLC	High Life Lounge	Cindy Woodward	2500 Fairmont Ave	White Hall	WV	26554-3451	5	Marion
LR 001125	Holbert Amusement LLC	TG's Lounge & Café	Ryan P Holbert	306 Adams St	Fairmont	WV	26554-3104	4	Marion
LR 003126	Hollywood, Inc.	Rosie's Sub Shop	Teresa Huffman	403 Oakvale Rd	Princeton	WV	24740-3830	5	Mercer
LR 004643	Honey Realty and Leasing LLC	Sarahs	Sarah Castle	1295 Stafford Dr Ste #3	Princeton	WV	24740-2470	5	Mercer
LR 004817	Hot 5 Stop LLC	Hot 5 Stop	Lynn M. Perkins	1082 Hedgesville Rd	Martinsburg	WV	25404-5448	5	Berkeley
LR 004104	Hotspot Café, LLC	Hotspot Café	William Holbrook	11793 Huntington Rd A	Gallipolis Ferry	WV	25515	5	Mason
LR 003021	Howdy's Owls Nest, Inc.	Howdy's Owls Nest	Howard Verner	105 Mahan Lane	Follansbee	WV	26037-1029	5	Brooke
LR 001108	Images Club Inc	The Last Roundup Club	Wilbur A Alger Jr	10491 Winchester Ave	Bunker Hill	WV	25413-4314	5	Berkeley
LR 004112	Island Time, LLC	Island Time Club	Charles Sydenstricker	3332 US Route 60 E	Huntington	WV	25705-2820	5	Cabell
LR 004773	Ivy's LLC	Jeanie's	George Chaouki	4340 Washington St W	Charleston	WV	25313-2426	5	Kanawha
LO 000441	J & J Amusement, LLC	J & J Amusement, LLC	James Van Metre	1000 West Virginia Ave	Martinsburg	WV	25401-1746	80	Berkeley
LR 001481	J.P. Henry's Inc	J.P. Henry's	Thomas Hughes	5106 Emerson Ave	Parkersburg	WV	26104-9201	5	Wood
LO 000406	Jack's Enterprises, Inc.	Jack's Amusement	John Casalinouva	10 Stoney Lonesome Rd	Fairmont	WV	26554-4596	195	Marion
LR 004852	James Allen #2, LLC	Ivy's - Teays Valley	George Chaouki	100 Clubhouse Dr	Hurricane	WV	25526-1368	5	Putnam
LR 002607	Jass Video Investments LLC	High Life Lounge	Cindy Woodward	208 S Randolph Ave	Elkins	WV	26241-3739	10	Randolph
LR 001932	J-Bird LLC	Penn Bar & Grill	Clarence B. Pennington	1832 Winchester Ave	Martinsburg	WV	25405-4084	5	Berkeley
LR 003491	J-Bird, LLC	Big Apple Lounge	Clarence Pennington	187 Sader Dr Ste B	Inwood	WV	25428-0775	5	Berkeley
LR 002470	J-BIRD,LLC	Palace Lounge	Clarence Pennington	1350 Edwin Miller Blvd	Martinsburg	WV	25404-3704	5	Berkeley
LR 004826	JBM Industries LLC	Rivals Sports Bar II	John B. Montanez	6003 Route 152	Huntington	WV	25703-1109	5	Wayne
LR 003387	Jeanie's Hot Spot LLC	Jeanie's Hot Spot	Cheri J Satterfield	4 Local Dr	Fairmont	WV	26554-2186	5	Marion
LR 002575	Jefferson Italian, LLC	Sofia's-Ranson Square	Stephen Scott	809 N Mildred St Ste 6	Ranson	WV	25438-1587	5	Jefferson
LR 001299	Jericho Inn Inc	Hotspot Café 2	Scott Thomas	804 - 22nd St	Pt Pleasant	WV	25550-1905	5	Mason
LR 001043	Jerry's Bar Association	Jerry's	Judith Padlow	29 Sixth St	McMechen	WV	26040-1053	5	Marshall
LR 001491	Jerry's Restaurant & Lounge Inc	Jerry's Restaurant & Lounge	Kenneth Cole	242 Barrett St	Grafton	WV	26354-1912	5	Taylor
LR 004759	Jessie's Italian Restaurant LLC	Tobacco & More Express	Bridget White	619 Main Ave	West Logan	WV	25601-1673	5	Logan
LR 003051	JLJ, Inc.	Lucy's Sports Bar	Kelly McGilton	110 Beckley Plaza Mall	Skelton	WV	25919	5	Raleigh
LR 003137	JLJ, Inc.	Kelly's Hot Spot V	Kelly McGilton	200-2 Great Teays Blvd	Scott Depot	WV	25560-9814	5	Putnam
LR 003436	JLJ, Inc.	Kelly's Hot Spot III	Kelly McGilton	389 Main Ave	Nitro	WV	25143-2028	5	Kanawha
LR 003105	JMN, LLC	Max's Place Hot Spot	Sumeat Namsupak	1347 Charleston Rd	Poca	WV	25159-9105	5	Putnam
LR 003335	Joli Inc.	Lucille's	Lisa W. Lewis	3442 Rt 60 E	Huntington	WV	25705	5	Cabell
LR 002851	Joli, Inc.	Joli	Lisa Lewis	151 Main Ave	Nitro	WV	25143-1270	5	Kanawha
LR 003192	Joli, Inc.	Joli's	Gordon Lewis	5229 Big Tyler Rd	Cross Lanes	WV	25313-1801	5	Kanawha
LR 004324	K & H Enterprises, Inc.	J's II	Jerome M Rasi	14299 Rocket Boys Dr	War	WV	24892-0492	5	McDowell
LR 001775	K & J's Skip N Go Inc	K & J's Skip n Go	Fonda G. Cutrone	565 Main St	Follansbee	WV	26037-1523	5	Brooke
LO 000426	K & K Music Company	K & K Music Company	James Randy Kiser	209 Ragland Rd	Beckley	WV	25801-9762	35	Raleigh

West Virginia Lottery
Limited Video Lottery
Permit Holders as of 8/1/2017

<u>License Number</u>	<u>Business Org Name</u>	<u>DBA Name</u>	<u>Contact Name</u>	<u>Location Address</u>	<u>Location City</u>	<u>Location State</u>	<u>Location Zip</u>	<u>Total Permits</u>	<u>County Name</u>
LR 001838	Karen's Cookie Carnival Inc	Karen's Cookie Carnival	Phillip M. Mann	553 Washington Ave	Huntington	WV	25701-1039	5	Cabell
LR 004190	Kathy D McKeand Inc	Kathy's Kafe	Lisa Lewis	9622 Seneca Trl S	Lewisburg	WV	24901-1582	5	Greenbrier
LR 003621	Kelly's World LLC	Mimi's Local Café - Bradley	George Chaouki	5775 Robert C Byrd Dr	Bradley	WV	25818	5	Raleigh
LR 004697	KLC Italian Restaurant LLC	Kristi's I	Kristi L Cline-White	6570 Kelleysville Rd	Princeton	WV	24739-4746	5	Mercer
LR 002971	Kliene Enterprises, "LLC"	New Orleans Coffee House	David Kline	316 B St Suite 106	Saint Albans	WV	25177-1883	5	Kanawha
LR 003127	Kliene Enterprises, LLC	New Orleans Coffee House	David Kline	410 Hurricane Creek Rd	Hurricane	WV	25526-1207	5	Putnam
LR 004843	Korwit LLC	Brylee's Café	Billy S. Browning Jr.	743 Winfield Rd	Saint Albans	WV	25177	5	Putnam
LR 001176	L L & M Inc	Four Corners Club	Robert Kern	72 Pedal Car Dr	Inwood	WV	25428-1516	5	Berkeley
LR 001784	L. & S. Corporation	The Smokehouse	Charles Smithers	1549 W Washington St	Charleston	WV	25387-2315	5	Kanawha
LR 002778	L.K.V., Inc	Sassy's Too	Lera VanMeter	3677 US Route 60 E Ste 8	Barboursville	WV	25504-1636	5	Cabell
LR 003042	L.K.V., Inc.	Sassy's-Barboursville	Lera VanMeter	3425 US Route 60 E	Barboursville	WV	25504-1608	5	Cabell
LR 004832	Leah's Italian Restaurant LLC	Kristi's	Kristi L Cline-White	6598 Kellysville Rd	Princeton	WV	24739	5	Mercer
LO 000412	LeeJay, Inc.	LeeJay Amusements	Richard Smith	204 Highland Ave	Williamstown	WV	26187-1256	82	Wood
LR 002700	Levendorf & Son's LLC	Good Times Café	John Prather	2841 Pennsylvania Ave	Weirton	WV	26062-3718	5	Hancock
LR 002985	Levendorf & Son's LLC	Darla's Café	John R Prather	210 Three Springs Dr	Weirton	WV	26062-3815	5	Hancock
LR 002926	Lewie's LLC	Minnie's	Gordon W Lewis Jr	59 E Main St	White Sulphur Springs	WV	24986-2228	5	Greenbrier
LR 002393	Liberty Restaurants, LLC	Mimi's-Dunbar	Stephen Scott	961 Dunbar Village Plz	Dunbar	WV	25064-3137	5	Kanawha
LR 001120	Little Moe's Inc	Lil' Moe's	John M. Mosesso	23 N Main St	Phillipi	WV	26416-1120	5	Barbour
LR 004822	LMN, LLC	Max's Place Hot Spot	Sumeat, Max Namsupak	6802 MacCorkle Ave., SE	Charleston	WV	25304-2957	5	Kanawha
LR 001228	Lockhart & Lockhart Inc	Club Brass Room	Frowde L Lockhart	2421 3rd Ave	Huntington	WV	25703-1223	4	Cabell
LR 002401	Lori's Pub II, LLC	Lori's Pub II	Curtis Asbury	63 Shae Ave Ste 1	Chapmanville	WV	25508-9805	5	Logan
LR 003403	Lori's Pub II, LLC	Lori's Pub II	Loretta Asbury	15 Main St	Chapmanville	WV	25508	5	Logan
LR 001668	Loyal Order Of Moose	Moose Lodge #52	James A. Badgett	150 W Main St	Clarksburg	WV	26301	7	Harrison
LR 004380	M & M's Sports Bar & Grill, LLC	M & M's Sports Bar & Gril	Dennis Wallace	RR 5 Box 30	Moundsville	WV	26041-5026	5	Marshall
LR 001201	Mace's Restaurant & Lounge Association	Mace's Restaurant & Lounge	Hani Shami	205 Fulton St	Wheeling	WV	26003-6525	5	Ohio
LR 004024	Make Your Day Café, Inc.	Make Your Day Café	A. Craig Sperlazza	151 Archer Rd Ste 1	Follansbee	WV	26037	5	Brooke
LR 004779	Malt II Inc.	Members II	William M. Clark	4735 E Cumberland Rd	Bluefield	WV	24701-5215	5	Mercer
LR 002391	Malt, Inc.	Members Only	William Clark	119 Rainbow Rd	Princeton	WV	24739-7876	5	Mercer
LR 003350	Mama Lina's, Inc.	Mama Lina's	Dennis Ramella	2253 Harper Rd	Beckley	WV	25801	20	Raleigh
LR 002739	Mardi Gras, LLC	Goodfellas	Norman Stonebraker	4076 Main St	Weirton	WV	26062-5333	5	Brooke
LR 002452	Marion Italian, LLC	Paula's-Fairmont	Stephen Scott	310 Marion Square	Fairmont	WV	26554-1371	5	Marion
LR 003279	McClew, Inc.	McLewie's I	Gordon W Lewis Jr	77 E Main St	White Sulphur Springs	WV	24986-2228	5	Greenbrier
LR 003496	McClew, Inc.	McLewie's II	Gordon W Lewis Jr	777 N Jefferson St	Lewisburg	WV	24901-9539	5	Greenbrier
LR 004761	MDB I, LLC	Sunshine Café	Edward Bell	5533 Ohio River Rd	Point Pleasant	WV	25550-9203	5	Mason
LR 003611	MeMe's Inc.	Kelly's Hot Spot VI	Kelly McGilton	3121 MacCorkle Ave SW S B	S Charleston	WV	25303	5	Kanawha
LR 003037	MeMe's Incorporated	Melissa's	Kelly McGilton	17 Josephine Ave	Madison	WV	25130-1321	5	Boone
LR 003188	Meme's Incorporated	Kelly's Hot Spot IV	Kelly B McGilton	4161 State Rt 34	Hurricane	WV	25526-7034	5	Putnam
LR 002453	Mercer Italian, LLC	Paula's-Clarksburg	Stephen Scott	472 Emily Dr	Clarksburg	WV	26301-5514	5	Harrison
LR 003435	Midtown Lounge II, Inc.	Midtown Lounge II	Sam Lacaria	159 W Pike St Suite 3	Clarksburg	WV	26301-2720	5	Harrison
LR 001648	Midtown Lounge Inc	Midtown Lounge	Sam Lacaria	159 W Pike St	Clarksburg	WV	26301-2720	5	Harrison
LR 004994	MIMI's Inc.	Lisa's	Harold R. Arbaugh	200 35th St	Charleston	WV	25304-1319	5	Kanawha
LR 003208	MiMi's Local Café, LLC	MiMi's Local Café-KC	George Chaouki	6301 MacCorkle Ave SE	Charleston	WV	25304-2917	5	Kanawha
LR 004851	Mimi's Local Café, LLC	Ivy's - Riverwalk Plaza	George Chaouki	17 Riverwalk Plaza	S Charleston	WV	25303-1026	5	Kanawha
LR 002471	Mirror Pond, LLC	Paula's-University	Stephen Scott	55 Don Knotts Blvd. Ste 1	Morgantown	WV	26508-6805	5	Monongalia
LR 003247	Mona's Rendezvous, LLC	Mona's Rendezvous	Suzanne Wyatt-Deem	115 Tracewell Ave	Parkersburg	WV	26101	5	Wood
LR 002451	Monon Italian, LLC	Paula's-Mileground	Stephen Scott	1756 Mileground Rd, Ste B	Morgantown	WV	26505-3785	5	Monongalia
LR 003142	Morgantown Development, LLC	The Oasis Café	Eric Frankovitch	968 Maple Dr	Morgantown	WV	26505-2813	7	Monongalia
LR 003479	Morgantown Development, LLC	Hot Spot Express #3	Eric Frankovitch	1899 Earl Core Rd	Morgantown	WV	26505-5893	7	Monongalia
LR 004246	Morgantown Development, LLC	Palm Café	Marcus Frankovitch	12183 Ohio River Blvd	Chester	WV	26034-1181	6	Hancock
LR 002449	Mountain Tree Italian, LLC	Patty's-Bluefield	Stephen Scott	3022-B E Cumberland Rd	Bluefield	WV	24701	5	Mercer
LR 001441	Mountaineer Bowling Lanes Inc	Strikers Sports Lounge	Carl Mariotti	3224 Cumberland Rd	Bluefield	WV	24701-5039	5	Mercer
LO 000419	Mountaineer Music, LLC	Mountaineer Music,LLC	David K. Miller	807 Washington St W	Charleston	WV	25302-1825	73	Kanawha
LR 004834	Mud Fence, LLC	Ruby's	Thomas R. Homan	773 Middleway Pike	Inwood	WV	25428	5	Berkeley
LR 004538	Murdochs River City Perk LLC	Murdochs River City Perk	Kami Astorg	3420 Murdoch Ave	Parkersburg	WV	26101-1045	5	Wood
LR 004711	MVP Management Inc.	Venus Lounge #27	Mahesh Patel	3166 Robert C Byrd Drive	Beckley	WV	25801-3725	5	Raleigh
LR 004712	MVP Management Inc.	Venus Lounge #21	Mahesh Patel	1652 Robert C Byrd Dr	Crab Orchard	WV	25827	5	Raleigh
LR 004723	MVP Management Inc.	Venus Lounge #22	Mahesh V. Patel	4501 E Cumberland Rd	Bluefield	WV	24701-5205	5	Mercer
LR 004736	MVP Management Inc.	Venus Lounge #26	Mahesh Patel	2409 Washington St	Bluefield	WV	24701-4865	5	Mercer
LR 004825	MVP Management Inc.	Venus Lounge #23	Mahesh V. Patel	451 Dry Hill Rd	Beckley	WV	25801-2025	5	Raleigh
LR 003278	Myrtle Systems LLC	Winston's Hot Spot	William Pell	1177 Airport Rd	Fairmont	WV	26554	5	Marion
LR 003277	Myrtle Systems, LLC	Winston's Hot Spot 2	William Pell	231 B Hartman Run Rd	Morgantown	WV	26507-1013	5	Monongalia
LR 004795	Nadaclue, LLC	Saratoga Hot Spot II	Vance M. Hazelton	268 Wildwood St	Star City	WV	26505-3143	5	Monongalia

West Virginia Lottery
Limited Video Lottery
Permit Holders as of 8/1/2017

<u>License Number</u>	<u>Business Org Name</u>	<u>DBA Name</u>	<u>Contact Name</u>	<u>Location Address</u>	<u>Location City</u>	<u>Location State</u>	<u>Location Zip</u>	<u>Total Permits</u>	<u>County Name</u>
LR 004827	Nancy's Italian Restaurant LLC	Sarah J's	Sarah J. Castle	3206 Cumberland Rd	Bluefield	WV	24701-5041	5	Mercer
LR 002988	Nawlin's Street LLC	Nawlin's Street #1	John D Hall	6016 US Route 60 E	Barboursville	WV	25504-1029	5	Cabell
LR 002989	Nawlin's Street LLC	Nawlin's Street #2	John D Hall	5269 Irwin Rd	Huntington	WV	25705-3248	5	Cabell
LR 003396	Neveready, Inc.	Lewie's Too	Lilly Lewis	493 W Main St	White Sulphur Springs	WV	24986-2437	5	Greenbrier
LR 001200	New 48 Club Association	Mugshotz Bar & Grill	Robert Julian	3327 Pennsylvania Ave	Weirton	WV	26062-3920	5	Hancock
LR 001460	New Martinsville Moose Lodge	Moose Lodge #931 - New Martinsville	Richard Erlwire	180 North St	New Martinsville	WV	26155-1345	7	Wetzel
LR 001548	Nick's Lounge Inc	Nick's Lounge	Diane Cochran	25 Bridgeview Plz	Moundsville	WV	26041-9693	4	Marshall
LR 004405	Nicole's LLC	Nicole's	Debbie Day	103-A Roosevelt Blvd	Eleanor	WV	25070	5	Putnam
LR 001488	Nip N' Cue Inc	The Blue Pit Sports Bar and Café	John R Casto	1300 19th St	Parkersburg	WV	26101-3403	5	Wood
LR 002392	Nitro Food Service, LLC	Patty's-Beckley Plaza	Stephen Scott	Unit 1 316 Beckley Plaza	Beckley	WV	25801-2215	5	Raleigh
LR 001515	Nitro Moose Lodge #565 LOOM, Inc.	Moose Lodge # 565 - Nitro	WILLIAM GREENFIELD	101 First Ave	Nitro	WV	25143	5	Kanawha
LR 004813	Northban, LLC	Midway Café	Geraldine S. Banketas	3750 Main St	Weirton	WV	26062-5310	5	Brooke
LR 001670	Novichenk LLC	Tailgater's Pub 2	Dennis Johnson	1494 Cheat Rd	Morgantown	WV	26508-4134	5	Monongalia
LR 001616	Old Mill Club Inc	Kegler's Sports Bar	Jerry Lorenze	735A Chestnut Ridge Rd	Morgantown	WV	26505-2729	5	Monongalia
LR 002785	Onek, LLC	Billy Sunday's	Billy Browning, Jr.	917 Roosevelt Blvd	Eleanor	WV	25070	5	Putnam
LR 003139	Onek, LLC	Bill's Place	Billy Browning	2632 Pond Fork Rd	Uneeda	WV	25205	5	Boone
LR 003374	Onek, LLC	Linda Lou's	Billy Browning	118 Academy Dr	Ripley	WV	25271-1139	5	Jackson
LR 002734	Opportunity Knocks, Inc.	Opportunity Knocks #3	Robert Toler	3521 Coal Heritage Rd	Bluewell	WV	24701	10	Mercer
LR 003149	P D M Association of Weirton LLC	The Coffee Bean	Anthony Palavis	3420 Pennsylvania Ave	Weirton	WV	26062-3923	5	Hancock
LR 002927	Pam's, Inc.	Pam's #5	Pamela Parsons	5254 US 60 E	Huntington	WV	25705	5	Cabell
LR 002930	Pam's, Inc.	Pam's #6	Pam Parsons	870 B E Main St	Milton	WV	25541-1316	5	Cabell
LR 003468	Panhandle Vending LLC	Maverick's Hot Spot #2	Thomas L Dulin	124 Holland Ave Ste C	Westover	WV	26501-4375	5	Monongalia
LR 003469	Panhandle Vending LLC	Maverick's Hot Spot #3	Thomas L Dulin	3388 Grafton Rd	Morgantown	WV	26508	5	Monongalia
LR 003473	Panhandle Vending LLC	Maverick's Hot Spot #1	Thomas L Dulin	275 Don Knotts Blvd	Morgantown	WV	26501-6737	5	Monongalia
LR 003194	Paradise Unlimited, LLC	Ivy's	George Chaouki	5616 MacCorkle Ave SE	Charleston	WV	25304-2343	5	Kanawha
LR 001011	Park Systems Inc	Park Mart	Danny Young	3501 MacCorkle Ave SE	Charleston	WV	25304-1419	5	Kanawha
LR 001195	Parkersburg Locker Room Inc	Locker Room Sports Grill	Marilyn Fitro	1714 16th St	Parkersburg	WV	26101-3635	2	Wood
LR 002891	Patty's Inc.	Judy's	Harold Ray Arbaugh	275 N Eisenhower Dr	Beckley	WV	25801-4138	5	Raleigh
LR 003168	Patty's, Inc.	Judy's-Robert Byrd Dr	Harold Arbaugh	5450 Robert C Byrd Drive	Beckley	WV	25801	5	Raleigh
LR 003275	Patty's, Inc.	Judy's	Harold Arbaugh	103 Beaver Plaza	Beaver	WV	25813	5	Raleigh
LR 002346	Pea Ridge Italian, LLC	Mimi's-Liberty Square	Stephen Scott	5 Liberty Square	Hurricane	WV	25526-8853	5	Putnam
LR 004386	PGA, LLC	Sophia's	Wendel B Turner	417 Hurricane Creek Rd	Hurricane	WV	25526-1206	5	Putnam
LR 003337	Philamy Inc	Sassy's-SC #1	Lilly M Lewis	4414 MacCorkle Ave	S Charleston	WV	25309-1407	5	Kanawha
LR 003392	Philamy Inc	Sassy's -SC #2	Lilly M Lewis	4302 MacCorkle Ave SW	So Charleston	WV	25309-0005	5	Kanawha
LR 003708	Playmax, LLC	Cruiser's Café	John Dalesio	69 Marshalling Yard Dr	Weirton	WV	26062-5396	5	Brooke
LO 000436	Poke, Inc.	Poke, Inc.	Charles Ray Thomas	1312 15th St	Huntington	WV	25701-3622	20	Cabell
LO 000416	Progressive Video Lottery, Ltd.	Progressive Video Lottery	James Bryan	20 Smithtown Rd	Morgantown	WV	26508-1588	190	Monongalia
LR 002172	Quiet Dell Sports Grill Hot Spot LLC	Jeanie's Hot Spot	Cheri M Satterfield	Rt 2 Box 207A	Mt Clare	WV	26408-7171	5	Harrison
LR 002417	Quincy Limited, LLC	Sofia's-North Mall	Stephen Scott	738 N Foxcroft Ave #11	Martinsburg	WV	25401-1838	5	Berkeley
LR 002487	Raleigh Italian, LLC	Patty's-Sophia	Stephen Scott	826 Robert C Byrd Dr	Sophia	WV	25921	5	Raleigh
LR 002480	Randolph Italian, LLC	Paula's-Elkins	Stephen Scott	773 Beverly Pike	Elkins	WV	26241-9729	5	Randolph
LO 000411	Random World, Ltd.	Random World, Ltd.	Matthew Knowles	2459 Washington St	Bluefield	WV	24701-1561	452	Mercer
LR 004548	Ravenswood Hot Spot LLC	Ravenswood Hot Spot	Steven McCord	100 Violet Dr	Ravenswood	WV	26164-5179	5	Jackson
LR 001931	Rebel's Inn Inc	Millies Coffee House	Timothy W Allen	3380 Teays Valley Rd	Hurricane	WV	25526-8603	5	Putnam
LR 002315	Rescon, LLC	Mimi's-St. Albans	Stephen Scott	1433 MacCorkle Ave	Saint Albans	WV	25177-1826	5	Kanawha
LR 002565	RiverSide Lunch, LLC	Clendenin Hot Spot	Ronald Morrison	8475 Elk River Rd N	Clendenin	WV	25045-1121	5	Kanawha
LR 002340	Riverwalk Restaurants, LLC	Patty's-Beckley Crossing	Stephen Scott	409 Beckley Crossing #9	Beckley	WV	25801	5	Raleigh
LR 002804	Rosa Italian, LLC	Mimi's-Hill's Plaza	Stephen Scott	303 Patrick Street Plz	Charleston	WV	25387-2439	5	Kanawha
LR 004767	Rose's Café LLC	Rose's Café	Douglas Boniti	406 Penco Rd	Weirton	WV	26062-3822	5	Hancock
LR 003120	Rt. 50 Lounge, Inc.	Rt 50 Lounge	Sam Lacaria Ph. 622-8785	781 W Main St	Bridgeport	WV	26330-1647	5	Harrison
LO 000432	S & B Gaming LLC	S & B Gaming LLC	James L. Scudere	3487 Hood Avenue	Worthington	WV	26591	40	Harrison
LR 004789	S & C Holdings Inc.	Jersey's I	Bridget White	1199 Smoot Ave	Danville	WV	25053	5	Boone
LR 005187	S & C Holdings Inc.	Jersey's II	Bridget White	89 2nd Ave	Logan	WV	25601-3150	5	Logan
LR 002548	Saints Italian, LLC	Mimi's-Patrick St.	Stephen Scott	1607B Kanawha Blvd W	Charleston	WV	25302	5	Kanawha
LO 000430	Shaffer Amusement Co. LLC	Shaffer Amusement Co. LLC	James McDonald III	140 E Pike St	Clarksburg	WV	26301-2163	360	Harrison
LR 002964	Shinnston American Legion #31	American Legion Post #31	Stanley Williams	76 Bridge St	Shinnston	WV	26431-1440	3	Harrison
LR 001568	Shirley D McKeand Inc	Shirley's #3	Lilly Margo Lewis	2813 MacCorkle Ave	Saint Albans	WV	25177-2109	5	Kanawha
LR 002932	Shirley D McKeand, Inc	Shirley's	Margo Lilly Lewis	41713 Midland Trail E	White Sulphur Springs	WV	24986	5	Greenbrier
LR 003236	Shirley D. McKeand Inc.	Shirley's #2	Lilly Margo Lewis	23 D MacCorkle Ave	Saint Albans	WV	25177-1863	5	Kanawha
LR 003250	Silver Creek Enterprises, LLC	Misty's Sports Bar @ SC	Duval Fuqua	1 Silver Creek Parkway	Snowshoe	WV	26209-0066	5	Pocahontas
LR 003069	SMN, LLC	Max's Place	Sumeat Namsupak	990 Dunbar Plaza	Dunbar	WV	25064	5	Kanawha
LR 002278	SONS Enterprises, Inc.	The Club Room	Deborah K Trent	717 Rogers St	Princeton	WV	24740-3651	5	Mercer

West Virginia Lottery
Limited Video Lottery
Permit Holders as of 8/1/2017

License Number	Business Org Name	DBA Name	Contact Name	Location Address	Location City	Location State	Location Zip	Total Permits	County Name
LO 000420	Southern Amusement Co.	Southern Amusement Co.	Mitzi Brammer	1117 2nd Ave	Logan	WV	25601-3309	525	Logan
LR 002447	Southridge Italian, LLC	Patty's-Gateway	Stephen Scott	1018 Wal St	Summersville	WV	26651-2101	5	Nicholas
LR 001374	Spare Time LLC	Spare Time Sports Bar & Grille	Terri Boone-Dowdy	137 Maple Carriage Dr	Lewisburg	WV	24901-4669	5	Greenbrier
LR 004791	Spider Shanks LLC	Ruby's	Thomas R. Homan	5724 Hammonds Mill Rd	Martinsburg	WV	25404-6465	5	Berkeley
LR 002978	Sports Grill Lounge Hot Spot LLC	Sports Grill Lounge Hot Spot	Constance Deiriggi	1399 Fairmont Ave	Fairmont	WV	26554-3577	5	Marion
LR 002576	Spruce, LLC	Paula's-Weston	Stephen Scott	326 Market Place Mall	Weston	WV	26452-6955	5	Lewis
LR 003211	State Line Café & More LLC	State Line Café & Hot Spot North	Lawrence Lewis	1681 Washington Pike	Wellsburg	WV	26070-2231	5	Brooke
LR 003375	State Line Café & More LLC	STARZ Hot Spot @ Greenbag	Larry Lewis	256 Greenbag Rd #4	Morgantown	WV	26501-7158	5	Monongalia
LR 003376	State Line Café & More LLC	STARZ Hot Spot @ Osage	Larry Lewis	8 Ervin Lane	Osage	WV	26543	5	Monongalia
LR 002737	Steele Retail, Inc.	Curt's	Sandra Raso	27 Market St	Peterstown	WV	24963	5	Monroe
LO 000429	Steve Holbert	Worldwide Gaming LLC	Steve Holbert	530 Fairmont Ave	Fairmont	WV	26554-5102	42	Marion
LR 001618	Suburban Lanes Inc	Suburban Lanes	Jerry Lorenze	735 Chestnut Ridge Rd	Morgantown	WV	26505-2729	5	Monongalia
LR 003320	Sunset, LLC	Mary's Café	Mary Magnone	525 Carolina Ave Suite B	Chester	WV	26034-1397	5	Hancock
LR 001914	Sunset-Ellis Restaurant Inc	Sunset Ellis Restaurant	Anthony J. Ellis	Rt 19 N Clarksburg	Meadowbrook	WV	26404	4	Harrison
LR 004758	Tersa's Italian Restaurant LLC	Kristi's	Kristi L Cline-White	170 Majestic Place	Bluefield	WV	24701-9170	5	Mercer
LR 001507	The Bus Terminal LLC	Fun Café	Frank A. Colalella	3075 Main St	Weirton	WV	26062-4709	5	Hancock
LR 002763	The Bus Terminal, LLC	Fun Café	Frank Colalella	403 W Carolina Ave	Chester	WV	26034	5	Hancock
LR 002175	The Cold Spot, LLC	Cold Spot Cross Lanes-Nit	Bill Smidi	710 Cross Lanes Dr	Nitro	WV	25143-1116	5	Kanawha
LR 003112	The Cold Spot, LLC	Cold Spot	Bill Smidi	4005 W Washington St	Charleston	WV	25313-2419	5	Kanawha
LR 003150	The Cold Spot, LLC	Cold Spot Glen Jean	Bill Smidi	Route 16 Scarbro Rd	Glen Jean	WV	25846	5	Fayette
LR 003082	The Garden Café, LLC	The Homeplate Club Two	Douglas Bonitia	3776 Pennsylvania Ave	Weirton	WV	26062-4113	5	Hancock
LR 004179	The Hideaway Lounge, Inc.	Miss Alice's	Connie D Spencer	675 Ritter Dr	Beaver	WV	25804	3	Raleigh
LR 003712	The Homeplate Club, LLC	The Homeplate Club	Douglas Boniti	1300 Potomac Ave	Weirton	WV	26062-4219	5	Hancock
LR 001084	The Java Shoppe	The Java Shoppe	Vito Cutrone	1015 Main St	Follansbee	WV	26037-1344	5	Brooke
LR 001884	The Legion Post of Newell, Inc.	American Legion Post #114	Thomas Cline	538 Washington St	Newell	WV	26050-0314	10	Hancock
LR 004811	The Lounge LLC	The Lounge	Lynn A. Perkins	215 Monroe St	Martinsburg	WV	25404-3383	5	Berkeley
LR 004979	The Main Event Inc	The Main Event	Jeffrey Roth	243 S Main St	Moorefield	WV	26836-1233	5	Hardy
LR 001306	The Winnerz Club LLC	Belmont Hot Spot	Stacy M Linger	608 Bellview Blvd	Fairmont	WV	26554-1802	5	Marion
LR 003267	The WoW Zone Inc	Sarah's @ Davis Street	Sarah J Castle	250 Davis St	Princeton	WV	24740	5	Mercer
LR 001057	Three J's Inc	Jesse's Pub	Jesse Bane	1801 E Main St	Oak Hill	WV	25901-2323	5	Fayette
LR 002868	Three J's, Inc.	Coffee Club	Jesse Bane, III	789 Main St	Oak Hill	WV	25901-3122	5	Fayette
LR 001178	Tiffany's LLC	Bourbon Street Café	Joseph Tellitocci	3628 Main St	Weirton	WV	26062-4510	5	Hancock
LR 001897	Tiffany's LLC	Coffee & Tanning Hot Spot	Joseph Tellitocci	20 Elm Ter (Shopping Ctr)	Wheeling	WV	26003-5064	5	Ohio
LR 002404	Tiffany's LLC	Stars and Stripes	Joseph Tellitocci	4096 Main St	Weirton	WV	26062-5333	5	Brooke
LR 002478	Tiffany's LLC	Jumpin' Jimmy's	Joseph Tellitocci	14 West Alexander Rd	Valley Grove	WV	26060	5	Ohio
LR 002667	Tiffany's LLC	Bahama Bay Café Hot Spot	Joseph Tellitocci Jr	3545 Pennsylvania Ave	Weirton	WV	26062-4064	5	Hancock
LR 002702	Tiffany's LLC	Stars and Stripes II	Joseph Tellitocci	4107 Freedom Way	Weirton	WV	26062-5209	5	Brooke
LR 002712	Tiffany's LLC	Wise Guys	Joseph Tellitocci	1221 Warwood Ave	Wheeling	WV	26003-7129	5	Ohio
LR 002730	Tiffany's LLC	Dan O's	Joseph Tellitocci	300 St Thomas Dr	Weirton	WV	26062-3845	5	Brooke
LR 002797	Tiffany's LLC	Sunset Café III Hot Spot	Joseph Tellitocci Jr	3919 Main St	Weirton	WV	26062-5313	5	Brooke
LR 003005	Tiffany's LLC	The Big Easy	Joseph Tellitocci	1101 1st St	Moundsville	WV	26041-1463	5	Marshall
LR 003039	Tiffany's LLC	Let's Say Café II	Joe Tellitocci Jr	569 Carolina Ave	Chester	WV	26034-1364	5	Hancock
LR 003052	Tiffany's LLC	Fat Tuesday's	Joseph Tellitocci	4037 Main St	Weirton	WV	26062-5332	5	Brooke
LR 003180	Tiffany's LLC	Sunset Café Hot Spot	Linda Spanovich	3693 Pennsylvania Ave	Weirton	WV	26062-4049	5	Hancock
LR 003203	Tiffany's LLC	Sunset Café II Hot Spot	Joseph Tellitocci Jr	3211 Pennsylvania Ave	Weirton	WV	26062-3803	5	Hancock
LR 003212	Tiffany's LLC	Lily's Hot Spot #1	Joseph Tellitocci Jr.	4C Elm Grove Crossing	Wheeling	WV	26003-5229	5	Ohio
LR 003215	Tiffany's LLC	Hollywood Hollywood	Joseph Tellitocci	208 Ivy St	Weirton	WV	26062-3800	5	Hancock
LR 003290	Tiffany's LLC	Sofia Rae's Café	Joseph Tellitocci	301 Carolina Ave	Chester	WV	26034-1127	5	Hancock
LR 003487	Tiffany's LLC	Lily's Hot Spot #2	Joseph Tellitocci Jr	3A Elm Grove Crossing	Wheeling	WV	26003-5300	5	Ohio
LR 003672	Tiffany's, LLC	Lily's Hot Spot #3	Joseph Tellitocci Jr.	103 S York St	Wheeling	WV	26003-2110	5	Ohio
LR 003860	Tiffany's, LLC	Lily's Hot Spot #4	Joseph Tellitocci Jr.	97 N River Rd	Wheeling	WV	26003-6801	5	Ohio
LR 004468	TJLT, Inc.	Chaz's	Thomas Booth	550 Jones Ave	Oak Hill	WV	25901-2953	5	Fayette
LR 003198	TJ's Place, Inc.	TJ's Place	Todd Burger	30 Forever Green Dr	Falling Waters	WV	25419-4863	5	Berkeley
LR 003803	Tobacco Barn Inc	Tobacco Barn	John Hall	20 Perry Morris Square	Milton	WV	25541-1397	5	Cabell
LR 004183	Tobacco Barn Inc	Tobacco Barn #2	John Hall	5771 McClellan Hwy	West Hamlin	WV	25506-8700	5	Lincoln
LR 004940	Top Five LLC	Top Five	David C. Goff	156 Harper Park Dr	Beckley	WV	25801-2660	5	Raleigh
LR 002608	Towne 'N Country Lanes, Corporation	Towne 'N Country Lounge	Jodi Allen	409 1st Ave	Nitro	WV	25143	5	Kanawha
LR 004019	TPC, LLC	Mimi's - Elkview	Stephen Scott	307 Crossings Mall Rd	Elkview	WV	25071-9290	5	Kanawha
LO 000417	Trans Allegheny Enterprises, LLC	Trans Allegheny Ent.	Thomas H. Fitro	713 Gladstone St	Parkersburg	WV	26101-5661	196	Wood
LR 003225	TV Italian, LLC	Patty's-Beckley By-Pass	Stephen Scott	30 By-Pass Plaza #8	Beckley	WV	25801	5	Raleigh
LR 001109	Twin Taverns Inc	Frank's Hot Spot	Joseph Scotchel	403 Holland Ave	Westover	WV	26501-4208	5	Monongalia
LR 001154	University Lounge Inc	Stadium Club The	Deloris Warf	1441 4th Ave	Huntington	WV	25701-2402	5	Cabell

West Virginia Lottery
Limited Video Lottery
Permit Holders as of 8/1/2017

<u>License Number</u>	<u>Business Org Name</u>	<u>DBA Name</u>	<u>Contact Name</u>	<u>Location Address</u>	<u>Location City</u>	<u>Location State</u>	<u>Location Zip</u>	<u>Total Permits</u>	<u>County Name</u>
LO 000427	Valley Coin Mach. Co.,LLC	Valley Coin Mach. Co.,LLC	Cynthia Maynard	6789 National Rd	Tridelphia	WV	26059-2103	40	Ohio
LR 002448	Vanilla, LLC	Patty's-Princeton	Stephen Scott	1057 Stafford Dr	Princeton	WV	24740-2409	5	Mercer
LO 000413	Vast Vending, Inc.	Vast Vending, Inc.	Jason Steele	1261 Robert C. Byrd Drive	Crab Orchard	WV	25827-1238	58	Raleigh
LO 000425	Viking Vending Services LLC	Viking Vending Services	Frank Clark	A-1 A Rd	Arthurdale	WV	26520-0403	7	Preston
LO 000407	Viking Video & Music, Inc	Viking Video & Music, Inc	Dennis (Champ) Kerns	423 16th St	Dunbar	WV	25064-2505	85	Kanawha
LR 001433	Wakim's Club Inc	Wakim's Club	Fred Wakim	2181 National Rd	Wheeling	WV	26003-5247	5	Ohio
LO 000433	Warden Amusement Inc.	Warden Amusement Inc.	Gary E. Warden	450 Riffe St	Sophia	WV	25873-0117	35	Raleigh
LR 002413	WBC, LLC	Patty's-Merchants Walk	Stephen Scott	223 Merchants Walk	Summersville	WV	26651-1901	5	Nicholas
LR 001396	Weirton Elks Lodge	Elks Lodge #1801 - Weirto	Bill Verelst	3429 Main St	Weirton	WV	26062-4505	7	Hancock
LR 003047	Weirton Investments, LLC	Mugsy's Café II	Marcus Frankovitch	3801 Main St	Weirton	WV	26062-5311	7	Brooke
LR 003048	Weirton Investments, LLC	Mugsy's Café	Marcus Frankovitch	390 Penco Rd	Weirton	WV	26062-3813	6	Hancock
LR 003382	Weirton Investments, LLC	Caribbean Café	Eric Frankovitch	108 Carolina Ave	Chester	WV	26034-1111	6	Hancock
LR 003458	Weirton Investments, LLC	Caribbean Café II	Eric Frankovitch	3665 Pennsylvania Ave	Weirton	WV	26062-4063	7	Hancock
LR 003484	Weirton Investments, LLC	Mugsy's Café III	Eric Frankovitch	12163 Ohio River Blvd	Chester	WV	26034-1181	7	Hancock
LR 003883	Weirton Investments, LLC	Red Dog Café	Eric Frankovitch	12532 Ohio River Blvd	Chester	WV	26034-1088	7	Hancock
LR 003544	WES, LLC	WES	Jeffrey DeSantis	3711 Pennsylvania Ave	Weirton	WV	26062-4121	5	Hancock
LO 000422	Wheeling Coin, LLC	Wheeling Coin, LLC	Anthony Sparachane	2829 Eoff St	Wheeling	WV	26003-4019	400	Ohio
LR 001225	White Stallion Club LLC	White Stallion Club	Mary Lou Krzeczowski	2701 Lincoln Hwy	Chester	WV	26034-1725	5	Hancock
LR 004833	Wild Hog, LLC	Ruby's	Thomas R. Homan	5605 Hammonds Mill Rd C	Martinsburg	WV	25404-6568	5	Berkeley
LR 002418	Willco, LLC	Sofia's-Old Courthouse	Stephen Scott	1345 Edwin Miller Blvd	Martinsburg	WV	25404-3703	5	Berkeley
LR 001147	Wilma J Cottrell	Cottrell's Country Store	Wilma Cottrell	119 N Point Marion Rd	Morgantown	WV	26508-1486	2	Monongalia
LR 001989	WilMon Foods Industries LLC	High Life Lounge I	Cindy Woodward	Route 250 S Middetown Mal	Fairmont	WV	26554	5	Marion
LR 003638	Woldap, LLC	Sub Stop	Judi Padlow	225 Marshall St	McMechen	WV	26040-1034	5	Marshall
LO 000409	Woodward Video LLC	Woodward Video LLC	Bryan Woodward	19 Casino Drive	Anmoore	WV	26330-0520	150	Harrison
LR 002500	WV Café Operations #1 LLC	West Virginia Café	Jeremy M Webb	1510 Harris Hwy	Parkersburg	WV	26101-7606	5	Wood
LR 002846	WV Café Operations #2 LLC	West Virginia Café	Jeremy M Webb	915 7th St	Parkersburg	WV	26101-5252	5	Wood
LR 003385	WV Café Operations #3 LLC	West Virginia Café	Jeremy M Webb	460 Ripley Rd	Ripley	WV	25271	5	Jackson
LR 001204	Ye Olde Alpha Inc	Ye Olde Alpha	Elizabeth Jones	50 Carmel Rd	Wheeling	WV	26003-5907	5	Ohio
LR 001681	Zeek Enterprises, Inc.	Zeek's Sports Lounge	Everett Zeek	Kentucky-Lincoln St	Kermit	WV	25674-0358	5	Mingo
LR 002738	Zeek Enterprises, Inc.	EZ-Borderline Hotspot	Everett Zeek	Corner Kentucky & Lincoln	Kermit	WV	25674-0358	5	Mingo
LR 004859	ZT7 Inc	K's River City Perk	Charles Mccay	757 E Washington Ave	Ellenboro	WV	26346-6455	5	Ritchie
LR 004744	ZT1 Inc	WV's Original City Perk One	Charles McCay	3700 Emerson Ave	Parkersburg	WV	26104-0001	5	Wood
LR 004743	ZT2 Inc	WV's Original City Perk Two	Charles McCay	2520 Pike St	Parkersburg	WV	26101-7266	5	Wood
LR 004742	ZT3 Inc	WV's Original City Perk Three	Charles McCay	1217B Garfield Ave	Parkersburg	WV	26101-3206	5	Wood
LR 004741	ZT4 Inc	WV's Original City Perk Four	Charles McCay	1447 7th St	Parkersburg	WV	26101-5060	5	Wood
LR 004740	ZT5 Inc	WV's Original City Perk Five	Charles McCay	93 Williams Hwy	Parkersburg	WV	26105-8052	5	Wood
LR 004739	ZT6 Inc	WV's Original City Perk Six	Charles McCay	12453 Emerson Ave	Parkersburg	WV	26104-8149	5	Wood

7632

WEST VIRGINIA LEGISLATURE
Office of the Legislative Auditor



*Budget Division
Building 1, Room 314-West Wing
1900 Kanawha Blvd. East
Charleston, WV 25305-0590*

304-347-4870

Memorandum

To: Honorable Chairmen and Members of the Joint Committee on
Government and Finance

From: William Spencer, C.P.A.
Director, Budget Division
Legislative Auditor's Office

Date: October 02, 2017

Re: Status of General Revenue Fund and State Road Fund as of
September 30, 2017 (FY 18)

We have reviewed the cash flow of the West Virginia general revenue fund as of September 30, 2017 which is the end of the third month of the fiscal year. The status of the fund collections for the month is as follows:

The net collections were 99.3% of the estimate for the fiscal year. Total collections were \$6.7 million below the estimate for the fiscal year.

Personal Income Tax collections were \$2 million below the estimate for the fiscal year.

Consumer sales and use tax collections were \$7.9 million below the estimate for the year.

Severance Tax was \$11.7 million below the estimate for the fiscal year.

Corporate Income and Business Franchise Tax collections were \$10.4 million above the estimate for the fiscal year.

State Road Fund

The state road fund collections were 101% of the estimate for the fiscal year. Total collections were \$2.2 million above the estimate for the fiscal year.

Rainy Day and Personal Income Tax Reserve

Revenue Shortfall Reserve **Fund A** (Rainy Day Fund) had a cash balance of \$208,628,196.19 as of September 30, 2017.

Balance July 1, 2017	228,627,586.89
Loan to General Revenue Fund *	(60,000,000.00)
Fiscal year 17 surplus	38,000,000.00
Earnings	2,000,609.30
Balance September 30, 2017	208,628,196.19

Revenue Shortfall Reserve **Fund B** (Tobacco Settlement Monies) had a cash balance of \$433,778,244.99 as of September 30, 2017.

Balance July 1, 2017	423,784,505.60
Earnings	9,993,739.39
Balance September 30, 2017	433,778,244.99

The **Personal Income Tax Reserve** Fund had a \$5 million cash balance as of September 30, 2017.

Balance July 1, 2017	5,000,000.00
Balance September 30, 2017	5,000,000.00

* - 7/1/2017 beginning of year cash flow, repaid 9/18/2017.
9/30/2017 2nd loan to be repaid within 90 days.

GENERAL REVENUE FUND FY 2017-2018

By Source and by Month

Monthly Revenue Estimates

as of September 30, 2017 OASIS

	MONTH ESTIMATES	NET MONTH COLLECTIONS	FINAL MONTHLY COLLECTIONS OVER ESTIMATES	YTD ESTIMATES	NET YTD COLLECTIONS	YEARLY COLLECTIONS OVER ESTIMATES
Personal Income Tax	178,800,000	177,563,147	-1,236,853	434,900,000	432,906,583	-1,993,417
Consumer Sales Tax & Use Tax	112,500,000	109,918,175	-2,581,825	288,500,000	280,581,260	-7,918,740
Severance Tax	27,200,000	31,201,383	4,001,383	68,100,000	56,353,711	-11,746,289
Corp Income /Business Franchise	20,200,000	31,955,119	11,755,119	26,400,000	36,792,165	10,392,165
Insurance Tax	700,000	365,067	-334,933	29,400,000	27,990,996	-1,409,004
Tobacco Products Tax	15,100,000	14,243,781	-856,219	43,300,000	47,002,634	3,702,634
Business and Occupation	6,600,000	6,499,092	-100,908	25,750,000	25,040,533	-709,467
Liquor Profit Transfers	1,800,000	1,845,800	45,800	4,800,000	6,100,126	1,300,126
Departmental Collections	1,000,000	1,195,064	195,064	3,100,000	3,444,931	344,931
Property Transfer Tax	1,050,000	1,204,033	154,033	2,810,000	3,612,538	802,538
Property Tax	2,210,000	2,342,130	132,130	2,690,000	2,905,997	215,997
Beer Tax and Licenses	680,000	630,480	-49,520	2,050,000	1,865,886	-184,114
Miscellaneous Transfers	25,000	809,353	784,353	260,000	1,884,129	1,624,129
Interest Income	1,200,000	859,523	-340,477	3,200,000	1,797,426	-1,402,574
Senior Tax Credit Reimbur Lty	0	0	0	300,000	374,058	74,058
HB 102 - Lottery Transfers	5,250,000	4,644,221	-605,779	10,684,000	9,364,349	-1,319,651
Miscellaneous Receipts	2,600,000	3,351,571	751,571	2,900,000	4,360,122	1,460,122
Business Fran Registration Fees	48,000	50,005	2,005	163,000	162,145	-855
Estate & Inheritance Tax	0	100	100	0	100	100
Liquor License Renewal	0	0	0	0	0	0
Special Revenue Transfers	770,000	486,604	-283,396	7,170,000	6,076,059	-1,093,941
Charter Tax	0	2,383	2,383	0	4,166	4,166
Video Lottery Transfers	0	33,967	33,967	0	54,090	54,090
July-Dec Retro Rev Adj	0	0	0	0	0	0
Cash Flow Transfer	0	0	0	0	60,000,000	60,000,000
SUBTOTALS	377,733,000	389,200,998	11,467,998	956,477,000	1,008,674,002	52,197,002
Less: Cash Flow Transfer	0	0	0	0	60,000,000	60,000,000
Less: Special Revenue Transfer	770,000	486,604	-283,396	7,170,000	6,076,059	-1,093,941
TOTALS	376,963,000	388,714,394	11,751,394	949,307,000	942,597,944	-6,709,056

Percent of Estimates

103.12%

99.29%

Collections this day

14,415,762

GENERAL REVENUE FUND FY 2017-2018

By Source and by Month

Monthly Revenue Estimates

as of September 30, 2017 OASIS

	MONTH ESTIMATES	NET MONTH COLLECTIONS	FINAL MONTHLY COLLECTIONS OVER ESTIMATES	YTD ESTIMATES	NET YTD COLLECTIONS	YEARLY COLLECTIONS OVER ESTIMATES
Personal Income Tax	178,800,000	177,563,147	-1,236,853	434,900,000	432,906,583	-1,993,417
Consumer Sales Tax & Use Tax	112,500,000	109,918,175	-2,581,825	288,500,000	280,581,260	-7,918,740
Severance Tax	27,200,000	31,201,383	4,001,383	68,100,000	56,353,711	-11,746,289
Corp Income /Business Franchise	20,200,000	31,955,119	11,755,119	26,400,000	36,792,165	10,392,165
Insurance Tax	700,000	365,067	-334,933	29,400,000	27,990,996	-1,409,004

**STATE ROAD FUND FY 2017-2018
By Source and by Month
Monthly Revenue Estimates
as of September 30, 2017 OASIS**

	MONTH ESTIMATES	NET MONTH COLLECTIONS	FINAL MONTHLY COLLECTIONS OVER ESTIMATES	YTD ESTIMATES	NET YTD COLLECTIONS	YEARLY COLLECTIONS OVER ESTIMATES
Gasoline & Motor Carrier Rd Tax	36,300,000	18,205,824	-18,094,176	106,800,000	98,352,647	-8,447,353
Privilege Tax	20,910,000	18,453,909	-2,456,091	65,006,000	54,423,844	-10,582,156
Licenses & Registration	8,788,000	10,224,356	1,436,356	32,220,000	36,598,489	4,378,489
Miscellaneous	0	897,420	897,420	0	16,794,508	16,794,508
Highway Litter Control	122,000	134,780	12,780	448,000	477,637	29,637
TOTALS	66,120,000	47,916,289	-18,203,711	204,474,000	206,647,125	2,173,125

Percent of Estimates

72.47%

101.06%

Collections this day

8,199,641

REVENUE SHORTFALL RESERVE FUND 7005, Part A as of August 31, 2017 : \$ 207,160,313.94

\$60 million loaned to General Revenue Fund 7/1/2017 for beginning of year cash flow, to be repaid within 90 days, not reflected.

REVENUE SHORTFALL RESERVE FUND 7006, Part B as of August 31, 2017: \$429,978,194.45

PERSONAL INCOME TAX REFUND RESERVE FUND as of August 31, 2017: \$5,000,000.00

Prepared by the Legislative Auditor's Office, Budget Division

WEST VIRGINIA LEGISLATURE
Office of the Legislative Auditor



Budget Division
Building 1, Room 314-West Wing
1900 Kanawha Blvd. East
Charleston, WV 25305-0590
304-347-4870

To: Honorable Chairmen and Members of the Joint Committee on
Government and Finance

From: William Spencer, C.P.A.
Director Budget Division
Legislative Auditor's Office

Date: September 11, 2017

Re: West Virginia Unemployment Compensation Trust Fund

We have reviewed the August 31, 2017 monthly report of the Unemployment Compensation Trust Fund we received from WorkForce West Virginia.

As of August 31, 2017 of fiscal year 2017-2018, the trust fund cash flow was as follows:

Trust Fund Beginning Cash Balance 7-1-2017	\$ 68,378,244.21
Receipts July 1, 2017 thru June 30, 2018	\$ 46,404,120.32
Disbursements July 1, 2017 thru June 30, 2018	\$ 23,606,999.37
Balance August 31, 2017	\$ 91,175,365.16

ITEMS OF NOTE:

Regular benefits paid for August 2017 were \$ 8.8 million less than August 2016.

Federal emergency benefits totaled \$ -9 thousand for August 2016. For August 2017, federal emergency benefits totaled \$ -6 thousand.

Total disbursements were \$ 9 million less in August 2017 than the preceding August 2016.

Receipts as of August 2017, were \$ 12 million less than in August 2016. Overall ending trust fund balance was \$ 32.5 million higher on August 31, 2017 than on August 31, 2016.

Seasonally adjusted unemployment rates for July 2017 were 4.7 percent for West Virginia and 4.3 percent nationally.

Since July 2016, employment has increased by 1,600. Employment gains included 3,800 in educational and health services, 2,300 in mining and logging, 1,200 in construction, 600 in professional and business services, 200 in financial activities, 100 in information, and 700 in other services. Employment declines included 1,600 in leisure and hospitality, 1,100 in manufacturing, 2,700 in trade, transportation, and utilities, and 1,900 in government.

September 8, 2017

William Spencer
Budget Division
Office of the Legislative Auditor
Building 1, Room 332-West Wing
1900 Kanawha Boulevard East
Charleston, WV 25305-0590

RE: Monthly Status Report

Dear Mr. Spencer:

Please find attached, the Monthly Status Report for the Joint Committee on Government and Finance, Unemployment Compensation Trust Fund for the month of August 2017.

If you have any questions or need any additional information, please feel free to contact Michelle Painter at 304-558-2631 or Michelle.Painter@wv.gov.

Sincerely,



Russell L. Fry
Acting Executive Director

RLF/gew

Enclosure

pc: Jim Justice

112 California Avenue • Charleston, WV 25305-0004
304.558.7024 304.558.3512 (fax)

An agency of the Department of Commerce
An equal opportunity employer/program and auxiliary aids are available upon request to individuals with disabilities.

www.workforcewv.org

A proud partner of the AmericanJobCenter® network

**MONTHLY STATUS REPORT FOR THE JOINT COMMITTEE ON GOVERNMENT AND FINANCE
FOR THREE MONTHS STARTING JUNE 2017 AND JUNE 2018**

	JUNE 2016	JULY 2016	AUGUST 2016	JUNE 2017	JULY 2017	AUGUST 2017	THREE MONTH TOTAL VARIANCE *
Balance Forward	<u>\$71,104,289.89</u>	<u>\$53,108,141.09</u>	<u>\$47,281,988.69</u>	<u>\$76,524,585.04</u>	<u>\$68,378,244.21</u>	<u>\$82,834,919.67</u>	<u>\$56,243,329.25</u>
Add Receipts:							
1. Bond Assessment	\$0.00	\$0.00	\$0.00	\$0.00	\$0.00	\$0.00	\$0.00
2. Regular Contributions:	\$1,457,020.62	\$16,353,671.14	\$30,694,850.46	\$1,149,639.82	\$27,364,632.48	\$18,796,623.49	(\$1,194,646.43)
3. Federal Emergency Benefits (EUC08)	(\$430,000.00)	\$0.00	\$0.00	(\$129,871.00)	\$0.00	\$0.00	\$300,129.00
4. Federal Share Extended Benefits (EB)	(\$2,500.00)	\$0.00	\$0.00	(\$1,000.00)	\$0.00	\$0.00	\$1,500.00
5. Temp Federal Additional Comp (FAC)	\$0.00	\$0.00	\$0.00	\$0.00	\$0.00	\$0.00	\$0.00
6. UCFE (Federal Agencies)	\$58,251.96	\$54,001.98	\$75,101.15	\$53,325.34	\$70,041.58	\$69,621.24	\$5,633.07
7. Special Administrative Transfer	\$0.00	\$0.00	\$0.00	\$0.00	\$0.00	\$0.00	\$0.00
8. Reed Act Funds**	\$0.00	\$0.00	\$0.00	\$549,468.24	\$0.00	\$0.00	\$549,468.24
9. UC Modernization Incentive	\$0.00	\$0.00	\$0.00	\$0.00	\$0.00	\$0.00	\$0.00
10. Treasury Interest Credits	\$403,149.00	\$0.00	\$0.00	\$383,958.15	\$0.00	\$0.00	(\$19,190.85)
11. UCX (Military Agencies)	\$100,483.48	\$94,350.96	\$116,206.59	\$49,273.43	\$57,012.65	\$46,188.88	(\$158,566.07)
12. WV Senate Bill 558	\$0.00	\$0.00	\$0.00	\$0.00	\$0.00	\$0.00	\$0.00
13. CMIA Receipts	\$0.00	\$0.00	\$0.00	\$0.00	\$0.00	\$0.00	\$0.00
Total Monthly Receipts	<u>\$1,586,405.06</u>	<u>\$16,502,024.08</u>	<u>\$30,886,158.20</u>	<u>\$2,054,793.98</u>	<u>\$27,491,686.71</u>	<u>\$18,912,433.61</u>	<u>(\$515,673.04)</u>
Less Disbursements:							
Debt Bond Repayment	(Retired)	(Retired)	(Retired)	(Retired)	(Retired)	(Retired)	(Retired)
Regular Benefits:	\$19,442,745.40	\$22,171,265.89	\$19,307,308.57	\$10,102,421.00	\$12,912,529.83	\$10,470,565.70	(\$27,435,803.33)
Federal Emergency Benefits (EUC08)	(\$19,143.08)	(\$7,606.28)	(\$9,326.66)	(\$4,925.21)	(\$6,400.88)	(\$5,621.88)	\$19,128.05
Federal Share Extended Benefits (EB)	\$0.00	(\$40.00)	\$0.00	(\$100.00)	(\$15.00)	(\$100.00)	(\$175.00)
Emergency Benefits (TEUC)	\$0.00	\$0.00	\$0.00	\$0.00	\$0.00	\$0.00	\$0.00
Temp Federal Additional Comp (FAC)	\$0.00	\$0.00	\$0.00	\$0.00	\$0.00	\$0.00	\$0.00
UCFE (Federal Workers) Benefits	\$60,601.45	\$59,400.59	\$67,771.74	\$53,539.89	\$72,860.60	\$63,039.45	\$1,666.16
UCX (Military Workers) Benefits	\$98,350.01	\$105,156.36	\$105,368.64	\$50,199.13	\$56,036.70	\$44,104.85	(\$158,534.33)
Reed Act Funds	\$0.00	\$0.00	\$0.00	\$0.00	\$0.00	\$0.00	\$0.00
Special Administrative Transfer**	\$0.00	\$0.00	\$0.00	\$0.00	\$0.00	\$0.00	\$0.00
Total Monthly Disbursements	<u>\$19,582,553.86</u>	<u>\$22,328,176.56</u>	<u>\$19,471,122.29</u>	<u>\$10,201,134.81</u>	<u>\$13,035,011.25</u>	<u>\$10,571,988.12</u>	<u>(\$27,573,718.45)</u>
Trust Fund Balance	<u>\$53,108,141.09</u>	<u>\$47,281,988.69</u>	<u>\$58,697,024.60</u>	<u>\$68,378,244.21</u>	<u>\$82,834,919.67</u>	<u>\$91,175,365.16</u>	<u>\$83,301,374.66</u>

* Three month total variance column is the difference between the sum of the previous year's three months data for each category and the current year's three months data. The purpose of the report is to show significant changes in receipts, disbursements, or balances.

**Note: UI Trust Fund Balance Includes Trust Fund Loan from the Revenue Shortfall Reserve Fund per Senate Bill 558 passed March 9, 2016:

Borrowed on 3/11/2016	38,000,000.00
Repaid on 5/17/2016	(38,000,000.00)
Borrowed on 12/5/2016	50,000,000.00
Repaid on 5/4/2017	<u>(50,000,000.00)</u>
Outstanding Loan from Revenue Shortfall Reserve Fund	<u>\$0.00</u>

**Note: Reed Act funds of \$549,468.24 previously drawn down were unexpended and returned to Trust Fund on deposit with the U.S. Treasury.

UC TRUST FUND BALANCES & PROJECTIONS FOR 2017
October 10, 2017

Month	Receipts	Disbursements	Trust Fund Balance
2016			
Balance - 1/1/2016			\$ 82,860,688
January	\$ 8,457,305	\$ 30,452,715	\$ 60,865,278
February	\$ 16,233,520	\$ 31,257,255	\$ 45,841,543
March	\$ 1,961,704	\$ 24,325,242	\$ 23,478,005
April	\$ 28,362,516	\$ 23,874,780	\$ 27,965,741
May	\$ 71,241,386	\$ 28,102,837	\$ 71,104,290
June	\$ 1,586,405	\$ 19,582,554	\$ 53,108,141
July	\$ 16,502,024	\$ 22,328,176	\$ 47,281,989
August	\$ 30,886,158	\$ 19,471,122	\$ 58,697,025
September	\$ 1,851,871	\$ 13,874,341	\$ 46,674,555
October	\$ 17,129,992	\$ 16,437,037	\$ 47,367,510
November	\$ 12,095,617	\$ 14,319,014	\$ 45,144,113
December	\$ 1,485,248	\$ 15,074,251	\$ 31,555,110
Totals - 2016	\$ 207,793,746	\$ 259,099,324	\$ 31,555,110

2017			
January	\$ 15,548,229	\$ 22,205,764	\$ 24,897,575
February	\$ 7,902,487	\$ 18,214,907	\$ 14,585,155
March	\$ 1,765,440	\$ 14,720,577	\$ 1,630,018
April	\$ 25,313,026	\$ 14,899,941	\$ 12,043,103
May	\$ 76,641,488	\$ 12,160,006	\$ 76,524,585
June	\$ 2,054,794	\$ 10,201,135	\$ 68,378,244
July	\$ 27,491,687	\$ 13,035,011	\$ 82,834,920
August	\$ 18,912,434	\$ 10,571,989	\$ 91,175,365
September	\$ 1,493,202	\$ 8,350,803	\$ 84,317,764
October	\$ 16,652,065	\$ 9,421,710	\$ 91,548,119
November	\$ 11,758,149	\$ 8,207,659	\$ 95,098,609
December	\$ 1,443,810	\$ 8,640,561	\$ 87,901,858
Totals - 2017	\$ 206,976,811	\$ 150,630,063	\$ 87,901,858

The Trust Fund balances shown here do not include the loan proceeds of \$50,000,000 received on November 29, 2016. The loan was repaid in May 2017.

PEIA October Interim Talking Points

- **PEIA and RHBT preliminary financial results for August 2017 are available for your review.**
- **PEIA is currently ahead of plan by \$4 million. This is primarily due to marginally lower than forecast expenses.**
- **RHBT is currently ahead of plan by \$19 million. This is attributable to higher than forecast investment income.**
- **The 2018 year-end reserve for the State Fund and non-State Fund are projected to be \$139 and \$40 million respectively.**
- **These reserve levels represent 19.5% and 28.9% of the respective funds' expenses. The required reserve for the State Fund is 14% of expenses.**

Jim Justice
Governor



Ted Cheatham
Director

WV Toll-free: 1-888-680-7342 • Phone: 1-304-558-7850 • Fax: 1-304-558-2470 • Internet: www.wvpeia.com

October 10, 2017

Joint Committee on Government and Finance
Senate Finance – 451M
State Capitol Complex
Charleston, WV 25305

1. The Draft Year End Financial Report page A-1 indicates the June 30, 2018 fund balances will be as follows:

	PEIA		RHBT
	State Fund	Non-State Fund	OPEB Fund
June 30, 2018	\$139,413,631	\$40,148,364	\$926,486,418

2. Per §5-16-25 the statutorily required reserve for the purposes of offsetting unanticipated claims losses (current FY costs) is the actuarial recommended reserve.

The current recommendation is 14% of the fiscal year expenses for PEIA and RHBT. Per the Quarterly Report, the percentage will be as follows at year end:

June 30, 2018	State Fund Reserve	Non-State Fund Reserve	Total
Reserve Balance	\$139,413,631	\$40,148,364	\$179,561,995
Percentage	19.5%	28.9%	21%
	reserve/current FY costs		

3. The objective of the OPEB Reserve is to reach a fully funded status of the actuarially accrued liability (AAL). Therefore, the target is 100%. The reserve balance represents 28% of the actuarially required balance:

	RHBT
June 30, 2018	OPEB Reserve
Reserve Balance	\$926,486,418
Percentage	28%
	OPEB Reserve/Actuarial Accrued Liability

4. Anticipated events that may significantly reduce or increase the amount of funds:

The primary anticipated reduction events are the ongoing forecast increases in the cost of healthcare. The below chart indicates the actuarial projected increases in costs for the medical and prescription drugs of the plan. These increased costs represent a total increase of \$199 million over the next four years, requiring an average of \$50 million a year in either increased premiums or benefit reductions.

	FY 2018	FY 2019	FY 2020	FY 2021
Medical Trend	7.5%	8.0%	8.5%	9.0%
Rx Trend	11.5%	12.0%	12.5%	13.0%

5. Total amount of benefit payments paid for the month:

	PEIA	RHBT	Total
August 2017	\$45,292,000	\$17,982,000	\$60,352,000

Sincerely,



Jason A. Haight, CPA
Chief Financial Officer

West Virginia Public Employees Insurance Agency
Statement of Net Assets

Thursday, August 31, 2017

(Dollars in Thousands)

(Unaudited-For Internal Use Only)- Preliminary

	CURRENT YR	PRIOR YR	VARIANCE	
			\$	%
Assets				
Current assets:				
Cash and cash equivalents	\$3,907	\$8,089	(\$4,182)	(52%)
Equity position in internal investment pool	39,719	26,631	13,088	49%
Premiums receivable:				
Other, less allowance for doubtful accounts	5,767	8,393	(2,626)	(31%)
Due From RHBT				
Accounts receivable:				
Provider refunds, less allowance for doubtful accounts	250	377	(127)	(34%)
Prescription rebates	15,942	15,234	708	5%
Other	6,293	567	5,726	1,010%
Total current assets	71,878	59,291	12,587	21%
Noncurrent assets:				
Equity position in internal investment pools	157,181	144,710	12,471	9%
Equity position in internal investment pool – restricted	17,244	25,428	(8,184)	(32%)
Capital assets, net of accumulated depreciation	237	157	80	51%
Total noncurrent assets	174,662	170,295	4,367	3%
Total assets	246,540	229,586	16,954	7%
Deferred Outflows of Resources Related to Pensions	575	460	115	25%
Liabilities				
Current liabilities:				
Claims payable	50,472	68,614	(18,142)	(26%)
Premium deficiency reserve		6,860	(6,860)	(100%)
Accounts payable	6,445	9,931	(3,486)	(35%)
Unearned revenue	10,916	11,595	(679)	(6%)
Other accrued liabilities	3,387	3,117	270	9%
Due to RHBT	(9,478)	(1,774)	(7,704)	434%
Total current liabilities	61,742	98,343	(36,601)	(37%)
Noncurrent liabilities:				
Other Liabilities	903	528	375	71%
Other accrued liabilities: Premium stabilization fund	19,064	25,428	(6,364)	(25%)
Total liabilities	81,709	124,299	(42,590)	(34%)
Deferred Inflows of Resources Related to Pensions	44	343	(299)	(87%)
Net position				
Invested in capital assets	237	157	80	51%
Unrestricted	164,594	105,130	59,464	57%
Total net position	165,362	105,404	59,958	57%

West Virginia Retiree Health Benefit Trust Fund
STATEMENT OF PLAN NET POSITION
Thursday, August 31, 2017
(In Thousands)
PRELIMINARY

	CURRENT YR	PRIOR YR	VARIANCE	
			\$	%
ASSETS				
Cash - Operating Fund	\$10,477	\$9,757	\$720	7%
INVESTMENTS				
WV Board of Treasury Investments	84,874	90,252	(5,378)	(6%)
WV Investment Management Board	757,274	628,351	128,923	21%
Total Investments	<u>842,148</u>	<u>718,603</u>	<u>123,545</u>	<u>17%</u>
Due From / (To) WV PEIA	(9,209)	(1,774)	(7,435)	419%
PREMIUM ACCOUNTS RECEIVABLE				
Premium Accounts Receivable	2,060	1,841	219	12%
Less: Allowance for Doubtful Accounts	(104)	(406)	302	(74%)
Net - Premium Accounts Receivable	<u>1,956</u>	<u>1,435</u>	<u>521</u>	<u>36%</u>
Premium A/R - Annual Required Contributions	2,374,612	2,309,238	65,374	3%
Less: Allowance for Doubtful Accounts	(2,374,407)	(2,309,238)	(65,169)	3%
Net Premium A/R - ARC	<u>205</u>	<u>0</u>	<u>205</u>	<u>0%</u>
Other Receivables	24,362	10,717	13,645	127%
TOTAL ASSETS	<u>869,939</u>	<u>738,738</u>	<u>131,201</u>	<u>18%</u>
DEFERRED OUTFLOWS OF RESOURCES				
Deferred Outflows of Resources Related to Pension	574	241	333	138%
LIABILITIES				
Claims payable	8,620	12,680	(4,060)	(32%)
Accounts payable	20	27	(7)	(26%)
Accrued Liabilities	4,242	13,775	(9,533)	(69%)
TOTAL LIABILITIES	<u>12,882</u>	<u>26,482</u>	<u>(13,600)</u>	<u>(51%)</u>
DEFERRED INFLOWS OF RESOURCES				
Deferred Inflows of Resources Related to Pension	260	196	64	33%
NET POSITION RESTRICTED FOR POST EMPLOYMENT BENEFITS				
	<u>\$857,371</u>	<u>\$712,301</u>	<u>\$145,070</u>	<u>20%</u>

Unaudited / Internal Use / Accrual Basis
 StmtPlanNetAsset
 10/2/2017 9:35:00 PM

West Virginia Retiree Health Benefit Trust Fund
STATEMENT OF CHANGES IN PLAN NET POSITION
For the Two Months Ending Thursday, August 31, 2017
(In Thousands)
PRELIMINARY

ACTUAL	BUDGET	PRIOR YR	BUDGET VARIANCE	PRIOR YR VARIANCE
			%	%
			\$	\$
\$472	\$552	\$539	(79)	(67)
21,673	22,293	24,465	(621)	(2,793)
206	0	13	206	193
22,351	22,845	25,017	(494)	(2,666)
14,263	14,877	13,559	(614)	704
4,295	4,373	4,883	(79)	(588)
3,910	3,986	3,791	(77)	119
22,467	23,236	22,232	(769)	235
44,818	46,081	47,249	(1,263)	(2,431)
200	200	200	0	0
21,640	7,541	21,342	14,100	298
834	834	834	0	0
5,000	5,000	5,000	0	0
72,492	59,655	74,625	12,837	(2,133)
23,366	25,226	26,324	1,859	2,957
1,665	3,929	3,681	2,264	2,017
7,426	11,035	11,546	3,609	4,120
5,976	5,040	5,782	(937)	(194)
5	5	5	0	0
0	0	33	0	33
239	177	255	(62)	16
355	710	366	356	11
39,032	46,122	47,992	7,089	8,960
33,460	13,533	26,633	19,927	6,827
823,911	823,911	685,668	0	138,243
\$857,371	\$837,444	\$712,301	\$19,927	\$145,070

ADDITIONS	
Employer Premiums:	
Health premiums	(14%)
Pay Go Premiums	(3%)
Annual required contributions	0%
Total Employer Premiums	(2%)
Member Premiums:	
Health premiums	(4%)
Pay Go Premiums	(2%)
Life Insurance Premiums	(2%)
Total Member Premiums	(3%)
Total Premium Additions	(3%)
Other Additions:	
Retiree Drug Subsidy	0%
Investment Income	187%
Nonemployer contribution (Premium)	0%
Nonemployer contribution (OPEB)	0%
TOTAL ADDITIONS	22%
TOTAL DEDUCTIONS	(3%)
DEDUCTIONS	
Payments to Managed Care Org.	7%
Life Insurance Expense	58%
Medical Claims Expense	33%
Pharmacy Claims Expense	(19%)
Comparative Effectiveness Research Fee	0%
ACA Reinsurance Contribution	0%
Administrative Service Fees (External)	(35%)
Other Operating Expenses	50%
TOTAL DEDUCTIONS	15%
NET POSITION INCREASE	147%
Net Position Restricted for Post Employment Benefits	
Beginning of Period Total Net Position	0%
End of Period Total Net Position	2%

Accrual Basis / Unaudited / Internal Use Only
10/3/2017 9:33:00 PM

West Virginia Board of Risk and Insurance Management
UNAUDITED BALANCE SHEET AND INCOME STATEMENT
For the Two Months Ending August 31, 2017

Talking Points

1. **Premium Revenue** thru August reflects the premiums earned for the first two months of the fiscal year.
2. **Claims Expense** reflects claims payments made thru August. The total claims payments made for the first two months of this year are down \$1.6 million compared to the same period a year ago. However, actual claims payments can vary considerably from month to month.
3. **Investment Income** for the first two months of FY'18 reflects much better results when compared to the investment earnings for the same period last year. Better short-term returns on both fixed income and equity holdings provided the improvement over the same two month period last year.
4. BRIM has no un-funded liability and continues to pursue pro-active loss control initiatives.

West Virginia Board of Risk and Insurance Management

Statements of Net Position

For the Two Months Ended August 31st

	<u>2017</u>	<u>2016</u>
	<i>(In Thousands)</i>	
Assets		
Current assets:		
Cash and cash equivalents	23,568	16,438
Advance deposits with insurance company and trustee	198,251	208,738
Receivables	6,729	4,805
Prepaid insurance	4,327	4,243
Restricted cash and cash equivalents	11,083	8,011
Premiums due from other entities	643	620
Total current assets	<u>244,602</u>	<u>242,855</u>
Noncurrent assets:		
Equity position in internal investments pools	93,501	86,007
Restricted investments	53,997	49,669
Total noncurrent assets	<u>147,498</u>	<u>135,676</u>
Total assets	<u>392,099</u>	<u>378,531</u>
Deferred Outflows of Resources	458	387
Liabilities		
Current liabilities:		
Estimated unpaid claims and claims adjustment expense	47,713	50,819
Unearned premiums	15,712	14,298
Agent commissions payable	183	1,280
Claims Payable	0	212
Accrued expenses and other liabilities	1,407	1,976
Total current liabilities	<u>65,015</u>	<u>68,586</u>
Estimated unpaid claims and claims adjustment expense net of current portion	117,806	118,216
Compensated absences	107	91
Net pension liability	766	467
Total noncurrent liabilities	<u>118,679</u>	<u>118,775</u>
Total liabilities	<u>183,694</u>	<u>187,360</u>
Deferred Inflows of Resources	37	304
Net position:		
Restricted by State code for House Bill 601 Program and mine subsidence coverage	61,063	57,123
Unrestricted	138,265	133,837
Net Assets (Deficiency)	9,497	295
Net position	<u>\$ 208,826</u>	<u>\$ 191,255</u>

Unaudited

West Virginia Board of Risk and Insurance Management

Statements of Revenues, Expenses, and Changes in Net Position

For the Two Months Ended August 31st

	<u>2017</u>	<u>2016</u>
	<i>(In Thousands)</i>	
Operating revenues		
Premiums	\$ 13,629	\$ 11,964
Less coverage/reinsurance programs	(769)	(1,113)
Net operating revenues	<u>12,860</u>	<u>10,851</u>
Operating expenses		
Claims and claims adjustment expense	8,157	9,790
General and administrative	624	580
Total operating expenses	<u>8,781</u>	<u>10,371</u>
Operating income (loss)	4,079	481
Nonoperating revenues		
Investment income	5,419	2,624
SB 602 Reappropriation	-	(2,810)
Net nonoperating revenues	<u>5,419</u>	<u>(186)</u>
Changes in net position	9,497	295
Total net position, beginning of year	199,328	190,960
Total net position, end of period	<u>\$ 208,826</u>	<u>\$ 191,255</u>

Unaudited

Department of Administration Real Estate Division Leasing Report

For the period of September 1 - 30, 2017

There were a total of 8 leasing changes for this period and they are as follows:

- 1 – New Contract of Lease
- 1 – Straight Renewal – DOA Owned
- 4 – Straight Renewal
- 1 – Renewal with Increase in Rent
- 1 – Cancellation

Department of Administration Real Estate Division Leasing Report
For the period of September 1, 2017 through September 30, 2017

NEW CONTRACT OF LEASE

DEPARTMENT OF HEALTH AND HUMAN RESOURCES

HHR-253 New Contract of Lease for 1 years consisting of 250 square feet of storage space at the per month rate of \$180.00, annual cost \$1,800.00, 607 Park Avenue, in the City of Charleston, Kanawha County, West Virginia.

STRAIGHT RENEWAL – DOA OWNED

REGION VI WORKFORCE INVESTMENT BOARD

WIB-003 Renewal for 1 year consisting of one cubicle of office space at the current monthly rate of \$225.00, annual cost \$2,700, full service, located at 152 West Main Street (Building #53), in the City of Clarksburg, Harrison County, West Virginia.

STRAIGHT RENEWAL

WEST VIRGINIA STATE POLICE

PSA-088 Renewal for 5 years consisting of 300 square feet of office space at the current annual per square foot rate of \$0.00, annual cost \$0.00, full service minus janitorial, 1560 Spring Valley Drive, in the City of Huntington, Wayne County, West Virginia.

DEPARTMENT OF HEALTH AND HUMAN RESOURCES

HHR-136 Renewal for 5 years consisting of 5,650 square feet of office space at the current annual per square foot rate of \$9.60, annual cost \$54,240.00, 220 Main Street, in the City of Harrisville, Ritchie County, West Virginia.

HHR-213 Renewal for 3 years consisting of 6,000 square feet of office/storage space at the current annual per square foot rate of \$7.25, annual cost \$43,500.00, 4 Craddock Way, in the City of Poca, Putnam County, West Virginia.

WEST VIRGINIA BOARD OF LICENSED DIETITIANS

BLD-001 Renewal on a Month to Month basis consisting of 250 square feet of useable space at the current monthly rate of \$138.00, annual cost \$1,656, full service, 723 Kanawha Boulevard, in the City of Charleston, Kanawha County, West Virginia.

RENEWAL WITH INCREASE IN RENT

WEST VIRGINIA PHYSICAL THERAPY BOARD

PTB-005 Renewal on a Month to Month basis, consisting of 802 square feet of office space with an increase in the annual per square foot rate from \$13.71 to \$13.96, annual cost \$11,195.92, full service, 101 Dee Drive, in the City of Charleston, Kanawha County, West Virginia.

CANCELLATION

WEST VIRGINIA PHYSICAL THERAPY BOARD

PTB-005 Lease cancellation consisting of 802 square feet of office space, at the annual per square foot rate of \$13.71 annual cost \$10,995.42 full service, in the City of Charleston, Kanawha County, West Virginia.

Real Estate Division
 Monthly Summary of Lease Activity
 September 1 - 30, 2017

# of Transactions	Agency	Lease #	County	Square Feet	Rental Rate	Annual Rent	Term in years	Total Aggregate
1	Department of Health and Human Resources	HHR-253	Kanawha	250	7.20	1,800	1	1,800
2	Region VI Workforce Investment Board	WIB-003	Harrison	1	0.00	2,700	1	2,700
3	West Virginia State Police	PSA-088	Wayne	300	0.00	0	5	0
4	Department of Health and Human Resources	HHR-136	Ritchie	5,650	9.60	54,240	5	271,200
5	Department of Health and Human Resources	HHR-213	Putnam	6,000	7.25	43,500	3	130,500
6	West Virginia Board of Licensed Dietitians	BLD-001	Kanawha	250	6.62	1,656	5	8,280
7	West Virginia Physical Therapy Board	PTB-005	Kanawha	802	13.96	11,196	0.25	2,799

Total Rentable Square Feet	<u>13,253</u>	44.63
Average Annual Rental Rate		<u>8.93</u>
Total Annual Rent		<u>115,092</u>

CANCELLATIONS

# of Transactions	Agency	Lease #	County	Square Feet	Rental Rate	Annual Rent
1	West Virginia Physical Therapy Board	PTB-005	Kanawha	802	13.71	10,995

Total Rentable Square Feet	<u>802</u>
Total Annual Rent	<u>10,995</u>

Joint Committee on Government and Finance

October 2017

Department of Health and Human Resources

**MEDICAID REPORT
August 2017 Data**

WV DEPARTMENT OF HEALTH AND HUMAN RESOURCES
 BUREAU FOR MEDICAL SERVICES
 EXPENDITURES BY PROVIDER TYPE
 SFY2018

	MONTH OF AUGUST 2017					
	ACTUALS SFY2017	TOTAL SFY2018	ACTUALS Current Month Ended 08/31/17	ESTIMATE Current Month Ended 08/31/17	ACTUALS Year To-Date Thru 08/31/17	PROJECTED 09/01/17 Thru 06/30/18
EXPENDITURES:						
Inpatient Hospital - Reg. Payments	141,892,118	192,712,470	7,807,083	14,825,865	16,922,027	175,790,443
Inpatient Hospital - DSH	54,140,231	53,803,200	13,534,118	-	13,534,118	40,269,082
Inpatient Hospital - Supplemental Payments	109,348,510	79,878,429	41,300	8,821,248	6,242,098	73,636,331
Inpatient Hospital - GME Payments	8,211,278	8,027,900	-	-	2,068,098	5,959,802
Mental Health Facilities	57,563,254	77,932,875	3,693,781	5,997,653	7,541,998	70,390,877
Mental Health Facilities - DSH Adjustment Payments	18,878,878	18,886,800	4,728,384	-	4,728,384	14,158,416
Nursing Facility Services - Regular Payments ⁽²⁾	642,716,564	674,329,954	55,486,633	56,215,050	105,587,895	568,742,059
Nursing Facility Services - Supplemental Payments	-	-	-	-	-	-
Intermediate Care Facilities - Public Providers	-	-	-	-	-	-
Intermediate Care Facilities - Private Providers	68,638,994	70,555,300	5,740,948	5,879,609	11,972,368	58,582,932
Intermediate Care Facilities - Supplemental Payments	-	-	-	-	-	-
Physicians Services - Regular Payments	72,513,494	105,386,709	2,952,351	8,109,176	7,217,666	98,169,043
Physicians Services - Supplemental Payments	22,615,437	22,488,300	-	-	5,053,381	17,434,919
Physician and Surgical Services - Evaluation and Management	3,028	-	-	-	(21)	21
Physician and Surgical Services - Vaccine Codes	-	-	-	-	-	-
Outpatient Hospital Services - Regular Payments	72,863,760	99,302,864	3,184,222	7,641,598	7,896,570	91,406,294
Outpatient Hospital Services - Supplemental Payments	217,795,914	22,033,978	418,092	-	21,123,658	910,320
Prescribed Drugs	208,527,799	312,581,335	40,576,603	24,331,881	56,630,168	255,951,167
Drug Rebate Offset - National Agreement	(183,668,526)	(238,221,600)	(3,143,190)	(6,717,850)	(14,320,301)	(223,901,299)
Drug Rebate Offset - State Sidebar Agreement	(7,530,775)	(13,890,000)	(760,337)	(391,698)	(1,312,641)	(12,577,359)
Drug Rebate Offset - MCO National	(236,294,808)	(46,188,000)	(7,404,133)	(1,302,502)	(37,001,440)	(9,186,560)
Drug Rebate Offset - MCO State Sidebar Agreement	(10,567,359)	(4,285,200)	(1,521,657)	(120,843)	(4,214,136)	(71,064)
Dental Services	13,832,447	18,821,864	900,931	1,450,442	2,054,773	16,767,091
Other Practitioners Services - Regular Payments	6,492,548	12,163,072	307,515	941,094	801,392	11,361,680
Other Practitioners Services - Supplemental Payments	-	-	-	-	-	-
Clinic Services	2,024,001	4,466,307	128,262	346,083	313,013	4,153,294
Lab & Radiological Services	14,824,783	22,606,968	629,469	1,739,780	1,530,126	21,076,842
Home Health Services	34,416,617	47,456,951	2,086,448	3,705,241	4,333,251	43,123,700
Hysterectomies/Sterilizations	61,552	218,020	4,892	16,771	14,221	203,799
Pregnancy Terminations ⁽⁴⁾	-	278,074	24,970	21,390	68,134	209,940
EPSDT Services	1,552,044	1,947,873	120,065	149,961	261,623	1,686,250
Rural Health Clinic Services	5,544,926	12,452,978	250,127	958,037	1,173,669	11,279,309
Medicare Health Insurance Payments - Part A Premiums	18,956,782	18,042,000	1,562,682	1,503,500	3,303,276	14,738,724
Medicare Health Insurance Payments - Part B Premiums	110,218,602	135,968,200	9,652,178	11,330,684	19,314,020	116,654,180
120% - 134% Of Poverty	8,849,389	7,149,100	749,328	549,931	1,481,772	5,667,328
135% - 175% Of Poverty	-	-	-	-	-	-
Coinsurance And Deductibles	11,080,319	10,949,600	851,387	842,277	2,230,620	8,718,980

WV DEPARTMENT OF HEALTH AND HUMAN RESOURCES
 BUREAU FOR MEDICAL SERVICES
 EXPENDITURES BY PROVIDER TYPE
 SFY2018

	MONTH OF AUGUST 2017					
	ACTUALS SFY2017	TOTAL SFY2018	ACTUALS Current Month Ended 08/31/17	ESTIMATE Current Month Ended 08/31/17	ACTUALS Year To-Date Thru 08/31/17	PROJECTED 09/01/17 Thru 06/30/18
Medicaid Health Insurance Payments: Managed Care Organizations (MCO)	1,776,593,830	1,583,346,998	114,171,703	131,945,583	233,468,316	1,349,878,682
Medicaid MCO - Evaluation and Management	-	-	-	-	-	-
Medicaid MCO - Vaccine Codes	-	-	-	-	-	-
Medicaid Health Insurance Payments: Prepaid Ambulatory Health Plan	-	-	-	-	-	-
Medicaid Health Insurance Payments: Prepaid Inpatient Health Plan	-	-	-	-	-	-
Medicaid Health Insurance Payments: Group Health Plan Payments	657,626	667,100	48,436	51,315	48,436	618,664
Medicaid Health Insurance Payments: Coinsurance	-	-	-	-	-	-
Medicaid Health Insurance Payments: Other	-	-	-	-	-	-
Home & Community-Based Services (MR/DD)	310,492,734	382,486,200	26,855,195	29,422,014	54,204,235	328,281,965
Home & Community-Based Services (Aged/Disabled)	103,840,769	112,861,436	7,869,929	8,732,561	17,024,069	95,837,367
Home & Community-Based Services (Traumatic Brain Injury)	1,488,193	1,382,143	121,022	106,295	269,839	1,112,304
Home & Community-Based Services (State Plan 1915(i) Only)	-	-	-	-	-	-
Home & Community-Based Services (State Plan 1915(j) Only)	-	-	-	-	-	-
Community Supported Living Services	-	-	-	-	-	-
Programs Of All-Inclusive Care Elderly	-	-	-	-	-	-
Personal Care Services - Regular Payments	73,980,196	81,990,003	5,575,061	6,316,278	11,783,447	70,206,556
Personal Care Services - SDS 1915(j)	-	-	-	-	-	-
Targeted Case Management Services - Com. Case Management	-	-	-	-	-	-
Targeted Case Management Services - State Wide	2,360,158	3,177,310	197,608	244,441	703,918	2,473,392
Primary Care Case Management Services	36	-	-	-	-	-
Hospice Benefits ⁽⁹⁾	26,276,477	29,152,129	2,279,492	2,242,472	5,001,876	24,150,253
Emergency Services Undocumented Aliens	496,071	575,381	58,570	44,260	150,675	424,706
Federally Qualified Health Center	18,358,792	35,957,601	717,889	2,766,421	1,765,390	34,192,211
Non-Emergency Medical Transportation	35,431,782	32,990,315	2,908,178	2,540,832	5,803,062	27,187,253
Physical Therapy	1,905,207	2,463,113	80,687	189,568	202,314	2,260,799
Occupational Therapy	680,426	764,587	48,368	58,814	102,857	661,730
Services for Speech, Hearing & Language	478,404	593,781	26,478	45,680	58,622	535,159
Prosthetic Devices, Dentures, Eyeglasses	1,463,138	1,865,471	76,115	143,696	164,813	1,700,658
Diagnostic Screening & Preventive Services	437,675	708,713	17,240	54,516	40,124	668,589
Nurse Mid-Wife	136,524	424,175	5,881	32,628	16,251	407,924
Emergency Hospital Services	(77)	-	-	-	-	-
Critical Access Hospitals	34,698,879	41,917,144	1,672,160	3,225,564	6,749,930	35,167,214
Nurse Practitioner Services	3,220,367	4,328,354	151,960	333,016	347,702	3,980,652
School Based Services	12,819,369	27,483,498	26,865,343	2,114,122	28,088,975	(605,477)
Rehabilitative Services (Non-School Based)	64,792,629	82,206,085	4,435,688	6,329,075	12,244,990	69,961,095
Private Duty Nursing	7,552,577	8,238,800	489,469	634,688	1,156,962	7,081,838
Freestanding Birth Centers	-	53,477	-	4,114	-	53,477
Health Home for Enrollees w Chronic Conditions	263,932	315,162	41,183	24,243	79,203	235,959
Other Care Services	19,658,448	25,243,351	1,303,277	1,959,425	3,274,107	21,969,244
Less: Recoupments	-	-	(181,168)	-	(5,032,532)	5,032,532
NET MEDICAID EXPENDITURES:	3,983,585,961	4,189,048,649	338,438,216	346,406,000	624,267,361	3,564,781,288

WV DEPARTMENT OF HEALTH AND HUMAN RESOURCES
 BUREAU FOR MEDICAL SERVICES
 EXPENDITURES BY PROVIDER TYPE
 SFY2018

MONTH OF AUGUST 2017

	ACTUALS	TOTAL	ACTUALS	ESTIMATE	ACTUALS	PROJECTED
	SFY2017	SFY2018	Current Month Ended 08/31/17	Current Month Ended 08/31/17	Year To-Date Thru 08/31/17	09/01/17 Thru 06/30/18
Collections: Third Party Liability (line 9A on CMS-64)	(8,663,735)	-	-	-	-	-
Collections: Probate (line 9B on CMS-64)	(513,508)	-	-	-	-	-
Collections: Identified through Fraud & Abuse Effort (line 9C on CMS-64)	(338,612)	-	-	-	-	-
Collections: Other (line 9D on CMS-64)	(21,817,774)	-	-	-	-	-
NET EXPENDITURES and CMS-64 ADJUSTMENTS:	3,952,252,332	4,189,048,649	338,438,216	346,406,000	624,267,361	3,564,781,288
Plus: Medicaid Part D Expenditures	42,112,339	47,285,981	3,704,788	3,940,498	7,412,701	39,873,280
Plus: State Only Medicaid Expenditures	537,596	696,968	41,693	53,613	112,414	584,554
Plus: Money Follow the Person Expenditures	1,896,869	1,634,023	156,862	156,515	346,303	1,287,720
TOTAL MEDICAID EXPENDITURES	\$ 3,996,799,136	\$ 4,238,665,621	\$ 342,341,560	\$ 350,556,626	\$ 632,138,779	\$ 3,606,526,842
Plus: Reimbursables ⁽¹⁾	3,888,247	5,119,845	260,016	393,834	772,479	4,347,366
Plus: NATCEP/PASARR/Eligibility Exams	265,071	288,422	4,963	22,186	7,908	280,514
Plus: HIT Incentive Payments	3,894,001	20,000,000	-	1,538,462	93,500	19,906,500
TOTAL EXPENDITURES	\$ 4,004,846,454	\$ 4,264,073,888	\$ 342,606,538	\$ 352,511,108	\$ 633,012,666	\$ 3,631,061,222

(1) This amount will revert to State Only if not reimbursed.

(2) Of the amount in the "Nursing Facility Services-Regular Payments" line, \$2,998,612 is the amount paid to State Facilities year to date.

(3) Of the amount in the "Hospice Benefits" line, \$5,001,876 is the amount paid to Nursing Facilities for Hospice Benefits year to date.

(4) Pregnancy Terminations are State Only expenditures and are not currently claimed.

WV DEPARTMENT OF HEALTH AND HUMAN RESOURCES
 BUREAU FOR MEDICAL SERVICES
 MEDICAID CASH REPORT
 SFY2018

2 Months Actuals 10 Months Remaining

MONTH OF AUGUST 2017	ACTUALS	ACTUALS	ACTUALS	PROJECTED	TOTAL
	SFY2017	Current Month Ended 8/31/17	Year-To-Date Thru 8/31/17	9/1/2017 Thru 6/30/18	SFY2018
REVENUE SOURCES					
Beg. Bal. (5084/1020 prior mth)	\$ 22,715,798	\$ 28,083,792	\$ 86,992,634	\$ -	\$ 86,992,634
MATCHING FUNDS					
General Revenue (0403/189)	394,899,115	29,902,139	29,902,139	534,717,521	564,619,660
MRDD Waiver (0403/466)	88,753,483	5,916,899	5,916,899	82,836,584	88,753,483
Rural Hospitals Under 150 Beds (0403/940)	2,596,000	216,333	216,333	2,379,667	2,596,000
Tertiary Funding (0403/547)	6,356,000	529,667	529,667	5,826,333	6,356,000
Traumatic Brain Injury (0403/835)	800,000	53,333	53,333	746,667	800,000
Title XIX Waiver for Seniors (0403-533)	13,593,620	906,241	906,241	12,687,379	13,593,620
Medical Services Surplus (0403/633)	5,500,000	-	-	-	-
Waiver for Senior Citizens Surplus (0403/526)	-	-	-	-	-
Lottery Waiver (Less 550,000) (5405/539)	21,824,274	3,095,673	3,095,673	18,728,601	21,824,274
Lottery Waiver (0420/539)	12,142,184	5,395,942	5,395,942	6,746,242	12,142,184
Lottery Transfer (5405/871)	8,670,000	3,625,578	3,625,578	5,044,422	8,670,000
Excess Lottery (5365/189)	31,377,985	-	-	-	-
Lottery Surplus (5405/68199)	8,000,000	15,500,000	15,500,000	-15,500,000	-
Lottery Surplus (5365/68100)	30,000,000	-	-	-	-
Trust Fund Appropriation (5185/189)	131,250,000	-	8,914,540	23,351,737	32,266,277
Provider Tax (5090/189)	196,831,229	14,500,000	35,804,483	153,476,524	189,281,007
NSGO UPL (5084/6717)	1,210,392	-	-	-	-
Certified Match	9,870,547	8,226,695	9,098,905	6,316,913	15,415,818
Reimbursables - Amount Reimbursed	4,460,819	317	317	5,119,528	5,119,845
Other Revenue (MWIN, Escheated Warrants, etc.) 5084/4010 & 4015	627,152	54,749	388,893	511,107	900,000
CHIP State Share	-	-	-	-	-
CMS - 64 Adjustments	(973,293)	-	-	-	-
TOTAL MATCHING FUNDS	\$ 990,505,306	\$ 116,007,358	\$ 206,341,576	\$ 842,989,226	\$ 1,049,330,802
FEDERAL FUNDS	\$ 3,098,950,199	\$ 269,982,710	\$ 470,082,345	\$ 2,812,523,098	\$ 3,282,605,443
TOTAL REVENUE SOURCES	\$ 4,089,455,505	\$ 385,990,068	\$ 676,423,921	\$ 3,655,512,323	\$ 4,331,936,245
TOTAL EXPENDITURES:					
Provider Payments	\$ 4,004,846,454	\$ 342,606,538	\$ 633,012,666	\$ 3,631,061,222	\$ 4,264,073,888
TOTAL	\$ 84,609,050	\$ 43,383,530	\$ 43,411,256		\$ 67,862,357

Note: FMAP (71.80% applicable Jul. - Sep. 2017) (73.24% applicable Oct. 2017 - Jun. 2018)

Joint Committee on Government and Finance

October 2017

Department of Health and Human Resources

**MEDICAID WAIVER REPORT
August 2017 Data**

**WV Department of Health and Human Resources
Bureau for Medical Services AD Waiver Program Report**

Aged & Disabled Waiver Reported August 31, 2017	FY 2017 YTD	Jul 17	Aug 17	Sep 17	Oct 17	Nov 17	Dec 17	Jan 18	Feb 18	Mar 18	Apr 18	May 18	Jun 18	FY2018 YTD
Slots Approved By CMS (1)	6,151	5,752	5,752											5,752
-Slots Available for Traditional (non TMH-WV) enrollees	6,078	5,662	5,662											5,662
-Slots reserved for Take Me Home-WV (TMH-WV) enrollees	73	90	90											90
Total number of members served YTD (unduplicated slots used) (2) YTD Column reflects most recent month's count	6,151	5,324	5,449											5,449
Applicants determined eligible this month and added to MEL (3)	1,440	98	119											217
Applicants determined ineligible	98	12	12											24
ACTIVE MEMBERS														
Active members at the end of the month (unduplicated slots active) YTD Column reflects most recent month's count	5,349	5,302	5,373											5,373
Active members enrolled during the calendar month	877	28	150											178
-Total Active Traditional members enrolled during the calendar month	805	22	138											160
-Total Active TMH-WV members enrolled during the calendar month	72	6	12											18
Members discharged during the calendar month	1,099	75	79											154
ADW Members whose case was closed by reason														
Member is deceased	600	40	39											79
Other (4)	499	35	40											75
MANAGED ENROLLMENT LIST (MEL)														
# Eligible applicants closed during the calendar month (removed from MEL)	951	341	87											428
ADW Applicants removed from the MEL														
Applicant offered a slot (Traditional + MFP)	626	325	79											404
Applicant became deceased	114	14	7											21
Other (5)	211	2	1											3
Applicants on the MEL who are in a nursing facility YTD Column reflects average # members in setting	32	28	28											28
Applicants on the MEL receiving Personal Care YTD Column reflects average # members in setting	36	52	34											43
Applicants on the MEL at the end of the month	763	520	552											552
Days -Longest time spent on the MEL to date (6) YTD Column reflects average # of days	242	272	283											278

(1) Of the 5,752 slots approved by CMS, 90 are reserved for the Money Follows the Person and Rebalancing Demonstration Grant. When it is identified that slots cannot be used for MFP transitions, these slots are made available for traditional (non-MFP) enrollees.

(2) Unduplicated slots used refers to the total number of members who accessed services during the fiscal year.

(3) Monthly number added to MEL is being reported in the month an applicant is determined medically eligible; however, the individual's placement date on the managed enrollment list will be based on their initial application date.

(4) Other reason for closing a case may include, but is not limited to: No services for 180 days, unsafe environment, member non-compliance with program, member no longer desires services, member no longer a WV resident, member no longer medically or financially eligible.

(5) "Other" includes those who are no longer a WV resident, voluntarily decline the program, etc.

(6) Reported in actual number of days on the MEL.

NOTE: All data reported by Utilization Management Contractor is effective as of the transpire date in the web-based system. Data is point-in-time.

**WV Department of Health and Human Resources
Bureau for Medical Services I/DD Waiver Program Report**

Intellectual/Developmental Disabilities Waiver Reported August 31, 2017		FY 2017	July-17	Aug-17	Sep-17	Oct-17	Nov-17	Dec-17	Jan-18	Feb-18	Mar-18	Apr-18	May-18	Jun-18	YTD2018
Slots approved by CMS		4,634	4,634	4,634											4,634
Total number of members served YTD (unduplicated slots used) (1)		4,634	4,568	4,568											4,568
Applicants determined eligible (2)		207	12	14											26
Applicants determined ineligible (3)		202	18	10											28
ACTIVE MEMBERS															
# of active members at the end of the month (unduplicated slots active) (1)		4,503	4,565	4,553											4,553
Discharged members at the end of the calendar month		147	5	12											17
Discharged members who were discharged by reason	Deceased	72	3	6											9
	Left program to enter a facility	21	2	3											5
	a. Hospital	0	0	0											0
	b. ICF/IID	2	1	1											2
	c. Nursing Facility	11	0	2											2
	d. Psychiatric Facility	0	0	0											0
	e. Rehabilitation Facility	0	0	0											0
	f. Other Facility	1	0	0											-
Other (6)	53	1	3											4	
MANAGED ENROLLMENT LIST (MEL)															
Total number of applicants on the MEL at the end of the month		1,317	1,256	1,262											1,262
Number of applicants added to the MEL (4)		207	12	14											26
Applicants enrolled (removed from the MEL)		116	67	0											67
Applicants removed from the MEL due to Death (5)		7	0	2											2
Applicants removed from the MEL due to Other (6)		27	6	6											12
Applicants on the MEL who are in a Nursing Facility		0	0	3											3
Applicants on the MEL who are in an ICF/IID Group Home		22	24	26											26
Applicants on the MEL receiving Personal Care Services each month		70	65	75											75
Longest on the MEL to date (7)		1494 Days	1,470	1,491											1,491

(1) Unduplicated slots used refers to the total number of members who accessed services during the fiscal year.

(2 and 3) Numbers determined medically eligible and ineligible reflect the activity for the month reported. Financial eligibility is not determined until after slot release.

(4) Monthly managed enrollment is being reported in the month an applicant is determined medically eligible; however, the individual's placement date on the managed enrollment list will be based on the date the Medical Eligibility Contract Agent (MECA) determines medical eligibility.

(5) Currently there is no way to track other reasons why someone may leave the MEL for reasons such as moved out of state, decided not to participate in program, etc.

(6) Other reason for program discharge may include, but is not limited to, member is no longer financial or medically eligible, moved out of state, no longer wants the service, etc.

(7) Longest number of days an applicant has been on the MEL.

**WV Department of Health and Human Resources
Bureau for Medical Services TBI Waiver Program Report**

Traumatic Brain Injury Waiver Reported August 31, 2017		FY 2017 YTD	Jul 17	Aug-17	Sep-17	Oct-17	Nov-17	Dec-17	Jan-18	Feb-18	Mar-18	Apr-18	May-18	Jun-18	FY2018 YTD
Slots Approved By CMS (1)		70	66	66											66
-Slots Available for Traditional (non TMH-WV) enrollees		70	56	56											56
-Slots reserved for Take Me Home-WV (TMH-WV) enrollees		0	10	10											10
YTD Column reflects most recent month's count		69	62	62											62
Applicants determined eligible this month and added to MEL (3)		27	3	2											5
Applicants determined ineligible		2	1	0											1
ACTIVE MEMBERS															
Active members at the end of the month (unduplicated slots active) YTD Column reflects most recent month's count		61	62	62											62
Active members enrolled during the calendar month		9	2	0											2
-Total Active Traditional members enrolled during the calendar month		8	1	0											1
-Total Active TMH-WV members enrolled during the calendar month		1	1	0											1
Members discharged during the calendar month		11	1	0											1
TBIW Members whose case was closed by reason	Member is deceased	1	0	0											0
	Other (4)	10	1	0											1
MANAGED ENROLLMENT LIST (MEL)															
# Eligible applicants closed during the calendar month (removed from MEL)		15	0	0											0
TBIW Applicants removed from the MEL	Applicant offered a slot	14	0	0											0
	Applicant became deceased	0	0	0											0
	Other (5)	1	0	0											0
Applicants on the MEL who are in a nursing facility		1	0	0											0
Applicants on the MEL receiving Personal Care		0	1	1											1
Applicants on the MEL at the end of the month		12	13	15											15
Days -Longest time spent on the MEL to date (6) YTD Column reflects average # of days		170	368	399											384

(1) Of the 66 slots approved by CMS, 10 are reserved for the Money Follows the Person and Rebalancing Demonstration Grant. Beginning SFY 2017-2018, the program was over the number of slots available for Traditional enrollees. There are no available Traditional slots beginning SFY 2017-2018, therefore medically eligible applicants that are Traditional will be placed on the MEL.

(2) Unduplicated slots used refers to the total number of members who accessed services during the fiscal year.

(3) Monthly number added to MEL is being reported in the month an applicant is determined medically eligible; however, the individual's placement date on the managed enrollment list will be based on their initial application date.

(4) Other reason for closing a case may include, but is not limited to: No services for 180 days, unsafe environment, member non-compliance with program, member no longer desires services, member no longer a WV resident, member no longer medically or financially eligible.

(5) "Other" includes those who are no longer a WV resident, voluntarily decline the program, etc.

(6) Reported in actual number of days on the MEL.

NOTE: All data as reported by the Utilization Management Contractor is point-in-time

Joint Committee on
Government and Finance
Report

OCTOBER 2017

Department of Health and Human Resources

State Children's Health Insurance Program
UPDATE



West Virginia Children's Health Insurance Program
Comparative Statement of Revenues, Expenditures and Changes in Fund Balances
For the three months ending September 30, 2017 and September 30, 2016
(Modified Accrual Basis)

	September 30, 2017	September 30, 2016	Variance	
Revenues				
Federal Grants	11,074,031	11,434,963	(360,932)	-3%
State Appropriations		0	0	0%
Premium Revenues	349,401	329,448	19,953	6%
Investment Income:				
Investment Earnings	<u>24,619</u>	<u>19,782</u>	<u>4,837</u>	<u>24%</u>
Total Revenues	<u>11,448,051</u>	<u>11,784,193</u>	<u>(336,142)</u>	<u>-3%</u>
Expenditures:				
Claims:				
Physicians & Surgical	3,374,579	3,242,117	132,462	4%
Prescribed Drugs	2,305,732	1,921,100	384,632	20%
Dental	1,803,589	1,751,623	51,966	3%
Outpatient Services	1,454,635	1,267,301	187,334	15%
Therapy	912,011	722,787	189,224	26%
Inpatient Hospital Services	689,569	623,610	65,959	11%
Other Services	629,373	570,816	58,557	10%
Outpatient Mental Health	297,333	4,526	292,807	6469%
Vision	254,297	196,803	57,494	29%
Inpatient Mental Health	242,559	219,245	23,314	11%
Medical Transportation	171,008	18,543	152,465	822%
Durable & Disposable Med. Equip.	79,467	142,409	(62,942)	-44%
Less: Collections**	<u>(561,081)</u>	<u>(269,655)</u>	<u>(291,426)</u>	<u>108%</u>
Total Claims	<u>11,653,071</u>	<u>10,411,225</u>	<u>1,241,846</u>	<u>12%</u>
General and Admin Expenses:				
Salaries and Benefits	157,467	141,877	15,590	11%
Program Administration	1,068,695	747,198	321,497	43%
Eligibility				
Outreach & Health Promotion	32,677	17,591	15,086	86%
Current	<u>17,045</u>	<u>25,702</u>	<u>(8,657)</u>	<u>-34%</u>
Total Administrative	<u>1,275,884</u>	<u>932,368</u>	<u>343,516</u>	<u>37%</u>
Total Expenditures	<u>12,928,955</u>	<u>11,343,593</u>	<u>1,585,362</u>	<u>14%</u>
Excess of Revenues				
Over (Under) Expenditures	<u>(1,480,904)</u>	<u>440,599</u>	<u>(1,921,504)</u>	<u>-436%</u>
Unrealized Gain(loss) On Investments*	1,493	(7,952)	9,444	-119%
Fund Equity, Beginning	<u>7,781,507</u>	<u>8,268,031</u>	<u>(486,524)</u>	<u>-6%</u>
Fund Equity, Ending	<u>6,302,095</u>	<u>8,700,679</u>	<u>(2,398,583)</u>	<u>-28%</u>

* Short Term Bond Fund Investment began in November 2009

** Collections are primarily drug rebates and subrogation

PRELIMINARY FINANCIAL STATEMENTS

Unaudited - For Management Purposes Only - Unaudited

**West Virginia Children's Health Insurance Program
 Budget to Actual Statement
 State Fiscal Year 2018
 For the Three Months Ending September 30, 2017**

	<u>Budgeted for Year</u>	<u>Year to Date Budgeted Amt</u>	<u>Year to Date Actual Amt</u>	<u>Year to Date Variance*</u>		<u>Monthly Budgeted Amt</u>	<u>Actual Amt Sep-17</u>	<u>Actual Amt Aug-17</u>	<u>Actual Amt Jul-17</u>
Projected Cost	\$50,205,506	\$12,551,377	\$12,062,199	\$489,177	4%	\$4,183,792	\$3,807,387	\$4,723,717	\$3,531,095
Premiums	2,403,240	\$600,810	\$349,401	(\$251,409)	-42%	200,270	112,514	125,313	111,574
Subrogation & Rebates	<u>1,398,828</u>	<u>\$349,707</u>	<u>\$0</u>	<u>(349,707)</u>	<u>-100%</u>	<u>116,569</u>	<u>0</u>	<u>0</u>	<u>0</u>
Net Benefit Cost	\$46,403,438	\$11,600,860	\$11,712,798	(\$111,939)	-1%	3,973,808	3,694,873	4,598,404	3,419,521
Salaries & Benefits	\$702,625	\$175,656	\$157,467	\$18,190	10%	\$58,552	\$62,755	\$42,209	\$52,503
Program Administration	\$2,626,570	\$656,643	\$454,555	202,087	31%	218,881	274,245	180,055	255
Eligibility	\$326,676	\$81,669	\$0	81,669	100%	27,223			
Outreach & Health Prom.	\$392,012	\$98,003	\$32,677	65,326	67%	32,668	5,108	27,569	
Current Expense	<u>\$326,676</u>	<u>\$81,669</u>	<u>\$17,045</u>	<u>64,624</u>	<u>79%</u>	<u>27,223</u>	<u>4,397</u>	<u>4,227</u>	<u>8,421</u>
Total Admin Cost	\$4,374,559	\$1,093,640	\$661,743	\$431,897	39%	\$364,547	\$346,506	\$254,059	\$61,178
Total Program Cost	<u>\$50,777,997</u>	<u>\$12,694,499</u>	<u>\$12,374,542</u>	<u>\$319,958</u>	<u>3%</u>	<u>\$4,338,355</u>	<u>\$4,041,379</u>	<u>\$4,852,463</u>	<u>\$3,480,699</u>
Federal Share 100%	50,777,997	12,694,499	\$12,374,542	319,958	3%	\$4,338,355	4,041,379	4,852,463	3,480,699
State Share 0%	<u>0</u>	<u>0</u>	<u>\$0</u>	<u>0</u>	<u>0%</u>	<u>0</u>	<u>0</u>	<u>0</u>	<u>0</u>
Total Program Cost **	<u>\$50,777,997</u>	<u>\$12,694,499</u>	<u>\$12,374,542</u>	<u>\$319,958</u>	<u>3%</u>	<u>\$4,338,355</u>	<u>\$4,041,379</u>	<u>\$4,852,463</u>	<u>\$3,480,699</u>

* Positive percentages indicate favorable variances

** Budgeted Year Based on CCRC Actuary 6/30/2017 Report.

Unaudited - Cash Basis For Management Purposes Only - Unaudited

WVCHIP Enrollment Report

ATTACHMENT 1

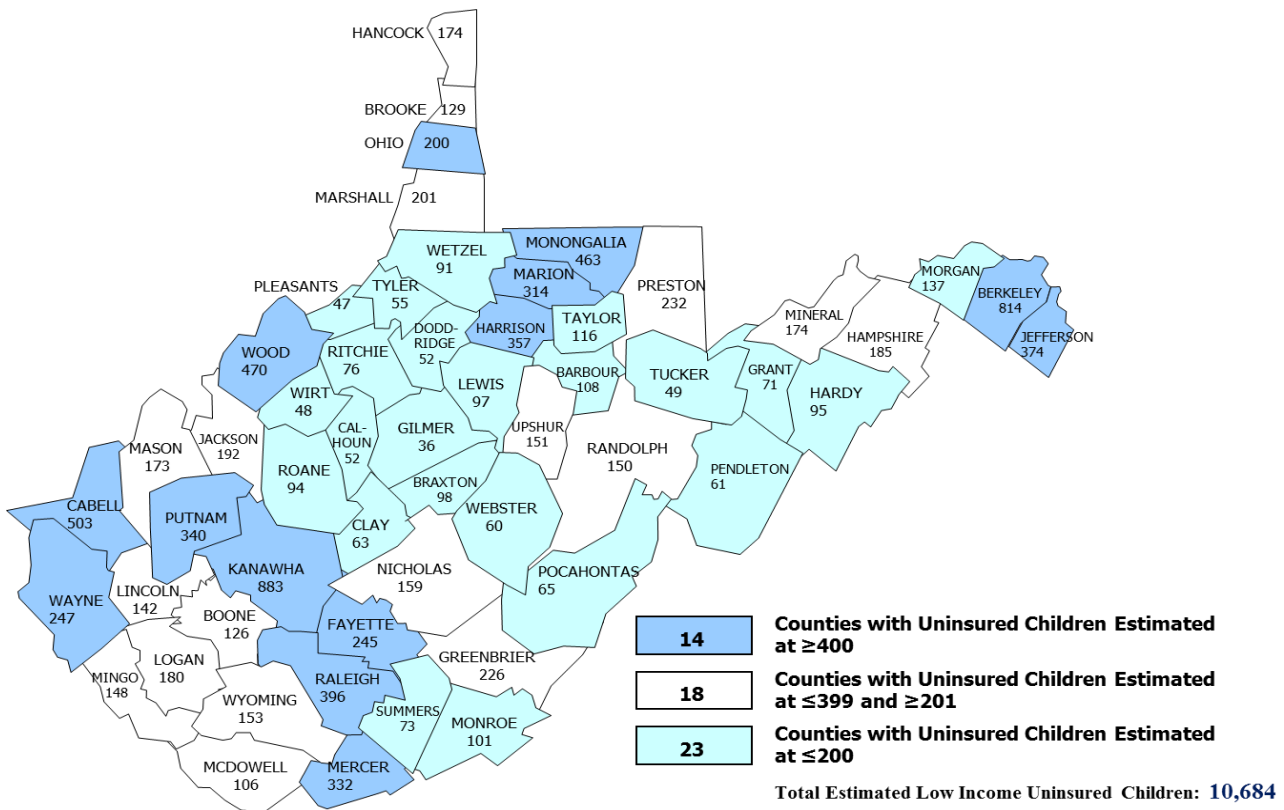
September 2017

County	County Pop.	Total CHIP	Total Medicaid	Total	CHIP/Medicaid	2010	2010
	2010 Est. (0-18 Yrs)	Enrollment Sep-17	Enrollment Sep-17	CHIP/Medicaid Enrollment	Enrollment % of Population	Est. Uninsured 3%	# Children Uninsured Ranking*
Barbour	3,600	229	1,702	1,931	53.6%	108	33
Berkeley	26,251	1,558	11,591	13,149	50.1%	788	2
Boone	5,615	245	3,237	3,482	62.0%	168	25
Braxton	3,006	161	1,713	1,874	62.3%	90	40
Brooke	4,573	2	1,282	1,284	28.1%	137	31
Cabell	18,879	953	9,262	10,215	54.1%	566	4
Calhoun	1,518	94	865	959	63.2%	46	51
Clay	2,215	139	1,373	1,512	68.3%	66	44
Doddridge	1,673	99	742	841	50.3%	50	48
Fayette	9,438	634	5,325	5,959	63.1%	283	13
Gilmer	1,260	74	600	674	53.5%	38	54
Grant	2,555	129	1,094	1,223	47.9%	77	42
Greenbrier	7,131	571	3,669	4,240	59.5%	214	16
Hampshire	5,392	227	2,417	2,644	49.0%	162	27
Hancock	6,166	540	3,192	3,732	60.5%	185	20
Hardy	3,015	223	1,585	1,808	60.0%	90	39
Harrison	15,202	896	6,460	7,356	48.4%	456	7
Jackson	6,602	323	3,040	3,363	50.9%	198	18
Jefferson	12,679	599	3,887	4,486	35.4%	380	10
Kanawha	39,771	2,087	19,286	21,373	53.7%	1,193	1
Lewis	3,389	235	1,926	2,161	63.8%	102	37
Lincoln	4,930	238	3,134	3,372	68.4%	148	30
Logan	7,496	367	4,517	4,884	65.2%	225	15
Marion	11,227	617	5,268	5,885	52.4%	337	11
Marshall	6,886	251	2,986	3,237	47.0%	207	17
Mason	5,929	256	2,868	3,124	52.7%	178	21
McDowell	4,423	199	3,210	3,409	77.1%	133	32
Mercer	12,764	793	7,829	8,622	67.5%	383	9
Mineral	5,868	301	2,400	2,701	46.0%	176	23
Mingo	5,905	249	3,961	4,210	71.3%	177	22
Monongalia	15,294	832	5,496	6,328	41.4%	459	6
Monroe	2,835	251	1,201	1,452	51.2%	85	41
Morgan	3,596	250	1,457	1,707	47.5%	108	34
Nicholas	5,561	347	3,009	3,356	60.3%	167	26
Ohio	8,444	423	3,544	3,967	47.0%	253	14
Pendleton	1,462	78	584	662	45.3%	44	52
Pleasants	1,551	63	672	735	47.4%	47	50
Pocahontas	1,561	147	825	972	62.3%	47	49
Preston	6,536	413	3,112	3,525	53.9%	196	19
Putnam	13,150	634	4,306	4,940	37.6%	395	8
Raleigh	16,403	984	9,384	10,368	63.2%	492	5
Randolph	5,705	462	2,987	3,449	60.5%	171	24
Ritchie	2,205	112	1,108	1,220	55.3%	66	45
Roane	3,239	261	1,799	2,060	63.6%	97	38
Summers	2,521	163	1,441	1,604	63.6%	76	43
Taylor	3,514	184	1,620	1,804	51.3%	105	35
Tucker	1,371	101	573	674	49.2%	41	53
Tyler	1,924	90	822	912	47.4%	58	47

WVCHIP Enrollment Report

September 2017

County	County Pop. 2010 Est. (0-18 Yrs)	Total CHIP Enrollment Sep-17	Total Medicaid Enrollment Sep-17	Total CHIP/Medicaid Enrollment	CHIP/Medicaid % of Population	2010 Est. Uninsured 3%	2010 # Children Uninsured Ranking*
Upshur	4,996	308	2,892	3,200	64.0%	150	29
Wayne	9,516	376	4,896	5,272	55.4%	285	12
Webster	1,977	104	1,329	1,433	72.5%	59	46
Wetzel	3,466	146	1,854	2,000	57.7%	104	36
Wirt	1,201	65	733	798	66.5%	36	55
Wood	18,956	902	9,357	10,259	54.1%	569	3
Wyoming	5,116	282	2,791	3,073	60.1%	153	28
Totals	387,459	21,267	188,213	209,480	54.1%	11,624	




The above map shows the most recent 2013 county level data provided by the U.S. Census Bureau Small Area Health Insurance Estimates (SAHIE) for children under 19 years. While the statewide average for children under 19 is now about 3%, the SAHIE data reflects more accurately the variation from county to county depending on the availability of employer sponsored insurance and should be a more accurate way to target outreach than in previous years.

WEST VIRGINIA INVESTMENT MANAGEMENT BOARD

Participant Plan Performance Report

August 31, 2017



Participant Plans Allocation & Performance Net of Fees

Period Ending: August 31, 2017

	6/30/2017		8/31/2017		Performance %						
	Asset (\$000)	%	Asset (\$000)	%	1 Month	3 Month	FYTD	1 Year	3 Year	5 Year	10 Year
WVIMB Fund Assets	18,283,189	100.0	18,657,591	100.0							
Pension Assets	14,791,142	80.9	15,106,017	81.0							
Public Employees' Retirement System	6,288,320	34.4	6,442,710	34.5	0.6	3.6	2.5	15.0	6.9	9.8	6.5
Teachers' Retirement System	7,232,585	39.6	7,363,172	39.6	0.6	3.5	2.5	14.9	6.8	9.8	6.1
EMS Retirement System	70,196	0.4	72,665	0.4	0.6	3.6	2.5	15.0	6.9	9.8	
Public Safety Retirement System	639,380	3.5	650,047	3.5	0.6	3.5	2.5	14.9	6.9	9.8	6.4
Judges' Retirement System	189,254	1.0	194,027	1.0	0.6	3.6	2.5	15.0	6.9	9.9	6.4
State Police Retirement System	165,873	0.9	171,617	0.9	0.6	3.6	2.5	15.0	6.9	9.8	6.5
Deputy Sheriffs' Retirement System	198,732	1.1	204,655	1.1	0.6	3.6	2.5	15.0	6.9	9.8	6.5
Municipal Police & Firefighter Retirement System	5,356	0.0	5,659	0.0	0.6	3.5	2.5	14.6	6.7	9.4	
Municipal Model A	1,446	0.0	1,465	0.0	0.6	3.5	2.5	15.0	6.8		
Insurance Assets	2,641,811	14.4	2,685,776	14.4							
Workers' Compensation Old Fund	1,260,911	6.8	1,270,479	6.8	0.8	2.4	2.2	8.2	4.1	5.0	4.2
Workers' Comp. Self-Insured Guaranty Risk Pool	33,211	0.2	34,296	0.2	0.8	2.4	2.2	8.7	4.0	5.4	4.2
Workers' Comp. Self-Insured Security Risk Pool	53,908	0.3	54,930	0.3	0.8	2.4	2.2	8.7	4.0		
Workers' Comp. Uninsured Employers' Fund	11,797	0.1	12,048	0.1	0.7	2.3	2.1	8.5	3.8	5.2	4.0
Pneumoconiosis	250,631	1.4	254,682	1.4	0.8	2.4	2.2	8.7	3.9	5.4	4.8
Board of Risk & Insurance Management	144,341	0.8	147,498	0.8	0.8	2.4	2.2	8.7	3.9	5.4	5.3
Public Employees' Insurance Agency	153,908	0.8	157,181	0.8	0.8	2.3	2.1	8.5	3.9	5.3	5.0
WV Retiree Health Benefit Trust Fund	733,104	4.0	754,662	4.0	0.6	3.6	2.6	15.0	6.9	9.7	
Endowment Assets	850,236	4.7	865,798	4.6							
Berkeley County Development Authority	7,031	0.0	7,238	0.0	0.6	3.6	2.6	15.0			
Wildlife Fund	63,648	0.4	63,872	0.3	0.6	3.6	2.6	15.0	6.9	9.8	6.4
Prepaid Tuition Trust	49,025	0.3	47,121	0.3	0.8	2.9	2.4	11.2	6.0	7.8	5.9
Revenue Shortfall Reserve Fund	145,150	0.8	147,291	0.8	1.0	1.2	1.5	2.4	1.9	1.7	1.7
Revenue Shortfall Reserve Fund - Part B	425,111	2.4	433,777	2.4	0.9	2.4	2.0	8.3	4.1	5.0	3.4
WV DEP Trust	9,044	0.0	9,190	0.0	0.7	3.6	3.2	14.9	5.8	9.1	
WV DEP Agency	151,227	0.8	157,309	0.8	0.8	2.9	2.5	10.9	4.8		

	3 months	1 year	3 year	5 year	10 year	Since March-04
Board Actions						
Base (1)	2.83%	11.01%	5.02%	7.85%	5.22%	6.29%
Strategy (2)	0.27%	2.39%	1.59%	1.33%	0.68%	0.60%
Range Neutral (3)	0.03%	0.20%	0.12%	-0.01%	0.01%	0.05%
Total	3.13%	13.60%	6.73%	9.17%	5.91%	6.94%
Range Committee Actions						
Allocations (4)	0.04%	0.01%	0.02%	0.07%	0.04%	0.04%
Implementation (5)	0.01%	0.00%	-0.09%	0.06%	0.02%	0.08%
Total	0.05%	0.01%	-0.07%	0.13%	0.06%	0.12%
Manager Actions						
True Alpha (6)	0.39%	1.38%	0.23%	0.54%	0.48%	0.27%
Actual Returns	3.57%	14.99%	6.89%	9.84%	6.45%	7.33%
Total Value Added (Relative to Policy Index)	0.74%	3.98%	1.87%	1.99%	1.23%	1.04%

- (1) Result of 30% Domestic Equity, 30% International Equity, and 40% Fixed Income
- (2) Addition of Alternatives (PE, RE and HFs, 10% each)
- (3) Manager Allocations at Neutral Points of Ranges of Specific Strategy Benchmarks

- (4) Range Committee deviation from Neutral
- (5) Rebalancing and Timing
- (6) Manager excess return over benchmark

Composite Asset Allocation & Performance Net of Fees

Period Ending: August 31, 2017

	Asset (\$000)	%	Performance %							
			1 Month	3 Month	FYTD	1 Year	3 Year	5 Year	10 Year	
Investment Pools Composite	18,664,562	100.00								
Total Equity Composite +/- Total Equity Base Index (b)	9,351,425	50.10	0.68 0.27	4.68 0.82	4.01 0.80	20.65 2.77	7.12 0.93	12.47 1.25	6.33 1.44	
Domestic Equity Composite +/- Russell 3000 Index	4,375,018	23.44	0.31 0.12	3.10 0.10	2.42 0.34	16.56 0.50	8.94 (0.14)	14.25 (0.02)	7.94 0.24	
International Equity Composite +/- MSCI AC World ex US IMI Index (c)	4,976,407	26.66	1.01 0.39	6.10 1.38	5.45 1.11	24.36 4.85	4.95 1.74	10.44 2.33	4.50 2.17	
Fixed Income Composite +/- Bloomberg Barclays Capital Universal (d)	3,432,979	18.39	0.85 (0.01)	1.92 0.64	1.42 0.05	4.38 3.04	3.46 0.50	3.48 0.82	4.77 0.01	
Core Fixed Income Composite +/- Bloomberg Barclays Capital Aggregate	1,037,850	5.56	0.94 0.04	1.30 0.07	1.38 0.05	1.06 0.57	3.14 0.50	2.71 0.52		
Total Return Fixed Income Composite (k) +/- Bloomberg Barclays Capital Universal	2,395,129	12.83	0.81 (0.05)	2.19 0.91	1.44 0.07	5.86 4.52	3.59 0.63	3.86 1.20	5.10 0.41	
TIPS Composite +/- Bloomberg Barclays Capital U.S.TIPS	372,865	2.00	1.06 0.00	0.57 0.02	1.53 0.02	0.47 0.01	0.98 0.00	0.24 (0.01)		
Cash Composite +/- Citigroup 90 Day T-Bill (e)	148,994	0.80	0.09 0.00	0.25 0.01	0.17 0.00	0.63 0.05	0.33 0.07	0.26 0.05	0.60 0.02	
Private Equity Composite +/- Russell 3000 + 3% (f, g)	1,596,619	8.56	0.03	4.24	0.36	19.27	13.12	13.51 (3.93)		
Real Estate Composite +/- NCREIF + 1% (f)	1,636,503	8.77	(0.01)	2.38	0.07	8.37	9.77	10.06 (1.49)		
Hedge Fund Composite +/- HFRI FOF + 1% (h)	1,840,597	9.86	0.58 (0.36)	1.06 (1.04)	1.46 (0.58)	5.39 (2.01)	2.51 (0.51)	5.02 1.42		
Opportunistic Income Composite +/- CS Leveraged Loan + 2.5%	284,580	1.52	0.01 (0.06)	1.70 0.50	0.02 (1.04)	4.86 (3.49)				

Manager Asset Allocation & Performance Net of Fees

Period Ending: August 31, 2017

	Asset (\$000)	%	Performance %					Since Inception	Inception Date	
			1 Month	3 Month	FYTD	1 Year	3 Year			5 Year
Domestic Equity										
INTECH +/- S&P 500 Index	1,821,414	9.75	0.51 0.20	3.20 0.19	3.04 0.67	17.47 1.24	10.10 0.56	14.62 0.28	8.87 0.61	Dec 1, 2004
SSgA S&P 500 Index +/- S&P 500 Index	1,814,089	9.72	0.29 (0.02)	2.99 (0.02)	2.34 (0.03)	16.21 (0.02)	9.53 (0.01)	14.30 (0.04)	13.81 0.11	Oct 1, 2009
AJO +/- Russell 2500 Value Index	359,634	1.93	(1.41) 0.32	2.14 0.48	(0.38) 0.59	11.68 0.56	4.22 (1.85)	12.26 (0.55)	10.23 0.49	Feb 1, 1999
Westfield +/- Russell 2500 Growth Index	379,881	2.04	1.11 0.91	4.09 0.25	2.57 1.04	18.27 2.70	6.04 (2.09)	13.22 (0.82)	13.19 1.13	Oct 1, 2002
International Equity										
LSV +/- MSCI AC World ex US Index	1,566,883	8.39	0.51 (0.04)	5.89 1.25	4.70 0.42	25.55 6.12	3.28 0.45	9.02 1.17	7.85 0.97	Oct 1, 2004
Silchester +/- MSCI EAFE Index	1,662,540	8.90	(0.01) 0.01	3.91 1.20	3.46 0.59	21.84 3.65	6.36 3.05	12.74 3.77	11.78 6.12	Oct 1, 1998
Oberweis +/- MSCI EAFE Small Cap Index	232,610	1.25	2.84 2.01	5.30 0.78	6.39 1.89	22.35 (0.09)			12.34 0.68	Apr 1, 2015
Acadian +/- MSCI EAFE Small Cap Index	283,400	1.52	1.72 0.89	6.34 1.82	6.32 1.82	30.40 7.96	9.94 1.49		10.23 2.04	Nov 1, 2013
Brandes +/- MSCI Emerging Markets (Net) Index	605,977	3.25	2.72 0.49	8.85 (0.56)	8.32 0.00	24.43 (0.10)	(0.34) (2.72)	5.86 0.56	7.67 0.92	Dec 1, 2005
Axiom International Investors +/- MSCI Emerging Markets (Net) Index	624,990	3.35	2.41 0.18	10.46 1.05	9.48 1.16	24.15 (0.38)	4.64 2.26	7.47 2.17	4.20 2.56	Jul 1, 2011

Manager Asset Allocation & Performance Net of Fees

Period Ending: August 31, 2017

	Asset (\$000)	%	Performance %					Since Inception	Inception Date	
			1 Month	3 Month	FYTD	1 Year	3 Year			5 Year
Core Fixed Income										
JP Morgan +/- Bloomberg Barclays Capital Aggregate	1,037,850	5.56	0.94 0.04	1.30 0.07	1.38 0.05	1.06 0.57	3.14 0.50	2.71 0.52	4.86 0.59	Mar 1, 2009
Total Return Fixed Income										
Dodge & Cox +/- Bloomberg Barclays Capital Aggregate	1,105,596	5.92	0.50 (0.40)	1.34 0.11	1.27 (0.06)	3.21 2.72	3.65 1.01	3.80 1.61	4.79 1.17	Feb 1, 2010
Franklin Templeton +/- Franklin Benchmark (i)	174,158	0.93	1.28 (0.50)	2.95 (0.48)	2.46 (0.80)	10.86 3.42	4.14 1.88		4.82 1.80	Nov 1, 2013
Western Asset Management +/- Bloomberg Barclays Capital Universal (j)	1,115,375	5.98	1.05 0.19	2.91 1.63	1.44 0.07	7.64 6.30	3.53 0.57	3.88 1.22	6.48 0.72	Jul 1, 1996
TIPS										
SSgA TIPS Fund +/- Bloomberg Barclays Capital US TIPS	372,865	2.00	1.06 0.00	0.57 0.02	1.53 0.02	0.47 0.01	0.98 0.00	0.24 (0.01)	3.37 (0.03)	Nov 1, 2009
Cash										
JP Morgan +/- Citigroup 90 Day T-Bill (e)	148,994	0.80	0.09 0.00	0.25 0.01	0.17 0.00	0.63 0.05	0.33 0.07	0.26 0.05	2.55 0.11	Jul 1, 1996
Private Equity										
Private Equity - Partnerships +/- Russell 3000 + 3% (f, g)	1,304,283	6.99	0.00	4.61	0.01	20.70	16.45	18.17 0.73	10.47 (2.74)	Apr 1, 2008
SSgA Russell 3000 Index NL	292,336	1.57	0.17	3.01	2.11	16.31	9.31		11.38	Nov 1, 2013
Real Estate										
Real Estate Composite +/- NCREIF + 1% (f)	1,636,503	8.77	(0.01)	2.38	0.07	8.37	9.77	10.06 (1.49)	5.33 (1.68)	Apr 1, 2008
Hedge Funds										
Hedge Funds +/- HFRI FOF + 1% (h)	1,840,597	9.86	0.58 (0.36)	1.06 (1.04)	1.46 (0.58)	5.39 (2.01)	2.51 (0.51)	5.02 1.42	4.00 (0.13)	Jul 1, 2008
Opportunistic Income										
Opportunistic Income +/- CS Leveraged Loan + 2.5%	284,580	1.52	0.01 (0.06)	1.70 0.50	0.02 (1.04)	4.86 (3.49)			3.14 (4.73)	Oct 1, 2015

Participant Plans Allocation vs. Strategy

Period Ending: August 31, 2017

	Domestic Equity		Int'l Equity		Fixed Income		Private Equity		Real Estate		Hedge Funds		Opportunistic Income		Cash	
	Actual %	Strategy %	Actual %	Strategy %	Actual %	Strategy %	Actual %	Strategy %	Actual %	Strategy %	Actual %	Strategy %	Actual %	Strategy %	Actual %	Strategy %

Pension Assets

Public Employees' Retirement System	25.1	27.5	28.7	27.5	14.4	15.0	9.9	10.0	10.3	10.0	9.4	10.0	1.8	0.0	0.4	0.0
Teachers' Retirement System	25.1	27.5	28.6	27.5	14.0	15.0	10.0	10.0	10.4	10.0	9.4	10.0	1.8	0.0	0.7	0.0
EMS Retirement System	25.1	27.5	28.4	27.5	14.8	15.0	9.7	10.0	10.1	10.0	9.3	10.0	1.7	0.0	0.9	0.0
Public Safety Retirement System	25.6	27.5	28.4	27.5	14.5	15.0	10.0	10.0	10.4	10.0	9.2	10.0	1.8	0.0	0.1	0.0
Judges' Retirement System	25.4	27.5	28.7	27.5	14.5	15.0	9.8	10.0	10.2	10.0	9.5	10.0	1.7	0.0	0.2	0.0
State Police Retirement System	25.2	27.5	28.5	27.5	15.0	15.0	9.7	10.0	10.1	10.0	9.3	10.0	1.7	0.0	0.5	0.0
Deputy Sheriffs' Retirement System	25.3	27.5	28.5	27.5	14.8	15.0	9.7	10.0	10.2	10.0	9.4	10.0	1.7	0.0	0.4	0.0
Municipal Police & Firefighter Retirement System	25.6	27.5	27.7	27.5	14.5	15.0	9.5	10.0	9.9	10.0	8.8	10.0	1.7	0.0	2.3	0.0
Municipal Model A	25.3	27.5	28.9	27.5	13.9	15.0	9.9	10.0	10.3	10.0	9.8	10.0	1.8	0.0	0.1	0.0

Insurance Assets

Workers' Compensation Old Fund	14.7	15.0	16.7	15.0	50.6	50.0	0.0	0.0	0.0	0.0	14.7	15.0	0.0	0.0	3.3	5.0
Workers' Comp. Self-Insured Guaranty Risk Pool	14.6	15.0	16.3	15.0	45.2	45.0	0.0	0.0	0.0	0.0	19.7	20.0	0.0	0.0	4.2	5.0
Workers' Comp. Self-Insured Security Risk Pool	14.6	15.0	16.6	15.0	45.3	45.0	0.0	0.0	0.0	0.0	19.7	20.0	0.0	0.0	3.8	5.0
Workers' Comp. Uninsured Employers Fund	14.5	15.0	16.4	15.0	40.3	40.0	0.0	0.0	0.0	0.0	19.0	20.0	0.0	0.0	9.8	10.0
Pneumoconiosis	14.5	15.0	16.5	15.0	44.8	45.0	0.0	0.0	0.0	0.0	19.9	20.0	0.0	0.0	4.3	5.0
Board of Risk & Insurance Mgmt.	14.5	15.0	16.4	15.0	45.2	45.0	0.0	0.0	0.0	0.0	19.0	20.0	0.0	0.0	4.9	5.0
Public Employees' Insurance Agency	12.2	12.5	13.7	12.5	55.1	55.0	0.0	0.0	0.0	0.0	19.0	20.0	0.0	0.0	0.0	0.0
WV Retiree Health Benefit Trust Fund	25.4	27.5	28.7	27.5	14.9	15.0	9.7	10.0	10.2	10.0	9.4	10.0	1.7	0.0	0.0	0.0

Endowment Assets

Berkeley County Development Authority	25.4	27.5	28.7	27.5	14.8	15.0	9.7	10.0	10.2	10.0	9.4	10.0	1.7	0.0	0.1	0.0
Wildlife Fund	25.2	27.5	28.7	27.5	14.8	15.0	9.8	10.0	10.3	10.0	9.3	10.0	1.7	0.0	0.2	0.0
Prepaid Tuition Trust	21.9	22.0	18.9	18.0	57.1	60.0	0.0	0.0	0.0	0.0	0.0	0.0	0.0	0.0	2.1	0.0
Revenue Shortfall Reserve Fund	0.0	0.0	0.0	0.0	100.0	100.0	0.0	0.0	0.0	0.0	0.0	0.0	0.0	0.0	0.0	0.0
Revenue Shortfall Reserve Fund - Part B	10.8	11.3	12.2	11.3	77.0	77.5	0.0	0.0	0.0	0.0	0.0	0.0	0.0	0.0	0.0	0.0
WV DEP Trust	31.0	32.5	35.0	32.5	14.8	15.0	0.0	0.0	0.0	0.0	19.0	20.0	0.0	0.0	0.2	0.0
WV DEP Agency	19.1	20.0	21.5	20.0	40.2	40.0	0.0	0.0	0.0	0.0	18.6	20.0	0.0	0.0	0.6	0.0

- (a) As of January 2014, the PERS Base is 30% Russell 3000, 30% MSCI ACW ex USA (IMI), and 40% Bloomberg Barclays Capital Universal. From April 2008 to December 2013, the PERS Base was 30% Russell 3000, 30% MSCI ACW ex USA (Standard), and 40% Bloomberg Barclays Capital Universal. Prior periods were 42% Russell 3000, 18% MSCI ACW ex USA, and 40% Bloomberg Barclays Capital Aggregate.
- (b) As of January 2014, the Total Equity Base Index is 50% Russell 3000 and 50% MSCI ACW ex USA (IMI). From April 2008 to December 2013, the Total Equity Base Index was 50% Russell 3000 and 50% MSCI ACW ex USA (Standard). Prior periods were 40% S&P 500, 30% Russell 2500, and 30% MSCI ACW ex USA.
- (c) Prior to January 2014, the index was the MSCI ACW ex USA (Standard).
- (d) Prior to April 2008, the index was Bloomberg Barclays Capital Aggregate.
- (e) Prior to January 2014, the index was Citigroup 90 Day T-Bill plus 15 basis points.
- (f) The Private Equity Composite and Real Estate Composite are long-term programs whose benchmarks are only reported for 5 years and beyond.
- (g) Prior to January 2014, the index was S&P 500 plus 500 basis points.
- (h) Prior to January 2014, the index was Libor plus 400 basis points.
- (i) Franklin Benchmark is 50% JPM EMBI Global Diversified and 50% JPM GBIEM Diversified.
- (j) Prior to April 2008, the index was a custom index.
- (k) From October 2015, to March 2017, performance returns from the Opportunistic Income Pool are included in the Total Return Fixed Income Composite.

Note: Participant returns are net of fees. Portfolio returns are net of management fees. Returns shorter than one year are unannualized.

This report contains confidential and proprietary information and is subject to the terms and conditions of the Consulting Agreement. It is being provided for use solely by the customer. The report may not be sold or otherwise provided, in whole or in part, to any other person or entity without written permission from Verus Advisory, Inc., (hereinafter Verus) or as required by law or any regulatory authority. The information presented does not constitute a recommendation by Verus and cannot be used for advertising or sales promotion purposes. This does not constitute an offer or a solicitation of an offer to buy or sell securities, commodities or any other financial instruments or products.

The information presented has been prepared using data from third party sources that Verus believes to be reliable. While Verus exercised reasonable professional care in preparing the report, it cannot guarantee the accuracy of the information provided by third party sources. Therefore, Verus makes no representations or warranties as to the accuracy of the information presented. Verus takes no responsibility or liability (including damages) for any error, omission, or inaccuracy in the data supplied by any third party. Nothing contained herein is, or should be relied on as a promise, representation, or guarantee as to future performance or a particular outcome. Even with portfolio diversification, asset allocation, and a long-term approach, investing involves risk of loss that the investor should be prepared to bear.

The information presented may be deemed to contain forward-looking information. Examples of forward looking information include, but are not limited to, (a) projections of or statements regarding return on investment, future earnings, interest income, other income, growth prospects, capital structure and other financial terms, (b) statements of plans or objectives of management, (c) statements of future economic performance, and (d) statements of assumptions, such as economic conditions underlying other statements. Such forward-looking information can be identified by the use of forward looking terminology such as believes, expects, may, will, should, anticipates, or the negative of any of the foregoing or other variations thereon comparable terminology, or by discussion of strategy. No assurance can be given that the future results described by the forward-looking information will be achieved. Such statements are subject to risks, uncertainties, and other factors which could cause the actual results to differ materially from future results expressed or implied by such forward looking information. The findings, rankings, and opinions expressed herein are the intellectual property of Verus and are subject to change without notice. The information presented does not claim to be all-inclusive, nor does it contain all information that clients may desire for their purposes. The information presented should be read in conjunction with any other material provided by Verus, investment managers, and custodians.

Verus will make every reasonable effort to obtain and include accurate market values. However, if managers or custodians are unable to provide the reporting period's market values prior to the report issuance, Verus may use the last reported market value or make estimates based on the manager's stated or estimated returns and other information available at the time. These estimates may differ materially from the actual value. Hedge fund market values presented in this report are provided by the fund manager or custodian. Market values presented for private equity investments reflect the last reported NAV by the custodian or manager net of capital calls and distributions as of the end of the reporting period. These values are estimates and may differ materially from the investments actual value. Private equity managers report performance using an internal rate of return (IRR), which differs from the time-weighted rate of return (TWRR) calculation done by Verus. It is inappropriate to compare IRR and TWRR to each other. IRR figures reported in the illiquid alternative pages are provided by the respective managers, and Verus has not made any attempts to verify these returns. Until a partnership is liquidated (typically over 10-12 years), the IRR is only an interim estimated return. The actual IRR performance of any LP is not known until the final liquidation.

Verus receives universe data from InvestorForce, eVestment Alliance, and Morningstar. We believe this data to be robust and appropriate for peer comparison. Nevertheless, these universes may not be comprehensive of all peer investors/managers but rather of the investors/managers that comprise that database. The resulting universe composition is not static and will change over time. Returns are annualized when they cover more than one year. Investment managers may revise their data after report distribution. Verus will make the appropriate correction to the client account but may or may not disclose the change to the client based on the materiality of the change.



Status Report:
Workers' Compensation

Joint Committee on Government & Finance

October 2017

Provided by the West Virginia Offices of the Insurance Commissioner



Table of Contents:

Introduction	3
Definitions	4-6
Monthly Claims Count and Reserve Charts	7-11
Old Fund Cash Statements	12
Coal Workers Pneumoconiosis Fund Cash Statement	13
Self-Insured Guaranty Fund Cash Statement	14
Self-Insured Security Fund Cash Statement	15
Uninsured Employers' Fund Cash Statement	16

Introduction

With the passage of S.B. 1004 in January 2005, significant changes were made to workers' compensation insurance in West Virginia. The State administered monopolistic fund effectively ended when a new domestic mutual insurance company, "BrickStreet", was formed to issue workers' compensation insurance on a going forward basis. BrickStreet began writing new workers' compensation insurance liabilities effective January 2006. (They also retained the workers' compensation insurance premium and incurred liability starting in July 2005.) The West Virginia workers' compensation insurance market was later opened to competition beginning in July 2008.

At the time when the domestic mutual insurance company was formed in order to begin to privatize the workers' compensation insurance market in West Virginia, a large legacy liability existed stemming from the historical operation of the State administered monopolistic fund. Subsequent to privatization, this legacy liability was retained by the State of West Virginia in what is now known as the "Old Fund." The Old Fund consists of all historical claims with dates of injuries or last exposure through June 30, 2005. Apart from those sections which specifically reference other "funds," the "private market," or the "self-insured" community (which began in July 2004), this report concerns the workers' compensation legacy liability of the State of West Virginia, i.e. the Old Fund.

At January 2008, there were 47,961 active Old Fund workers' compensation insurance claims. The first Workers' Compensation Status Report to the Joint Committee on Government and Finance was issued in June 2008. The following pages update the status of the various workers' compensation funds and the activities associated with the administration of the workers' compensation responsibilities transitioned to the Offices of the Insurance Commissioner.

Definitions:

Appeal (BOR): A formal procedure conducted by the Board of Review at which a decision of an administrative law judge (OOJ) having presided over a matter of workers' compensation (Old Fund or Privately Insured) is to be afforded additional consideration. An appeal may be filed by any aggrieved party, such as a claimant, employer, dependent of a claimant, private insurance carrier, etc.

Board of Review: (BOR) A three judge panel that serves as an intermediate appellate tribunal in workers' compensation litigation. Specifically, the Board of Review reviews all appeals taken from any final decision of the Office of Judges. The BOR may reverse, vacate, modify or remand a decision of the Office of Judges. Any appeal taken from a Board of Review final order must be filed with the West Virginia Supreme Court of Appeals.

Claim Reserve: individual claim level cost estimate that is projected on the ultimate probable exposure; must be the best projection based on the facts and findings of the claim. This function is to capture the key components that impact the range of any impending cost in workers' compensation claims. No discounting is applied. The Indemnity Reserve is adjusted to cover the cost of loss or exposure both on a temporary and permanent basis. The reserve should also be adjusted to include the projected cost of any death and/or dependent benefits when appropriate. The Medical Reserve covers medical cost, hospital stays, specialized treatment, rehabilitation, durable medical equipment, and medications, etc. The Expense Reserve is placed for the cost of legal defense and investigations, etc. The reserves may be reduced based on the findings of early mortality factors.

Coal Workers' Pneumoconiosis Fund (CWP): State managed fund into which FBL premiums previously received are held, and out of which FBL benefits are paid. This fund was closed to future liabilities as of 12/31/2005. Because of the latency period between the date of last exposure and the onset of disease, new FBL claims will occur.

Fatal: claim under which the worker died as a result of injury or illness.

FBL: claim for Occupational Pneumoconiosis (Black Lung) benefits under Title IV of the federal Coal Mine Health and Safety Act of 1969, i.e. Federal Black lung, or FBL.

FBL Awarded Claim: an FBL claim that has been awarded but has not yet been accepted by the responsible operator/insurer

FBL Claim Notice: an FBL claim for which not initial decision has yet been made, but evidence in the claims indicates the potential for an award

FBL Non-active Claim: an FBL claim for which an award had been sought, but was not afforded. Federal statutes permit an appeal process which lasts for 1 year, so the claim would be reopened for consideration upon appeal. Denied FBL claims are closed administratively after 6 months, as the TPA's bill for claims management services monthly on an open claims basis.

FBL Paying Claim: an FBL claim for which an award has been made and the responsible operator/insurer has accepted liability. Payments are being made to the claimant or dependents.

Indemnity: statutory wage replacement benefits awarded as a result of a worker's occupational illness or injury.

Med Only: claim under which only the payment of medical benefits was sought or awarded, i.e. no payment of wage replacement benefits (indemnity) is being made.

Office of Judges: (OOJ) An office comprised of administrative law judges who are charged with resolving protests or appeals to workers' compensation claims management decisions. The Office of Judges conducts hearings, receives and weighs evidence and arguments, and issues written decisions on protests or appeals from initial claim management decisions. Any final decision of the Office of Judges may be appealed to the workers' compensation Board of Review. The OOJ hears protests involving Old Fund claims as well as those arising from the private market (private carrier or privately insured.)

Old Fund: The residual assets and liabilities of the former Worker's Compensation Fund are now reported in a fund known as the Workers' Compensation Old Fund. Disbursements from the Old Fund are related to the liabilities and appropriate administrative expenses necessary for the administration of all claims, actual and incurred but not reported, for any claims with a date of injury on or before June 30, 2005.

OP/OD: claim of Occupational Pneumoconiosis or Occupational Disease. An OP claim could be considered the State level equivalent of an FBL claim; however, State OP claims provide for varying percentages of impairment where the FBL applicant must prove total impairment to be eligible. (State OP claims are awarded more frequently than FBL, but afford lesser benefits.) An example of an OD claim would be occupational hearing loss.

Protest (OOJ): An objection to a ruling of a workers' compensation claim administrator (Old Fund or Private Market) which prompts the initiation of the adjudication process at the Office of Judges.

PPD: (Permanent Partial Disability) paid to compensate an injured worker for permanent impairment that results from an occupational injury or disease. The American Medical Association defines permanent impairment as impairment that has become static or well stabilized with or without medical treatment and is not likely to remit despite medical treatment. It should be noted, some injuries that are total loss by severance have statutory impairment ratings that are defined per WV Code §23-4-6(f). Payment for PPD is based upon 4 weeks of compensation for each one percent of disability.

PTD: (Permanent Total Disability) A disability which renders a claimant unable to engage in gainful employment requiring skills or abilities which can be acquired or which are comparable to those of any gainful employment in which the claimant previously engaged with some regularity. While the comparison of pre-injury income and post-disability income is not a factor to be considered in determining whether or not a claimant is permanently and totally disabled, the geographic availability of gainful employment should be considered. Specifically, the geographic availability of gainful employment within a 75 mile driving distance of the claimant's home, or within the distance from the claimant's home to his or her pre-injury employment, whichever is greater, is a factor to be considered in determining whether or not a claimant is PTD.

Self-Insured: an employer who has met certain specific guidelines, and who is then permitted to guarantee their own payment and handling of workers' compensation claims to their employees in accordance with WV statutes.

Self-Insured Guaranty Fund: State managed fund consisting of those funds transferred to it from the guaranty pool created pursuant to 85 CSR §19 (2004) and any future funds collected through continued administration of that exempt legislative rule as administered by the WVOIC and out of which workers' compensation benefits may be paid. Covers claims liabilities of bankrupt or defaulted self-insured employers with dates of injury or last exposure after 07/01/2004.

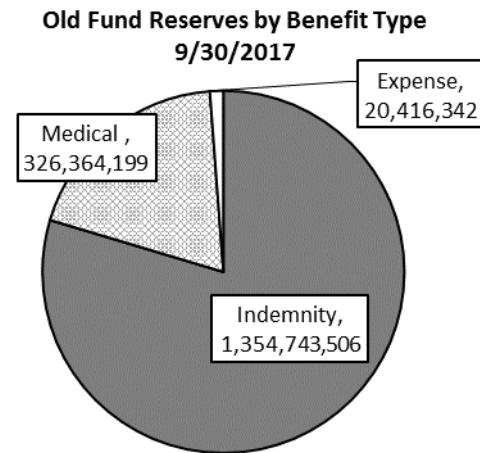
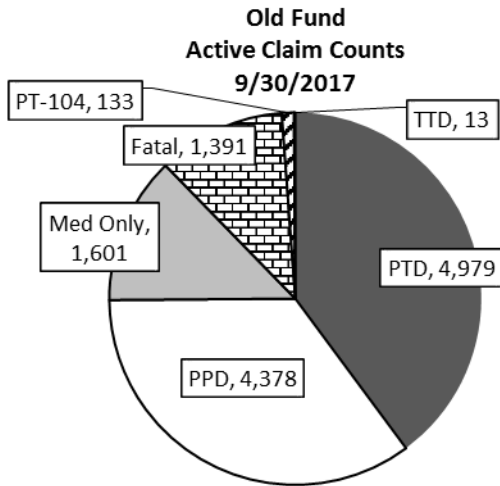
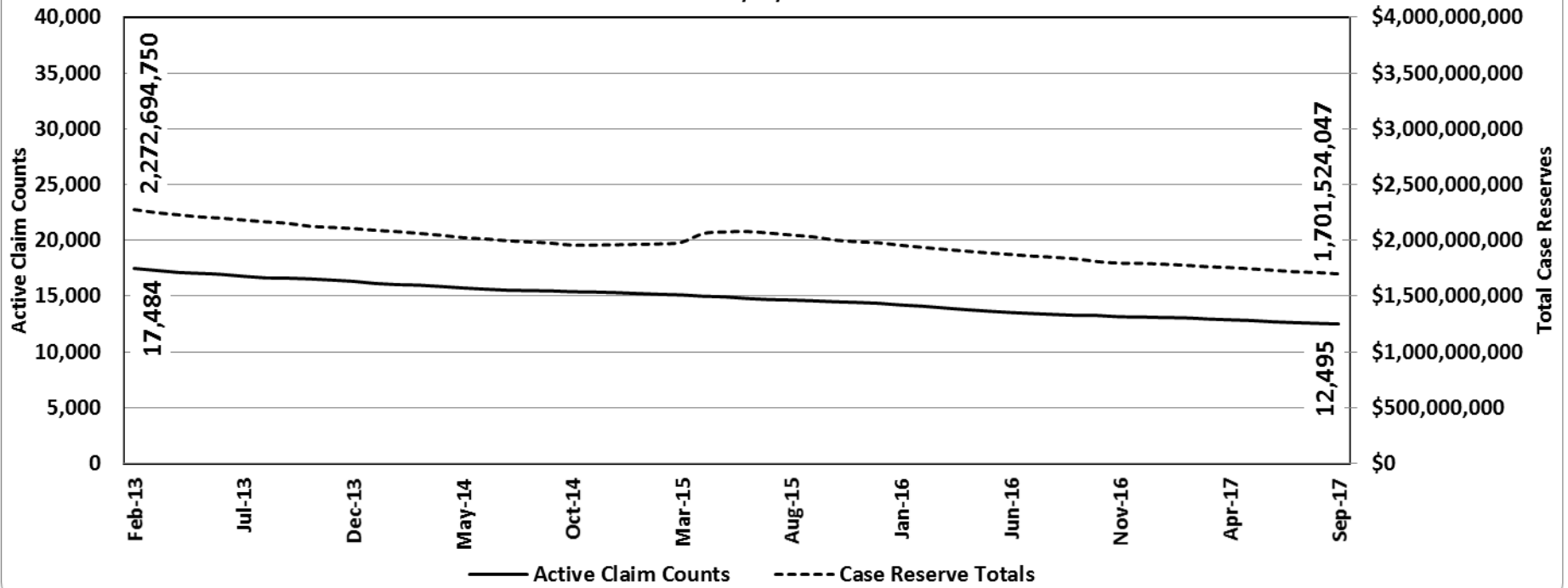
Self-Insured Security Fund: State managed fund consisting of those funds paid into it thru the WVOIC's administration of 85 CSR §19 (2004), and out of which workers' compensation benefits may be paid. Covers claims liabilities of bankrupt or defaulted self-insured employers with dates of injury or last exposure before 07/01/2004. This fund is limited to claimants of those self-insured employers who have defaulted on their claims obligations after 12/31/2005.

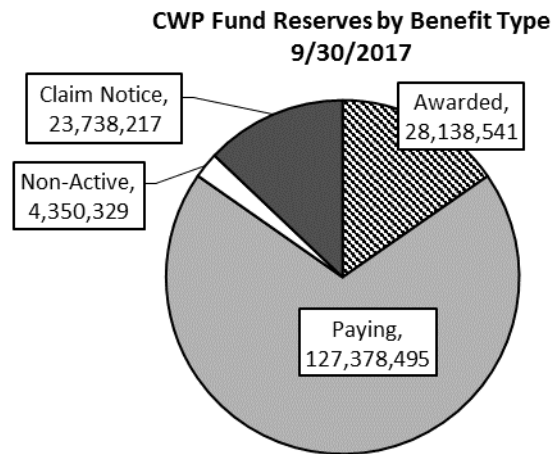
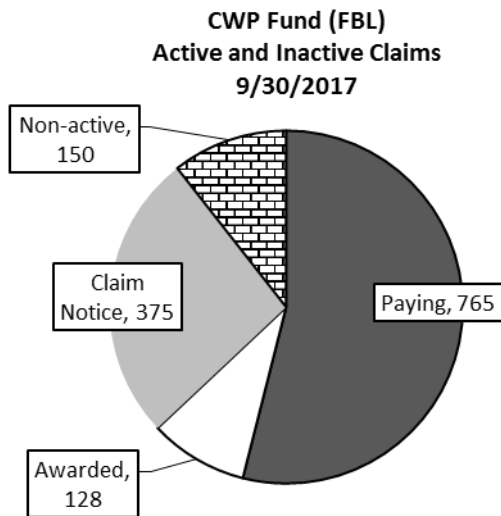
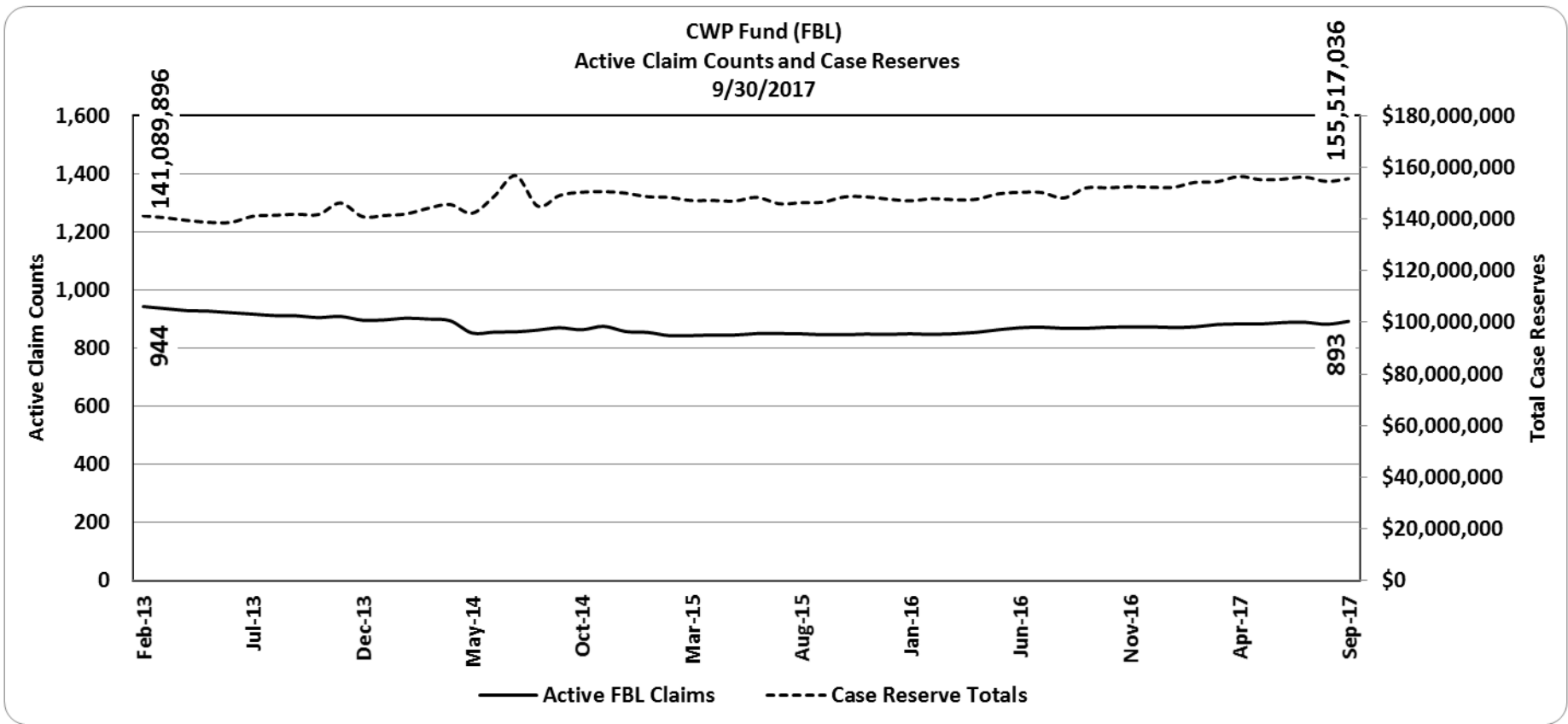
TPD: (Temporary Partial Disability) also referred to as TPR, is paid when an injured worker is released to return to work with restrictions or modifications that restrict he/she from obtaining their pre-injury wages. The TPD benefit is paid at seventy percent of the difference between the average weekly wage earnings earned at the time of injury and the average weekly wage earnings earned at the new employment.

TTD: (Temporary Total Disability) an inability to return to substantial gainful employment requiring skills or activities comparable to those of one's previous gainful employment during the healing or recovery period after the injury. In order to receive TTD benefits, the injured worker must be certified disabled due to the compensable injury by his/her treating physician.

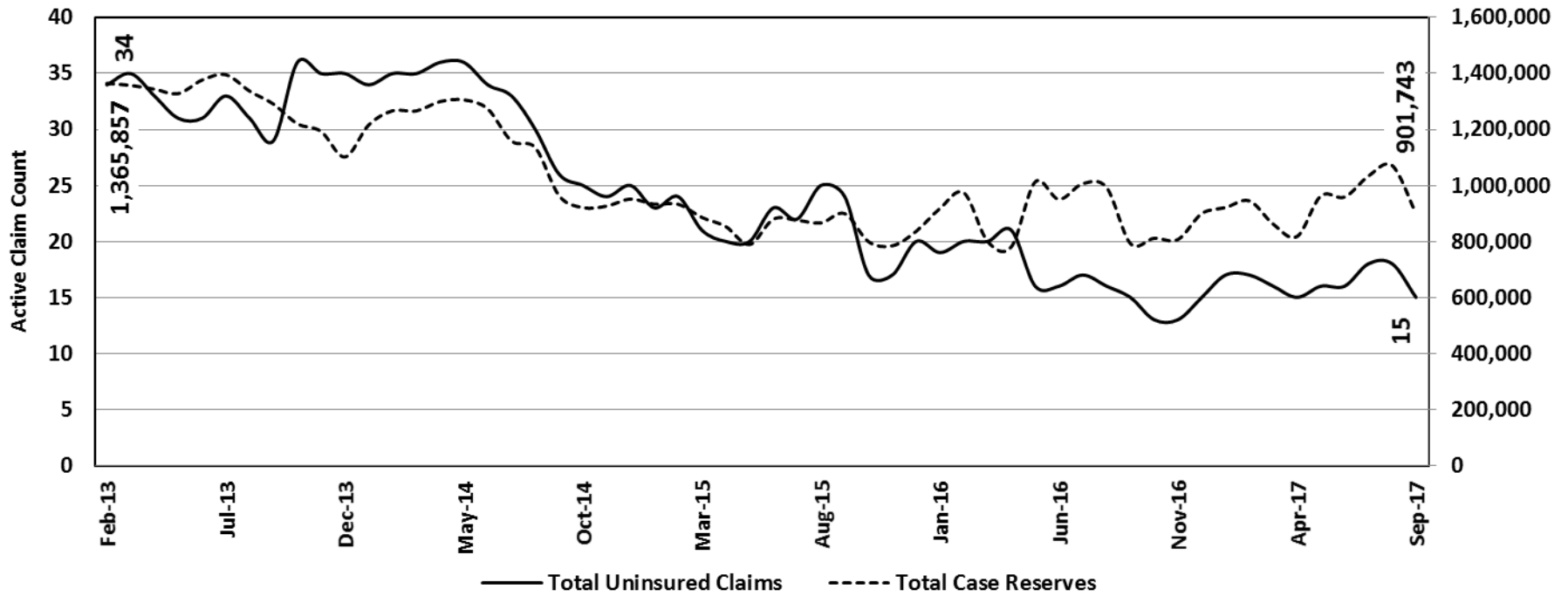
Uninsured Fund: State managed fund into which assessments to carriers or employers received are held, and out of which workers' compensation benefits may be paid to claimant employees of employers who were uninsured if the date of injury or date of last exposure is January 1, 2006 or later.

**Old Fund
Active Claim Counts and Case Reserves
9/30/2017**

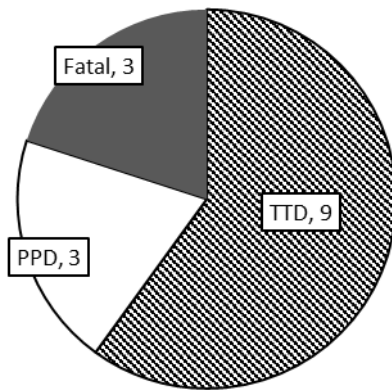




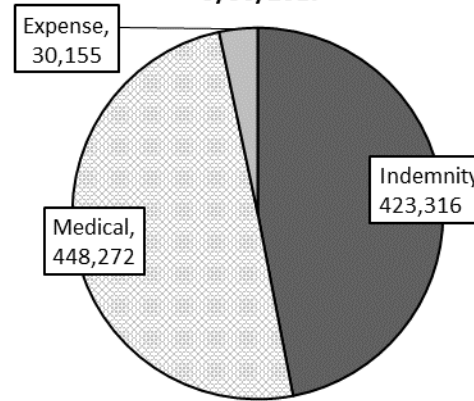
**Uninsured Fund
Active Claim Counts and Case Reserves
9/30/2017**



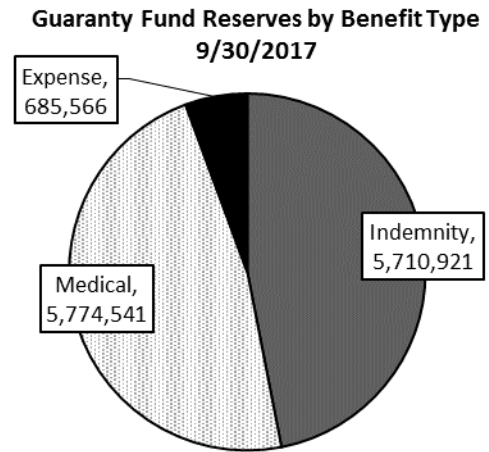
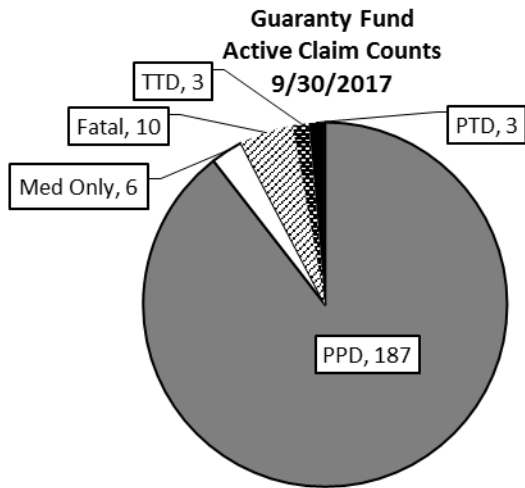
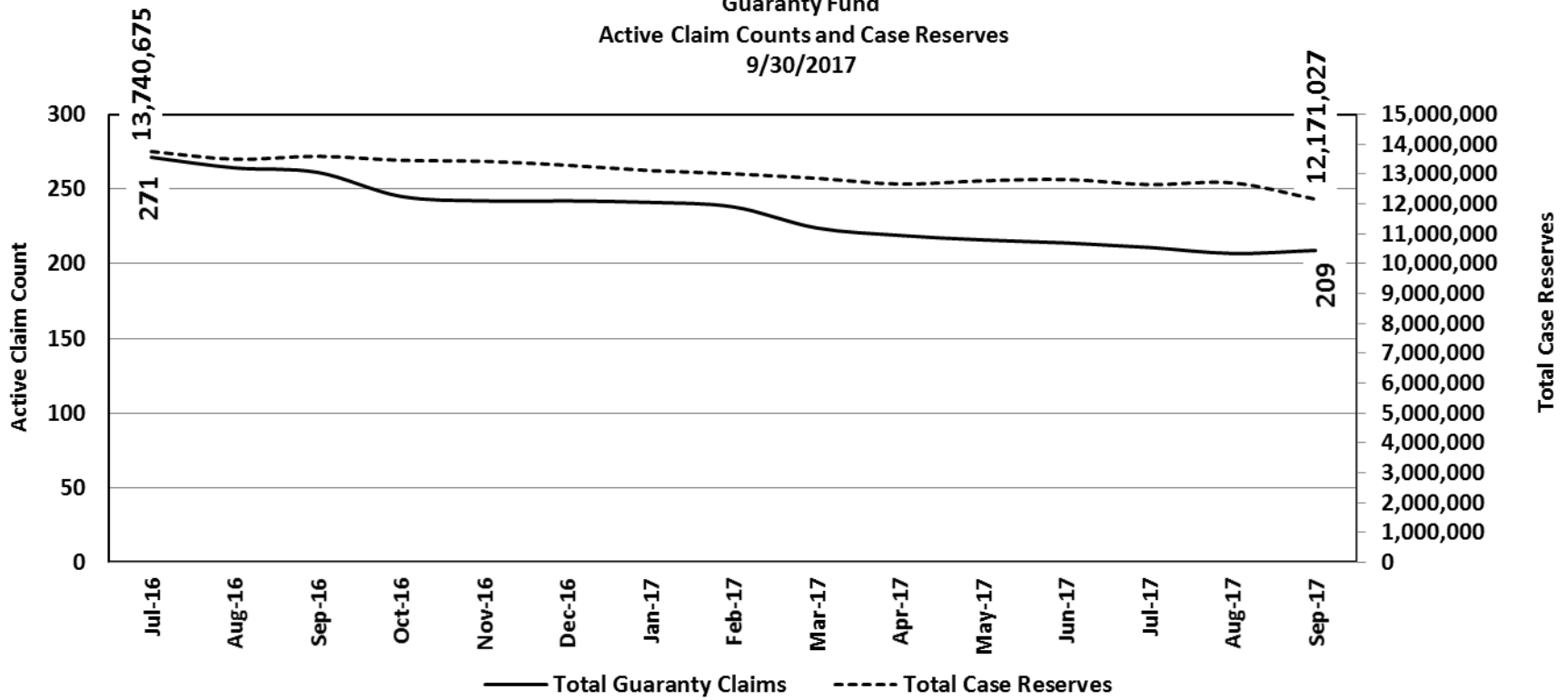
**Uninsured Fund
Active Claim Counts
9/30/2017**



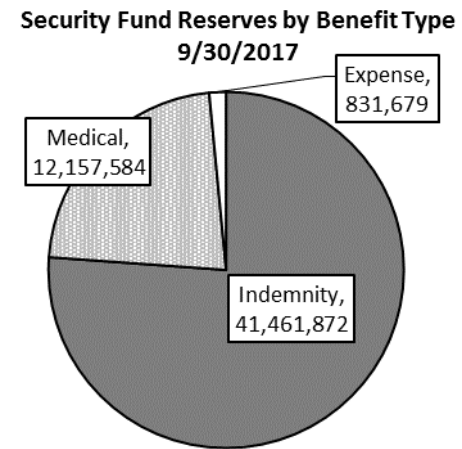
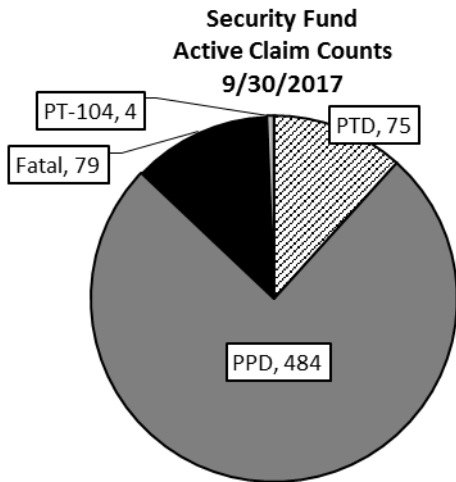
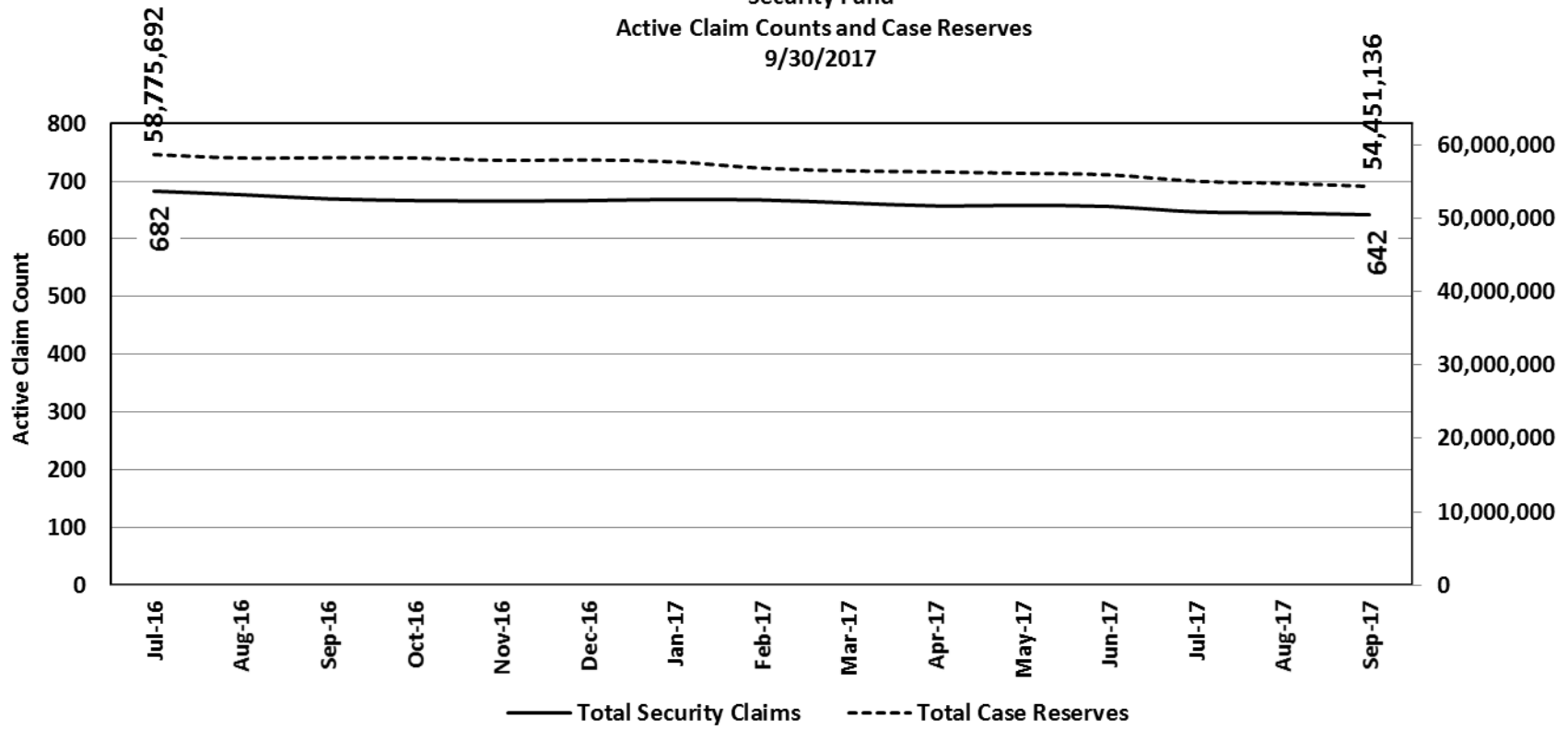
**Uninsured Fund Reserves by Benefit Type
9/30/2017**



**Guaranty Fund
Active Claim Counts and Case Reserves
9/30/2017**



**Security Fund
Active Claim Counts and Case Reserves
9/30/2017**



OLD FUND CASH STATEMENT
September 30, 2017

	YTD FY2018	YTD FY2017	Change	Three Year History for years ended:		
				FY2017	FY2016	FY2015
Cash Beginning Balances	1,263,372,448	1,280,647,632	(17,275,184)	1,280,647,632	1,311,653,269	1,190,142,811
Revenues						
Personal Income Tax	-	-	-	-	42,400,000	95,400,000
Severance Tax	-	13,549,104	(13,549,104)	13,887,551	73,068,796	125,703,925
Debt Reduction Surcharge	1,524,960	5,440,798	(3,915,838)	12,336,645	25,211,458	34,106,221
Self-Insured Debt Reduction Surcharge	500,391	1,821,849	(1,321,458)	4,346,111	6,209,330	8,859,759
Video Lottery	396,184	1,808,077	(1,411,893)	5,500,000	6,734,934	11,000,000
Employer Premium	17,967	23,307	(5,340)	62,806	111,955	202,532
Other Income - Return of Unclaimed Property	150,814	152,894	(2,080)	354,423	184,888	153,763
Operating Revenues	2,590,317	22,796,029	(20,205,713)	36,487,535	153,921,361	275,426,199
Investment / Interest Earnings (Losses)	30,535,811	42,894,975	(12,359,164)	112,116,554	(5,981,504)	34,715,474
Total Revenues	33,126,128	65,691,005	(32,564,877)	148,604,089	147,939,857	310,141,673
Expenditures						
Claims Benefits Paid:						
Medical	5,617,998	7,231,707	(1,613,709)	27,437,375	26,890,541	29,881,043
Permanent Total Disability	22,168,858	23,591,301	(1,422,443)	92,140,733	98,784,921	104,948,107
Permanent Partial Disability	66,259	88,460	(22,202)	336,015	232,699	353,749
Temporary Disability	4,939	-	4,939	-	8,554	-
Fatal	5,478,298	5,882,396	(404,098)	22,990,499	24,098,586	25,497,598
104 weeks death benefit	1,081,060	1,338,004	(256,944)	5,825,439	6,990,581	5,883,387
Settlements	1,664,529	2,716,219	(1,051,690)	11,716,131	12,718,425	12,206,388
Loss Adjustment Expenses	342,966	342,357	609	1,446,808	1,970,779	2,029,136
Total	36,424,908	41,190,445	(4,765,538)	161,893,000	171,695,087	180,799,408
Less: Claims credits and overpayments	664,771	1,217,578	(552,807)	5,080,389	3,044,395	2,240,415
Total Benefits Paid	35,760,136	39,972,867	(4,212,730)	156,812,611	168,650,692	178,558,993
Administrative Expenses	1,451,730	1,692,133	(240,403)	9,066,663	10,294,801	10,060,064
Total Expenditures	37,211,867	41,665,000	(4,453,133)	165,879,274	178,945,493	188,619,057
Excess (Deficiency) of Revenues over Expenditures	(4,085,739)	24,026,005	(28,111,744)	(17,275,184)	(31,005,636)	121,522,616
Cash Ending Balances	1,259,286,709	1,304,673,637	(45,386,928)	1,263,372,448	1,280,647,632	1,311,665,427

Note: The purpose of this report is to enhance the user's ability to monitor the cash activities of the Old Fund. The Old Fund assets consist of cash and investments with the WV Investment Management Board. Investment earnings are presented in the month in which the State Treasurer records the earnings in the statewide accounting system, wvOASIS. The liabilities of the Old Fund consist of the worker's compensation claims and related expenses for all claims, actual and incurred but not reported for claims with dates of injury on or before June 30, 2005. This report is intended to provide a summary of the cash based transactions related to the Fund's assets and liabilities and is not an accrual based presentation. The Old Fund Cash Statement is unaudited information.

COAL WORKERS PNEUMOCONIOSIS FUND
September 30, 2017

	YTD FY2018	YTD FY2017	Change	Three Year History for years ended:		
				FY2017	FY2016	FY2015
Cash Beginning Balances	251,313,328	245,945,240	5,368,089	245,945,240	264,657,327	267,173,190
Revenues						
Investment Earnings (Losses)	5,941,055	7,176,165	(1,235,111)	22,100,417	(5,091,164)	10,347,881
Other Income - Return of Unclaimed Property	-	-	-	8,353	3,797	876
Total Revenues	5,941,055	7,176,165	(1,235,111)	22,108,770	(5,087,367)	10,348,758
Expenditures						
Claims Benefits Paid:						
Medical	908,186	917,166	(8,980)	4,032,649	2,830,426	2,629,364
PTD and Fatal Indeminty	2,031,089	2,103,052	(71,963)	8,174,289	7,548,752	6,857,612
Loss Adjustment Expenses	908,429	1,009,447	(101,018)	3,783,923	2,629,468	2,633,172
Total	3,847,704	4,029,666	(181,962)	15,990,861	13,008,646	12,120,148
Less: Claims Credits and Overpayments	163,417	40,418	122,999	125,895	130,620	129,338
Total Benefits Paid	3,684,287	3,989,248	(304,961)	15,864,966	12,878,025	11,990,810
Administrative Expenses	207,713	211,682	(3,969)	875,715	746,696	873,810
Total Expenditures	3,892,000	4,200,930	(308,930)	16,740,681	13,624,721	12,864,620
Excess (Deficiency) of Revenues over Expenditures	2,049,055	2,975,236	(926,181)	5,368,089	(18,712,088)	(2,515,863)
Cash Ending Balances	253,362,383	248,920,475	4,441,909	251,313,328	245,945,240	264,657,327

Note: The Coal Worker's Pneumoconiosis Fund (CWP Fund) ceased operations December 31, 2005 and is in run-off status under the administrative oversight of the Insurance Commissioner. Established in 1973, the CWP Fund existed to provide insurance coverage to companies for liabilities incurred as a result of the Federal Coal Mine Health and Safety Act of 1969. Participation in the CWP Fund was voluntary for employers. The current revenues of the CWP Fund are limited to the earnings from invested assets. Assets of the CWP Fund are invested with the WV Investment Management Board. The investment earnings are presented in the month in which the State Treasurer records the earnings. The liabilities of the CWP Fund consist of the claims for coal miners who are totally disabled or beneficiaries of coal miners who have died as a result of coal worker's pneumoconiosis. To be eligible for benefits from the CWP Fund, the date of last exposure of the coal miner must be on or before December 31, 2005. The Coal Workers Cash Statement is unaudited information.

SELF-INSURED GUARANTY RISK POOL
September 30, 2017

	YTD FY2018	YTD FY2017	Change	Three Year History for years ended:		
				FY2017	FY2016	FY2015
Cash Beginning Balances	33,836,322	33,462,454	373,868	33,462,454	16,014,340	15,603,319
Revenues						
Guaranty Risk Pool Assessments	-	-	-	-	18,684	89,571
Collateral Proceeds	-	-	-	-	19,422,025	-
Investment Earnings (Losses)	796,691	995,478	(198,786)	3,012,508	(155,883)	612,972
Total Revenues	796,691	995,478	(198,786)	3,012,508	19,284,826	702,542
Expenditures						
Claims Benefits Paid:						
Medical	74,510	138,774	(64,264)	503,912	309,470	51,752
Permanent Total Disability	15,929	15,929	-	63,717	43,638	-
Permanent Partial Disability	167,944	235,897	(67,953)	972,712	612,823	20,788
Temporary Disability	22,047	105,700	(83,654)	375,328	303,724	114,835
Fatales	69,253	69,253	-	277,011	257,806	55,093
104 Weeks Death Benefit	-	-	-	-	-	-
Settlement Agreements	-	-	-	3,800	-	-
Non Awarded Partial Disability	-	-	-	4,407	9,377	-
Loss Adjustment Expenses	41,472	90,080	(48,607)	255,219	163,819	12,414
Total	391,156	655,633	(264,478)	2,456,105	1,700,657	254,882
Less: Claims Credits and Overpayments	-	1,671	(1,671)	2,723	17,176	(9,064)
Total Benefits Paid	391,156	653,962	(262,806)	2,453,382	1,683,481	263,947
Administrative Expenses	21,655	52,900	(31,245)	185,258	153,231	27,575
Total Expenditures	412,811	706,862	(294,051)	2,638,640	1,836,711	291,522
Excess (Deficiency) of Revenues over Expenditures	383,880	288,616	95,265	373,868	17,448,114	411,021
Cash Ending Balances	34,220,202	33,751,070	469,133	33,836,322	33,462,454	16,014,340

The Self-Insured Guaranty Risk Pool covers the claims liabilities of bankrupt or defaulted self-insured employers with dates of injury subsequent to July 1, 2004. The revenues of the Self-Insured Guaranty Fund are comprised of the guaranty risk pool assessments levied on all self-insured employers and the earnings on invested assets. The assets of the Self-insured Guaranty Risk Pool are invested with the WV Investment Management Board. Investment earnings are presented in the month in which the State Treasurer records the earnings in the statewide accounting system, wvOASIS. The Self-Insured Guaranty Cash Statement is unaudited information.

SELF-INSURED SECURITY RISK POOL
September 30, 2017

	YTD FY2018	YTD FY2017	Change	Three Year History for years ended:		
				FY2017	FY2016	FY2015
Cash Beginning Balances	54,448,203	53,859,338	588,865	53,859,338	9,208,803	7,137,316
Revenues						
Security Risk Pool Assessments	-	-	-	-	230,340	1,114,180
Collateral Proceeds	-	-	-	-	47,503,193	1,425,061
Investment Earnings (Losses)	1,291,740	1,663,774	(372,034)	4,914,238	201,775	310,550
Total Revenues	1,291,740	1,663,774	(372,034)	4,914,238	47,935,308	2,849,791
Expenditures						
Payment of Claims						
Claims Benefits Paid:						
Medical	289,587	219,057	70,530	778,632	479,295	71,000
Permanent Total Disability	381,103	398,587	(17,484)	1,576,942	1,163,198	208,590
Permanent Partial Disability	-	-	-	-	7,560	38,698
Temporary Disability	-	-	-	-	-	-
Fatals	324,613	333,367	(8,754)	1,333,911	1,183,728	404,642
104 Weeks Death Benefit	18,284	58,107	(39,823)	134,935	92,595	-
Settlement Agreements	3,141	4,741	(1,600)	14,165	21,177	-
Loss Adjustment Expenses	22,227	52,372	(30,145)	151,558	54,047	12,113
Total	1,038,955	1,066,231	(27,276)	3,990,143	3,001,600	735,042
Less: Claims Credits and Overpayments	857	-	857	38,143	4,925	(1,392)
Total Benefits Paid	1,038,097	1,066,231	(28,133)	3,952,000	2,996,676	736,434
Administrative Expenses	52,667	79,279	(26,612)	373,374	288,097	41,870
Total Expenditures	1,090,764	1,145,510	(54,745)	4,325,374	3,284,773	778,304
Excess (Deficiency) of Revenues over Expenditures	200,976	518,264	(317,288)	588,865	44,650,535	2,071,487
Cash Ending Balances	54,649,179	54,377,603	271,576	54,448,203	53,859,338	9,208,803

The Self-Insured Security Risk Pool is liable for the worker's compensation claims of bankrupt or defaulted self-insured employers with dates of injury prior to July 1, 2004. However, the obligations of this Fund are limited to the exposures of self-insured employers who default subsequent to December 31, 2005. The assets of the Self-insured Security Risk Pool are invested with the WV Investment Management Board. Investment earnings are presented in the month in which the State Treasurer records the earnings in the statewide accounting system, wvOASIS. The Self-Insured Security Cash Statement is unaudited information.

UNINSURED EMPLOYERS FUND
September 30, 2017

				Three Year History for years ended:		
	YTD FY2018	YTD FY2017	Change	FY2017	FY2016	FY2015
Cash Beginning Balances	12,760,544	11,864,792	895,753	11,864,792	12,125,188	11,714,178
Revenues						
Fines and Penalties	90,076	157,990	(67,914)	595,742	625,093	765,082
Investment Earnings (Losses)	271,409	291,560	(20,150)	962,646	(205,615)	408,442
Total Revenues	<u>361,486</u>	<u>449,550</u>	<u>(88,064)</u>	<u>1,558,387</u>	<u>419,478</u>	<u>1,173,523</u>
Expenditures						
Claims Benefits Paid:						
Medical	2,597	8,545	(5,948)	30,783	47,718	22,011
Permanent Total Disability	-	-	-	-	-	-
Permanent Partial Disability	6,084	13,353	(7,269)	51,760	4,738	50,684
Temporary Disability	31,963	9,654	22,309	25,414	113,212	22,997
Fatals	12,508	12,508	-	50,030	52,164	87,881
104 Weeks Death Benefit	-	-	-	-	-	-
Settlement Agreements	85,000	153,715	(68,715)	255,715	228,577	82,110
Loss Adjustment Expenses	968	657	311	6,969	5,868	3,225
Total	<u>139,119</u>	<u>198,432</u>	<u>(59,313)</u>	<u>420,672</u>	<u>452,276</u>	<u>268,909</u>
Less: Claims Credits and Overpayments	-	-	-	33,341	1,558	(320,872)
Total Benefits Paid	<u>139,119</u>	<u>198,432</u>	<u>(59,313)</u>	<u>387,331</u>	<u>450,719</u>	<u>589,781</u>
Administrative Expenses	2,176	109,709	(107,533)	275,304	229,156	172,732
Total Expenditures	<u>141,295</u>	<u>308,141</u>	<u>(166,846)</u>	<u>662,635</u>	<u>679,875</u>	<u>762,513</u>
Excess (Deficiency) of Revenues over Expenditures	<u>220,190</u>	<u>141,409</u>	<u>78,782</u>	<u>895,753</u>	<u>(260,397)</u>	<u>411,010</u>
Cash Ending Balances	<u>12,980,735</u>	<u>12,006,200</u>	<u>974,534</u>	<u>12,760,544</u>	<u>11,864,792</u>	<u>12,125,188</u>

The Uninsured Employer's Fund (UEF) was established January 1, 2006 to provide worker's compensation benefits to injured workers of uninsured WV employers. The revenues of the UEF consist of fines levied on uninsured employers and the earnings on invested assets. The assets of the UEF are invested with the WV Investment Management Board. Investment earnings are presented in the month in which the State Treasurer records the earnings in the statewide accounting system, wvOASIS. The Insurance Commissioner has the right to levy assessments on employers in order to maintain the solvency of the Fund. The Commissioner may recover all payments made from this fund, including interest, from an uninsured employer who is found liable for benefits paid from the UEF. The Uninsured Cash Statement is unaudited information.

BOARD OF TREASURY INVESTMENTS

CALENDAR NOTE

Board Meeting
October 26, 2017

OPERATING REPORT

AUGUST 2017

Board of Treasury Investments

315 70th Street, SE
Charleston WV
25304
(304) 340-1564
www.wvbt.com

Board of Directors

John D. Perdue,
State Treasurer,
Chairman

James C. Justice II,
Governor

John B. McCuskey,
State Auditor

Glenda Probst
Appointed by the
Governor

Michael L. Glasser,
Esq. Attorney
Appointed by the
Governor

Executive Staff

Executive
Director

Kara K. Hughes,
CPA, MBA, CFE

Chief Financial
Officer

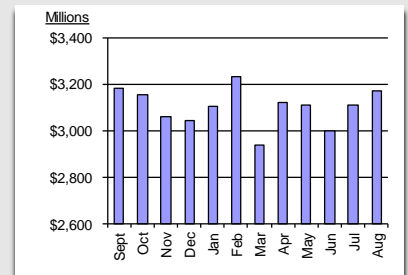
Karl Shanholtzer,
CFA, CPA, CIA

Total Net Assets Under Management

\$3,172,975,000

Last Month
\$3,108,830,000

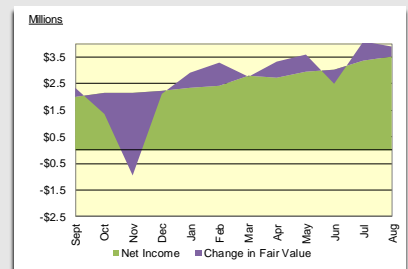
Beginning of Fiscal Year
\$3,000,350,000



Net Assets for the Past 12 Months

Total Net Income & Changes in Fair Value

Fiscal Year
\$7,582,000



Monthly Net Income & Changes in Fair Value for the Past 12 Months

Money Market Pools

As of August 31, 2017

<u>Pool</u>	<u>30-Day Avg. Yield *</u>	<u>W.A.M. **</u>	<u>Net Assets</u>
WV Money Market	1.2427%	42 Days	\$2.0 Billion
WV Gov't Money Market	0.9485%	33 Days	\$206.1 Million

* Yields represent the simple money market yield net of fees.

** W.A.M. is the weighted average maturity.

WEST VIRGINIA BOARD OF TREASURY INVESTMENTS

THE ECONOMIC STATE

AUGUST 2017

Summer Ends with Escalating International Tensions

Market Results

Global equities closed out August in the black with emerging markets continuing to lead the charge. The MSCI EM Index increased 2.2%, bolstered by a weak dollar and positive economic data out of China. With nine consecutive months of gains under its belt, the benchmark has returned 28.3% so far this year. At home, the S&P 500 eked out a gain of 0.3% last month, up 11.9% for the year. The MSCI EAFE ended the month flat but maintains its lead over domestic equities with year-to-date returns of 17%.

In fixed income, the 10-year Treasury yield stood at 2.12%, falling 18 basis points from the beginning of August. As a result, long-duration fixed-income debt turned in a solid performance with the Barclays Long Treasury Index increasing 3.4% and the Barclays Long Credit Index up 1.5%. Emerging market bonds gained 1.8%, according to the JPM Morgan GBI-EM Global Diversified Index, on the back of a stronger Russian ruble.

The VIX, a barometer of market volatility, rose 3.2% to 10.59 in August amid growing concerns around North Korea's aggressive buildup of nuclear arsenal; gold, typically a safe haven asset, touched a one-year high as prices jumped 4.1%.

Market Outlook

As summer comes to an end, the winds of change are yet to affect markets, which have been marked by a low-volatility and equity-friendly environment so far this year. At NEPC, we maintain our preference of international equities over domestic stocks. In fixed income, we reiterate reducing credit in favor of other risk assets. Finally, we remind clients to remain committed to a risk-balanced approach and to evaluate market opportunities should short-term dislocations occur as a result of escalating international tensions.

West Virginia Board of Treasury Investments

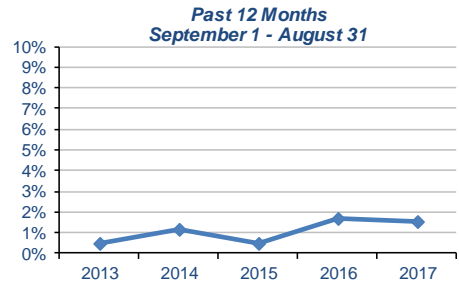
Financial Highlights as of August 31, 2017

WV Short Term Bond Pool

Rates of Return for the Past 12 Months *Net of All Fees*

<u>September 1 - August 31</u>	<u>Return</u>	<u>Net Assets At Aug 31 (In Millions)</u>
2017	1.5%	\$ 752.1
2016	1.7%	\$ 774.0
2015	0.5%	\$ 804.1
2014	1.2%	\$ 787.6
2013	0.5%	\$ 716.6

WV Short Term Bond Pool Rates of Return

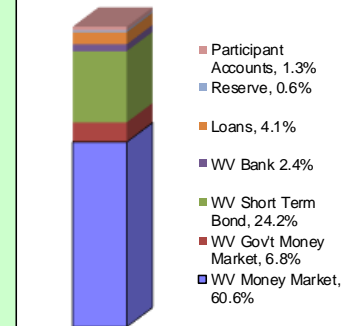


Prior to July 2007, the WV Short Term Bond Pool was known as the Enhanced Yield Pool

Summary of Value and Earnings (In Thousands)

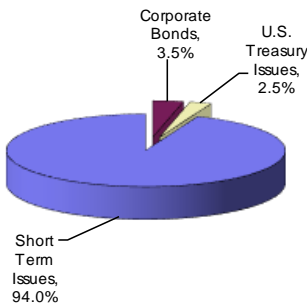
<u>Pool</u>	<u>Net Asset Value</u>	<u>Aug Net Income (Loss)</u>	<u>Fiscal YTD Net Income (Loss)</u>
WV Money Market	\$ 1,954,755	\$ 2,017	\$ 3,932
WV Gov't Money Market	206,089	177	337
WV Short Term Bond	752,075	1,491	3,304
WV Bank	73,763	71	139
Loans	127,680	92	(241)
Reserve	18,879	17	25
Participant Accounts	39,734	45	86
	<u>\$ 3,172,975</u>	<u>\$ 3,910</u>	<u>\$ 7,582</u>

Percent of Total Net Asset Value

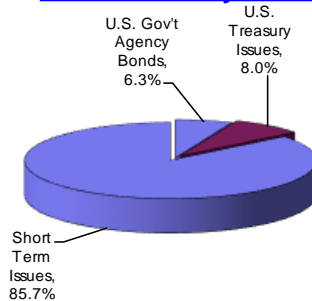


Securities by Type for Operating Pools (Percentage of Asset Value)

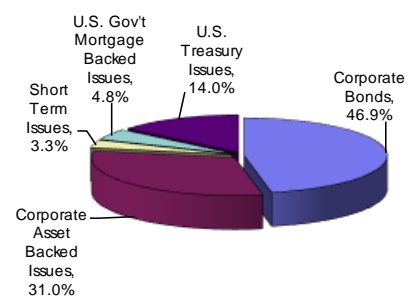
WV Money Market



WV Gov't Money Market



WV Short Term Bond



WEST VIRGINIA BOARD OF TREASURY INVESTMENTS
SCHEDULE OF CHANGES IN FIDUCIARY NET POSITION – UNAUDITED

AUGUST 31, 2017

(IN THOUSANDS)

	WV Money Market Pool	WV Government Money Market Pool	WV Short Term Bond Pool	WV Bank Pool	Other Pools	Participant Directed Accounts	Total
Assets							
Investments:							
At amortized cost	\$ 1,953,842	\$ 206,042	\$ -	\$ 73,556	\$ 146,454	\$ -	\$ 2,379,894
At fair value	-	-	751,422	-	-	39,617	791,039
Other assets	1,169	90	1,946	212	113	118	3,648
Total assets	<u>1,955,011</u>	<u>206,132</u>	<u>753,368</u>	<u>73,768</u>	<u>146,567</u>	<u>39,735</u>	<u>3,174,581</u>
Liabilities							
Accrued expenses, dividends payable & payables for investments purchased	256	43	1,293	5	8	1	1,606
Total liabilities	<u>256</u>	<u>43</u>	<u>1,293</u>	<u>5</u>	<u>8</u>	<u>1</u>	<u>1,606</u>
Net Position							
Held in trust for investment pool participants	1,954,755	206,089	752,075	73,763	146,559	-	3,133,241
Held in trust for individual investment account holders	-	-	-	-	-	39,734	39,734
Total net position	<u>\$ 1,954,755</u>	<u>\$ 206,089</u>	<u>\$ 752,075</u>	<u>\$ 73,763</u>	<u>\$ 146,559</u>	<u>\$ 39,734</u>	<u>\$ 3,172,975</u>
Additions							
Investment income:							
Interest and dividends	\$ 1,077	\$ 76	\$ 1,166	\$ 74	\$ 113	\$ 39	\$ 2,545
Net (amortization) accretion	1,055	116	32	-	-	(9)	1,194
Provision for uncollectible loans	-	-	-	-	-	-	-
Total investment income	<u>2,132</u>	<u>192</u>	<u>1,198</u>	<u>74</u>	<u>113</u>	<u>30</u>	<u>3,739</u>
Investment expenses:							
Investment advisor, custodian bank & administrative fees	115	15	81	3	4	-	218
Total investment expenses	<u>115</u>	<u>15</u>	<u>81</u>	<u>3</u>	<u>4</u>	<u>-</u>	<u>218</u>
Net investment income	2,017	177	1,117	71	109	30	3,521
Net realized gain (loss) from investments	-	-	9	-	-	-	9
Net increase (decrease) in fair value of investments	-	-	365	-	-	15	380
Net increase (decrease) in net position from operations	2,017	177	1,491	71	109	45	3,910
Participant transaction additions:							
Purchase of pool units by participants	985,055	17,522	-	68	341	-	1,002,986
Reinvestment of pool distributions	2,016	177	1,086	71	109	-	3,459
Contributions to individual investment accounts	-	-	-	-	-	38	38
Total participant transaction additions	<u>987,071</u>	<u>17,699</u>	<u>1,086</u>	<u>139</u>	<u>450</u>	<u>38</u>	<u>1,006,483</u>
Total additions	989,088	17,876	2,577	210	559	83	1,010,393
Deductions							
Distributions to pool participants:							
Net investment income	2,017	177	1,117	71	109	-	3,491
Net realized gain (loss) from investments	-	-	9	-	-	-	9
Total distributions to pool participants	<u>2,017</u>	<u>177</u>	<u>1,126</u>	<u>71</u>	<u>109</u>	<u>-</u>	<u>3,500</u>
Participant transaction deductions:							
Redemption of pool units by participants	919,220	21,821	1,631	68	8	-	942,748
Withdrawals from individual investment accounts	-	-	-	-	-	-	-
Total participant transaction deductions	<u>919,220</u>	<u>21,821</u>	<u>1,631</u>	<u>68</u>	<u>8</u>	<u>-</u>	<u>942,748</u>
Total deductions	<u>921,237</u>	<u>21,998</u>	<u>2,757</u>	<u>139</u>	<u>117</u>	<u>-</u>	<u>946,248</u>
Net increase (decrease) in net position from operations	67,851	(4,122)	(180)	71	442	83	64,145
Inter-pool transfers in	7,050	-	-	6,000	-	-	13,050
Inter-pool transfers out	(6,000)	-	-	(7,050)	-	-	(13,050)
Net inter-pool transfers in (out)	<u>1,050</u>	<u>-</u>	<u>-</u>	<u>(1,050)</u>	<u>-</u>	<u>-</u>	<u>-</u>
Change in net position	68,901	(4,122)	(180)	(979)	442	83	64,145
Net position at beginning of period	1,885,854	210,211	752,255	74,742	146,117	39,651	3,108,830
Net position at end of period	<u>\$ 1,954,755</u>	<u>\$ 206,089</u>	<u>\$ 752,075</u>	<u>\$ 73,763</u>	<u>\$ 146,559</u>	<u>\$ 39,734</u>	<u>\$ 3,172,975</u>