

JOINT COMMITTEE ON GOVERNMENT AND FINANCE

(Revised) Materials Distributed

November 14, 2017

**JOINT COMMITTEE ON GOVERNMENT AND FINANCE
(Speaker Armstead Presided)**

October 17, 2017

11:00 a.m. – 12:00 p.m.

Senate	House
Carmichael, Chair	Armstead, Chair
Blair	Cowles
Ferns	Miller, C.
Karnes	Nelson, E.
Plymale	Shott
Prezioso (Absent)	Boggs
Trump	Miley

Speaker Armstead: “The Committee will come to order. The first item on the agenda is the approval of the September 19, 2017, minutes. President Carmichael.”

President Carmichael: “Thank you Mr. Speaker. I move the minutes of the September 19, 2017, meeting of the Joint Committee on Government and Finance as contained in the members’ packets be approved.”

Speaker Armstead: “President Carmichael moves the approval of the minutes. Is their discussion? If not, all in favor say aye, opposed no. The ayes appear to have it, the ayes do have it. The minutes are approved. The first item we have today is the monthly and quarterly reports. Members will find in their packets reports from each of the agencies. The first is the status on the reports on Lottery, Unemployment Compensation Fund, General Revenue Fund & State Road Fund. Mr. William Spencer is here to answer any questions. Mr. Spencer will you come forward? Are there any questions for Mr. Spencer on any of those particular reports? Alright, thank you Mr. Spencer. Next, is Mark Muchow, the Deputy Secretary of the West Virginia Department of Revenue. He will answer any questions. Does anyone have any questions for Mr. Muchow? Okay, if not, thank you. Next, is Danielle Boyd, General Counsel to the West Virginia Lottery. I know there were some questions asked at our last meeting. I don’t know if those have been answered. And, especially to the members who had those questions, are there any questions for Ms. Boyd?”

Danielle Boyd: “Thank you, Mr. Speaker. Just to give you a brief update if that is what you would like? The difference between from September to October pursuant to HB3106. Our revenues are still up from last year. It is about the same amount. It is a little bit more, a little over one percent. The actual revenue is about three percent over projections. And,

currently we have 416 locations with more than five machines, and our general number of locations is 1,271. At the time the bill passed we were at 1,363. So, again we have seen... although those numbers go up for locations that have more than five machines, but the total number of general locations has decreased. I have also brought out the spreadsheet that we sent out to you, in advance, to be distributed on a flash drive regarding the updated locations as well.”

Speaker Armstead: “Are there any further questions? Delegate Nelson.”

Delegate Nelson: “Just very quickly. Thank you, Mr. Speaker. I appreciate the information you have included in the packets. It’s interesting that the per terminal bid varied between \$2,000.00 to a high of and \$7,500.00. Can you quickly explain why there was such a high difference?”

Danielle Boyd: “Well, I can’t say empirically without any data, but I think that what happened was that in 2010 when we bid out all of these permits, it was very competitive. And, the number of permits we bid out was reduced from the first ten year period. People were used to bidding at much higher rates than they had in the first ten years. And, so, I think it was a product of that, and also, when the Commission authorized the bid, they did it in such a way that if we had somewhere between 1500 and 1800 permits that we could have bid out, but they authorized us to bid out 750. And, that was so that it would encourage people to at least bid a little more than the minimum bid of \$2,000.00. And, we didn’t really know what the demand was going to be for those permits. But, we were pleased to see that the 587 of those 750 were bid out. But, really, in hindsight, every bidder could have bid just that plain \$2,000.00 minimum rate and received those permits. But, I think it was that people wanted to make sure that they got these two extra permits, and some of them went very high, similar to what they did in the 2010 re-bid.”

Delegate Nelson: “How is the minimum set?”

Danielle Boyd: “The minimum was set... We looked at the re-route in 2010, and, per statute, the Commission sets the minimum bid and it had to be over a certain threshold. I believe it is over \$1,000.00, but I would have to verify that. So, they looked at the first round in 2010 and I believe that the minimum bid in that round was \$3,000.00 or \$4,000.00. So, given that it was halfway through the permit period, they set it at a few thousand dollars.”

Delegate Nelson: “And, these machines are due to be re-bid in?”

Danielle Boyd: “2021.”

Delegate Nelson: “I think that’s all I have.”

Speaker Armstead: “Delegate Shott?”

Delegate Shott: “Thank you Mr. Speaker. It looks like there were 163 that you did not receive bids on, is that right?”

Danielle Boyd: “Yes, that’s correct.”

Delegate Shott: “What happens between now and... is there any authority to say, well, I will pay the minimum for a permit. Can they get that permit or are they basically frozen until the next cycle?”

Danielle Boyd: “They are essentially frozen until that cycle of bidding. At anytime, the Commission can authorize an additional bid. Actually, the first ten years, the Limited Video Lottery was operating...the bidding actually occurred in cycles throughout that ten year period. But, as of right now, there are no immediate plans to do any additional bidding of those permits. When the Commission voted on how they were going to those bids pursuant to HB3106, they did authorize a match bid round. And, so, if we would have received more bids than 750, anyone who bid and was not a successful bidder would have matched the top bid. But, because we did not meet that threshold, there was not a match bid round option. So, essentially it is frozen until 2021, unless the bidding is otherwise authorized.”

Delegate Shott: “So, including the 163, how many authorized permits are still available that the Commission could bid out? You said, 750 was less than the available number, is that correct?”

Danielle Boyd: “Yes, that is correct and I do not have the exact number, but I know that we have a little over 7,000 total permits that have been initiated and active. But, there are 9,000 total authorized permits that could be issued. There is at least 1,500, but I can follow-up on that exact number for you, after the meeting.”

Delegate Shott: “Did you notice any appreciable difference in demand this time, as a result of extending an authorization by the Legislature that passed?”

Danielle Boyd: “We were very encouraged by the demands for it. We just weren’t sure how many people were going to go ahead and make that investment right now with only four years left in the permit period. It also came at a time when there are some fairly significant costs for some of the bigger operators resulting from the conversion of our video lottery’s essential system to the central system with regard to the purchase of equipment. So, on top of the fact that in May, when the annual permit renewal fees are due, a \$1,000.00 per terminal, it was just a few months after that that they had just paid for the renewal of the permits on top of the conversion. We were encouraged that average bid was \$3,097.00, with almost \$2,000.00 over the minimum. And, we have seen the impact of the Bill, and in practice, what we anticipated that we would see the machines moved to the high performing locations. And, the lower performing locations, we would see a reaction to that.”

Delegate Shott: “Thank you.”

Speaker Armstead: “Any further questions? If not, thank you.”

Danielle Boyd: “Thank you.”

Speaker Armstead: “Next, we have Jeffrey Green, Deputy UI Director for Workforce West Virginia. Would you come to the podium in regard to the Workforce West Virginia Unemployment Compensation Trust Fund Report?”

Jeffrey Green: “Yes. Thank you, Mr. Speaker, Mr. President and Members of the Committee. As of the closeout of September, the trust fund balance is sitting at \$85,848,793. I think that this is on target. I think that at the end of this year, we will close out at around \$93M this year. If you have any questions as Deputy Commissioner I will do my best to answer any questions.”

Speaker Armstead: “Any questions for Mr. Green? If not, thank you very much.”

Jeffrey Green: “Thank you.”

Speaker Armstead: “Next, we have the monthly reports from PEIA, BRIM, and Real Estate Report. Secretary Myers, Department of Administration is here.”

John Myers: “Thank you, Mr. Speaker, Mr. President and Members of the Committee. My name is John Myers, Secretary of Administration. We have provided reports in your packets from PEIA, BRIM, and the Real Estate Division. The staff from each of those agencies is here to answer any questions you may have.”

Speaker Armstead: “Are there any questions for Secretary Myers? If not, thank you very much. Next, we have the Department of Health and Human Resources Medicaid and Medicaid Waiver Report. Ms. Cynthia Beane, Commissioner is here.”

Cynthia Beane: “Hello, Cynthia Beane, Commissioner for Medical Services DHHR. I am here to answer any questions you may have on any of the reports submitted in your packets this morning.”

Speaker Armstead: “Delegate Boggs.”

Delegate Boggs: “No surprise. Thank you, Mr. Speaker and thank you Cindy for being here as always. Over the last couple meetings we have talked about the reduction procedure in 2021 and 2022?”

Cynthia Beane: “Five-year period.”

Delegate Boggs: “Five-year period for reduction in the spots for the AD Waiver Program

correct? You mentioned earlier, the fact that the IDD Waiver was not going to be changed. Is that still the case?”

Cynthia Beane: “Yes, that is absolutely the case. We have a Federal Court Order, a settlement (INAUDIBLE) on each case, which essentially set the slot number for that particular case. We can increase the slots but we are not permitted to reduce those slots.”

Delegate Boggs: “Okay. And, I know the budget is beginning to work for the next fiscal year right now as far as plans. Is the plan in the AD Program...I understood you to say that you are anticipating the same amount of money, but because of inflation, there wouldn't be as many slots?”

Cynthia Beane: “Right, so, with the line item for the AD Single Waiver Program, there is not an increase in the funds in that line item. So, if medical inflation does go up, we decrease the slots accordingly. But, as additional funds become available, in the past, the Legislature has attributed more funds to that particular line, and we can of course add slots.”

Delegate Boggs: “Is there any anticipation that the Agency will request more funds? Because, I believe that every year that I have been here, that we have always provided everything that has been requested and some times, even more.”

Cynthia Beane: “Basically, we would look at where the budget is, where we are at with our funding, if we have savings elsewhere, if we need to request more funds. Those kinds of things.”

Delegate Boggs: “Are you planning for any increases in payments for the providers? Because, when we talk about inflation, and I know that providers are experiencing inflation, but yet, I do not know of any plans, at least the individuals that I have talked to, are aware of any... I mean, basically, they have been eating the inflation on that level, and there is nothing that is tax exempt for them, to help them cover that. So, when we talk about medical inflation, what are we talking about here?”

Cynthia Beane: “We are not planning any provider rate increases Delegate Boggs, but I would be remiss if I didn't tell you that if I have different provider groups come to the Medicaid Agency, publicly on a monthly basis, asking for rate increases, at a time when the budget is so tight, we are not in a place where we can give rate increases. So, when we are talking about medical inflation on the AD Medical Waiver Program, it's not just those waiver services that those members cost. A person on the program also has medical services, hospitalizations, and other things that attribute to their cost as well.”

Delegate Boggs: “But, would they be receiving those whether they were in a nursing home? There is a lot of people, I am sure, that maybe are on State Medicaid that are still...but unable to stay in their own home.”

Cynthia Beane: “So, the AD Program is different than the IDD Program. So, like in the IDD Program, most of those individuals that are on the wait list for that program are currently a Medicaid recipient. A lot of people on the AD Program until they actually get the waiver program slot, they are not on the Medicaid roll. They are on the Medicare’s roll, but not on the Medicaid roll. So, as far as their costs for hospitalizations and those types of things, until they get the waiver slot, they are not costing the Medicaid Agency additional dollars.”

Delegate Boggs: “So, if what I’m hearing is that there is some inflation, while DHHR is having to deal with some of the inflation, it sounds like most of the inflation is having to be dealt with by the agencies with no additional funding. So, that can’t be one of the contributing factors to producing the slots, is that correct?”

Cynthia Beane: “The medical inflation, when I’m talking about medical inflation, it is the total cost of care for that individual. So, that individual, let’s say for one year, I don’t have the numbers in front of me, but, I can get them for you, Delegate Boggs. So, one year the individual is costing on the average of \$25,000.00 a year, the next year it might be \$26,000.00 a year. So, that’s the inflationary factor that’s built in. But, as far as the rates for the providers, and I think that is where your question is going, there’s not going to be an increase in those rates. So, the inflationary factor can be a number of things. It can be their medical services. It could be their level of services. Somebody who may at one time that may have only been receiving 70 hours of care in the home at a level A, is now a level D, and additional hours in the care of the home may be required. So, that’s contributing to their inflation, not the cost or the rate of the provider.”

Delegate Boggs: “Well, some of the providers have mentioned the fact that with the reduction in slots, the funding is certainly not going to them, because I know that they have been requesting a lot over the years. Of course, there are a lot of people requesting a lot of things, and there’s only so much money. I guess my concern is the fundamental problem that I have had over two decades. It is the fact that it still costs less to keep someone in their home than it does in a nursing home. And, I know that sometimes nursing homes, and I’m thankful for them, because you reach a point that a nursing home may be the only option. But, the problem that I have, and a lot of people around the state have, at a time when we are trying to save a lot of money, and we are trying to be good stewards of tax payer money it seems like... and first and foremost...that taking care of the people we represent, the most vulnerable in our society, why are we not making more of an effort to keep them in their homes at a lower cost than we are? Because if you are eligible for this program, you are also eligible... you are nursing home eligible, is that correct?”

Cynthia Beane: “You are correct.”

Delegate Boggs: “Okay. I just want to get that out. So, when we look at that, not just as an agency, but as a Legislature, how can we do what is best in the interest of the people we represent...the most vulnerable people that need that, save money, but still preserve

the needed nursing home base?”

Cynthia Beane: “So, if you are one of those vulnerable people that you are talking about that is Medicaid eligible, we have a safety net program that is community based program, called Personal Care and they can receive that in their home as well. But, they would have to already be on Medicaid. It is those individuals that are Medicare eligible that are not Medicaid eligible that do not have that additional safety net program. But, there is a safety net program for Medicaid individuals in the community to keep them out of the nursing home as well, if they are Medicaid eligible at that time.”

Delegate Boggs: “Well, I know that you all are working hard. Mr. Speaker and Mr. President, I would just hope that we could, in these tight times, that we have financially, that we could do everything we can. I don’t know whether we form a committee, a committee to keep people from falling through the cracks, or whatever you want to call it, but, this is a problem. This is a need. It’s not in one county, it’s not in one area but it’s all over the State of West Virginia. I know that I am feeling like I am beating a dead horse here on this, but, it’s not just people today. It’s going to be us, our parents, our grandparents, and it’s going to go on and on. And, we just really need to, I believe, and Cindy I thank you for always being so kind and answer the questions. But, I really think that other than answering these questions, we really need to look at this very, very closely and find out if there are opportunities that we can keep people in their homes versus going to a nursing home. I mean, just for their own well-being. Until that time when a home environment is no longer feasible. You know, you can’t just convert a home into a nursing home. And, when people need skilled care, when they need that level of care, we just got to work on that continuum of care for our citizens. When that continuum of care should start in the home. So, thank you all for indulging me. Cindy, thank you, and that’s all I have for today, until next month.”

Speaker Armstead: “That’s something that we might want to talk to our health committee chairs about possibly incorporating into their agendas, because, I believe that would fall within the scope or their purview of those committees. This might be something we can take a look at during Interims over the next few months.”

Delegate Boggs: “I would appreciate that and I know that the Finance Chair has always had a very sympathetic ear and a helpful ear on this. I know he has worked very diligently, as I know I did on this, as others have in the past. It’s a real need and I think that we have baby boomers coming on. It will reach a point, correct me if I’m wrong, Cindy...it will reach a point that it will level off and the numbers will go the other way. But, for right now, we are still on that climb upward.”

Cynthia Beane: “I have elderly parents. And, that’s certainly the goal of the Department.”

Delegate Boggs: “Well, thank you Mr. Speaker.”

Speaker Armstead: “Are there any further questions? Senator Blair.”

Senator Blair: “Mr. Speaker, I just want to follow up on Delegate Bogg’s question regarding one thing. Is there any data out there that can demonstrate how many people are in a nursing home that could be in this program? Is that available anywhere or can somebody figure that out?”

Cynthia Beane: “So, we do have a program called the Money Follows the Person Program. And, that program is particularly for individuals that are in nursing homes that could come out on our three day support. And, I can certainly provide that report to the Legislature. I don’t have the numbers with me, but I think there have been about 200 people that were formally in nursing homes over the course of the grant that we have been able to bring out to the community and bring back home, so that they can have in-home support.”

Senator Blair: “I didn’t expect you to have it, but I hope that you could provide it later.”

Cynthia Beane: “Sure. We can provide a report on that.”

Senator Blair: “Thank you. Thank you, Mr. Speaker.”

Speaker Armstead: “Any further questions for Commissioner Beane? If not, thank you Commissioner. Next, we have the CHIP’s report. Stacey Shamblin, Acting Director, WV CHIP.”

Stacey Shamblin: “Good morning Mr. Speaker, Mr. President and Members of the Committee. If you have had the chance to review your reports, if you have any questions, I would be happy to answer any questions for you.”

Speaker Armstead: “Are there any questions for Director Shamblin? Delegate Shott.”

Delegate Shott: “Thank you Mr. Speaker. What is the status in Washington? Do you have any more information other than what we read in the paper? I’m sure everyone is on pins and needles.”

Stacey Shamblin: “Actually, I don’t. There is a bill in the House and a bill in the Senate. I believe that they voted and it passed the Committee, but they have not brought it out to the Floor yet. They certainly do mirror each other on the financial side.”

Delegate Shott: “What is the plan on what is going to occur before the expiration? I know we are talking about, what, \$6M dollars?”

Stacey Shamblin: “Right. Well, we do have a short term scale plan with CMS that we are working on now. I will tell you that we will project a federal study in April. That projection is being published. But, I will caution you that that projection doesn’t take into

account the runout plans. So, our shut-down would occur before April and we are still trying to follow up on those cases.”

Delegate Shott: “Thank you.”

Speaker Armstead: “Are there any further questions from the Committee? If not, thank you. Next, we have the Investment Management Board Distribution Report by Executive Director, Craig Slaughter. Mr. Slaughter.”

Craig Slaughter: “Ladies and Gentleman, I am Craig Slaughter, Executive Director. You should have the August 31st report in your packet. So, the first two months of the fiscal year, we are up about two and a half percent. September was also a pretty good month, so I expect for us to be up in the first quarter about 3 1/2 percent. I had a correction for the fiscal year June 30, 2017, report. I believe the last time we heard numbers it was about 15.4%. Those were preliminary numbers and then we finalized...we go into a lot more debt during the fiscal year reports because they go into the annual reports and financial reports and so forth. So, the finalized numbers are 15.8%, so that’s improved about 40 basis points. That’s great news and that’s a great return. Across the country, I think it stands out. That being said, I always want to have a caveat. After you have had great returns like that, you always got to think about what is next. As you all well know, we have had a... although a modest expansion, it’s been very long. The world works in cycles, and in the near term, I think you should fully expect a recession of some kind and a downturn in the market. I can’t predict when that will come. Two worse case scenarios that kind of bifurcate the potentials are stagflation or deflation. Both of those scenarios are possible. I am not predicting either one, but those are the things we worry most about.”

Speaker Armstead: “Are there any questions of Mr. Slaughter? Delegate Nelson.”

Delegate Nelson: “Thank you Mr. Speaker. Thank you, Craig. I was looking at these one year number reports. The one year performance number is fantastic. How do we compare with other states? Do you ever look at other states in terms and compare those to West Virginia?”

Craig Slaughter: “I do. And, for the fiscal year 2017... I know that most states do. I haven’t actually seen a survey of every single one of them, because there are often reporting requirements or reporting deficiencies. So, some states do not always report them. But, as far as I know, we are the best performing state in the country. Most are around 12 1/2 to 13. And, then, over ten years we are at the top 20% of states as it comes to reporting requirements.”

Delegate Nelson: “One other follow-up question. You gave us some cautionary words about the future markets. Can you briefly enlighten us as to how your Board or investment advisors are looking toward the future in regard to potential changes to your investment strategy?”

Craig Slaughter: “Yes. I was going to say that, but I forgot. I am glad that you brought that up. Given the concerns we have, we have done a couple of things in our portfolio. One, which is something we have been doing for quite some time is to keep the duration short on fixed income. If you expect rising rates, you want to keep your maturities on the lower end of the spectrum, so that you can re-balance as the rates go up. The other thing that we are doing, if we think there is more risk on the downside than there is potential gain on the upside, we reduced our equity allocation, which will happen over the next few years. It’s not something we would do overnight, but we are gradually reducing our equity allocation by 5% and replacing it with private credit structures and investments, usually backed by real estate primarily. The key feature of those is one; it is relatively short term, basically three to five year notes, that you are still not extending your duration out too long. But, more importantly, they are all a variable rate. But, as rates rise, the return would rise with it. The key to doing these things in the private markets is the credit analysis. And, we think that with our experience in our private asset classes, that we have the experience to do that and feel pretty good about where we are going. We have already made a few investments and we think that will turn out pretty well.”

Delegate Nelson: “Thanks, Craig. Thank you, Mr. Speaker.”

Speaker Armstead: “Do we have any more questions for Mr. Slaughter? If not, thank you.”

Craig Slaughter: “Thank you, gentlemen.”

Speaker Armstead: “Next, we have Workers Compensation Report, Andrew Pauley, Deputy Commissioner.”

Andrew Pauley: “Mr. President, Mr. Speaker, Andrew Pauley, Deputy Commissioner. You have the reports in your packets which is the information that submit and I would be happy to answer any questions.”

Speaker Armstead: “Are there any questions for Mr. Pauley? If not, thank you very much. The Board of Treasury Report is in your packets. Is there any further business to come before the Committee? Senator Plymale.”

Senator Plymale: “Thank you, Mr. Speaker. I would like to make a request. I know that there have been quite a few grants that have been allocated by Agriculture and I would like to have a review of those grants and where those are in the state for our next meeting. Just where they are disbursed and sort of a brief description of them, including a map showing those.”

Speaker Armstead: “Alright. We will make that request and try to find that information.”

Senator Plymale: “Thank you.”

Speaker Armstead: “Any further business to come before the Committee? If not, I recognize President Carmichael.”

President Carmichael: “Mr. President, I move that we adjourn.”

Speaker Armstead: “President Carmichael moves that we adjourn. All those in favor say aye, those opposed no. The ayes appear to have it, the ayes do have it, I declare the meeting adjourned.”

WEST VIRGINIA LEGISLATURE

Office of the Legislative Auditor



*Budget Division
Building 1, Room 314-West Wing
1900 Kanawha Blvd. East
Charleston, WV 25305-0590*

304-347-4870

November 4, 2017

Executive Summary WV Lottery, Unemployment Trust, General Revenue and State Road Fund

- West Virginia Lottery as of September 30, 2017:
Gross profit for July 2017 - June 2018 was \$124 million.
- West Virginia Unemployment Compensation Fund as of September 30, 2017:
Total disbursements were \$23.7 million lower than last fiscal year. Overall ending trust fund balance was \$37.6 million higher on September 30, 2017, than on September 30, 2016.
- General Revenue Fund as of October 31, 2017:
The general revenue collections ended the fourth month of fiscal year 2017-2018 at 99.5% of the estimate for the year.
- State Road Fund as of October 31, 2017:
The state road fund collections ended the fourth month of fiscal year 2017-2018 at 108.1 % of the estimate for the year.

WEST VIRGINIA LEGISLATURE
Office of the Legislative Auditor



*Budget Division
Building 1, Room 314-West Wing
1900 Kanawha Blvd. East
Charleston, WV 25305-0590*

MEMORANDUM

To: Honorable Chairmen and Members of the Joint Committee on
Government and Finance

From: William Spencer, CPA
Director Budget Division
Legislative Auditor's Office

Date: November 04, 2017

Re: Review of West Virginia Lottery Financial Information
As of September 30, 2017

We performed an analysis of the Statement of Revenues, Expenses and Changes in Fund Net Position for September 30, 2017, from monthly unaudited financial reports furnished to our office by the West Virginia Lottery Commission. The results are as follows:

Lottery Revenues:

Gross lottery revenues are receipts from on-line games, instant games, table games and video lottery. These gross receipts totaled \$276 million for July - September 2017. Table games accounted for \$9 million of this total. Historic Resort Hotel video lottery and table games accounted for \$1.6 million of total gross receipts. Gross lottery revenue has decreased by 7% when compared with July - September of fiscal year 2016-2017. This number does not include commission and prize deductions. Gross profit (gross revenues minus commissions and prize costs) for July - September 2017 was \$124 million; for July - September of last fiscal year it was \$124.7 million. Expressed as a percentage, gross profit is 6% lower for fiscal year 2018 than for fiscal year 2017.

Lottery continued

Operating Transfers to the State of West Virginia:

A total of \$119,685,000.00 has been accrued to the state of West Virginia for fiscal year 2017-2018. This is on an accrual basis and may not correspond to the actual cash transfers made during the same time period. Amount owed to the different accounts according to the Lottery Act are calculated monthly and accrued to the state; actual cash transfers are often made based upon actual cash flow needs of the day-to-day operation of the lottery.

A schedule of cash transfers follows:

State Lottery Fund:

Bureau of Senior Services	\$45,976,000.00
Community and Technical College	\$1,499,000.00
Department of Education	\$11,590,000.00
Library Commission	\$7,353,000.00
Higher Education-Policy Commission	\$4,489,000.00
Tourism	\$3,853,000.00
Department of Natural Resources	\$1,983,000.00
Division of Culture and History	\$2,673,000.00
Department of Education and Arts	\$611,000.00
General Revenue Fund	\$0.00
Economic Development Authority	\$2,999,000.00
School Building Authority	\$5,400,000.00
<u>SUBTOTAL BUDGETARY TRANSFERS</u>	\$88,426,000.00

Lottery continued

Excess Lottery Fund

Economic Development Fund	\$5,697,000.00
Higher Education Improvement Fund	\$4,500,000.00
General Purpose Fund	\$9,364,000.00
Higher Education Improvement Fund	\$4,178,000.00
State Park Improvement Fund	\$720,000.00
School Building Authority	\$5,699,000.00
Refundable Credit	\$374,000.00
WV Racing Commission	\$288,000.00
WV DHHR	\$0.00
Teacher's Retirement Savings	\$0.00
Division of Human Services	\$26,900,000.00
WV Lottery Statutory Transfers	\$9,088,000.00
General Revenue	\$0.00
Excess Lottery Surplus	\$0.00
WV Infrastructure Council Fund	\$7,562,000.00
Total State Excess Lottery Revenue Fund	\$74,370,000.00

Total Budgetary Distributions:	\$162,796,000.00
Veterans Instant Ticket Fund	\$151,000.00
TOTAL TRANSFERS	*\$162,947,000.00

* CASH BASIS

Lottery continued

Total Accrued last FY 2017:	\$132,693,000.00
Total Cash Distributions FY 2018:	\$162,947,000.00
Applied to FY 2017:	\$132,693,000.00
Applied to FY 2018:	\$30,254,000.00
Accrued for FY 2018 as of September 30:	\$89,431,000.00



P.O. BOX 2067
CHARLESTON, WV 25327

PHONE: 304-558-0500
1-800-WVA-CASH

Jim Justice
Governor

Alan H. Larrick
Director

MEMORANDUM

TO: Joint Committee on Government and Finance
FROM: Alan H. Larrick, Director

A handwritten signature in blue ink, appearing to read "AHL", is written over the name "Alan H. Larrick" in the "FROM" field.

RE: Monthly Report on Lottery Operations
Month Ending September 30, 2017

DATE: October 16, 2017

This report of the Lottery operations is provided pursuant to the State Lottery Act.

Financial statements of the Lottery for the month ending September 30, 2017 are attached. Lottery revenue, which includes on-line, instant, video lottery sales, table games, and historic resort, was \$88,617,342 for the month of September.

Transfers of lottery revenue totaling \$37,439,215 made for the month of September to the designated state agencies per Senate Bill 160, Veterans Instant Ticket Fund, Racetrack Video Lottery Act (§29-22A-10), and the Racetrack Table Games Act (§29-22C-27). The amount transferred to each agency is shown in Note 10 on pages 18 and 19 of the attached financial statements.

The number of traditional and limited retailers active as of September 30, 2017 was 1,488 and 1,300 respectively.

A listing of the names and amounts of prize winners has been provided to the Clerk of the Senate, the Clerk of the House and Legislative Services.

If any member of the Committee has questions concerning the Lottery, please call me. Also if any members of the Legislature wish to visit the Lottery offices, I would be pleased to show them our facilities and discuss the Lottery with them.

AHL
Attachment

pc: Honorable Jim Justice, Governor
Dave Hardy, Cabinet Secretary – Dept. of Revenue
John Perdue, Treasurer
J. B. McCuskey, Auditor
Members of the West Virginia Lottery Commission

MEMORANDUM

TO: Joint Committee on Government and Finance
FROM: Alan H. Larrick, Director

RE: Monthly Report on Lottery Operations
Month Ending September 30, 2017

DATE: October 16, 2017

This report of the Lottery operations is provided pursuant to the State Lottery Act.

Financial statements of the Lottery for the month ending September 30, 2017 are attached. Lottery revenue, which includes on-line, instant, video lottery sales, table games, and historic resort, was \$88,617,342 for the month of September.

Transfers of lottery revenue totaling \$37,439,215 made for the month of September to the designated state agencies per Senate Bill 160, Veterans Instant Ticket Fund, Racetrack Video Lottery Act (§29-22A-10), and the Racetrack Table Games Act (§29-22C-27). The amount transferred to each agency is shown in Note 10 on pages 18 and 19 of the attached financial statements.

The number of traditional and limited retailers active as of September 30, 2017 was 1,488 and 1,300 respectively.

A listing of the names and amounts of prize winners has been provided to the Clerk of the Senate, the Clerk of the House and Legislative Services.

If any member of the Committee has questions concerning the Lottery, please call me. Also if any members of the Legislature wish to visit the Lottery offices, I would be pleased to show them our facilities and discuss the Lottery with them.

AHL
Attachment

pc: Honorable Jim Justice, Governor
Dave Hardy, Cabinet Secretary – Dept. of Revenue
John Perdue, Treasurer
J. B. McCuskey, Auditor
Members of the West Virginia Lottery Commission



WEST VIRGINIA LOTTERY

STATE OF WEST VIRGINIA

**FINANCIAL STATEMENTS
-UNAUDITED-**

September 30, 2017

WEST VIRGINIA LOTTERY

TABLE OF CONTENTS

	Page
STATEMENT OF NET POSITION.....	3
STATEMENTS OF REVENUES, EXPENSES AND CHANGES IN FUND NET POSITION.....	4
STATEMENTS OF CASH FLOWS	5
NOTES TO FINANCIAL STATEMENTS	6 – 22
SCHEDULE OF NET REVENUES.....	23

WEST VIRGINIA LOTTERY
STATEMENT OF NET POSITION
(In Thousands)
-Unaudited-

ASSETS	September 30, 2017	June 30, 2017
Current Assets:		
Cash and cash equivalents	\$ 105,509	\$ 156,550
Accounts receivable	31,649	27,533
Inventory	433	553
Other assets	<u>1,475</u>	<u>1,482</u>
Total Current Assets	<u>139,066</u>	<u>186,118</u>
Capital assets	55,752	55,732
Less accumulated depreciation and amortization	<u>(12,252)</u>	<u>(11,953)</u>
Net Capital Assets	<u>43,500</u>	<u>43,779</u>
Total Noncurrent Assets	<u>43,500</u>	<u>43,779</u>
Total Assets	<u>\$ 182,566</u>	<u>\$ 229,897</u>
Deferred outflows of resources	<u>\$ 2,795</u>	<u>\$ 2,795</u>
Total assets and deferred outflows	<u>\$ 185,361</u>	<u>\$ 232,692</u>
Current Liabilities:		
Accrued nonoperating distributions to the State of West Virginia	\$ 89,431	\$ 132,693
Estimated prize claims	15,793	15,621
Accounts payable	1,045	1,404
Other accrued liabilities	<u>25,706</u>	<u>29,588</u>
Total Current Liabilities	<u>131,975</u>	<u>179,306</u>
Deferred inflows	<u>\$ 367</u>	<u>367</u>
Net Position:		
Net Investment in capital assets	43,500	43,779
Unrestricted	<u>9,519</u>	<u>9,240</u>
Total Net Position	<u>53,019</u>	<u>53,019</u>
Total net position, liabilities, and deferred inflows	<u>\$ 185,361</u>	<u>\$ 232,692</u>

The accompanying notes are an integral part of these financial statements.

WEST VIRGINIA LOTTERY
STATEMENTS OF REVENUES, EXPENSES AND CHANGES IN FUND NET POSITION
FOR THE THREE MONTH PERIOD ENDED SEPTEMBER 30, 2017

(In Thousands)

-Unaudited-

	CURRENT MONTH		YEAR TO DATE	
	2018	2017	2018	2017
Lottery revenues				
On-line games	\$ 5,340	\$ 5,343	\$ 23,190	\$ 20,072
Instant games	6,819	7,095	22,589	23,463
Racetrack video lottery	43,754	44,416	132,879	137,657
Limited video lottery	29,339	28,856	86,704	84,663
Table games	2,785	3,541	9,036	10,852
Historic resort	581	530	1,620	1,228
	<u>88,618</u>	<u>89,781</u>	<u>276,018</u>	<u>277,935</u>
Less commissions				
On-line games	366	380	1,613	1,398
Instant games	477	497	1,581	1,642
Racetrack video lottery	24,006	24,368	72,903	75,525
Limited video lottery	14,376	14,139	42,485	41,485
Table games	1,181	1,501	3,831	4,600
Historic resort	287	269	928	603
	<u>40,693</u>	<u>41,154</u>	<u>123,341</u>	<u>125,253</u>
Less on-line prizes	2,660	2,951	11,658	10,370
Less instant prizes	4,485	4,651	14,833	15,398
Less ticket costs	83	94	312	384
Less vendor fees and costs	409	623	1,874	1,824
	<u>7,637</u>	<u>8,319</u>	<u>28,677</u>	<u>27,976</u>
Gross profit	<u>40,288</u>	<u>40,308</u>	<u>124,000</u>	<u>124,706</u>
Administrative expenses				
Advertising and promotions	398	614	1,449	1,684
Wages and related benefits	1,105	1,167	2,540	2,577
Telecommunications	73	213	187	359
Contractual and professional	502	575	1,120	1,151
Rental	24	33	81	102
Depreciation and amortization	100	108	299	325
Other administrative expenses	159	138	411	500
	<u>2,361</u>	<u>2,848</u>	<u>6,087</u>	<u>6,698</u>
Other Operating Income	<u>752</u>	<u>595</u>	<u>3,130</u>	<u>1,494</u>
Operating Income	<u>38,679</u>	<u>38,055</u>	<u>121,043</u>	<u>119,502</u>
Nonoperating income (expense)				
Investment income	79	77	405	225
Distributions to municipalities and counties	(575)	(566)	(1,699)	(1,660)
Distributions -capital reinvestment	(17)	(17)	(64)	(36)
Distributions to the State of West Virginia	(38,166)	(37,549)	(119,685)	(118,031)
	<u>(38,679)</u>	<u>(38,055)</u>	<u>(121,043)</u>	<u>(119,502)</u>
Net income	<u>-</u>	<u>-</u>	<u>-</u>	<u>-</u>
Net position, beginning of period	<u>53,019</u>	<u>51,753</u>	<u>53,019</u>	<u>51,753</u>
Net position, end of period	<u>\$ 53,019</u>	<u>\$ 51,753</u>	<u>\$ 53,019</u>	<u>\$ 51,753</u>

The accompanying notes are an integral part of these financial statements.

WEST VIRGINIA LOTTERY
STATEMENTS OF CASH FLOWS
FOR THE THREE MONTH PERIOD ENDED SEPTEMBER 30, 2017

(In Thousands)

-Unaudited-

	2018	2017
Cash flows from operating activities:		
Cash received from customers and other sources	\$ 275,032	\$ 277,351
Cash payments for:		
Personnel costs	(2,541)	(2,539)
Suppliers	(3,599)	(4,128)
Other operating costs	(150,215)	(157,846)
Cash provided by operating activities	<u>118,677</u>	<u>112,838</u>
Cash flows from noncapital financing activities:		
Nonoperating distributions to the State of West Virginia	(162,947)	(180,664)
Distributions to municipalities and counties	(1,671)	(1,637)
Distributions to racetrack from racetrack cap. reinv. fund	(5,477)	(7,927)
Cash used in noncapital financing activities	<u>(170,095)</u>	<u>(190,228)</u>
Cash flows from capital and related financing activities:		
Purchases of capital assets	<u>(20)</u>	<u>(68)</u>
Cash flows from investing activities:		
Investment earnings received	<u>397</u>	<u>222</u>
Increase (decrease) in cash and cash equivalents	(51,041)	(77,236)
Cash and cash equivalents - beginning of period	<u>156,550</u>	<u>166,621</u>
Cash and cash equivalents - end of period	<u>\$ 105,509</u>	<u>\$ 89,385</u>
Reconciliation of operating income to net cash provided by operating activities:		
Operating income	\$ 121,043	\$ 119,502
Adjustments to reconcile operating income to cash provided by operating activities:		
Depreciation and amortization	299	325
Changes in operating assets and liabilities:		
(Increase) decrease in accounts receivable	(4,116)	(2,078)
(Increase) decrease in inventory	120	(249)
(Increase) decrease in other assets	15	193
Increase (decrease) in estimated prize claims	172	(1,051)
Increase (decrease) in accounts payable	(359)	(434)
Increase (decrease) in other accrued liabilities	1,503	(3,370)
Cash provided by operating activities	<u>\$ 118,677</u>	<u>\$ 112,838</u>

The accompanying notes are an integral part of these financial statements.

WEST VIRGINIA LOTTERY
NOTES TO FINANCIAL STATEMENTS
-Unaudited-

NOTE 1 - LEGISLATIVE ENACTMENT

The West Virginia Lottery (Lottery) was established by the State Lottery Act (Act) passed April 13, 1985, which created a special fund in the State Treasury designated as the “State Lottery Fund.” The purpose of the Act was to establish and implement a state-operated lottery under the supervision of a state lottery commission (Commission) and a director. The Commission, consisting of seven members and the Director are appointed by the Governor. Under the Act, the Commission has certain powers and the duty to establish rules for conducting games, to select the type and number of gaming systems or games and to enter into contracts and agreements, and to do all acts necessary or incidental to the performance of its duties and exercise of its power and duty to operate the Lottery in a highly efficient manner. The Act provides that a minimum annual average of 45% of the gross amount received from each lottery shall be allocated for prizes and also provides for certain limitations on expenses necessary for operation and administration of the Lottery. To the extent available, remaining net profits are to be distributed to the State of West Virginia. As the State is able to impose its will over the Lottery, the Lottery is considered a component unit of the State and its financial statements are presented in the comprehensive annual financial report of the State as a blended proprietary fund component unit.

NOTE 2 - SUMMARY OF SIGNIFICANT ACCOUNTING POLICIES

A summary of the significant accounting policies of the Lottery is presented below.

BASIS OF PRESENTATION – The West Virginia Lottery is a component unit of the State of West Virginia, and is accounted for as a proprietary fund special purpose government engaged in business type activities. In accordance with Governmental Accounting Standards Board (GASB) Statement No. 34, “Basic Financial Statements and Management’s Discussion and Analysis for State and Local Governments,” and with accounting principles generally accepted in the United States of America, the financial statements are prepared on the accrual basis of accounting which requires recognition of revenue when earned and expenses when incurred. As permitted by Governmental Accounting Standards Board (GASB) Statement No. 20, “*Accounting and Financial Reporting for Proprietary Funds and Other Governmental Entities That Use Proprietary Fund Accounting*,” the Lottery has elected not to adopt Financial Accounting Standards Board (FASB) statements and interpretations issued after November 30, 1989 unless the GASB specifically adopts such FASB statements or interpretations.

The Lottery is included in the State’s basic financial statements as a proprietary fund and business type activity using the accrual basis of accounting. Because of the Lottery’s presentation in these financial statements as a special purpose government engaged in business type activities, there may be differences in presentation of amounts reported in these financial statements and the basic financial statements of the State as a result of major fund determination.

USE OF ESTIMATES – The preparation of the financial statements in conformity with accounting principles generally accepted in the United States of America requires management to make certain estimates and develop assumptions that affect the amounts reported in the financial statements and related notes to financial statements. Actual results could differ from management’s estimates.

WEST VIRGINIA LOTTERY
NOTES TO FINANCIAL STATEMENTS
-Unaudited-

NOTE 2 - SUMMARY OF SIGNIFICANT ACCOUNTING POLICIES (continued)

LOTTERY GAME OPERATIONS – The West Virginia Lottery derives its revenues from four basic types of lottery games: instant, on-line, video type games, and table games. The Lottery develops multiple game themes and prize structures to comply with its enabling legislation, including aggregate annual minimum prize provisions. All bonded retailers and agents comprised principally of grocery and convenience stores serve as the primary distribution channel for instant and on-line lottery sales to the general public.

The Lottery has contracted with a private vendor to manufacture, distribute, and provide data processing support for instant and on-line games. Under the terms of the agreements, the Lottery pays a percentage of gross revenues or gross profits for the processing and manufacture of the games.

Revenue from instant games is recognized when game tickets are sold to the retailers, and the related prize expense is recorded based on the specific game prize structure. Instant ticket sales and related prizes do not include the value of free plays issued for the purpose of increasing the odds of winning a prize.

Sales of on-line lottery tickets are made by licensed agents to the public with the use of computerized terminals. On-line games include POWERBALL®, a multi-state “jackpot” game; HOT LOTTO®, a multi-state “lotto” game; Mega Millions®, a multi-state “jackpot” game; Cash25 “lotto” game; Daily 3 and 4 “numbers” games; and Travel, a daily “keno” game. Revenue is recognized when the agent sells the tickets to the public. Prize expense is recognized on the basis of actual drawing results.

Commissions are paid to instant game retailers and on-line agents at the rate of seven percent of gross sales. A portion of the commission not to exceed one and one quarter percent of gross sales may be paid from unclaimed prize moneys. The amount paid from unclaimed prize moneys is credited against prize costs. In addition, retailers and agents are paid limited bonus incentives that include prize shares on winning tickets they sold and a ticket cashing bonus on winning tickets they cash. On a weekly basis, retailers and agents must remit amounts due to the Lottery. Retailers may not be able to order additional instant tickets if payment has not been made for the previous billing period, while an agent’s on-line terminal may be rendered inactive if payment is not received each week. No one retailer or agent accounts for a significant amount of the Lottery’s sales or accounts receivable. Historically credit losses have been nominal and no allowance for doubtful accounts receivable is considered necessary.

Video lottery is a self-activated video version of lottery games which is operated by an authorized licensee. The board-operated games allow a player to place bets for the chance to be awarded credits which can either be redeemed for cash or be replayed as additional bets. The coin operated games allow a player to use coins, currency, or tokens to place bets for the chance to receive coin or token awards which may be redeemed for cash or used for replay in the coin operated games. The video lottery games’ prize structures are designed to award prizes, or credits, at a stipulated rate of total bets played, and prize expense is netted against total video credits played. The Lottery recognizes as video lottery revenue “gross terminal income” equivalent to all wagers, net of related prizes. Amounts required by statute to be paid to the private and local government entities are reported as commissions. WV Lottery statutes have established specific requirements for video lottery and imposed certain restrictions limiting the licensing for operation of video lottery games to horse and dog racetracks in West Virginia (subject to local county elections permitting the same), limited licensed retailer areas restricted for adult amusement, and licensed historic resort hotels as defined by WV Code.

WEST VIRGINIA LOTTERY
NOTES TO FINANCIAL STATEMENTS
-Unaudited-

NOTE 2 - SUMMARY OF SIGNIFICANT ACCOUNTING POLICIES (continued)

The legislation further stipulates the distribution of revenues from video lottery games, and requires any video lottery licensee to be responsible for acquiring the necessary equipment and bearing the risk associated with the costs of operating and marketing the games.

Table games are lotteries as each game involves consideration, the possibility of a prize, and their outcome is determined predominantly by chance, which the common law of West Virginia has long held are the three essential elements of a lottery. Table games are the exclusive intangible intellectual property of the state of West Virginia. Table games legislation has established specific requirements for table games and imposed certain restrictions limiting the licensing for operation of table games to horse and dog racetracks in West Virginia (subject to local county elections permitting the same), and licensed historic resort hotels as defined by WV Code. Each licensee as an agent of the Lottery Commission to operate West Virginia table games shall have written rules of play for each table game it operates which must be approved by the Commission. All wagers and pay-offs of winning wagers shall be made according to those rules of play. For the privilege of holding a table games license, there is levied a privilege tax of thirty-five percent of each licensee's adjusted gross receipts for the operation of West Virginia Lottery table games. Amounts required by statute to be paid to private and local government entities are reported as commissions. The legislation further stipulates the distribution of revenues from West Virginia table games, and requires any licensee to be responsible for acquiring the necessary equipment and bearing the risk associated with the costs of operating and marketing the games.

CASH AND CASH EQUIVALENTS – Cash and cash equivalents primarily consist of interest-earning deposits in an external investment pool maintained by the West Virginia Board of Treasury Investments (BTI). The BTI pool is a 2a-7 like pool carried at amortized cost which approximates fair value of the underlying securities.

INVENTORY – Inventory consists of instant game tickets available for sale to approved Lottery retailers and is carried at cost as determined by the specific identification method.

OTHER ASSETS – Other assets consist of deposits restricted for payment of certain Multi-State Lottery Association activities and prepaid expenses.

CAPITAL ASSETS – The Lottery has adopted a policy of capitalizing assets with individual amounts exceeding \$25,000. These assets include leasehold improvements and purchased equipment, comprised principally of technology property, office furnishings and equipment necessary to administer lottery games, are carried at cost. Depreciation is computed by the straight-line method using three to ten year lives.

ADVERTISING AND PROMOTIONS – The Lottery expenses the costs of advertising and promotions as they are incurred.

COMPENSATED ABSENCES – The Lottery has accrued \$573,725 and \$569,988 of at June 30, 2017 and 2016, respectively, for estimated obligations that may arise in connection with compensated absences for vacation at the current rate of employee pay. Employees fully vest in all earned but unused vacation. To the extent that accumulated sick leave is expected to be converted to benefits on termination or retirement, the Lottery participates in another postemployment benefits plan (see Note 16).

**WEST VIRGINIA LOTTERY
NOTES TO FINANCIAL STATEMENTS
-Unaudited-**

NOTE 2 - SUMMARY OF SIGNIFICANT ACCOUNTING POLICIES (continued)

NET POSITION – Net position is presented as restricted, unrestricted and net investment in capital assets which represent the net book value of all property and equipment of the Lottery. When an expense is incurred for purposes for which both restricted and unrestricted net position are available, restricted resources are applied first.

OPERATING REVENUES AND EXPENSES – Operating revenues and expenses for proprietary funds such as the Lottery are revenues and expenses that result from providing services and producing and delivering goods and/or services. Operating revenues for the Lottery are derived from providing various types of lottery games. Operating expenses include commissions, prize costs, other direct costs of providing lottery games, and administrative expenses. All revenues and expenses not meeting this definition are reported as nonoperating revenues and expenses.

NOTE 3 - CASH AND CASH EQUIVALENTS

At September 30, 2017 the carrying amounts of deposits (overdraft) with financial institutions were \$435 thousand with a bank balance (overdraft) of \$511 thousand. Of this balance \$250 thousand was covered by federal depository insurance with the remaining balance collateralized with securities held by the State of West Virginia’s agent in the State’s name.

A summary of the amount on deposit with the West Virginia Board of Treasury Investments (BTI) is as follows (in thousands):

	September 30, 2017	June 30, 2017
Deposits with financial institutions	\$ 435	\$ 468
Cash on hand at the Treasurer's Office	15,146	17,239
Investments with BTI reported as cash equivalents	89,928	138,843
	\$ 105,509	\$ 156,550

The deposits with the BTI are part of the State of West Virginia’s consolidated investment cash liquidity pool. Investment income is pro-rated to the Lottery at rates specified by the BTI based on the balance of the deposits maintained in relation to the total deposits of all state agencies participating in the pool. Such funds are available to the Lottery with overnight notice.

WEST VIRGINIA LOTTERY
NOTES TO FINANCIAL STATEMENTS
-Unaudited-

NOTE 4 – CAPITAL ASSETS

A summary of capital asset activity for the month ended September 30, 2017 is as follows (in thousands):

Capital Assets:

	Historical Cost At June 30, 2017	Additions	Deletions	Historical Cost At September 30, 2017
Construction in Progress	\$ 1,350	\$ 20	\$ -	\$ 1,370
Buildings	46,207	-	-	46,207
Land	1,434	-	-	1,434
Equipment	6,741	-	-	6,741
	<u>\$ 55,732</u>	<u>\$ 20</u>	<u>\$ -</u>	<u>\$ 55,752</u>

Accumulated Depreciation:

	Historical Cost At June 30, 2017	Additions	Deletions	Historical Cost At September 30, 2017
Buildings	\$ 5,247	\$ 296	\$ -	\$ 5,543
Equipment	6,706	3	-	6,709
	<u>\$ 11,953</u>	<u>\$ 299</u>	<u>\$ -</u>	<u>\$ 12,252</u>

NOTE 5 - PARTICIPATION IN THE MULTI-STATE LOTTERY

The Lottery is a member of the Multi-State Lottery (MUSL), which operates the semi-weekly POWERBALL® jackpot lotto game, the HOT LOTTO® game, and the MEGA MILLIONS® jackpot game on behalf of participating state lotteries. MUSL is currently comprised of 33 member state lotteries, including the District of Columbia and the United States Virgin Islands. MUSL is managed by a Board of Directors, which is comprised of the lottery directors or their designee from each of the party states. The Board of Directors' responsibilities to administer the Multi-State Lottery Powerball, Hot Lotto, and Mega Millions games are performed by advisory committees or panels staffed by officers and independent contractors appointed by the board. These officers and consultants serve at the pleasure of the board and the board prescribes their powers, duties and qualifications. The Executive Committee carries out the budgeting and financing of MUSL, while the board contracts the annual independent audit. A copy of the audit may be obtained by writing to the Multi-State Lottery Association, 1701-48th Street, Suite 210, West Des Moines, Iowa 50266-6723.

Each MUSL member sells game tickets through its agents and makes weekly wire transfers to the MUSL in an amount equivalent to the total prize pool less the amount of prizes won in each state. Lesser prizes are paid directly to the winners by each member lottery. The prize pool for POWERBALL®, HOT LOTTO® and MEGA MILLIONS® is 50% of each drawing period's sales, with minimum jackpot levels. The Lottery's revenues and expenses from MUSL games participation for the month ended September 30, 2017 and fiscal year-to-date is as follows:

WEST VIRGINIA LOTTERY
NOTES TO FINANCIAL STATEMENTS
-Unaudited-

NOTE 5 - PARTICIPATION IN THE MULTI-STATE LOTTERY (continued)

<u>Revenues</u>	<u>Month</u>	<u>Y-T-D</u>
Powerball	\$ 2,218,239	\$ 12,496,660
Hot Lotto	579,962	1,686,109
Mega Millions	798,292	3,674,270
Total	\$ 3,596,493	\$ 17,857,039

<u>Expenses (Prizes)</u>	<u>Month</u>	<u>Y-T-D</u>
Powerball	\$ 1,109,416	\$ 6,248,853
Hot Lotto	290,032	843,238
Mega Millions	399,157	1,837,198
Total	\$ 1,798,605	\$ 8,929,289

MUSL places a percentage of game sales from each game in separate prize reserve funds that serve as a contingency reserve to protect the respective MUSL Product Groups from unforeseen prize liabilities. These funds can only be used at the discretion of the respective MUSL Product Group. Once the prize reserve funds exceed the designated limit, the excess becomes part of that particular prize pool. Prize reserve fund monies are refundable to MUSL Product Group members if the MUSL disbands or, after one year, if a member leaves the MUSL. The applicable sales percentage contribution as well as the reserve fund limit for the MUSL games is as follows:

	<u>PowerBall</u>	<u>Hot Lotto</u>	<u>Mega Millions</u>
Required Contribution (% of sales)	2%	3%	1%
Reserve Fund Cap	\$125,000,000	\$9,000,000	\$45,000,000

At September 30, 2017, the Lotteries share of the prize reserve fund balances were as follows:

Game	<u>Total Prize Reserve</u>	<u>Lottery Share</u>
Powerball	\$ 111,021,391	\$ 1,506,744
Hot Lotto	6,713,016	480,765
Mega Millions	39,562,495	541,564
Total	<u>\$ 157,296,902</u>	<u>\$ 2,529,073</u>

Lottery prize reserves held by the MUSL are invested according to a Trust agreement the Lottery has with MUSL outlining investment policies. The policies restrict investments to direct obligations of the United States Government, perfected repurchase agreements, and obligations issued or guaranteed as to payment of principal and interest by agencies or instrumentalities of the United States Government, and mutual funds of approved investments. The average portfolio maturity is never more than one year, except that up to one third

WEST VIRGINIA LOTTERY
NOTES TO FINANCIAL STATEMENTS
-Unaudited-

NOTE 5 - PARTICIPATION IN THE MULTI-STATE LOTTERY (continued)

of the portfolio may have an average maturity of up to two years. The maximum maturity for any one security does not exceed five years.

The interest earned on prize reserve fund monies is used to pay MUSL operating expenses and any amounts over and above that are credited to an unreserved fund. The Lottery records this as interest when earned. This fund had a balance of \$15,339,800 at September 30, 2017, of which the Lottery's share was \$1,408,772.

NOTE 6 - RACETRACK VIDEO LOTTERY

The Racetrack Video Lottery legislation stipulates the distribution of racetrack video lottery revenues. This legislation has been amended since inception to restate revenue distribution based on revenue benchmarks and has been amended again by HB 101 as passed during the first extraordinary session of 2014. For a complete summary of the impacts of HB 101, see Note 11 titled "Summary Impact of Recent Legislation." Initially, four percent (4%) of gross terminal revenue is allocated for lottery administrative costs. Sixty-six percent (57%) of net terminal revenue (gross less 4%) is allocated in lieu of commissions to: the racetracks (46.5%); other private entities associated with the racing industry (8.7%); and the local county and municipal governments (2%). The remaining revenues (42.8%) of net terminal revenue is allocated for distribution to State as specified in the Racetrack Video Lottery Act or subsequent State budget, as described in the Note 10 titled "Nonoperating Distributions to the State of West Virginia."

The first benchmark occurs when the current year net terminal revenue meets the fiscal year 1999 net terminal revenue. The counties and incorporated municipalities split 50/50 the two percent (2%) net terminal revenue.

The second benchmark occurs when the current year gross terminal revenue meets the fiscal year 2001 gross terminal revenue. The four percent (4%) is no longer allocated for lottery administrative costs; instead the State receives this for distribution as specified by legislation or the State budget.

The final benchmark occurs when the current year net terminal revenue meets the fiscal year 2001 net terminal revenue. At this point a 10% surcharge is applied to net terminal revenue, with 58% of the surcharge allocated for distribution to the State as specified by legislation or the State budget, and 42% of the surcharge allocated to separate capital reinvestment funds for each licensed racetrack.

After deduction of the surcharge, 49% of net terminal revenue is allocated in lieu of commissions to: the racetracks (42%); other private entities associated with the racing industry (5%); and the local county and incorporated municipality governments (2%).

WEST VIRGINIA LOTTERY
NOTES TO FINANCIAL STATEMENTS
-Unaudited-

NOTE 6 - RACETRACK VIDEO LOTTERY (continued)

The remaining net terminal revenue (51%) is allocated for distribution to the State as specified in the Racetrack Video Lottery Act or subsequent State budget, as described in Note 10.

Amounts from the capital reinvestment fund may be distributed to each racetrack if qualifying expenditures are made within the statutory timeframe; otherwise amounts accumulated in the fund revert to the state excess lottery revenue fund.

The WV Lottery, along with the Ohio, Rhode Island, Maryland, and Delaware lotteries, participate in Multi-Jurisdictional Wide Area Progressive (MWAP) video games. This allows each of the lotteries to offer a higher progressive jackpot than they could generate alone. MUSL manages the progressive games and charges each participant a MWAP contribution fee of .74% of the amount wagered. A summary of racetrack video lottery revenues for the month ended September 30, 2017 and fiscal year-to-date follows (in thousands):

	Current Month		Year-to-Date	
	2018	2017	2018	2017
Total credits played	\$ 492,250	\$ 484,598	\$ 1,492,657	\$ 1,525,590
Credits (prizes) won	(441,607)	(434,271)	(1,339,358)	(1,368,479)
Promotional credits played	(6,886)	(5,903)	(20,411)	(19,429)
MWAP Contributions	(3)	(8)	(9)	(25)
Gross terminal income	43,754	44,416	132,879	137,657
Administrative costs	(1,750)	(1,777)	(5,315)	(5,506)
Net Terminal Income	42,004	42,639	127,564	132,151
Less distribution to agents	(24,006)	(24,368)	(72,903)	(75,525)
Racetrack video lottery revenues	<u>\$ 17,998</u>	<u>\$ 18,271</u>	<u>\$ 54,661</u>	<u>\$ 56,626</u>

A summary of video lottery revenues paid or accrued for certain state funds to conform with the legislation follows (in thousands):

	September 30, 2017	Year-to-Date
State Lottery Fund	\$ 12,601	\$ 38,269
State Excess Lottery Revenue Fund	5,397	16,392
Capital Reinvestment Fund	-	-
Total nonoperating distributions	<u>\$ 17,998</u>	<u>\$ 54,661</u>

NOTE 7 - LIMITED VIDEO LOTTERY

Limited video lottery legislation passed in 2001 has established specific requirements imposing certain restrictions limiting the licensing for the operation of limited video lottery games to 9,000 terminals placed in licensed retailers. These licensed retailers must hold a qualifying permit for the sale and consumption on premises of alcohol or non-intoxicating beer. The Lottery has been charged with the administration, monitoring and regulation of these machines. The legislation further stipulates the distribution of revenues from the limited video lottery games, and requires any licensees to comply with all related rules and regulations of the Lottery in order to continue its retailer status. The Limited Video Lottery legislation

WEST VIRGINIA LOTTERY
NOTES TO FINANCIAL STATEMENTS
-Unaudited-

NOTE 7 - LIMITED VIDEO LOTTERY (continued)

stipulates that 2% of gross terminal income be deposited into the state lottery fund for administrative costs. Then, the state share percentage of gross profit is to be transferred to the State Excess Lottery Revenue Fund. Such percentage is between 30 and 50 percent and is subject to change on a quarterly basis. Two percent is distributed to counties and incorporated municipalities in the manner prescribed by the statute. The remaining amount of gross profit is paid to retailers and/or operators as prescribed in the Act, and is recorded as limited video lottery commissions in the financial statements. Municipal and county distributions are accounted for as nonoperating expenses.

A summary of limited video lottery revenues for the month ended September 30, 2017 and fiscal year-to-date follows (in thousands):

	Current Month		Year-to-Date	
	2018	2017	2018	2017
Total credits played	\$ 364,391	\$ 352,624	\$ 1,074,884	\$ 1,028,161
Credits (prizes) won	(335,052)	(323,768)	(988,180)	(943,498)
Gross terminal income	\$ 29,339	\$ 28,856	\$ 86,704	\$ 84,663
Administrative costs	(587)	(577)	(1,734)	(1,693)
Gross Profit	28,752	28,279	84,970	82,970
Commissions	(14,376)	(14,139)	(42,485)	(41,485)
Municipalities and Counties	(575)	(566)	(1,699)	(1,660)
Limited video lottery revenues	<u>\$ 13,801</u>	<u>\$ 13,574</u>	<u>\$ 40,786</u>	<u>\$ 39,825</u>

NOTE 8 – TABLE GAMES

Table Games legislation passed in 2007 per House Bill 2718. Table games include blackjack, roulette, craps, and various types of poker. Each racetrack licensee is subject to a privilege tax of thirty five percent (35%) of adjusted gross receipts which will be deposited weekly into the Racetrack Table Games Fund.

From the gross amounts deposited into the Racetrack Table Games Fund, the Commission, on a monthly basis shall:

Retain 3% of the adjusted gross receipts for administrative expenses of which at least \$100,000 and not more than \$500,000 annually will be transferred to the Compulsive Gambling Treatment Fund. Transfer two percent of the adjusted gross receipts from each licensed racetrack to the county commissions of the counties where racetracks with West Virginia Lottery table games are located. Transfer three percent of the adjusted gross receipts from each licensed racetrack to the governing bodies of municipalities within counties where racetracks with West Virginia Lottery table games are located as prescribed by statute. And transfer one-half of one percent of the adjusted gross receipts to the governing bodies of municipalities in which a racetrack table games licensee is located to be divided equally among the municipalities. The commission will distribute the remaining amounts, hereinafter referred to as the net amounts in the Racetrack Table Games Funds as follows:

WEST VIRGINIA LOTTERY
NOTES TO FINANCIAL STATEMENTS
-Unaudited-

NOTE 8 – TABLE GAMES (continued)

- 1) Transfer four percent into a special fund to be established by the Racing Commission to be used for payment into the pension plan for all employees of each licensed racing association;
- 2) Transfer ten percent, to be divided and paid in equal shares, to each county commission in the state where table games are not located;
- 3) Transfer ten percent, to be divided and paid in equal shares, to the governing bodies of each municipality in the state where table games are not located; and
- 4) Transfer seventy-six percent to the State Excess Lottery Revenue Fund.

The cash transferred to the State Excess Lottery Revenue Fund in the current month is included in Note 10- Nonoperating Distributions to the State of West Virginia. The table games adjusted gross receipts for the month and year ended September 30, 2017 were \$7,955,743 and \$25,817,042, respectively. The following table shows the month and year totals of the privilege tax and the accrued distributions (in thousands) to be transferred in the subsequent month:

	Current Month		Year-to-Date	
	2018	2017	2018	2017
Table Games Privilege Tax	\$ 2,785	\$ 3,541	\$ 9,036	\$ 10,852
Interest on Table Games Fund	3	2	10	5
Administrative costs	(239)	(304)	(775)	(930)
Total Available for Distribution	<u>2,549</u>	<u>3,239</u>	<u>8,271</u>	<u>9,927</u>
<u>Less Distributions:</u>				
Racetrack Purse Funds	179	228	581	698
Thoroughbred & Greyhound Development Funds	143	182	464	558
Racing Association Pension Plan	70	89	228	273
Municipalities/ Counties	789	1,002	2,558	3,071
Total Distributions	<u>1,181</u>	<u>1,501</u>	<u>3,831</u>	<u>4,600</u>
Excess Lottery Fund	<u>\$ 1,368</u>	<u>\$ 1,738</u>	<u>\$ 4,440</u>	<u>\$ 5,327</u>

WEST VIRGINIA LOTTERY
NOTES TO FINANCIAL STATEMENTS
-Unaudited-

NOTE 9 – HISTORIC RESORT HOTEL

In 2009, the Legislature passed Senate Bill 575 which permits video lottery and table games at a licensed historic resort hotel which is defined as “a resort hotel registered with the United States Department of the Interior as a national historic landmark in its National Registry of Historic Places having not fewer than five hundred guest rooms under common ownership and having substantial recreational guest amenities in addition to the gaming facility.”

Historic Resort Video Lottery

According to Senate Bill 575, thirty six percent (36%) of gross terminal income is allocated to Historic Resort Hotel Fund and seventeen percent (17%) of gross terminal income is allocated to the Human Resource Benefit Fund. The remaining forty-seven percent (47%) of gross terminal income is then subject to a ten percent (10%) surcharge which is allocated to separate capital reinvestment funds for each licensed historic resort hotel. The remaining forty-two and three-tenths percent (42.3%) of gross terminal income is retained by the historic resort hotel.

A summary of historic resort hotel video lottery revenues for the month ended September 30, 2017 and fiscal year-to-date follows (in thousands):

	<u>2018</u>	<u>2017</u>	<u>2018</u>	<u>2017</u>
Total credits played	\$ 6,347	\$ 5,361	\$ 21,595	\$ 13,776
Credits (prizes) won	(5,911)	(4,935)	(20,062)	(12,837)
Promotional credits played	(66)	(69)	(171)	(165)
Gross terminal income	<u>370</u>	<u>357</u>	<u>1,362</u>	<u>774</u>
Capital reinvestment	(17)	(17)	(64)	(36)
Excess Lottery Fund	(3)	(3)	(12)	(7)
Administrative costs	(20)	(19)	(73)	(42)
Hotel commissions	<u>(157)</u>	<u>(151)</u>	<u>(576)</u>	<u>(327)</u>
Net terminal income	173	167	637	362
Historic Resort Hotel Fund	110	106	405	230
Human Resource Benefit Fund	63	61	232	132

WEST VIRGINIA LOTTERY
NOTES TO FINANCIAL STATEMENTS
-Unaudited-

NOTE 9 – HISTORIC RESORT HOTEL (continued)

Historic Resort Table Games

Each historic resort hotel licensee is subject to a privilege tax of thirty five percent (35%) of adjusted gross receipts, of which thirty percent (30%) is deposited directly into the Historic Resort Hotel Fund and five percent (5%) is deposited directly into the Human Resource Benefit Fund. The historic resort hotel table games adjusted gross receipts for the month and year ended September 30, 2017 were \$602,040 and \$736,315, respectively.

The following table shows the month and fiscal year -to- date totals of the privilege tax and the accrued distributions (in thousands) to be transferred in the subsequent month:

	<u>2018</u>	<u>2017</u>	<u>2018</u>	<u>2017</u>
Table games privilege tax	\$ 211	\$ 173	\$ 258	\$ 454
Administrative Costs	<u>(27)</u>	<u>(22)</u>	<u>(33)</u>	<u>(58)</u>
Total Available for Distribution	184	151	225	396
Historic Resort Hotel Fund	154	126	188	331
Human Resource Benefit Fund	30	25	37	65

Historic Resort Hotel Fund

Of the monies deposited into the Historic Resort Hotel Fund, fifteen percent (15%) is allocated for lottery administrative costs. The remaining Historic Resort Hotel Fund net income (gross deposits less 15%) is distributed as follows:

- 1) Eighty-six percent (86%) is paid to the State Excess Lottery Revenue Fund;
- 2) Four percent (4%) is paid to the county where the gaming facility is located;
- 3) Two and one-half percent (2.5%) is paid to the municipality where the gaming facility is located as prescribed by statute;
- 4) Two and one-half percent (2.5%) is divided and paid in equal shares to the remaining municipalities in the county where the gaming facility is located;
- 5) Two and one-half percent (2.5%) is divided and paid in equal shares, to each county commission in the state where the gaming facility is not located;
- 6) Two and one-half percent (2.5%) is divided and paid in equal shares, to each municipality in the state not already receiving a distribution as described in item five (5) or item six (6) above.

A summary of Historic Resort Hotel Fund revenues and related distributions is as follows (in thousands):

	<u>Current Month</u>	<u>Year-to-Date</u>
Historic Resort Hotel Video Lottery	\$ 110	\$ 405
Historic Resort Table Games	154	188
Interest on Historic Resort Hotel Fund	-	1
Historic Resort Hotel Fund Net Income	<u>264</u>	<u>594</u>
Municipalities/ Counties	37	83
Excess Lottery Fund	227	511
Total Distributions	<u>\$ 264</u>	<u>\$ 594</u>

**WEST VIRGINIA LOTTERY
NOTES TO FINANCIAL STATEMENTS
-Unaudited-**

NOTE 10- NONOPERATING DISTRIBUTIONS TO THE STATE OF WEST VIRGINIA

The Lottery periodically distributes surplus funds, exclusive of amounts incurred and derived from limited video lottery and a portion of racetrack video lottery funds, to the State of West Virginia in accordance with the legislation. For the year ending June 30, 2018 the State Legislature budgeted \$146,410,008 of estimated profits of the Lottery for distributions to designated special revenue accounts of the State of West Virginia. With regard to the State Lottery Fund, legislation stipulates that debt service payments be given a priority over all other transfers in instances where estimated profits are not sufficient to provide for payment of all appropriated distributions. Debt service payments of \$1,800,000, \$1,000,000, and \$500,000 per month for the first ten months of each fiscal year currently have such priority. Transfers made pursuant to the State Excess Lottery Revenue Fund have similar requirements; currently payments are \$5,300,000 per month for the first ten months of each fiscal year. In addition, Legislation provides that, if in any month, there is a shortage of funds in the State Excess Lottery Revenue Fund to make debt service payments, the necessary amount shall be transferred from the State Lottery Fund to cover such shortfall, after the State Lottery Fund debt service payments have been made. Repayments to the State Lottery Fund are required to be made in subsequent months as funds become available. For the month ended September 30, 2017 the Lottery has accrued additional distributions of \$89,431,018. The Lottery is a non-appropriated state agency and therefore does not a budget adopted by the Legislature.

A summary of the cash distributions made to certain state agencies to conform to the legislation follows (in thousands):

<u>BUDGETARY DISTRIBUTIONS</u>	<u>September 30, 2017</u>	<u>Year-to-Date</u>
<u>State Lottery Fund:</u>		
Community and Technical College	\$ 500	\$ 1,499
Bureau of Senior Services	6,612	45,976
Department of Education	2,505	11,590
Library Commission	1,589	7,353
Higher Education-Policy Commission	970	4,489
Tourism	898	3,853
Natural Resources	429	1,983
Division of Culture & History	487	2,673
Department of Education & Arts	132	611
General Revenue Fund	-	-
Economic Development Authority	1,000	2,999
School Building Authority	1,800	5,400
Total State Lottery Fund	\$ 16,922	\$ 88,426

WEST VIRGINIA LOTTERY
NOTES TO FINANCIAL STATEMENTS
-Unaudited-

State Excess Lottery Revenue Fund:

Economic Development Fund	\$ 1,900	\$ 5,697
Higher Education Improvement Fund	1,500	4,500
General Purpose Account	4,644	9,364
Higher Education Improvement Fund	2,072	4,178
State Park Improvement Fund	357	720
School Building Authority	1,899	5,699
Refundable Credit	-	374
WV Racing Commission	143	288
WV Department of Health and Human Resources	-	-
Teacher's Retirement Savings	-	-
Division of Human Services	-	26,900
WV Lottery Statutory Transfers	4,507	9,088
General Revenue	-	-
Excess Lottery Surplus	-	-
West Va. Infrastructure Council	3,458	7,562
Total State Excess Lottery Revenue Fund	<u>\$ 20,480</u>	<u>\$ 74,370</u>
Total Budgetary distributions:	<u>\$ 37,402</u>	<u>\$ 162,796</u>
Veterans Instant Ticket Fund	\$ 38	\$ 151
Total nonoperating distributions to the State of West Virginia (cash basis)	\$ 37,440	\$ 162,947
Accrued nonoperating distributions, beginning	(88,705)	(132,693)
Accrued nonoperating distributions, end	<u>89,431</u>	<u>89,431</u>
	<u>\$ 38,166</u>	<u>\$ 119,685</u>

NOTE 11 – LEASES

The Lottery leases, under a cancelable operating lease, its office and warehouse facilities. The Lottery also leases various office equipment under agreements considered to be cancelable operating leases. Rental expense for the fiscal year-to-date ended September 30, 2017 and September 30, 2016 approximated \$80,904 and \$102,499 respectively.

The Lottery leases office space under the terms of a non-cancellable operating lease to various tenants. Rental revenues for the fiscal year-to-date ended September 30, 2017 and September 30, 2016 approximated \$251,543 and \$250,091 respectively.

**WEST VIRGINIA LOTTERY
NOTES TO FINANCIAL STATEMENTS
-Unaudited-**

NOTE 12 – COMMITMENTS

For the years ended June 30, 2017 and 2016 the Lottery Commission has not designated any unexpended administrative funds for the acquisition of capital assets. As of June 30, 2017 and 2016, \$9,460,433 and \$9,655,947, respectively, are included in unrestricted net position and net investment in capital assets for this purpose.

NOTE 13 - RETIREMENT BENEFITS

All full-time Lottery employees are eligible to participate in the State of West Virginia Public Employees' Retirement System (PERS), a cost-sharing multiple-employer defined benefit public employee retirement system. The PERS is one of several plans administered by the West Virginia Consolidated Public Retirement (CPRB) under the direction of its Board of Trustees, which consists of the Governor, State Auditor, State Treasurer, Secretary of the Department of Administration, and nine members appointed by the Governor. CPRB prepares separately issued financial statements covering all retirement systems it administers, which can be obtained from Consolidated Public Retirement Board, 4101 MacCorkle Ave. S.E., Charleston, West Virginia 25304-1636.

Employees who retire at or after age sixty with five or more years of contributory service or who retire at or after age fifty-five and have completed twenty-five years of credited service with age and credited service equal to eighty or greater are eligible for retirement benefits as established by State statute. Retirement benefits are payable monthly for life, in the form of a straight-line annuity equal to two percent of the employee's average annual salary from the highest 36 consecutive months within the last 10 years of employment, multiplied by the number of years of the employee's credited service at the time of retirement.

Covered employees hired prior to July 1, 2015 are required to contribute 4.5% of their salary to the PERS. Covered employees hired on or after July 1, 2015 will contribute 6.0% of their salary to the PERS Tier II. The Lottery is required to contribute 13.5% of covered employees' salaries to the PERS. The required employee and employer contribution percentages have been established and changed from time to time by action of the State Legislature. The required contributions are not actuarially determined; however, actuarial valuations are performed to assist the Legislature in determining appropriate contributions. The Lottery and employee contributions, for the month ending September 30, 2017 and fiscal year-to-date are as follows (in thousands):

	September 30, 2017	Year-to-Date
Employee contributions	\$ 38	\$ 94
Lottery contributions	91	228
Total contributions	\$ 129	\$ 322

WEST VIRGINIA LOTTERY
NOTES TO FINANCIAL STATEMENTS
-Unaudited-

NOTE 14 - RISK MANAGEMENT

The Lottery is exposed to various risks of loss related to torts; theft of, or damage to, and destruction of assets; errors and omissions; injuries to employees; and natural disasters. The Lottery participates in several risk management programs administered by the State of West Virginia. Each of these risk pools has issued separate audited financial reports on their operations. Those reports include the required supplementary information concerning the reconciliation of claims liabilities by type of contract and ten-year claim development information. Complete financial statements of the individual insurance enterprise funds can be obtained directly from their respective administrative offices.

WORKERS' COMPENSATION INSURANCE

The Lottery carries workers compensation insurance coverage through a commercial insurance carrier. The commercial insurance carrier is paid a monthly rated premium to provide compensation for injuries sustained in the course of employment.

PUBLIC EMPLOYEES' INSURANCE AGENCY (PEIA)

The Lottery participates in the Public Employees' Insurance Agency which provides an employee benefit insurance program to employees. PEIA was established by the State of West Virginia for State agencies, institutions of higher education, Boards of Education and component units of the State. In addition, local governmental entities and certain charitable and public service organizations may request to be covered by PEIA. PEIA provides a base employee benefit insurance program which includes hospital, surgical, major medical, prescription drug and basic life and accidental death. Underwriting and rate setting policies are established by PEIA. The cost of all coverage as determined by PEIA shall be paid by the participants. Premiums are established by PEIA and are paid monthly, and are dependent upon, among other things, coverage required, number of dependents, state vs. non state employees and active employees vs. retired employees and level of compensation. Coverage under these programs is limited to \$1 million lifetime for health and \$10,000 of life insurance coverage.

The PEIA risk pool retains all risks for the health and prescription features of its indemnity plan. PEIA has fully transferred the risks of coverage to the Managed Care Organization (MCO) Plan to the plan provider, and has transferred the risks of the life insurance coverage to a third party insurer. PEIA presently charges equivalent premiums for participants in either the indemnity plan or the MCO Plan. Altogether, PEIA insures approximately 205,000 individuals, including participants and dependents.

BOARD OF RISK AND INSURANCE MANAGEMENT (BRIM)

The Lottery participates in the West Virginia Board of Risk and Insurance Management (BRIM), a common risk pool currently operating as a common risk management and insurance program for all State agencies, component units, and other local governmental agencies who wish to participate. The Lottery pays an annual premium to BRIM for its general insurance coverage. Fund underwriting and rate setting policies are established by BRIM. The cost of all coverage as determined by BRIM shall be paid by the participants. The BRIM risk pool retains the risk of the first \$1 million per property event and purchases excess insurance on losses above that level. Excess coverage, through an outside insurer under this program is limited to \$200 million per event, subject to limits on certain property. BRIM has \$1 million per occurrence coverage maximum on all third-party liability claims.

WEST VIRGINIA LOTTERY
NOTES TO FINANCIAL STATEMENTS
-Unaudited-

NOTE 15– OTHER POSTEMPLOYMENT BENEFITS (OPEB)

The Lottery participates in the West Virginia Other Postemployment Benefits Plan (OPEB Plan) of the West Virginia Retiree Health Benefit Trust Fund (Trust), a cost-sharing multiple-employer defined benefit postemployment healthcare plan administered by the West Virginia Public Employee Insurance Agency (WVPEIA). The OPEB Plan provides retiree post-employment health care benefits for participating state and local government employers. The provisions of the Code of West Virginia, 1931, as amended (the Code), assigns the authority to establish and amend benefit provisions to the WVPEIA board of trustees. The WVPEIA issues a publicly available financial report that includes financial statements and required supplementary information for the OPEB Plan. That report may be obtained by writing to Public Employees Insurance Agency, 601 57th Street, South East, Suite 2, Charleston, West Virginia, or by calling 1-888-680-7342.

Funding Policy

The Code requires the OPEB Plan bill the participating employers 100% of the annual required contribution (ARC), an amount actuarially determined in accordance with the parameters of GASB Statement 45. The ARC represents a level of funding that, if paid on an ongoing basis, is projected to cover normal cost each year and amortize any unfunded actuarial liabilities (or funding excess) of the plan over a period not to exceed thirty years. State of West Virginia plan employers are billed per active health policy per month.

The ARC rate is \$357 and \$429 per employee per month for the years ending June 30, 2017 and 2016 respectively. Through June 30, 2017 and 2016, the Lottery has paid premiums of \$288,942 and \$284,421. As of June 30, 2017 and 2016, the Lottery has recorded a liability of \$5,206,989 and \$4,990,361 on its balance sheet for OPEB.

**SCHEDULE OF REVENUES AND NET REVENUES OF THE
 LOTTERY FUND AND EXCESS LOTTERY FUND
 FOR THE THREE MONTH PERIOD ENDED SEPTEMBER 30, 2017
 (In Thousands)**

	Current Month		FISCAL YEAR	
	<u>Actual</u>	<u>Projected</u>	<u>Actual</u>	<u>Projected</u>
Gross Revenues				
Instant games	6,819	7,666	22,589	23,000
On-line games	5,340	5,416	23,190	16,250
Racetrack video lottery	43,754	38,019	132,879	121,853
Limited video lottery	29,339	29,041	86,705	85,206
Racetrack table games	2,784	2,758	9,034	8,824
Historic resort	581	513	1,620	1,517
Total gross revenues	88,617	83,413	276,017	256,650
Net Revenues - Lottery Fund and Excess Lottery Fund				
Lottery Fund				
Instant games	889	891	2,953	2,673
On-line games	1,574	1,555	6,706	4,665
Racetrack Video Lottery	12,620	10,949	38,351	35,093
Total Lottery Fund net revenues	<u>15,083</u>	<u>13,395</u>	<u>48,010</u>	<u>42,431</u>
Excess Lottery Fund				
Racetrack Video Lottery	5,405	4,690	16,424	15,032
Limited Video Lottery	13,838	13,156	41,021	40,728
Limited Video Lottery Fees	2,720	5,454	2,726	5,454
Racetrack table games	1,368	1,353	4,440	4,328
Historic resort	230	208	522	610
Total Excess Lottery Fund Net Revenues	<u>23,561</u>	<u>24,861</u>	<u>65,133</u>	<u>66,152</u>
Total Net Revenues	<u>38,644</u>	<u>38,256</u>	<u>113,143</u>	<u>108,583</u>

WEST VIRGINIA LEGISLATURE
Office of the Legislative Auditor



*Budget Division
Building 1, Room 314-West Wing
1900 Kanawha Blvd. East
Charleston, WV 25305-0590*

304-347-4870

Memorandum

To: Honorable Chairmen and Members of the Joint Committee on
Government and Finance

From: William Spencer, C.P.A.
Director, Budget Division
Legislative Auditor's Office

Date: November 04, 2017

Re: Status of General Revenue Fund and State Road Fund as of
October 31, 2017 (FY 18)

We have reviewed the cash flow of the West Virginia general revenue fund as of October 31, 2017 which is the end of the fourth month of the fiscal year. The status of the fund collections for the month is as follows:

The net collections were 99.5% of the estimate for the fiscal year. Total collections were \$6.4 million below the estimate for the fiscal year.

Personal Income Tax collections were \$7.8 million above the estimate for the fiscal year.

Consumer sales and use tax collections were \$17.1 million below the estimate for the year.

Severance Tax was \$12.9 million below the estimate for the fiscal year.

Corporate Income and Business Franchise Tax collections were \$10.9 million above the estimate for the fiscal year.

State Road Fund

The state road fund collections were 108% of the estimate for the fiscal year. Total collections were \$22.2 million above the estimate for the fiscal year.

Rainy Day and Personal Income Tax Reserve

Revenue Shortfall Reserve **Fund A** (Rainy Day Fund) had a cash balance of \$208,268,167.14 as of October 31, 2017.

Balance July 1, 2017	228,627,586.89
Loan to General Revenue Fund *	(60,000,000.00)
Fiscal year 17 surplus	38,000,000.00
Earnings	1,640,580.25
Balance October 31, 2017	208,268,167.14

Revenue Shortfall Reserve **Fund B** (Tobacco Settlement Monies) had a cash balance of \$435,384,186.82 as of October 31, 2017.

Balance July 1, 2017	423,784,505.60
Earnings	11,599,681.22
Balance October 31, 2017	435,384,186.82

The **Personal Income Tax Reserve** Fund had a \$5 million cash balance as of October 31, 2017.

Balance July 1, 2017	5,000,000.00
Balance October 31, 2017	5,000,000.00

* - 7/1/2017 beginning of year cash flow, repaid 9/18/2017.
9/28/2017 2nd loan to be repaid within 90 days.

GENERAL REVENUE FUND FY 2017-2018

**By Source and by Month
Monthly Revenue Estimates
as of October 31, 2017 OASIS**

	MONTH ESTIMATES	NET MONTH COLLECTIONS	FINAL MONTHLY COLLECTIONS OVER ESTIMATES	YTD ESTIMATES	NET YTD COLLECTIONS	YEARLY COLLECTIONS OVER ESTIMATES
Personal Income Tax	146,300,000	156,059,984	9,759,984	581,200,000	588,966,567	7,766,567
Consumer Sales Tax & Use Tax	102,100,000	92,906,441	-9,193,559	390,600,000	373,487,701	-17,112,299
Severance Tax	25,500,000	24,344,682	-1,155,318	93,600,000	80,698,393	-12,901,607
Corp Income /Business Franchise	5,500,000	6,041,921	541,921	31,900,000	42,834,085	10,934,085
Insurance Tax	26,900,000	30,547,395	3,647,395	56,300,000	58,538,392	2,238,392
Tobacco Products Tax	17,000,000	13,555,559	-3,444,441	60,300,000	60,558,193	258,193
Business and Occupation	12,100,000	11,953,829	-146,171	37,850,000	36,994,362	-855,638
Liquor Profit Transfers	1,500,000	1,513,750	13,750	6,300,000	7,613,876	1,313,876
Departmental Collections	1,100,000	1,356,424	256,424	4,200,000	4,801,355	601,355
Property Transfer Tax	900,000	1,027,590	127,590	3,710,000	4,640,128	930,128
Property Tax	1,000,000	899,500	-100,500	3,690,000	3,805,497	115,497
Beer Tax and Licenses	565,000	535,464	-29,536	2,615,000	2,401,350	-213,650
Miscellaneous Transfers	25,000	0	-25,000	285,000	1,884,129	1,599,129
Interest Income	1,300,000	537,142	-762,858	4,500,000	2,334,568	-2,165,432
Senior Tax Credit Reimbur Lty	200,000	306,420	106,420	500,000	680,478	180,478
HB 102 - Lottery Transfers	5,438,000	5,528,235	90,235	16,122,000	14,892,584	-1,229,416
Miscellaneous Receipts	300,000	943,981	643,981	3,200,000	5,304,103	2,104,103
Business Fran Registration Fees	53,000	47,279	-5,721	216,000	209,424	-6,576
Estate & Inheritance Tax	0	0	0	0	100	100
Liquor License Renewal	0	0	0	0	0	0
<i>Special Revenue Transfers</i>	<i>6,650,000</i>	<i>5,774,635</i>	<i>-875,365</i>	<i>13,820,000</i>	<i>11,850,694</i>	<i>-1,969,306</i>
Charter Tax	0	455	455	0	4,621	4,621
Video Lottery Transfers	0	4,590	4,590	0	58,680	58,680
July-Dec Retro Rev Adj	0	0	0	0	0	0
<i>Cash Flow Transfer</i>	<i>0</i>	<i>0</i>	<i>0</i>	<i>0</i>	<i>60,000,000</i>	<i>60,000,000</i>
SUBTOTALS	354,431,000	353,885,277	-545,723	1,310,908,000	1,362,559,279	51,651,279
<i>Less: Cash Flow Transfer</i>	<i>0</i>	<i>0</i>	<i>0</i>	<i>0</i>	<i>60,000,000</i>	<i>60,000,000</i>
<i>Less: Special Revenue Transfer</i>	<i>6,650,000</i>	<i>5,774,635</i>	<i>-875,365</i>	<i>13,820,000</i>	<i>11,850,694</i>	<i>-1,969,306</i>
TOTALS	347,781,000	348,110,642	329,642	1,297,088,000	1,290,708,586	-6,379,414

Percent of Estimates

100.09%

99.51%

Collections this day

52,266,362

GENERAL REVENUE FUND FY 2017-2018

By Source and by Month

Monthly Revenue Estimates

as of October 31, 2017 OASIS

	MONTH ESTIMATES	NET MONTH COLLECTIONS	FINAL MONTHLY COLLECTIONS OVER ESTIMATES	YTD ESTIMATES	NET YTD COLLECTIONS	YEARLY COLLECTIONS OVER ESTIMATES
Personal Income Tax	146,300,000	156,059,984	9,759,984	581,200,000	588,966,567	7,766,567
Consumer Sales Tax & Use Tax	102,100,000	92,906,441	-9,193,559	390,600,000	373,487,701	-17,112,299
Severance Tax	25,500,000	24,344,682	-1,155,318	93,600,000	80,698,393	-12,901,607
Corp Income /Business Franchise	5,500,000	6,041,921	541,921	31,900,000	42,834,085	10,934,085
Insurance Tax	26,900,000	30,547,395	3,647,395	56,300,000	58,538,392	2,238,392

**STATE ROAD FUND FY 2017-2018
By Source and by Month
Monthly Revenue Estimates
as of October 31, 2017 OASIS**

	MONTH ESTIMATES	NET MONTH COLLECTIONS	FINAL MONTHLY COLLECTIONS OVER ESTIMATES	YTD ESTIMATES	NET YTD COLLECTIONS	YEARLY COLLECTIONS OVER ESTIMATES
Gasoline & Motor Carrier Rd Tax	38,000,000	53,664,591	15,664,591	144,800,000	152,017,238	7,217,238
Privilege Tax	20,263,000	19,630,107	-632,893	85,269,000	74,053,952	-11,215,048
Licenses & Registration	9,044,000	13,225,493	4,181,493	41,264,000	49,823,981	8,559,981
Miscellaneous	0	776,986	776,986	0	17,571,493	17,571,493
Highway Litter Control	126,000	120,760	-5,240	574,000	598,398	24,398
TOTALS	67,433,000	87,417,938	19,984,938	271,907,000	294,065,062	22,158,062

Percent of Estimates

129.64%

108.15%

Collections this day

20,591,221

REVENUE SHORTFALL RESERVE FUND 7005, Part A as of September 30, 2017 : \$ 208,628,196.19

\$60 million loaned to General Revenue Fund 7/1/2017 for beginning of year cash flow, repaid 09/18/2017; reloaned 9/28/17 to be paid back within 90 days.

REVENUE SHORTFALL RESERVE FUND 7006, Part B as of September 30, 2017: \$433,778,244.99

PERSONAL INCOME TAX REFUND RESERVE FUND as of September 30, 2017: \$5,000,000.00

Prepared by the Legislative Auditor's Office, Budget Division

WEST VIRGINIA LEGISLATURE
Office of the Legislative Auditor



Budget Division
Building 1, Room 314-West Wing
1900 Kanawha Blvd. East
Charleston, WV 25305-0590
304-347-4870

To: Honorable Chairmen and Members of the Joint Committee on
Government and Finance

From: William Spencer, C.P.A.
Director Budget Division
Legislative Auditor's Office

Date: November 4, 2017

Re: West Virginia Unemployment Compensation Trust Fund

We have reviewed the September 30, 2017 monthly report of the Unemployment Compensation Trust Fund we received from WorkForce West Virginia.

As of September 30, 2017 of fiscal year 2017-2018, the trust fund cash flow was as follows:

Trust Fund Beginning Cash Balance 7-1-2017	\$ 68,378,244.21
Receipts July 1, 2017 thru June 30, 2018	\$ 47,897,322.26
Disbursements July 1, 2017 thru June 30, 2018	\$ 31,957,802.78
Balance September 30, 2017	\$ 84,317,763.69

ITEMS OF NOTE:

Regular benefits paid for July - September 2017 were \$ 23.6 million less than July - September 2016.

Federal emergency benefits totaled \$ -22 thousand for July - September 2016. For July - September 2017, federal emergency benefits totaled \$ -16 thousand.

Total disbursements were \$ 24 million less in July - September 2017 than the preceding July - September 2016.

Receipts for July - September 2017, were \$ 1.3 million less than in July - September 2016. Overall ending trust fund balance was \$ 37.6 million higher on September 30, 2017 than on September 30, 2016.

Seasonally adjusted unemployment rates for September 2017 were 5.1 percent for West Virginia and 4.2 percent nationally.

Since September 2016, employment has increased by 3,000. Employment gains included 3,400 in educational and health services, 3,100 in mining and logging, 900 in construction, 400 in leisure and hospitality, 100 in professional and business services, 200 in financial activities, and 100 in government. Employment declines included 1,100 in manufacturing, 4,000 in trade, transportation, and utilities, and 100 in other services. Employment in information was unchanged.

October 12, 2017

William Spencer
Budget Division
Office of the Legislative Auditor
Building 1, Room 332-West Wing
1900 Kanawha Boulevard East
Charleston, WV 25305-0590


RE: Monthly Status Report

Dear Mr. Spencer:

Please find attached, the Monthly Status Report for the Joint Committee on Government and Finance, Unemployment Compensation Trust Fund for the month of October 2017.

If you have any questions or need any additional information, please feel free to contact Michelle Painter at 304-558-2631 or Michelle.Painter@wv.gov.

Sincerely,



Russell L. Fry
Acting Executive Director

RLF/gew

Enclosure

pc: Jim Justice

112 California Avenue • Charleston, WV 25305-0004
304.558.7024 304.558.3512 (fax)

An agency of the Department of Commerce
An equal opportunity employer/program and auxiliary aids are available upon request to individuals with disabilities.

www.workforcewv.org

A proud partner of the **AmericanJobCenter**® network

**MONTHLY STATUS REPORT FOR THE JOINT COMMITTEE ON GOVERNMENT AND FINANCE
FOR THREE MONTHS STARTING JULY 2017 AND JULY 2018**

	JULY 2016	AUGUST 2016	SEPTEMBER 2016	JULY 2017	AUGUST 2017	SEPTEMBER 2017	THREE MONTH TOTAL VARIANCE *
Balance Forward	<u>\$53,108,141.09</u>	<u>\$47,281,988.69</u>	<u>\$58,697,024.60</u>	<u>\$68,378,244.21</u>	<u>\$82,834,919.67</u>	<u>\$91,175,365.16</u>	<u>\$83,301,374.66</u>
Add Receipts:							
1. Bond Assessment	\$0.00	\$0.00	\$0.00	\$0.00	\$0.00	\$0.00	\$0.00
2. Regular Contributions:	\$16,353,671.14	\$30,694,850.46	\$1,402,704.16	\$27,364,632.48	\$18,796,623.49	\$938,664.87	(\$1,351,304.92)
3. Federal Emergency Benefits (EUC08)	\$0.00	\$0.00	\$0.00	\$0.00	\$0.00	\$0.00	\$0.00
4. Federal Share Extended Benefits (EB)	\$0.00	\$0.00	\$0.00	\$0.00	\$0.00	\$0.00	\$0.00
5. Temp Federal Additional Comp (FAC)	\$0.00	\$0.00	\$0.00	\$0.00	\$0.00	\$0.00	\$0.00
6. UCFE (Federal Agencies)	\$54,001.98	\$75,101.15	\$53,736.27	\$70,041.58	\$69,621.24	\$50,517.26	\$7,340.68
7. Special Administrative Transfer	\$0.00	\$0.00	\$0.00	\$0.00	\$0.00	\$0.00	\$0.00
8. Reed Act Funds**	\$0.00	\$0.00	\$0.00	\$0.00	\$0.00	\$0.00	\$0.00
9. UC Modernization Incentive	\$0.00	\$0.00	\$0.00	\$0.00	\$0.00	\$0.00	\$0.00
10. Treasury Interest Credits	\$0.00	\$0.00	\$308,120.62	\$0.00	\$0.00	\$462,909.85	\$154,789.23
11. UCX (Military Agencies)	\$94,350.96	\$116,206.59	\$87,309.52	\$57,012.65	\$46,188.88	\$41,109.96	(\$153,555.58)
12. WV Senate Bill 558	\$0.00	\$0.00	\$0.00	\$0.00	\$0.00	\$0.00	\$0.00
13. CMIA Receipts	\$0.00	\$0.00	\$0.00	\$0.00	\$0.00	\$0.00	\$0.00
Total Monthly Receipts	<u>\$16,502,024.08</u>	<u>\$30,886,158.20</u>	<u>\$1,851,870.57</u>	<u>\$27,491,686.71</u>	<u>\$18,912,433.61</u>	<u>\$1,493,201.94</u>	<u>(\$1,342,730.59)</u>
Less Disbursements:							
Debt Bond Repayment	(Retired)	(Retired)	(Retired)	(Retired)	(Retired)	(Retired)	(Retired)
Regular Benefits:	\$22,171,265.89	\$19,307,308.57	\$13,738,368.76	\$12,912,529.83	\$10,470,565.70	\$8,265,210.20	(\$23,568,637.49)
Federal Emergency Benefits (EUC08)	(\$7,606.28)	(\$9,326.66)	(\$5,316.05)	(\$6,400.88)	(\$5,621.88)	(\$3,723.00)	\$6,503.23
Federal Share Extended Benefits (EB)	(\$40.00)	\$0.00	\$0.00	(\$15.00)	(\$100.00)	(\$15.00)	(\$90.00)
Emergency Benefits (TEUC)	\$0.00	\$0.00	\$0.00	\$0.00	\$0.00	\$0.00	\$0.00
Temp Federal Additional Comp (FAC)	\$0.00	\$0.00	\$0.00	\$0.00	\$0.00	\$0.00	\$0.00
UCFE (Federal Workers) Benefits	\$59,400.59	\$67,771.74	\$54,357.89	\$72,860.60	\$63,039.45	\$45,145.25	(\$484.92)
UCX (Military Workers) Benefits	\$105,156.36	\$105,368.64	\$86,929.12	\$56,036.70	\$44,104.85	\$44,185.96	(\$153,126.61)
Reed Act Funds	\$0.00	\$0.00	\$0.00	\$0.00	\$0.00	\$0.00	\$0.00
Special Administrative Transfer**	\$0.00	\$0.00	\$0.00	\$0.00	\$0.00	\$0.00	\$0.00
Total Monthly Disbursements	<u>\$22,328,176.56</u>	<u>\$19,471,122.29</u>	<u>\$13,874,339.72</u>	<u>\$13,035,011.25</u>	<u>\$10,571,988.12</u>	<u>\$8,350,803.41</u>	<u>(\$23,715,835.79)</u>
Trust Fund Balance	<u>\$47,281,988.69</u>	<u>\$58,697,024.60</u>	<u>\$46,674,555.45</u>	<u>\$82,834,919.67</u>	<u>\$91,175,365.16</u>	<u>\$84,317,763.69</u>	<u>\$105,674,479.86</u>

* Three month total variance column is the difference between the sum of the previous year's three months data for each category and the current year's three months data.
The purpose of the report is to show significant changes in receipts, disbursements, or balances.

**Note: UI Trust Fund Balance Includes Trust Fund Loan from the Revenue Shortfall Reserve Fund per Senate Bill 558 passed March 9, 2016:

Borrowed on 3/11/2016	38,000,000.00
Repaid on 5/17/2016	(38,000,000.00)
Borrowed on 12/5/2016	50,000,000.00
Repaid on 5/4/2017	<u>(50,000,000.00)</u>
Outstanding Loan from Revenue Shortfall Reserve Fund	<u>\$0.00</u>

**Note: Reed Act funds of \$549,468.24 previously drawn down were unexpended and returned to Trust Fund on deposit with the U.S. Treasury.

UC TRUST FUND BALANCES & PROJECTIONS FOR 2017

November 7, 2017

Month	Receipts	Disbursements	Trust Fund Balance
2016			
Balance - 1/1/2016			\$ 82,860,688
January	\$ 8,457,305	\$ 30,452,715	\$ 60,865,278
February	\$ 16,233,520	\$ 31,257,255	\$ 45,841,543
March	\$ 1,961,704	\$ 24,325,242	\$ 23,478,005
April	\$ 28,362,516	\$ 23,874,780	\$ 27,965,741
May	\$ 71,241,386	\$ 28,102,837	\$ 71,104,290
June	\$ 1,586,405	\$ 19,582,554	\$ 53,108,141
July	\$ 16,502,024	\$ 22,328,176	\$ 47,281,989
August	\$ 30,886,158	\$ 19,471,122	\$ 58,697,025
September	\$ 1,851,871	\$ 13,874,341	\$ 46,674,555
October	\$ 17,129,992	\$ 16,437,037	\$ 47,367,510
November	\$ 12,095,617	\$ 14,319,014	\$ 45,144,113
December	\$ 1,485,248	\$ 15,074,251	\$ 31,555,110
Totals - 2016	\$ 207,793,746	\$ 259,099,324	\$ 31,555,110

2017			
January	\$ 15,548,229	\$ 22,205,764	\$ 24,897,575
February	\$ 7,902,487	\$ 18,214,907	\$ 14,585,155
March	\$ 1,765,440	\$ 14,720,577	\$ 1,630,018
April	\$ 25,313,026	\$ 14,899,941	\$ 12,043,103
May	\$ 76,641,488	\$ 12,160,006	\$ 76,524,585
June	\$ 2,054,794	\$ 10,201,135	\$ 68,378,244
July	\$ 27,491,687	\$ 13,035,011	\$ 82,834,920
August	\$ 18,912,434	\$ 10,571,989	\$ 91,175,365
September	\$ 1,493,202	\$ 8,350,803	\$ 84,317,764
October	\$ 19,641,158	\$ 10,656,054	\$ 93,302,868
November	\$ 8,769,056	\$ 8,207,659	\$ 93,864,265
December	\$ 1,443,810	\$ 8,640,561	\$ 86,667,514
Totals - 2017	\$ 206,976,811	\$ 151,864,407	\$ 86,667,514

The Trust Fund balances shown here do not include the loan proceeds of \$50,000,000 received on November 29, 2016. The loan was repaid in May 2017.

1900 Kanawha Blvd. East / Building 3 Suite 300 • Charleston, WV 25305

An agency of the Department of Commerce
An equal opportunity employer/program and auxiliary aids are available upon request to individuals with disabilities.

www.workforcewv.org

A proud partner of the  American Job Center® network

PEIA

November 2017

Interim Packet

PEIA November Interim Talking Points

- **PEIA and RHBT preliminary financial results for September 2017 are available for your review.**
- **PEIA is currently ahead of plan by \$5 million. This is primarily due to marginally lower than forecast expenses.**
- **RHBT is currently ahead of plan by \$26 million. This is attributable to higher than forecast investment income and favorable claims experience.**
- **The 2018 year-end reserve for the State Fund and non-State Fund are projected to be \$140 and \$40 million respectively.**
- **These reserve levels represent 19.7% and 28.8% of the respective funds' expenses. The required reserve for the State Fund is 14% of expenses.**

Jim Justice
Governor



Ted Cheatham
Director

WV Toll-free: 1-888-680-7342 • Phone: 1-304-558-7850 • Fax: 1-304-558-2470 • Internet: www.wvpeia.com

November 7, 2017

Joint Committee on Government and Finance
Senate Finance – 451M
State Capitol Complex
Charleston, WV 25305

1. The Fiscal Year 2017 Financial Report page A-1 indicates the June 30, 2018 fund balances will be as follows:

	PEIA		RHBT
	State Fund	Non-State Fund	OPEB Fund
June 30, 2018	\$140,491,185	\$40,335,853	\$929,362,055

2. Per §5-16-25 the statutorily required reserve for the purposes of offsetting unanticipated claims losses (current FY costs) is the actuarial recommended reserve.

The current recommendation is 14% of the fiscal year expenses for PEIA and RHBT. Per the Quarterly Report, the percentage will be as follows at year end:

June 30, 2018	State Fund Reserve	Non-State Fund Reserve	Total
Reserve Balance	\$140,491,185	\$40,335,853	\$180,827,038
Percentage	19.7%	28.8%	21%
	reserve/current FY costs		

3. The objective of the OPEB Reserve is to reach a fully funded status of the actuarially accrued liability (AAL). Therefore, the target is 100%. The reserve balance represents 28% of the actuarially required balance:

	RHBT
June 30, 2018	OPEB Reserve
Reserve Balance	\$929,362,055
Percentage	28%
	OPEB Reserve/Actuarial Accrued Liability

4. Anticipated events that may significantly reduce or increase the amount of funds:

The primary anticipated reduction events are the ongoing forecast increases in the cost of healthcare. The below chart indicates the actuarial projected increases in costs for the medical and prescription drugs of the plan. These increased costs represent a total increase of \$362 million over the next four years, requiring an average of \$90 million a year in either increased premiums or benefit reductions.

	FY 2019	FY 2020	FY 2021	FY 2022
Medical Trend	8.0%	9.5%	9.0%	9.5%
Rx Trend	12.0%	12.5%	13.0%	13.5%

5. Total amount of benefit payments paid for the month:

	PEIA	RHBT	Total
September 2017	\$46,040,000	\$17,799,000	\$63,839,000

Sincerely,



Jason A. Haight, CPA
Chief Financial Officer

West Virginia Retiree Health Benefit Trust
STATEMENT OF CHANGES IN PLAN NET POSITION
For the One Month Ending Saturday, September 30, 2017
(In Thousands)

	ACTUAL	BUDGET	PRIOR YR	BUDGET VARIANCE	PRIOR YR VARIANCE
				\$	\$
				%	%
ADDITIONS					
Employer Premiums:					
Health premiums	\$808			(\$96)	(12%)
Pay Go Premiums	36,723			(930)	(3%)
Annual required contributions	15			426	0%
Total Employer Premiums	37,546	34,268	37,546	(601)	(2%)
Member Premiums:					
Health premiums	20,396			(1,324)	(6%)
Pay Go Premiums	7,332			(118)	(2%)
Life Insurance Premiums	5,692			(109)	(2%)
Total Member Premiums	33,420	34,854	33,420	(1,550)	(4%)
Total Premium Additions	70,966	69,122	70,966	(2,151)	(3%)
Other Additions:					
Retiree Drug Subsidy	300	300	300	0	0%
Investment Income	23,145	11,311	23,145	19,473	172%
General Revenue Transfers - OPEB Liability	7,500	7,500	7,500	0	0%
General Revenue Transfers - Premium	1,250	1,250	1,250	0	0%
TOTAL ADDITIONS	103,161	89,483	103,161	17,322	19%
DEDUCTIONS					
Payments to Managed Care Org.	39,466	37,839	39,466	2,807	7%
Life Insurance Expense	5,585	5,893	5,585	174	3%
Medical Claims Expense	17,157	16,720	17,157	5,057	30%
Pharmacy Claims Expense	8,088	7,753	8,088	(119)	(2%)
Comparative Effectiveness Research Fee	8	8	8	0	0%
ACA Reinsurance Contribution	50	0	50	0	0%
Administrative Service Fees (External)	401	265	401	(96)	(36%)
Other Operating Expenses	861	1,064	861	464	44%
TOTAL DEDUCTIONS	71,616	69,542	71,616	8,287	12%
NET POSITION INCREASE	31,545	19,941	31,545	25,608	128%
Net Position Restricted for Post Employment Benefits					
Beginning of Period Total Net Position	685,668	823,911	685,668	0	0%
End of Period Total Net Position	\$717,213	\$843,852	\$717,213	\$25,609	3%

Accrual Basis / Unaudited / Internal Use Only
10/30/2017 7:58:00 PM

West Virginia Public Employees Insurance Agency
Statement of Changes in Plan Net Position
For the Three Months Ending Saturday, September 30, 2017

(Dollars in Thousands)

(Unaudited-For Internal Use Only)

ACTUAL	BUDGET	PRIOR YR	BUDGET VARIANCE	PRIOR YR VARIANCE
	\$	\$	\$	\$
			%	%
OPERATING REVENUE				
Premium Revenue				
Health Insurance - State Gov. - Employers	\$94,119	\$130,776	(\$3,534)	(4%)
Health Insurance - State Gov. - Employees	31,814	32,493	(654)	(2%)
Health Insurance - Local Gov. - All	23,428	28,428	199	1%
Administrative Fees, Net of Refunds	1,120	1,137	(204)	(15%)
Other Premium Revenue	588	447	171	41%
Total Operating Revenue	151,069	193,281	(4,022)	(3%)
NON-OPERATING REVENUE				
Life Insurance	343	363	13	4%
Direct Transfer	2,500	0	0	0%
Interest and Investment Income	4,134	4,147	2,621	173%
WV RHBT Pay Go Premiums	38,952	0	(1,048)	(3%)
Total Non-Operating Revenue	45,929	4,510	1,586	4%
TOTAL REVENUE	196,998	197,791	(2,436)	(1%)
EXPENSES				
Claims Expense - Medical	84,337	96,297	15,169	15%
Claims Expense - Drugs	37,789	31,825	(8,008)	(27%)
Payments to Managed Care Org.	10,772	10,449	302	3%
Administrative Service Fees	2,860	2,482	(640)	(29%)
Wellness and Disease Management	95	339	269	74%
Other Operating Expenses	1,183	937	(399)	(51%)
Life Insurance Expense	310	314	20	6%
ACA Comparative Effectiveness Fee	81	79	0	0%
ACA Reinsurance Contribution	0	450	0	0%
WV RHBT Pay Go Premiums	38,952	44,054	1,048	3%
TOTAL EXPENSES	176,379	187,226	7,761	4%
YTD Surplus (Deficit)	20,619	10,565	5,325	50%
Total Net Position, Beginning of Period	149,044	98,130	50,914	52%
Total Net Position, End of Period	\$169,663	\$108,695	\$60,968	56%
			10/31/2017	2:19 PM

West Virginia Board of Risk and Insurance Management
UNAUDITED BALANCE SHEET AND INCOME STATEMENT
For the Three Months Ending September 30, 2017

Talking Points for Joint Committee on Government and Finance Meeting
November 2017

1. **Premium Revenue** thru September reflects the premiums earned for the first three months of the fiscal year.
2. **Claims Expense** reflects claims payments made thru September. The total claims payments made for the first three months of this year are \$2.6 million lower when compared to the same period a year ago. Lower payments plus smaller increases in estimated claims reserves for the current fiscal year have decreased claims expense by \$5.1 million when compared to the same quarter last fiscal year.
3. **Investment Income** for fiscal year 2018 reflects net earnings of \$5.3 million for the first 3 months, primarily due to better performance in the equity market vs. net earnings of \$3.6 million for the same period of fiscal year 2017.
4. In July of 2016, \$2.8 million of funds were transferred to the Patient Injury Compensation Fund as a result of SB 602, negatively impacting BRIM's overall results for the first three months of last fiscal year.
5. BRIM has no un-funded liability and continues to pursue pro-active loss control initiatives.

West Virginia Board of Risk and Insurance Management

Statements of Net Position

For the Three Months Ended September 30th

	<u>2017</u>	<u>2016</u>
	<i>(In Thousands)</i>	
Assets		
Current assets:		
Cash and cash equivalents	\$ 23,913	\$ 14,920
Advance deposits with insurance company and trustee	199,259	209,080
Receivables	1,083	1,724
Prepaid insurance	3,777	3,687
Restricted cash and cash equivalents	11,137	8,065
Premiums due from other entities	643	620
Total current assets	<u>239,813</u>	238,096
Noncurrent assets:		
Equity position in internal investments pools	94,076	86,347
Restricted investments	54,329	49,865
Total noncurrent assets	<u>148,405</u>	136,212
Total assets	<u>388,218</u>	374,308
Deferred Outflows of Resources	458	387
Liabilities		
Current liabilities:		
Estimated unpaid claims and claims adjustment expense	47,713	50,819
Unearned premiums	9,174	8,353
Agent commissions payable	270	260
Claims Payable	0	154
Accrued expenses and other liabilities	1,672	1,695
Total current liabilities	<u>58,830</u>	61,281
Estimated unpaid claims and claims adjustment expense net of current portion	118,106	122,068
Compensated absences	107	91
Net pension liability	766	467
Total noncurrent liabilities	<u>118,979</u>	<u>122,626</u>
Total liabilities	<u>177,809</u>	183,907
Deferred Inflows of Resources	37	304
Net position:		
Restricted by State code for House Bill 601 Program and mine subsidence coverage	57,123	57,123
Unrestricted	142,205	133,837
Net Assets (Deficiency)	11,501	(475)
Net position	<u>\$ 210,829</u>	<u>\$ 190,484</u>

Unaudited

West Virginia Board of Risk and Insurance Management

Statements of Revenues, Expenses, and Changes in Net Position

For the Three Months Ended September 30th

	<u>2017</u>	<u>2016</u>
	<i>(In Thousands)</i>	
Operating revenues		
Premiums	\$ 20,063	\$ 17,750
Less coverage/reinsurance programs	<u>(1,322)</u>	<u>(1,669)</u>
Net operating revenues	18,741	16,081
Operating expenses		
Claims and claims adjustment expense	11,424	16,484
General and administrative	<u>1,125</u>	<u>864</u>
Total operating expenses	<u>12,548</u>	<u>17,347</u>
Operating income (loss)	6,192	(1,267)
Nonoperating revenues		
Investment income	5,309	3,601
Appropriation Transfer SB602	-	(2,810)
Net nonoperating revenues	<u>5,309</u>	<u>791</u>
Changes in net position	11,501	(475)
Total net position, beginning of year	199,328	190,960
Total net position, end of period	<u>\$ 210,829</u>	<u>\$ 190,484</u>

Unaudited

Department of Administration Real Estate Division Leasing Report

For the period of October 1 - 31, 2017

There were a total of 10 leasing changes for this period and they are as follows:

- 1 – New Contract of Lease – DOA Owned
- 6 – Straight Renewal
- 1 – Renewal with Increase in Rent
- 1 – Renewal with Decrease in Space
- 1 – Cancellation

Department of Administration Real Estate Division Leasing Report
For the period of October 1, 2017 through October 31, 2017

NEW CONTRACT OF LEASE – DOA OWNED

GENERAL SERVICES DIVISION

GSD-011-SUB New Contract of Lease for 10 months consisting of 2,074 square feet of office space at the annual per square foot rate of \$19.00, annual cost \$39,406.00, full service, 416 Adams Street, in the City of Fairmont, Marion County, West Virginia.

STRAIGHT RENEWAL

WEST VIRGINIA BOARD OF PROFESSIONAL SURVEYORS

LSB-004 Renewal of Lease for 5 years consisting of 1,680 square feet of office space at the annual per square foot rate of \$9.64, annual cost \$16,200, full service, excluding janitorial and snow removal, 738 Airport Road, in the City of Sutton, Braxton County, West Virginia.

DIVISION OF REHABILITATION SERVICES

DRS-123 Renewal for 3 years consisting of 254 square feet of office space at the current monthly rate of \$350.00 per month, annual cost \$4,200, full service, 1601 Armory Drive, in the City of Williamson, Mingo County, West Virginia.

DRS-030 Renewal for 3 years consisting of 1,512 square feet of office space at the current annual per square foot rate of \$7.95, annual cost \$12,020.40, full service, 316 Howard Avenue, in the City of Mullens, Wyoming County, West Virginia.

DEPARTMENT OF AGRICULTURE

AGR-054 Renewal for 1 year consisting of 1,200 square feet of office space at the current annual per square foot rate of \$6.00, annual cost \$7,200.00, full service, 408 Jones Avenue, in the City of Oak Hill, Fayette County, West Virginia.

DIVISION OF FORESTRY

FOR-049 Renewal for 2 years consisting of 1 tower space at the current monthly rate of \$218.50, annual cost \$2,622.00, full service, Route 50, in the City of Salem, Harrison County, West Virginia.

FOR-051 Renewal for 2 years consisting of 1 tower space at the current monthly rate of \$195.50, annual cost \$2,346.00, full service, Route 50, in the City of Parkersburg, Wood County, West Virginia.

RENEWAL WITH INCREASE IN RENT

DEPARTMENT OF HEALTH AND HUMAN RESOURCES

HHR-236 Renewal for 5 years consisting of 9,638 square feet of office space with an increase in the annual per square foot rate from \$13.00 to \$13.78, annual cost \$132,811.68, full service minus electric, 320 Adams Street, in the City of Fairmont, Marion County, West Virginia.

RENEWAL WITH DECREASE IN SPACE

GENERAL SERVICES DIVISION

GSD-012-618 Renewal for 9 months with a decrease of parking spaces from 100 parking spaces to 80 parking spaces at a monthly rate of \$1,720.00, annual cost \$20,640.00, West Main & West Pike and Hewes Avenue, in the City of Fairmont, Marion County, West Virginia.

CANCELLATION

DIVISION OF REHABILITATION SERVICES

DRS-069 Lease cancellation consisting of 2,128 square feet of office space, at the annual per square foot rate of \$3.52 annual cost \$7,490.56 full service, in the City of Sistersville, Tyler County, West Virginia.

Real Estate Division
 Monthly Summary of Lease Activity
 October 1 - 31, 2017

# of Transactions	Agency	Lease #	County	Square Feet	Rental Rate	Annual Rent	Term in years	Total Aggregate
1	General Services Division	GSD-011	Marion	2,074	19.00	39,406	0.8333	32,837
2	West Virginia Board of Professional Surveyors	LSB-004	Braxton	1,680	9.64	16,200	5	81,000
3	Division of Rehabilitation Services	DRS-123	Mingo	254	16.54	4,200	3	12,600
4	Division of Rehabilitation Services	DRS-030	Wyoming	1,512	7.95	12,020	3	36,061
5	Department of Agriculture	AGR-054	Fayette	1,200	6.00	7,200	1	7,200
6	Division of Forestry	FOR-049	Harrison	1		2,622	2	5,244
7	Division of Forestry	FOR-051	Wood	1		2,346	2	4,692
8	Department of Health and Human Resources	HHR-236	Marion	9,638	13.78	132,812	5	664,058
9	General Services Division	GSD-012	Marion	80		20,640	0.75	15,480

		72.91
Total Rentable Square Feet	<u>16,440</u>	
Average Annual Rental Rate	<u>12.15</u>	
Total Annual Rent		<u>237,446</u>

CANCELLATIONS

# of Transactions	Agency	Lease #	County	Square Feet	Rental Rate	Annual Rent
1	Division of Rehabilitation Services	DRS-069	Tyler	2,128	3.52	7,491

Total Rentable Square Feet	<u>2,128</u>
Total Annual Rent	<u>7,491</u>

Joint Committee on Government and Finance

November 2017

Department of Health and Human Resources

**MEDICAID REPORT
September 2017 Data**

WV DEPARTMENT OF HEALTH AND HUMAN RESOURCES
 BUREAU FOR MEDICAL SERVICES
 EXPENDITURES BY PROVIDER TYPE
 SFY2018

	MONTH OF SEPTEMBER 2017					
	ACTUALS SFY2017	TOTAL SFY2018	ACTUALS Current Month Ended 09/30/17	ESTIMATE Current Month Ended 09/30/17	ACTUALS Year To-Date Thru 9/30/17	PROJECTED 10/1/17 Thru 06/30/18
EXPENDITURES:						
Inpatient Hospital - Reg. Payments	141,892,118	79,122,814	6,684,318	6,087,121	23,606,345	55,516,469
Inpatient Hospital - DSH	54,140,231	54,000,000	-	-	13,534,118	40,465,882
Inpatient Hospital - Supplemental Payments	109,348,510	13,443,469	-	1,484,608	6,242,098	7,201,371
Inpatient Hospital - GME Payments	8,211,278	5,543,536	-	-	2,068,098	3,475,438
Mental Health Facilities	57,563,254	41,802,957	3,136,656	3,217,123	10,678,654	31,124,303
Mental Health Facilities - DSH Adjustment Payments	18,878,878	19,000,000	-	-	4,728,384	14,271,616
Nursing Facility Services - Regular Payments ⁽²⁾	642,716,564	668,129,443	53,924,136	55,698,149	159,512,031	508,617,412
Nursing Facility Services - Supplemental Payments	-	-	-	-	-	-
Intermediate Care Facilities - Public Providers	-	-	-	-	-	-
Intermediate Care Facilities - Private Providers	68,638,994	72,429,100	6,074,261	6,035,759	18,046,629	54,382,471
Intermediate Care Facilities - Supplemental Payments	-	-	-	-	-	-
Physicians Services - Regular Payments	72,513,494	40,593,136	2,672,810	3,123,514	9,890,476	30,702,660
Physicians Services - Supplemental Payments	22,615,437	2,780,376	-	-	5,053,381	(2,273,005)
Physician and Surgical Services - Evaluation and Management	3,028	2,400	-	-	(21)	2,421
Physician and Surgical Services - Vaccine Codes	-	-	-	-	-	-
Outpatient Hospital Services - Regular Payments	72,863,760	40,439,473	2,519,148	3,111,916	10,415,718	30,023,755
Outpatient Hospital Services - Supplemental Payments	217,795,914	26,776,155	-	-	21,123,658	5,652,497
Prescribed Drugs	208,527,799	874,100,228	54,303,991	68,041,500	110,934,159	763,166,069
Drug Rebate Offset - National Agreement	(183,668,526)	(361,441,697)	(4,333,811)	(10,192,657)	(18,654,112)	(342,787,585)
Drug Rebate Offset - State Sidebar Agreement	(7,530,775)	(19,598,573)	(83,693)	(552,680)	(1,396,334)	(18,202,239)
Drug Rebate Offset - MCO National	(236,294,808)	(60,753,263)	(20,367,017)	(1,713,243)	(57,368,457)	(3,384,806)
Drug Rebate Offset - MCO State Sidebar Agreement	(10,567,359)	(2,009,216)	(1,000,547)	(56,660)	(5,214,683)	3,205,467
Dental Services	13,832,447	11,544,365	806,096	889,627	2,860,869	8,683,496
Other Practitioners Services - Regular Payments	6,492,548	4,336,150	277,231	335,501	1,078,623	3,257,527
Other Practitioners Services - Supplemental Payments	-	-	-	-	-	-
Clinic Services	2,024,001	1,454,644	90,457	112,717	403,470	1,051,174
Lab & Radiological Services	14,824,783	8,032,059	586,839	618,129	2,116,965	5,915,094
Home Health Services	34,416,617	19,349,700	1,860,934	1,510,744	6,194,185	13,155,515
Hysterectomies/Sterilizations	61,552	43,000	5,196	3,308	19,417	23,583
Pregnancy Terminations ⁽⁴⁾	-	-	15,476	-	83,610	(83,610)
EPSDT Services	1,552,044	1,385,662	124,034	106,678	385,657	1,000,005
Rural Health Clinic Services	5,544,926	3,073,135	200,804	236,424	1,374,473	1,698,662
Medicare Health Insurance Payments - Part A Premiums	18,956,782	19,557,254	1,594,985	1,629,771	4,898,261	14,658,993
Medicare Health Insurance Payments - Part B Premiums	110,218,602	114,952,633	9,677,282	9,579,386	28,991,302	85,961,331
120% - 134% Of Poverty	8,849,389	9,229,482	761,254	709,961	2,243,026	6,986,456
135% - 175% Of Poverty	-	-	-	-	-	-
Coinsurance And Deductibles	11,080,319	11,635,392	740,375	895,030	2,970,995	8,664,397

**WV DEPARTMENT OF HEALTH AND HUMAN RESOURCES
BUREAU FOR MEDICAL SERVICES
EXPENDITURES BY PROVIDER TYPE
SFY2018**

	MONTH OF SEPTEMBER 2017		ACTUALS	TOTAL	ACTUALS	ESTIMATE	ACTUALS	PROJECTED
	SFY2017	SFY2018	Current Month Ended 09/30/17	SFY2018	Current Month Ended 09/30/17	Current Month Ended 09/30/17	Year To-Date Thru 9/30/17	10/1/17 Thru 06/30/18
Medicaid Health Insurance Payments: Managed Care Organizations (MCO)	1,776,593,830	1,755,736,548	142,998,764		146,311,379		376,467,080	1,379,269,468
Medicaid MCO - Evaluation and Management	-	-	-		-		-	-
Medicaid MCO - Vaccine Codes	-	-	-		-		-	-
Medicaid Health Insurance Payments: Prepaid Ambulatory Health Plan	-	-	-		-		-	-
Medicaid Health Insurance Payments: Prepaid Inpatient Health Plan	-	-	-		-		-	-
Medicaid Health Insurance Payments: Group Health Plan Payments	657,626	679,300	64,336		52,254		112,772	566,528
Medicaid Health Insurance Payments: Coinsurance	-	-	-		-		-	-
Medicaid Health Insurance Payments: Other	-	-	-		-		-	-
Home & Community-Based Services (MR/DD)	310,492,734	382,486,200	25,258,044		29,422,014		79,462,279	303,023,921
Home & Community-Based Services (Aged/Disabled)	103,840,769	110,289,297	7,358,651		8,533,544		24,382,720	85,906,577
Home & Community-Based Services (Traumatic Brain Injury)	1,488,193	1,511,600	129,209		116,251		399,048	1,112,552
Home & Community-Based Services (State Plan 1915(i) Only)	-	-	-		-		-	-
Home & Community-Based Services (State Plan 1915(j) Only)	-	-	-		-		-	-
Community Supported Living Services	-	-	-		-		-	-
Programs Of All-Inclusive Care Elderly	-	-	-		-		-	-
Personal Care Services - Regular Payments	73,980,196	79,356,029	5,873,988		6,113,364		17,657,435	61,698,594
Personal Care Services - SDS 1915(j)	-	-	-		-		-	-
Targeted Case Management Services - Com. Case Management	-	-	-		-		-	-
Targeted Case Management Services - State Wide	2,360,158	2,152,607	236,157		165,607		940,075	1,212,532
Primary Care Case Management Services	36	-	285		-		285	(285)
Hospice Benefits ⁽³⁾	26,276,477	24,926,457	1,960,994		1,917,420		6,962,870	17,963,587
Emergency Services Undocumented Aliens	496,071	507,245	8,057		39,019		158,732	348,513
Federally Qualified Health Center	18,358,792	9,518,587	630,102		732,319		2,395,492	7,123,095
Non-Emergency Medical Transportation	35,431,782	36,856,203	2,863,842		2,838,573		8,666,904	28,189,299
Physical Therapy	1,905,207	1,124,844	60,871		86,571		263,185	861,659
Occupational Therapy	680,426	402,384	34,022		30,952		136,879	265,505
Services for Speech, Hearing & Language	478,404	286,408	25,277		22,034		83,899	202,509
Prosthetic Devices, Dentures, Eyeglasses	1,463,138	883,770	64,806		68,076		229,619	654,151
Diagnostic Screening & Preventive Services	437,675	225,171	14,504		17,321		54,628	170,543
Nurse Mid-Wife	136,524	146,453	7,304		11,265		23,555	122,898
Emergency Hospital Services	(77)	-	-		-		-	-
Critical Access Hospitals	34,698,879	19,515,585	1,488,910		1,501,743		8,238,840	11,276,745
Nurse Practitioner Services	3,220,367	2,024,085	118,202		155,730		465,904	1,558,181
School Based Services	12,819,369	12,999,994	392,194		1,000,003		28,481,169	(15,481,175)
Rehabilitative Services (Non-School Based)	64,792,629	53,725,474	4,250,699		4,136,343		16,495,689	37,229,785
Private Duty Nursing	7,552,577	5,105,500	391,399		393,310		1,548,361	3,557,139
Freestanding Birth Centers	-	-	-		-		-	-
Health Home for Enrollees w Chronic Conditions	263,932	224,565	27,464		17,274		106,667	117,898
Other Care Services	19,658,448	12,701,841	808,810		985,935		4,082,917	8,618,924
Less: Recoupments	-	-	(99,717)		-		(5,132,249)	5,132,249
NET EXPENDITURES:	3,983,585,961	4,212,339,962	315,238,389		355,580,025		939,505,750	3,272,834,211

WV DEPARTMENT OF HEALTH AND HUMAN RESOURCES
 BUREAU FOR MEDICAL SERVICES
 EXPENDITURES BY PROVIDER TYPE
 SFY2018

MONTH OF SEPTEMBER 2017	ACTUALS	TOTAL	ACTUALS	ESTIMATE	ACTUALS	PROJECTED
	SFY2017	SFY2018	Current Month Ended 09/30/17	Current Month Ended 09/30/17	Year To-Date Thru 9/30/17	10/1/17 Thru 06/30/18
Collections: Third Party Liability (line 9A on CMS-64)	(8,663,735)	-	-		-	-
Collections: Probate (line 9B on CMS-64)	(513,508)	-	-		-	-
Collections: Identified through Fraud & Abuse Effort (line 9C on CMS-64)	(338,612)	-	-		-	-
Collections: Other (line 9D on CMS-64)	(21,817,774)	-	-		-	-
NET EXPENDITURES and CMS-64 ADJUSTMENTS:	3,952,252,332	4,212,339,962	315,238,389	355,580,025	939,505,750	3,272,834,211
Plus: Medicaid Part D Expenditures	42,112,339	44,357,292	3,687,739	3,696,440.99	11,100,440	33,256,852
Plus: State Only Medicaid Expenditures	537,596	625,700	29,412	48,130.77	141,826	483,874
Plus: Money Follow the Person Expenditures	1,896,869	2,126,650	158,921	163,588.46	505,223	1,621,427
TOTAL MEDICAID EXPENDITURES	\$ 3,996,799,136	\$ 4,259,449,604	\$ 319,114,460	\$ 359,488,185	\$ 951,253,239	\$ 3,308,196,364
Plus: Reimbursables ⁽¹⁾	3,982,371	-	344,614	393,834	1,117,093	(1,117,093)
Plus: NATCEP/PASARR/Eligibility Exams	271,038	288,422	8,676	22,186.33	16,584	271,838
Plus: HIT Incentive Payments	6,343,904	5,000,000	13,030	384,615	106,530	4,893,470
TOTAL EXPENDITURES	\$ 4,007,396,448	\$ 4,264,738,026	\$ 319,480,780	\$ 360,288,821	\$ 952,493,446	\$ 3,312,244,580

(1) This amount will revert to State Only if not reimbursed.

(2) Of the amount in the "Nursing Facility Services-Regular Payments" line, \$1,426,075 is the amount paid to State Facilities year to date.

(3) Of the amount in the "Hospice Benefits" line, \$1,960,994 is the amount paid to Nursing Facilities for Hospice Benefits year to date.

(4) Pregnancy Terminations are State Only expenditures and are not currently claimed.

WV DEPARTMENT OF HEALTH AND HUMAN RESOURCES
 BUREAU FOR MEDICAL SERVICES
 MEDICAID CASH REPORT
 SFY2018

	3 Months Actuals			9 Months Remaining	
MONTH OF SEPTEMBER 2017	ACTUALS	ACTUALS	ACTUALS	PROJECTED	TOTAL
	SFY2017	Current Month Ended 9/30/17	Year-To-Date Thru 9/30/17	10/1/2017 Thru 6/30/18	SFY2018
REVENUE SOURCES					
Beg. Bal. (5084/1020 prior mth)	\$ 22,715,798	\$ 43,365,731	\$ 86,992,634	\$ -	\$ 86,992,634
MATCHING FUNDS					
General Revenue (0403/189)	394,899,115	19,902,138	49,804,277	398,727,804	448,532,081
MRDD Waiver (0403/466)	88,753,483	5,916,899	11,833,798	76,919,685	88,753,483
Rural Hospitals Under 150 Beds (0403/940)	2,596,000	216,334	432,667	2,163,333	2,596,000
Tertiary Funding (0403/547)	6,356,000	529,666	1,059,333	5,296,667	6,356,000
Traumatic Brain Injury (0403/835)	800,000	53,333	106,666	693,334	800,000
Title XIX Waiver for Seniors (0403-533)	13,593,620	906,242	1,812,483	11,781,137	13,593,620
Medical Services Surplus (0403/633)	5,500,000	0	0	30,021,770	30,021,770
Waiver for Senior Citizens Surplus (0403/526)	-	0	0	0	0
Lottery Waiver (Less 550,000) (5405/539)	21,824,274	0	3,095,673	9,287,019	12,382,692
Lottery Waiver (0420/539)	12,142,184	0	5,395,942	16,187,824	21,583,766
Lottery Transfer (5405/871)	8,670,000	0	3,625,578	10,876,734	14,502,312
Excess Lottery (5365/189)	31,377,985	0	0	24,506,170	24,506,170
Lottery Surplus (5405/68199)	8,000,000	0	15,500,000	0	15,500,000
Lottery Surplus (5365/68100)	30,000,000	0	0	26,900,000	26,900,000
Trust Fund Appropriation (5185/189)	131,250,000		8,914,540	63,987,986	72,902,526
Provider Tax (5090/189)	196,831,229	13,790,769	49,595,252	164,706,595	214,301,847
NSGO UPL (5084/6717)	1,210,392	0	0	1,241,403	1,241,403
Certified Match	9,870,547	670,700	9,769,605	5,646,213	15,415,818
Reimbursables - Amount Reimbursed	4,460,819	657,379	657,696	-657,696	0
Other Revenue (MWIN, Escheated Warrants, etc.) 5084/4010 & 4015	627,152	51,786	440,679	459,321	900,000
CHIP State Share	-		0	0	0
CMS - 64 Adjustments	(973,293)	0	0	0	0
TOTAL MATCHING FUNDS	\$ 990,505,306	\$ 86,060,978	\$ 249,036,823	\$ 848,745,299	\$1,097,782,122
FEDERAL FUNDS	\$ 3,098,950,199	\$ 280,569,647	\$ 750,651,992	\$ 2,562,741,548	\$3,313,393,540
TOTAL REVENUE SOURCES	\$ 4,089,455,505	\$ 366,630,625	\$ 999,688,815	\$3,411,486,848	\$4,411,175,663
TOTAL EXPENDITURES:					
Provider Payments	\$ 4,004,846,454	\$ 319,480,780	\$ 952,493,446	\$3,312,244,580	\$4,264,738,026
TOTAL	\$ 84,609,050	\$ 47,149,845	\$ 47,195,369		\$ 146,437,637

Note: FMAP (71.80% applicable Jul. - Sep. 2017) (73.24% applicable Oct. 2017 - Jun. 2018)

Joint Committee on Government and Finance

November 2017

Department of Health and Human Resources

**MEDICAID WAIVER REPORT
September 2017 Data**

**WV Department of Health and Human Resources
Bureau for Medical Services AD Waiver Program Report**

**WV Department of Health and Human Resources
Bureau for Medical Services A&D Waiver Program Report**

Aged & Disabled Waiver Reported September 30, 2017		FY2017 YTD	Jul 17	Aug 17	Sep 17	Oct 17	Nov 17	Dec 17	Jan 18	Feb 18	Mar 18	Apr 18	May 18	Jun 18	YTD 2018
Slots Approved By CMS (1)		6,151	5,752	5,752	5,752										5,752
-Slots Available for Traditional (non TMH-WV) enrollees		6,078	5,662	5,662	5,662										5,662
-Slots reserved for Take Me Home-WV (TMH-WV) enrollees		73	90	90	90										90
Total number of members served YTD (unduplicated slots used) (2) YTD Column reflects most recent month's count		6,151	5,324	5,449	5,523										5,523
Applicants determined eligible this month and added to MEL (3)		1,440	98	119	116										333
Applicants determined ineligible		98	12	12	7										31
ACTIVE MEMBERS															
Active members at the end of the month (unduplicated slots active) YTD Column reflects most recent month's count		5,349	5,302	5,373	5,395										5,395
Active members enrolled during the calendar month		877	28	150	95										273
-Total Active Traditional members enrolled during the calendar month		805	22	138	88										248
-Total Active TMH-WV members enrolled during the calendar month		72	6	12	7										25
Members discharged during the calendar month		1,099	75	79	73										227
ADW Members whose case was closed by reason	Member is deceased	600	40	39	36										115
	Other (4)	499	35	40	37										112
MANAGED ENROLLMENT LIST (MEL)															
# Eligible applicants closed during the calendar month (removed from MEL)		951	341	87	60										488
ADW Applicants removed from the MEL	Applicant offered a slot (Traditional + MFP)	626	325	79	41										445
	Applicant became deceased	114	14	7	8										29
	Other (5)	211	2	1	11										14
Applicants on the MEL who are in a nursing facility YTD Column reflects average # members in setting		32	28	28	33										30
Applicants on the MEL receiving Personal Care YTD Column reflects average # members in setting		36	52	34	31										39
Applicants on the MEL at the end of the month		763	520	552	608										608
Days -Longest time spent on the MEL to date (6) YTD Column reflects average # of days		242	272	283	261										272

(1) Of the 5,752 slots approved by CMS, 90 are reserved for the Money Follows the Person and Rebalancing Demonstration Grant. When it is identified that slots cannot be used for MFP transitions, these slots are made available for traditional (non-MFP) enrollees.

(2) Unduplicated slots used refers to the total number of members who accessed services during the fiscal year.

(3) Monthly number added to MEL is being reported in the month an applicant is determined medically eligible; however, the individual's placement date on the managed enrollment list will be based on their initial application date.

(4) Other reason for closing a case may include, but is not limited to: No services for 180 days, unsafe environment, member non-compliance with program, member no longer desires services, member no longer a WV resident, member no longer medically or financially eligible.

(5) "Other" includes those who are no longer a WV resident, voluntarily decline the program, etc.

(6) Reported in actual number of days on the MEL.

NOTE: All data reported by Utilization Management Contractor is effective as of the transpire date in the web-based system. Data is point-in-time.

**WV Department of Health and Human Resources
Bureau for Medical Services I/DD Waiver Program Report**

Intellectual/Developmental Disabilities Waiver Reported Sept 30, 2017	FY 2017	July-17	Aug-17	Sep-17	Oct-17	Nov-17	Dec-17	Jan-18	Feb-18	Mar-18	Apr-18	May-18	Jun-18	YTD2018
Slots approved by CMS	4,634	4,634	4,634	4,634										4,634
Total number of members served YTD (unduplicated slots used) (1)	4,634	4,568	4,568	4,567										4,567
Applicants determined eligible (2)	207	12	14	20										46
Applicants determined ineligible (3)	202	18	10	14										42
ACTIVE MEMBERS														
# of active members at the end of the month (unduplicated slots active) (1)	4,503	4,565	4,553	4,549										4,549
Discharged members at the end of the calendar month	147	5	12	6										23
Discharged members who were discharged by reason	Deceased	72	3	6	4									13
	Left program to enter a facility	21	2	3	0									5
	a. Hospital	0	0	0	0									0
	b. ICF/IID	2	1	1	0									2
	c. Nursing Facility	11	0	2	1									3
	d. Psychiatric Facility	0	0	0	0									0
	e. Rehabilitation Facility	0	0	0	0									0
	f. Other Facility	1	0	0	0									-
Other (6)	53	1	3	1									5	
MANAGED ENROLLMENT LIST (MEL)														
Total number of applicants on the MEL at the end of the month	1,317	1,256	1,262	1,278										1,278
Number of applicants added to the MEL (4)	207	12	14	20										46
Applicants enrolled (removed from the MEL)	116	67	0	2										69
Applicants removed from the MEL due to Death (5)	7	0	2	0										2
Applicants removed from the MEL due to Other (6)	27	6	6	2										14
Applicants on the MEL who are in a Nursing Facility	0	0	3	9										9
Applicants on the MEL who are in an ICF/IID Group Home	22	24	26	22										22
Applicants on the MEL receiving Personal Care Services each month (8)	70	65	75	9										9
Longest on the MEL to date (7)	1494 Days	1,470	1,491	1,521										1,521

(1) Unduplicated slots used refers to the total number of members who accessed services during the fiscal year.

(2 and 3) Numbers determined medically eligible and ineligible reflect the activity for the month reported. Financial eligibility is not determined until after slot release.

(4) Monthly managed enrollment is being reported in the month an applicant is determined medically eligible; however, the individual's placement date on the managed enrollment list will be based on the date the Medical Eligibility Contract Agent (MECA) determines medical eligibility.

(5) Currently there is no way to track other reasons why someone may leave the MEL for reasons such as moved out of state, decided not to participate in program, etc.

(6) Other reason for program discharge may include, but is not limited to, member is no longer financial or medically eligible, moved out of state, no longer wants the service, etc.

(7) Longest number of days an applicant has been on the MEL.

**WV Department of Health and Human Resources
Bureau for Medical Services TBI Waiver Program Report**

Traumatic Brain Injury Waiver Reported September 30, 2017		FY 2017 YTD	Jul 17	Aug-17	Sep-17	Oct-17	Nov-17	Dec-17	Jan-18	Feb-18	Mar-18	Apr-18	May-18	Jun-18	FY2018 YTD
Slots Approved By CMS (1)		70	66	66	66										66
-Slots Available for Traditional (non TMH-WV) enrollees		70	56	56	56										56
-Slots reserved for Take Me Home-WV (TMH-WV) enrollees		0	10	10	10										10
Total number of members served YTD (unduplicated slots used) (2) YTD Column reflects most recent month's count		69	62	62	62										62
Applicants determined eligible this month and added to MEL (3)		27	3	2	0										5
Applicants determined ineligible		2	1	0	0										1
ACTIVE MEMBERS															
Active members at the end of the month (unduplicated slots active) YTD Column reflects most recent month's count		61	62	62	62										62
Active members enrolled during the calendar month		9	2	0	0										2
-Total Active Traditional members enrolled during the calendar month		8	1	0	0										1
-Total Active TMH-WV members enrolled during the calendar month		1	1	0	0										1
Members discharged during the calendar month		11	1	0	0										1
TBIW Members whose case was closed by reason	Member is deceased	1	0	0	0										0
	Other (4)	10	1	0	0										1
MANAGED ENROLLMENT LIST (MEL)															
# Eligible applicants closed during the calendar month (removed from MEL)		15	0	0	0										0
TBIW Applicants removed from the MEL	Applicant offered a slot	14	0	0	0										0
	Applicant became deceased	0	0	0	0										0
	Other (5)	1	0	0	0										0
Applicants on the MEL who are in a nursing facility		1	0	0	0										0
Applicants on the MEL receiving Personal Care		0	1	1	0										1
Applicants on the MEL at the end of the month		12	13	15	15										15
Days -Longest time spent on the MEL to date (6) YTD Column reflects average # of days		170	368	399	429										399

(1) Of the 66 slots approved by CMS, 10 are reserved for the Money Follows the Person and Rebalancing Demonstration Grant. Beginning SFY 2017-2018, the program was over the number of slots available for Traditional enrollees. There are no available Traditional slots beginning SFY 2017-2018, therefore medically eligible applicants that are Traditional will be placed on the MEL.

(2) Unduplicated slots used refers to the total number of members who accessed services during the fiscal year.

(3) Monthly number added to MEL is being reported in the month an applicant is determined medically eligible; however, the individual's placement date on the managed enrollment list will be based on their initial application date.

(4) Other reason for closing a case may include, but is not limited to: No services for 180 days, unsafe environment, member non-compliance with program, member no longer desires services, member no longer a WV resident, member no longer medically or financially eligible.

(5) "Other" includes those who are no longer a WV resident, voluntarily decline the program, etc.

(6) Reported in actual number of days on the MEL.

NOTE: All data as reported by the Utilization Management Contractor is point-in-time

Joint Committee on
Government and Finance
Report

NOVEMBER 2017

Department of Health and Human Resources

State Children's Health Insurance Program
UPDATE



West Virginia Children's Health Insurance Program
Comparative Statement of Revenues, Expenditures and Changes in Fund Balances
For the three months ending September 30, 2017 and September 30, 2016
(Modified Accrual Basis)

	September 30, 2017	September 30, 2016	Variance	
Revenues				
Federal Grants	11,074,031	11,434,963	(360,932)	-3%
State Appropriations		0	0	0%
Premium Revenues	349,401	329,448	19,953	6%
Investment Income:				
Investment Earnings	<u>24,619</u>	<u>19,782</u>	<u>4,837</u>	<u>24%</u>
Total Revenues	<u>11,448,051</u>	<u>11,784,193</u>	<u>(336,142)</u>	<u>-3%</u>
Expenditures:				
Claims:				
Prescribed Drugs	2,364,479	1,921,100	443,379	23%
Outpatient Services	2,042,315	1,267,301	775,014	61%
Physicians & Surgical	1,927,771	3,242,117	(1,314,346)	-41%
Dental	1,896,772	1,751,623	145,149	8%
Inpatient Hospital Services	1,045,267	623,610	421,657	68%
Therapy	999,019	722,787	276,232	38%
Other Services	699,090	570,816	128,274	22%
Outpatient Mental Health	317,823	4,526	313,297	6922%
Vision	285,339	196,803	88,536	45%
Inpatient Mental Health	239,601	219,245	20,356	9%
Medical Transportation	187,875	18,543	169,332	913%
Durable & Disposable Med. Equip.	99,546	142,409	(42,863)	-30%
Less: Collections**	<u>(581,720)</u>	<u>(269,655)</u>	<u>(312,065)</u>	<u>116%</u>
Total Claims	<u>11,523,177</u>	<u>10,411,225</u>	<u>1,111,952</u>	<u>11%</u>
General and Admin Expenses:				
Salaries and Benefits	157,467	141,877	15,590	11%
Program Administration	1,068,695	747,198	321,497	43%
Eligibility	0	0	0	0%
Outreach & Health Promotion	32,677	17,591	15,086	86%
Current	<u>17,045</u>	<u>25,702</u>	<u>(8,657)</u>	<u>-34%</u>
Total Administrative	<u>1,275,884</u>	<u>932,368</u>	<u>343,516</u>	<u>37%</u>
Total Expenditures	<u>12,799,061</u>	<u>11,343,593</u>	<u>1,455,468</u>	<u>13%</u>
Excess of Revenues				
Over (Under) Expenditures	(1,351,010)	440,599	(1,791,610)	-407%
Unrealized Gain(loss) On Investments*	1,493	(7,952)	9,444	-119%
Fund Equity, Beginning	<u>7,781,507</u>	<u>8,268,031</u>	<u>(486,524)</u>	<u>-6%</u>
Fund Equity, Ending	<u>6,431,990</u>	<u>8,700,679</u>	<u>(2,268,689)</u>	<u>-26%</u>

* Short Term Bond Fund Investment began in November 2009

** Collections are primarily drug rebates and subrogation

PRELIMINARY FINANCIAL STATEMENTS

Unaudited - For Management Purposes Only - Unaudited

**West Virginia Children's Health Insurance Program
 Budget to Actual Statement
 State Fiscal Year 2018
 For the Three Months Ending September 30, 2017**

	<u>Budgeted for Year</u>	<u>Year to Date Budgeted Amt</u>	<u>Year to Date Actual Amt</u>	<u>Year to Date Variance*</u>		<u>Monthly Budgeted Amt</u>	<u>Actual Amt Sep-17</u>	<u>Actual Amt Aug-17</u>	<u>Actual Amt Jul-17</u>
Projected Cost	\$50,205,506	\$12,551,377	\$12,633,128	(\$81,752)	-1%	\$4,183,792	\$3,807,387	\$4,733,565	\$4,092,176
Premiums	2,403,240	\$600,810	\$349,401	(\$251,409)	-42%	\$200,270	\$112,514	\$125,313	\$111,574
Subrogation & Rebates	<u>1,398,828</u>	<u>\$349,707</u>	<u>\$570,929</u>	<u>221,222</u>	<u>63%</u>	<u>\$116,569</u>	<u>\$0</u>	<u>\$9,848</u>	<u>\$561,081</u>
Net Benefit Cost	\$46,403,438	\$11,600,860	\$11,712,798	(\$111,939)	-1%	\$3,973,808	\$3,694,873	\$4,598,404	\$3,419,521
Salaries & Benefits	\$702,625	\$175,656	\$157,467	\$18,190	10%	\$58,552	\$62,755	\$42,209	\$52,503
Program Administration	\$2,626,570	\$656,643	\$454,555	\$202,087	31%	\$218,881	\$274,245	\$180,055	\$255
Eligibility	\$326,676	\$81,669	\$0	\$81,669	100%	\$27,223	\$0	\$0	\$0
Outreach & Health Prom.	\$392,012	\$98,003	\$32,677	\$65,326	67%	\$32,668	\$5,108	\$27,569	
Current Expense	<u>\$326,676</u>	<u>\$81,669</u>	<u>\$17,045</u>	<u>\$64,624</u>	<u>79%</u>	<u>\$27,223</u>	<u>\$4,397</u>	<u>\$4,227</u>	<u>\$8,421</u>
Total Admin Cost	\$4,374,559	\$1,093,640	\$661,743	\$431,897	39%	\$364,547	\$346,506	\$254,059	\$61,178
Total Program Cost	<u>\$50,777,997</u>	<u>\$12,694,499</u>	<u>\$12,374,542</u>	<u>\$319,958</u>	<u>3%</u>	<u>\$4,338,355</u>	<u>\$4,041,379</u>	<u>\$4,852,463</u>	<u>\$3,480,699</u>
Federal Share 100%	50,777,997	\$12,694,499	\$12,374,542	\$319,958	3%	\$4,338,355	4,041,379	4,852,463	3,480,699
State Share 0%	<u>0</u>	<u>\$0</u>	<u>\$0</u>	<u>\$0</u>	<u>0%</u>	<u>0</u>	<u>0</u>	<u>0</u>	<u>0</u>
Total Program Cost **	<u>\$50,777,997</u>	<u>\$12,694,499</u>	<u>\$12,374,542</u>	<u>\$319,958</u>	<u>3%</u>	<u>\$4,338,355</u>	<u>\$4,041,379</u>	<u>\$4,852,463</u>	<u>\$3,480,699</u>

* Positive percentages indicate favorable variances
 ** Budgeted Year Based on CCRC Actuary 6/30/2017 Report.

Unaudited - Cash Basis For Management Purposes Only - Unaudited

WVCHIP Enrollment Report

ATTACHMENT 1

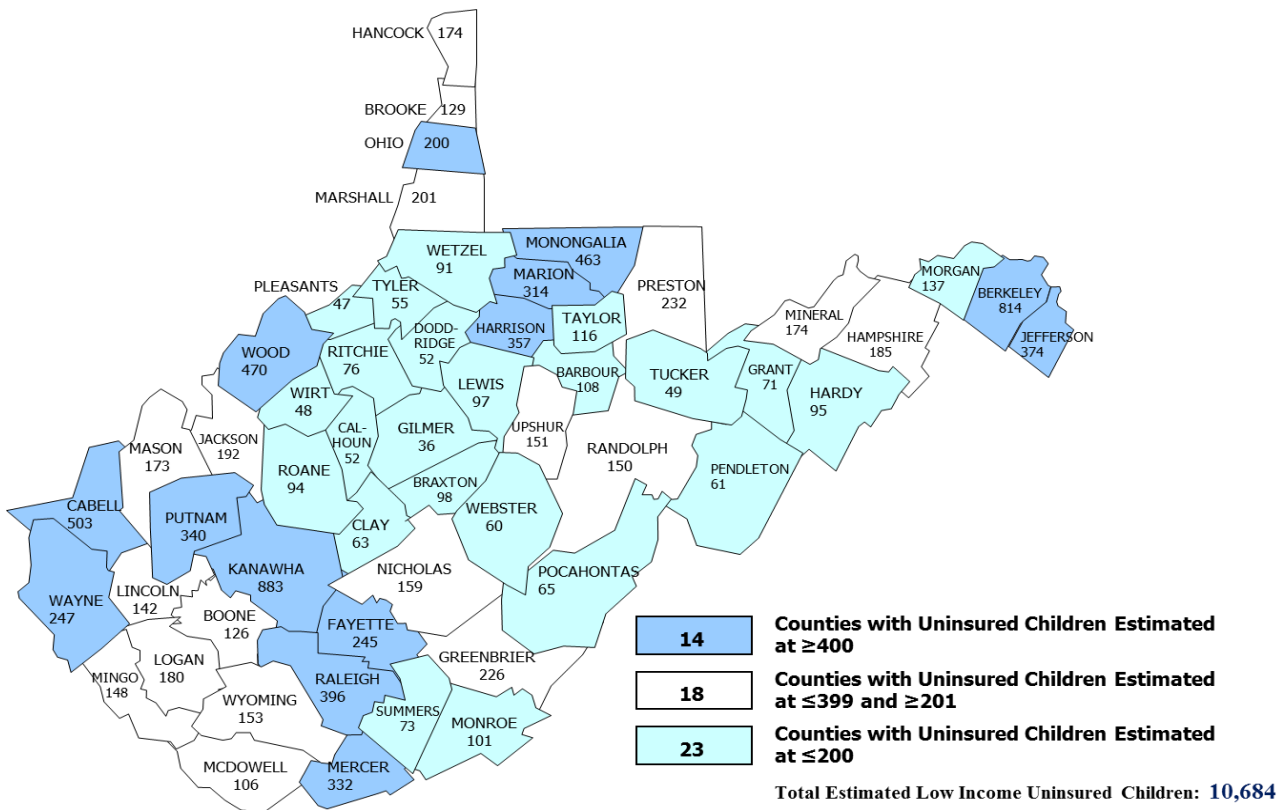
October 2017

County	County Pop. 2010 Est. (0-18 Yrs)	Total CHIP Enrollment Oct-17	Total Medicaid Enrollment Oct-17	Total CHIP/Medicaid Enrollment	CHIP/Medicaid Enrollment % of Population	2010 Est. Uninsured 3%	2010 # Children Uninsured Ranking*
Barbour	3,600	235	1,703	1,938	53.8%	108	33
Berkeley	26,251	1,560	11,622	13,182	50.2%	788	2
Boone	5,615	242	3,227	3,469	61.8%	168	25
Braxton	3,006	163	1,679	1,842	61.3%	90	40
Brooke	4,573	2	1,258	1,260	27.6%	137	31
Cabell	18,879	948	9,194	10,142	53.7%	566	4
Calhoun	1,518	97	871	968	63.8%	46	51
Clay	2,215	145	1,357	1,502	67.8%	66	44
Doddridge	1,673	100	732	832	49.7%	50	48
Fayette	9,438	647	5,319	5,966	63.2%	283	13
Gilmer	1,260	73	586	659	52.3%	38	54
Grant	2,555	129	1,149	1,278	50.0%	77	42
Greenbrier	7,131	578	3,672	4,250	59.6%	214	16
Hampshire	5,392	230	2,383	2,613	48.5%	162	27
Hancock	6,166	537	3,203	3,740	60.7%	185	20
Hardy	3,015	231	1,558	1,789	59.3%	90	39
Harrison	15,202	891	6,454	7,345	48.3%	456	7
Jackson	6,602	316	3,034	3,350	50.7%	198	18
Jefferson	12,679	605	3,886	4,491	35.4%	380	10
Kanawha	39,771	2,090	19,218	21,308	53.6%	1,193	1
Lewis	3,389	227	1,910	2,137	63.1%	102	37
Lincoln	4,930	241	3,093	3,334	67.6%	148	30
Logan	7,496	364	4,512	4,876	65.1%	225	15
Marion	11,227	618	5,245	5,863	52.2%	337	11
Marshall	6,886	261	2,953	3,214	46.7%	207	17
Mason	5,929	263	2,855	3,118	52.6%	178	21
McDowell	4,423	193	3,178	3,371	76.2%	133	32
Mercer	12,764	787	7,831	8,618	67.5%	383	9
Mineral	5,868	302	2,354	2,656	45.3%	176	23
Mingo	5,905	261	3,934	4,195	71.0%	177	22
Monongalia	15,294	825	5,520	6,345	41.5%	459	6
Monroe	2,835	244	1,196	1,440	50.8%	85	41
Morgan	3,596	252	1,448	1,700	47.3%	108	34
Nicholas	5,561	356	3,002	3,358	60.4%	167	26
Ohio	8,444	440	3,511	3,951	46.8%	253	14
Pendleton	1,462	76	600	676	46.2%	44	52
Pleasants	1,551	70	663	733	47.2%	47	50
Pocahontas	1,561	144	816	960	61.5%	47	49
Preston	6,536	410	3,091	3,501	53.6%	196	19
Putnam	13,150	633	4,334	4,967	37.8%	395	8
Raleigh	16,403	986	9,379	10,365	63.2%	492	5
Randolph	5,705	460	2,974	3,434	60.2%	171	24
Ritchie	2,205	114	1,088	1,202	54.5%	66	45
Roane	3,239	255	1,781	2,036	62.9%	97	38
Summers	2,521	162	1,431	1,593	63.2%	76	43
Taylor	3,514	189	1,613	1,802	51.3%	105	35
Tucker	1,371	101	569	670	48.9%	41	53
Tyler	1,924	86	809	895	46.5%	58	47

WVCHIP Enrollment Report

October 2017

County	County Pop. 2010 Est. (0-18 Yrs)	Total CHIP Enrollment Oct-17	Total Medicaid Enrollment Oct-17	Total CHIP/Medicaid Enrollment	CHIP/Medicaid % of Population	2010 Est. Uninsured 3%	2010 # Children Uninsured Ranking*
Upshur	4,996	303	2,882	3,185	63.7%	150	29
Wayne	9,516	377	4,870	5,247	55.1%	285	12
Webster	1,977	94	1,322	1,416	71.6%	59	46
Wetzel	3,466	152	1,835	1,987	57.3%	104	36
Wirt	1,201	65	738	803	66.9%	36	55
Wood	18,956	895	9,310	10,205	53.8%	569	3
Wyoming	5,116	287	2,743	3,030	59.2%	153	28
Totals	387,459	21,312	187,495	208,807	53.9%	11,624	




The above map shows the most recent 2013 county level data provided by the U.S. Census Bureau Small Area Health Insurance Estimates (SAHIE) for children under 19 years. While the statewide average for children under 19 is now about 3%, the SAHIE data reflects more accurately the variation from county to county depending on the availability of employer sponsored insurance and should be a more accurate way to target outreach than in previous years.

WEST VIRGINIA INVESTMENT MANAGEMENT BOARD

Participant Plan Performance Report

September 30, 2017



Participant Plans Allocation & Performance Net of Fees

Period Ending: September 30, 2017

	6/30/2017		9/30/2017		Performance %							
	Asset (\$000)	%	Asset (\$000)	%	1 Month	3 Month	FYTD	1 Year	3 Year	5 Year	10 Year	
WVIMB Fund Assets	18,283,189	100.0	18,789,722	100.0								
Pension Assets	14,791,142	80.9	15,228,087	81.1								
Public Employees' Retirement System	6,288,320	34.4	6,501,332	34.6	1.2	3.8	3.8	15.9	8.1	9.7	6.3	
Teachers' Retirement System	7,232,585	39.6	7,413,898	39.6	1.2	3.7	3.7	15.8	8.0	9.6	6.0	
EMS Retirement System	70,196	0.4	73,730	0.4	1.2	3.8	3.8	15.9	8.1	9.6		
Public Safety Retirement System	639,380	3.5	654,231	3.5	1.2	3.7	3.7	15.8	8.1	9.6	6.3	
Judges' Retirement System	189,254	1.0	196,183	1.0	1.2	3.8	3.8	15.9	8.1	9.7	6.3	
State Police Retirement System	165,873	0.9	174,279	0.9	1.2	3.8	3.8	15.9	8.1	9.7	6.3	
Deputy Sheriffs' Retirement System	198,732	1.1	207,068	1.1	1.2	3.8	3.8	15.9	8.1	9.7	6.3	
Municipal Police & Firefighter Retirement System	5,356	0.0	5,893	0.0	1.2	3.7	3.7	15.5	7.9	9.2		
Municipal Model A	1,446	0.0	1,473	0.0	1.2	3.8	3.8	15.9	8.0			
Insurance Assets	2,641,811	14.4	2,691,759	14.4								
Workers' Compensation Old Fund	1,260,911	6.8	1,265,439	6.7	0.6	2.8	2.8	8.5	4.9	4.9	4.1	
Workers' Comp. Self-Insured Guaranty Risk Pool	33,211	0.2	34,368	0.2	0.6	2.8	2.8	8.9	4.8	5.3	4.3	
Workers' Comp. Self-Insured Security Risk Pool	53,908	0.3	54,948	0.3	0.6	2.8	2.8	8.9	4.8			
Workers' Comp. Uninsured Employers' Fund	11,797	0.1	12,122	0.1	0.6	2.8	2.8	8.7	4.5	5.1	4.0	
Pneumoconiosis	250,631	1.4	254,836	1.4	0.6	2.8	2.8	8.9	4.7	5.3	4.7	
Board of Risk & Insurance Management	144,341	0.8	148,405	0.8	0.6	2.8	2.8	9.0	4.6	5.2	5.2	
Public Employees' Insurance Agency	153,908	0.8	157,931	0.8	0.5	2.6	2.6	8.6	4.6	5.2	4.9	
WV Retiree Health Benefit Trust Fund	733,104	4.0	763,710	4.1	1.2	3.8	3.8	15.8	8.1	9.6		
Endowment Assets	850,236	4.7	869,876	4.5								
Berkeley County Development Authority	7,031	0.0	7,324	0.0	1.2	3.8	3.8	15.9				
Wildlife Fund	63,648	0.4	64,765	0.3	1.2	3.8	3.8	15.9	8.1	9.6	6.3	
Prepaid Tuition Trust	49,025	0.3	47,495	0.3	0.8	3.2	3.2	11.7	6.9	7.7	5.7	
Revenue Shortfall Reserve Fund	145,150	0.8	146,865	0.8	(0.3)	1.2	1.2	1.7	2.4	1.5	1.5	
Revenue Shortfall Reserve Fund - Part B	425,111	2.4	435,384	2.3	0.4	2.4	2.4	8.3	4.9	4.8	3.2	
WV DEP Trust	9,044	0.0	9,320	0.0	1.4	4.6	4.6	15.9	7.1	8.9		
WV DEP Agency	151,227	0.8	158,723	0.8	0.9	3.4	3.4	11.4	5.5			

Composite Asset Allocation & Performance Net of Fees

Period Ending: September 30, 2017

	Asset (\$000)	%	Performance %							
			1 Month	3 Month	FYTD	1 Year	3 Year	5 Year	10 Year	
Investment Pools Composite	18,799,182	100.00								
Total Equity Composite	9,482,319	50.44	2.16	6.26	6.26	22.40	9.20	12.21	6.21	
+/- Total Equity Base Index (b)			(0.03)	0.79	0.79	2.90	0.97	1.20	1.52	
Domestic Equity Composite	4,519,643	24.04	2.44	4.92	4.92	19.39	10.54	14.26	7.87	
+/- Russell 3000 Index			0.00	0.35	0.35	0.68	(0.20)	0.04	0.30	
International Equity Composite	4,962,676	26.40	1.91	7.46	7.46	25.09	7.53	9.94	4.32	
+/- MSCI AC World ex US IMI Index (c)			(0.03)	1.10	1.10	5.01	1.90	2.22	2.45	
Fixed Income Composite	3,485,075	18.54	0.07	1.49	1.49	4.30	3.70	3.36	4.66	
+/- Bloomberg Barclays Capital Universal (d)			0.42	0.48	0.48	3.34	0.59	0.83	0.01	
Core Fixed Income Composite	1,048,101	5.58	(0.59)	0.78	0.78	0.38	3.11	2.54		
+/- Bloomberg Barclays Capital Aggregate			(0.11)	(0.07)	(0.07)	0.31	0.40	0.48		
Total Return Fixed Income Composite (k)	2,436,974	12.96	0.36	1.80	1.80	6.05	3.94	3.76	5.00	
+/- Bloomberg Barclays Capital Universal			0.71	0.79	0.79	5.09	0.83	1.23	0.44	
TIPS Composite	370,529	1.97	(0.63)	0.89	0.89	(0.71)	1.62	0.01		
+/- Bloomberg Barclays Capital U.S. TIPS			0.01	0.03	0.03	0.02	0.00	(0.01)		
Cash Composite	106,634	0.57	0.10	0.27	0.27	0.68	0.36	0.27	0.57	
+/- Citigroup 90 Day T-Bill (e)			0.01	0.01	0.01	0.04	0.07	0.04	0.02	
Private Equity Composite	1,624,661	8.64	0.46	0.82	0.82	19.73	13.67	13.40		
+/- Russell 3000 + 3% (f, g)								(3.98)		
Real Estate Composite	1,626,074	8.65	0.02	0.09	0.09	8.49	9.69	10.05		
+/- NCREIF + 1% (f)								(1.44)		
Hedge Fund Composite	1,839,305	9.78	0.08	1.54	1.54	5.03	2.32	4.86		
+/- HFRI FOF + 1% (h)			(0.47)	(1.06)	(1.06)	(2.51)	(0.93)	1.23		
Opportunistic Income Composite	264,585	1.41	0.01	0.03	0.03	4.87				
+/- CS Leveraged Loan + 2.5%			(0.60)	(1.65)	(1.65)	(2.99)				

Participant Plans Allocation vs. Strategy

Period Ending: September 30, 2017

	Domestic Equity		Int'l Equity		Fixed Income		Private Equity		Real Estate		Hedge Funds		Opportunistic Income		Cash	
	Actual %	Strategy %	Actual %	Strategy %	Actual %	Strategy %	Actual %	Strategy %	Actual %	Strategy %	Actual %	Strategy %	Actual %	Strategy %	Actual %	Strategy %

Pension Assets

Public Employees' Retirement System	25.7	27.5	28.3	27.5	14.6	15.0	10.1	10.0	10.1	10.0	9.3	10.0	1.8	0.0	0.1	0.0
Teachers' Retirement System	25.8	27.5	28.4	27.5	14.4	15.0	10.0	10.0	10.0	10.0	9.3	10.0	1.7	0.0	0.4	0.0
EMS Retirement System	25.6	27.5	28.2	27.5	14.6	15.0	10.1	10.0	10.1	10.0	9.1	10.0	1.8	0.0	0.5	0.0
Public Safety Retirement System	25.8	27.5	28.6	27.5	14.4	15.0	10.1	10.0	10.1	10.0	9.2	10.0	1.8	0.0	0.0	0.0
Judges' Retirement System	25.3	27.5	28.4	27.5	14.6	15.0	10.2	10.0	10.2	10.0	9.4	10.0	1.8	0.0	0.1	0.0
State Police Retirement System	25.6	27.5	28.1	27.5	14.7	15.0	10.1	10.0	10.1	10.0	9.2	10.0	1.8	0.0	0.4	0.0
Deputy Sheriffs' Retirement System	25.4	27.5	28.4	27.5	14.6	15.0	10.2	10.0	10.2	10.0	9.3	10.0	1.8	0.0	0.1	0.0
Municipal Police & Firefighter Retirement System	25.5	27.5	27.1	27.5	14.2	15.0	9.9	10.0	9.9	10.0	8.4	10.0	1.7	0.0	3.3	0.0
Municipal Model A	25.1	27.5	28.8	27.5	13.8	15.0	10.2	10.0	10.2	10.0	9.7	10.0	1.8	0.0	0.4	0.0

Insurance Assets

Workers' Compensation Old Fund	15.0	15.0	16.2	15.0	50.1	50.0	0.0	0.0	0.0	0.0	14.8	15.0	0.0	0.0	3.9	5.0
Workers' Comp. Self-Insured Guaranty Risk Pool	14.8	15.0	16.0	15.0	45.0	45.0	0.0	0.0	0.0	0.0	19.6	20.0	0.0	0.0	4.6	5.0
Workers' Comp. Self-Insured Security Risk Pool	14.8	15.0	16.1	15.0	45.0	45.0	0.0	0.0	0.0	0.0	19.7	20.0	0.0	0.0	4.4	5.0
Workers' Comp. Uninsured Employers Fund	14.7	15.0	16.0	15.0	40.3	40.0	0.0	0.0	0.0	0.0	18.9	20.0	0.0	0.0	10.1	10.0
Pneumoconiosis	14.8	15.0	16.1	15.0	44.8	45.0	0.0	0.0	0.0	0.0	19.9	20.0	0.0	0.0	4.4	5.0
Board of Risk & Insurance Mgmt.	14.7	15.0	16.0	15.0	45.4	45.0	0.0	0.0	0.0	0.0	18.9	20.0	0.0	0.0	5.0	5.0
Public Employees' Insurance Agency	12.3	12.5	13.3	12.5	55.4	55.0	0.0	0.0	0.0	0.0	19.0	20.0	0.0	0.0	0.0	0.0
WV Retiree Health Benefit Trust Fund	25.8	27.5	27.9	27.5	14.8	15.0	10.2	10.0	10.2	10.0	9.3	10.0	1.8	0.0	0.0	0.0

Endowment Assets

Berkeley County Development Authority	25.8	27.5	28.0	27.5	14.7	15.0	10.2	10.0	10.2	10.0	9.3	10.0	1.8	0.0	0.0	0.0
Wildlife Fund	25.7	27.5	28.0	27.5	15.0	15.0	10.1	10.0	10.1	10.0	9.1	10.0	1.8	0.0	0.2	0.0
Prepaid Tuition Trust	22.3	22.0	18.4	18.0	57.3	60.0	0.0	0.0	0.0	0.0	0.0	0.0	0.0	0.0	2.0	0.0
Revenue Shortfall Reserve Fund	0.0	0.0	0.0	0.0	100.0	100.0	0.0	0.0	0.0	0.0	0.0	0.0	0.0	0.0	0.0	0.0
Revenue Shortfall Reserve Fund - Part B	11.1	11.3	12.0	11.3	76.9	77.5	0.0	0.0	0.0	0.0	0.0	0.0	0.0	0.0	0.0	0.0
WV DEP Trust	31.8	32.5	34.2	32.5	14.8	15.0	0.0	0.0	0.0	0.0	18.8	20.0	0.0	0.0	0.4	0.0
WV DEP Agency	19.8	20.0	21.2	20.0	40.5	40.0	0.0	0.0	0.0	0.0	18.4	20.0	0.0	0.0	0.1	0.0

- (a) As of January 2014, the PERS Base is 30% Russell 3000, 30% MSCI ACW ex USA (IMI), and 40% Bloomberg Barclays Capital Universal. From April 2008 to December 2013, the PERS Base was 30% Russell 3000, 30% MSCI ACW ex USA (Standard), and 40% Bloomberg Barclays Capital Universal. Prior periods were 42% Russell 3000, 18% MSCI ACW ex USA, and 40% Bloomberg Barclays Capital Aggregate.
- (b) As of January 2014, the Total Equity Base Index is 50% Russell 3000 and 50% MSCI ACW ex USA (IMI). From April 2008 to December 2013, the Total Equity Base Index was 50% Russell 3000 and 50% MSCI ACW ex USA (Standard). Prior periods were 40% S&P 500, 30% Russell 2500, and 30% MSCI ACW ex USA.
- (c) Prior to January 2014, the index was the MSCI ACW ex USA (Standard).
- (d) Prior to April 2008, the index was Bloomberg Barclays Capital Aggregate.
- (e) Prior to January 2014, the index was Citigroup 90 Day T-Bill plus 15 basis points.
- (f) The Private Equity Composite and Real Estate Composite are long-term programs whose benchmarks are only reported for 5 years and beyond.
- (g) Prior to January 2014, the index was S&P 500 plus 500 basis points.
- (h) Prior to January 2014, the index was Libor plus 400 basis points.
- (i) Franklin Benchmark is 50% JPM EMBI Global Diversified and 50% JPM GBIEM Diversified.
- (j) Prior to April 2008, the index was a custom index.
- (k) From October 2015, to March 2017, performance returns from the Opportunistic Income Pool are included in the Total Return Fixed Income Composite.

Note: Participant returns are net of fees. Portfolio returns are net of management fees. Returns shorter than one year are unannualized.

This report contains confidential and proprietary information and is subject to the terms and conditions of the Consulting Agreement. It is being provided for use solely by the customer. The report may not be sold or otherwise provided, in whole or in part, to any other person or entity without written permission from Verus Advisory, Inc., (hereinafter Verus) or as required by law or any regulatory authority. The information presented does not constitute a recommendation by Verus and cannot be used for advertising or sales promotion purposes. This does not constitute an offer or a solicitation of an offer to buy or sell securities, commodities or any other financial instruments or products.

The information presented has been prepared using data from third party sources that Verus believes to be reliable. While Verus exercised reasonable professional care in preparing the report, it cannot guarantee the accuracy of the information provided by third party sources. Therefore, Verus makes no representations or warranties as to the accuracy of the information presented. Verus takes no responsibility or liability (including damages) for any error, omission, or inaccuracy in the data supplied by any third party. Nothing contained herein is, or should be relied on as a promise, representation, or guarantee as to future performance or a particular outcome. Even with portfolio diversification, asset allocation, and a long-term approach, investing involves risk of loss that the investor should be prepared to bear.

The information presented may be deemed to contain forward-looking information. Examples of forward looking information include, but are not limited to, (a) projections of or statements regarding return on investment, future earnings, interest income, other income, growth prospects, capital structure and other financial terms, (b) statements of plans or objectives of management, (c) statements of future economic performance, and (d) statements of assumptions, such as economic conditions underlying other statements. Such forward-looking information can be identified by the use of forward looking terminology such as believes, expects, may, will, should, anticipates, or the negative of any of the foregoing or other variations thereon comparable terminology, or by discussion of strategy. No assurance can be given that the future results described by the forward-looking information will be achieved. Such statements are subject to risks, uncertainties, and other factors which could cause the actual results to differ materially from future results expressed or implied by such forward looking information. The findings, rankings, and opinions expressed herein are the intellectual property of Verus and are subject to change without notice. The information presented does not claim to be all-inclusive, nor does it contain all information that clients may desire for their purposes. The information presented should be read in conjunction with any other material provided by Verus, investment managers, and custodians.

Verus will make every reasonable effort to obtain and include accurate market values. However, if managers or custodians are unable to provide the reporting period's market values prior to the report issuance, Verus may use the last reported market value or make estimates based on the manager's stated or estimated returns and other information available at the time. These estimates may differ materially from the actual value. Hedge fund market values presented in this report are provided by the fund manager or custodian. Market values presented for private equity investments reflect the last reported NAV by the custodian or manager net of capital calls and distributions as of the end of the reporting period. These values are estimates and may differ materially from the investments actual value. Private equity managers report performance using an internal rate of return (IRR), which differs from the time-weighted rate of return (TWRR) calculation done by Verus. It is inappropriate to compare IRR and TWRR to each other. IRR figures reported in the illiquid alternative pages are provided by the respective managers, and Verus has not made any attempts to verify these returns. Until a partnership is liquidated (typically over 10-12 years), the IRR is only an interim estimated return. The actual IRR performance of any LP is not known until the final liquidation.

Verus receives universe data from InvestorForce, eVestment Alliance, and Morningstar. We believe this data to be robust and appropriate for peer comparison. Nevertheless, these universes may not be comprehensive of all peer investors/managers but rather of the investors/managers that comprise that database. The resulting universe composition is not static and will change over time. Returns are annualized when they cover more than one year. Investment managers may revise their data after report distribution. Verus will make the appropriate correction to the client account but may or may not disclose the change to the client based on the materiality of the change.



Status Report:
Workers' Compensation

Joint Committee on Government & Finance

November 2017

Provided by the West Virginia Offices of the Insurance Commissioner



Table of Contents:

Introduction	3
Definitions	4-6
Monthly Claims Count and Reserve Charts	7-11
Old Fund Cash Statements	12
Coal Workers Pneumoconiosis Fund Cash Statement	13
Self-Insured Guaranty Fund Cash Statement	14
Self-Insured Security Fund Cash Statement	15
Uninsured Employers' Fund Cash Statement	16

Introduction

With the passage of S.B. 1004 in January 2005, significant changes were made to workers' compensation insurance in West Virginia. The State administered monopolistic fund effectively ended when a new domestic mutual insurance company, "BrickStreet", was formed to issue workers' compensation insurance on a going forward basis. BrickStreet began writing new workers' compensation insurance liabilities effective January 2006. (They also retained the workers' compensation insurance premium and incurred liability starting in July 2005.) The West Virginia workers' compensation insurance market was later opened to competition beginning in July 2008.

At the time when the domestic mutual insurance company was formed in order to begin to privatize the workers' compensation insurance market in West Virginia, a large legacy liability existed stemming from the historical operation of the State administered monopolistic fund. Subsequent to privatization, this legacy liability was retained by the State of West Virginia in what is now known as the "Old Fund." The Old Fund consists of all historical claims with dates of injuries or last exposure through June 30, 2005. Apart from those sections which specifically reference other "funds," the "private market," or the "self-insured" community (which began in July 2004), this report concerns the workers' compensation legacy liability of the State of West Virginia, i.e. the Old Fund.

At January 2008, there were 47,961 active Old Fund workers' compensation insurance claims. The first Workers' Compensation Status Report to the Joint Committee on Government and Finance was issued in June 2008. The following pages update the status of the various workers' compensation funds and the activities associated with the administration of the workers' compensation responsibilities transitioned to the Offices of the Insurance Commissioner.

Definitions:

Appeal (BOR): A formal procedure conducted by the Board of Review at which a decision of an administrative law judge (OOJ) having presided over a matter of workers' compensation (Old Fund or Privately Insured) is to be afforded additional consideration. An appeal may be filed by any aggrieved party, such as a claimant, employer, dependent of a claimant, private insurance carrier, etc.

Board of Review: (BOR) A three judge panel that serves as an intermediate appellate tribunal in workers' compensation litigation. Specifically, the Board of Review reviews all appeals taken from any final decision of the Office of Judges. The BOR may reverse, vacate, modify or remand a decision of the Office of Judges. Any appeal taken from a Board of Review final order must be filed with the West Virginia Supreme Court of Appeals.

Claim Reserve: individual claim level cost estimate that is projected on the ultimate probable exposure; must be the best projection based on the facts and findings of the claim. This function is to capture the key components that impact the range of any impending cost in workers' compensation claims. No discounting is applied. The Indemnity Reserve is adjusted to cover the cost of loss or exposure both on a temporary and permanent basis. The reserve should also be adjusted to include the projected cost of any death and/or dependent benefits when appropriate. The Medical Reserve covers medical cost, hospital stays, specialized treatment, rehabilitation, durable medical equipment, and medications, etc. The Expense Reserve is placed for the cost of legal defense and investigations, etc. The reserves may be reduced based on the findings of early mortality factors.

Coal Workers' Pneumoconiosis Fund (CWP): State managed fund into which FBL premiums previously received are held, and out of which FBL benefits are paid. This fund was closed to future liabilities as of 12/31/2005. Because of the latency period between the date of last exposure and the onset of disease, new FBL claims will occur.

Fatal: claim under which the worker died as a result of injury or illness.

FBL: claim for Occupational Pneumoconiosis (Black Lung) benefits under Title IV of the federal Coal Mine Health and Safety Act of 1969, i.e. Federal Black lung, or FBL.

FBL Awarded Claim: an FBL claim that has been awarded but has not yet been accepted by the responsible operator/insurer

FBL Claim Notice: an FBL claim for which not initial decision has yet been made, but evidence in the claims indicates the potential for an award

FBL Non-active Claim: an FBL claim for which an award had been sought, but was not afforded. Federal statutes permit an appeal process which lasts for 1 year, so the claim would be reopened for consideration upon appeal. Denied FBL claims are closed administratively after 6 months, as the TPA's bill for claims management services monthly on an open claims basis.

FBL Paying Claim: an FBL claim for which an award has been made and the responsible operator/insurer has accepted liability. Payments are being made to the claimant or dependents.

Indemnity: statutory wage replacement benefits awarded as a result of a worker's occupational illness or injury.

Med Only: claim under which only the payment of medical benefits was sought or awarded, i.e. no payment of wage replacement benefits (indemnity) is being made.

Office of Judges: (OOJ) An office comprised of administrative law judges who are charged with resolving protests or appeals to workers' compensation claims management decisions. The Office of Judges conducts hearings, receives and weighs evidence and arguments, and issues written decisions on protests or appeals from initial claim management decisions. Any final decision of the Office of Judges may be appealed to the workers' compensation Board of Review. The OOJ hears protests involving Old Fund claims as well as those arising from the private market (private carrier or privately insured.)

Old Fund: The residual assets and liabilities of the former Worker's Compensation Fund are now reported in a fund known as the Workers' Compensation Old Fund. Disbursements from the Old Fund are related to the liabilities and appropriate administrative expenses necessary for the administration of all claims, actual and incurred but not reported, for any claims with a date of injury on or before June 30, 2005.

OP/OD: claim of Occupational Pneumoconiosis or Occupational Disease. An OP claim could be considered the State level equivalent of an FBL claim; however, State OP claims provide for varying percentages of impairment where the FBL applicant must prove total impairment to be eligible. (State OP claims are awarded more frequently than FBL, but afford lesser benefits.) An example of an OD claim would be occupational hearing loss.

Protest (OOJ): An objection to a ruling of a workers' compensation claim administrator (Old Fund or Private Market) which prompts the initiation of the adjudication process at the Office of Judges.

PPD: (Permanent Partial Disability) paid to compensate an injured worker for permanent impairment that results from an occupational injury or disease. The American Medical Association defines permanent impairment as impairment that has become static or well stabilized with or without medical treatment and is not likely to remit despite medical treatment. It should be noted, some injuries that are total loss by severance have statutory impairment ratings that are defined per WV Code §23-4-6(f). Payment for PPD is based upon 4 weeks of compensation for each one percent of disability.

PTD: (Permanent Total Disability) A disability which renders a claimant unable to engage in gainful employment requiring skills or abilities which can be acquired or which are comparable to those of any gainful employment in which the claimant previously engaged with some regularity. While the comparison of pre-injury income and post-disability income is not a factor to be considered in determining whether or not a claimant is permanently and totally disabled, the geographic availability of gainful employment should be considered. Specifically, the geographic availability of gainful employment within a 75 mile driving distance of the claimant's home, or within the distance from the claimant's home to his or her pre-injury employment, whichever is greater, is a factor to be considered in determining whether or not a claimant is PTD.

Self-Insured: an employer who has met certain specific guidelines, and who is then permitted to guarantee their own payment and handling of workers' compensation claims to their employees in accordance with WV statutes.

Self-Insured Guaranty Fund: State managed fund consisting of those funds transferred to it from the guaranty pool created pursuant to 85 CSR §19 (2004) and any future funds collected through continued administration of that exempt legislative rule as administered by the WVOIC and out of which workers' compensation benefits may be paid. Covers claims liabilities of bankrupt or defaulted self-insured employers with dates of injury or last exposure after 07/01/2004.

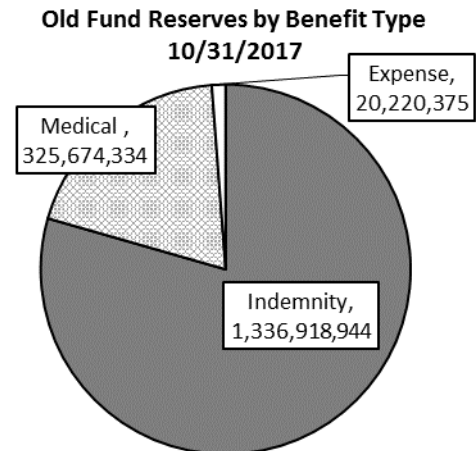
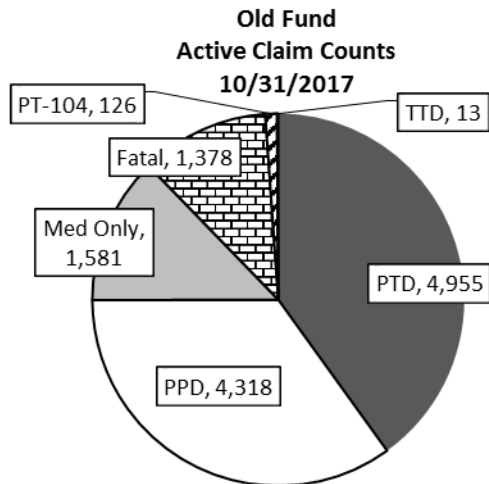
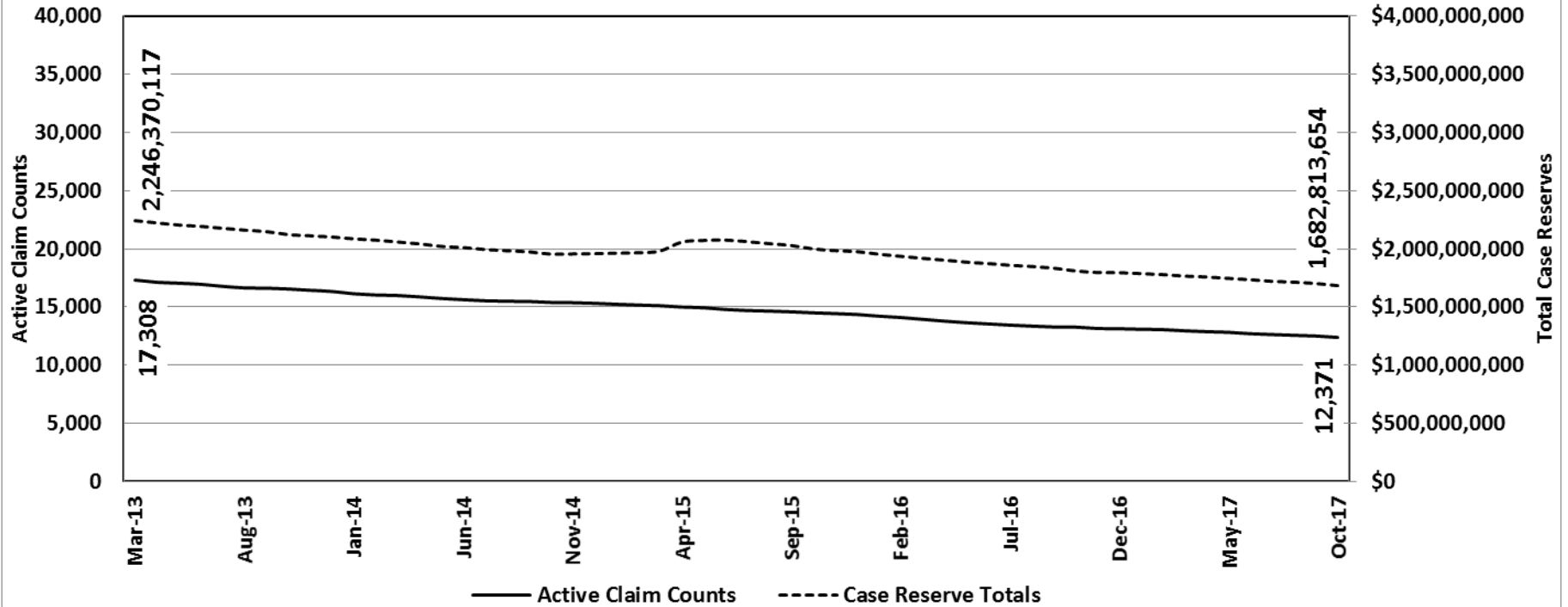
Self-Insured Security Fund: State managed fund consisting of those funds paid into it thru the WVOIC's administration of 85 CSR §19 (2004), and out of which workers' compensation benefits may be paid. Covers claims liabilities of bankrupt or defaulted self-insured employers with dates of injury or last exposure before 07/01/2004. This fund is limited to claimants of those self-insured employers who have defaulted on their claims obligations after 12/31/2005.

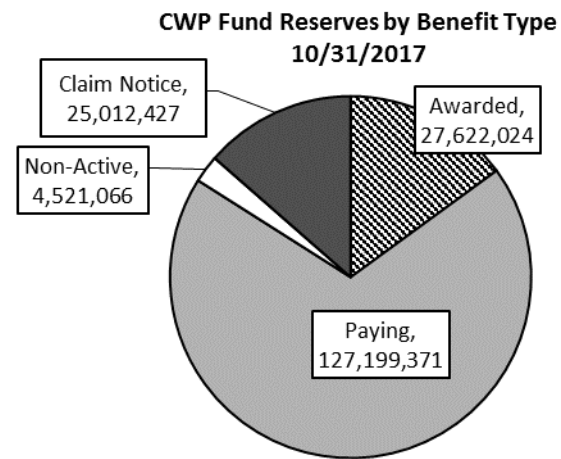
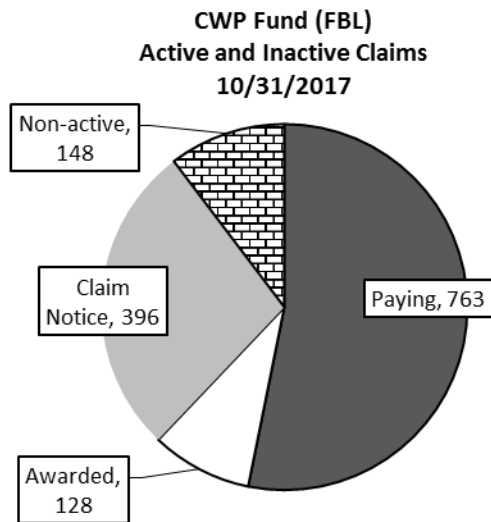
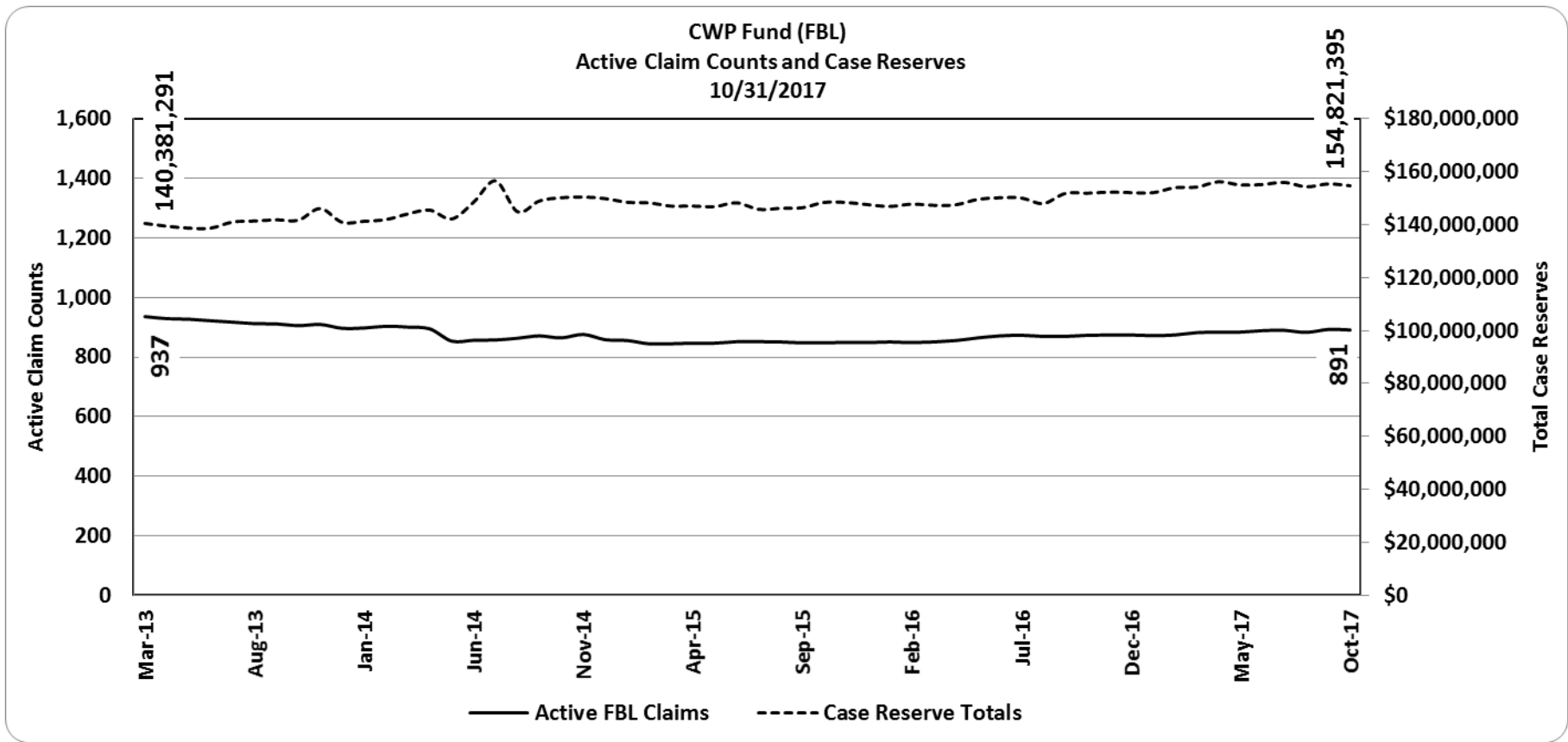
TPD: (Temporary Partial Disability) also referred to as TPR, is paid when an injured worker is released to return to work with restrictions or modifications that restrict he/she from obtaining their pre-injury wages. The TPD benefit is paid at seventy percent of the difference between the average weekly wage earnings earned at the time of injury and the average weekly wage earnings earned at the new employment.

TTD: (Temporary Total Disability) an inability to return to substantial gainful employment requiring skills or activities comparable to those of one's previous gainful employment during the healing or recovery period after the injury. In order to receive TTD benefits, the injured worker must be certified disabled due to the compensable injury by his/her treating physician.

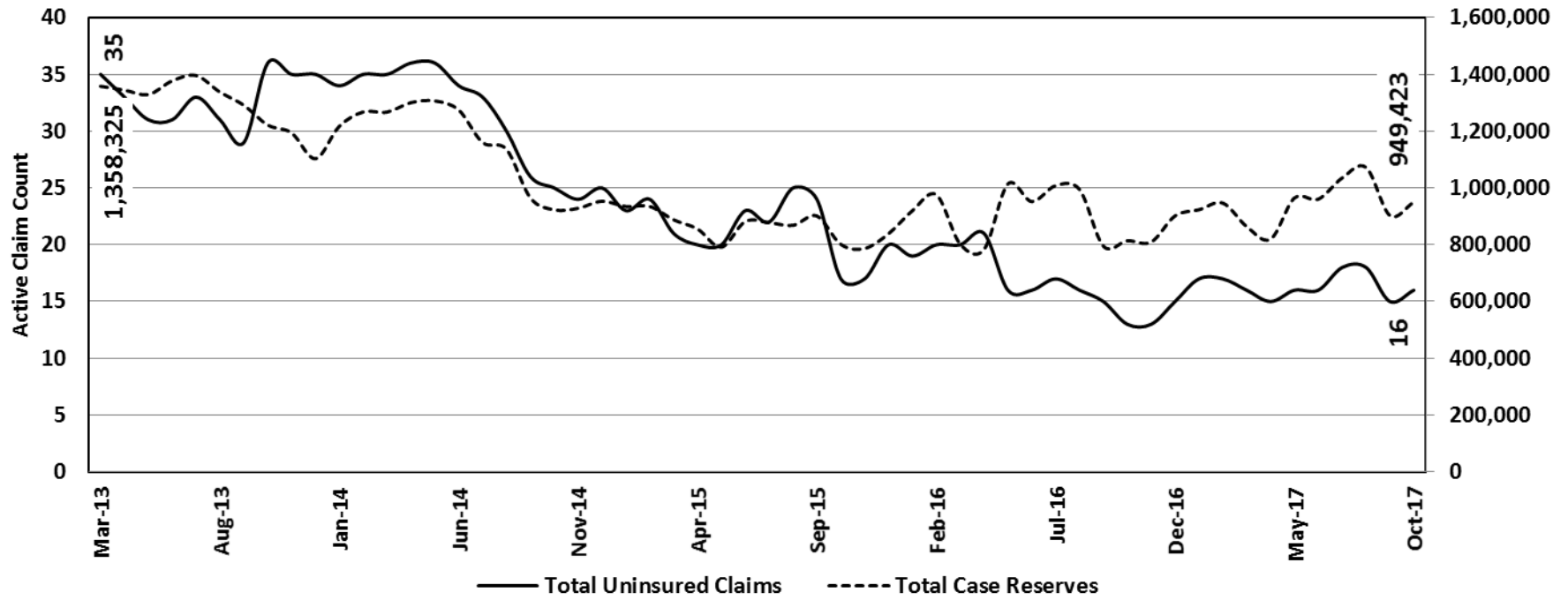
Uninsured Fund: State managed fund into which assessments to carriers or employers received are held, and out of which workers' compensation benefits may be paid to claimant employees of employers who were uninsured if the date of injury or date of last exposure is January 1, 2006 or later.

**Old Fund
Active Claim Counts and Case Reserves
10/31/2017**

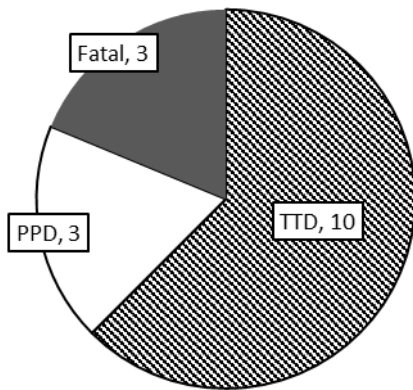




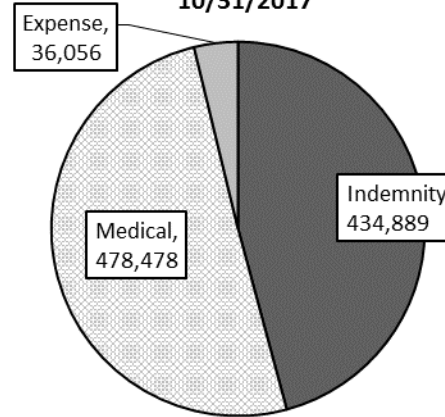
**Uninsured Fund
Active Claim Counts and Case Reserves
10/31/2017**



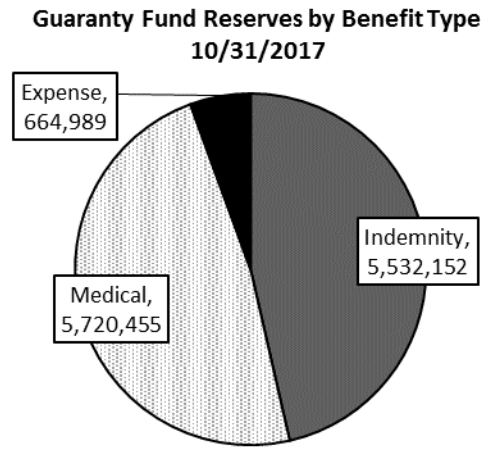
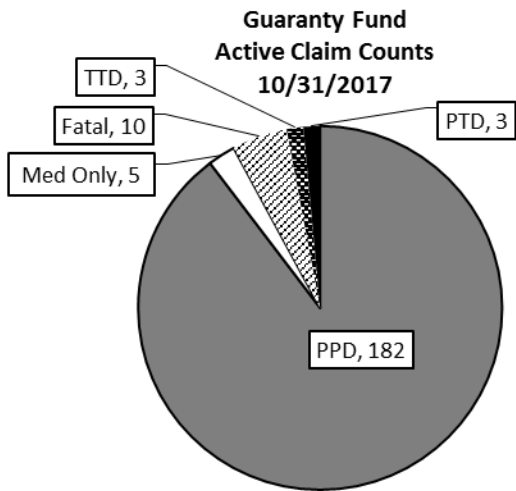
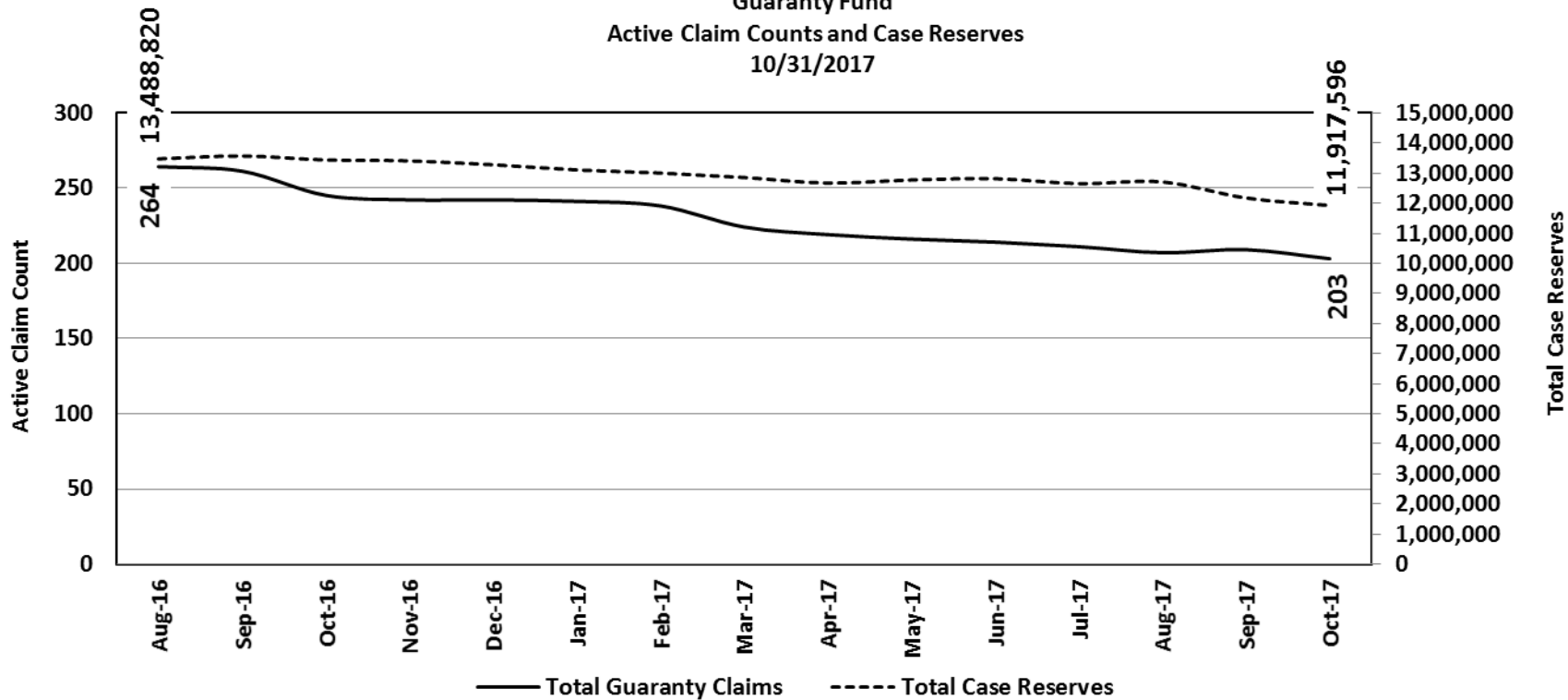
**Uninsured Fund
Active Claim Counts
10/31/2017**



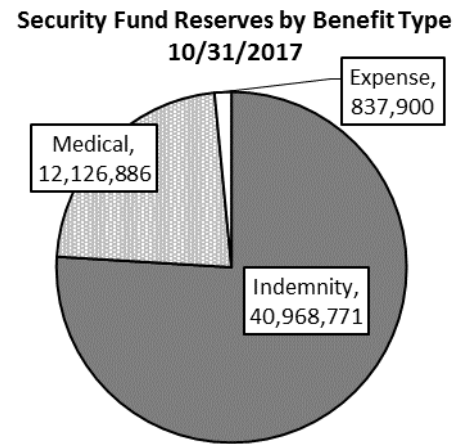
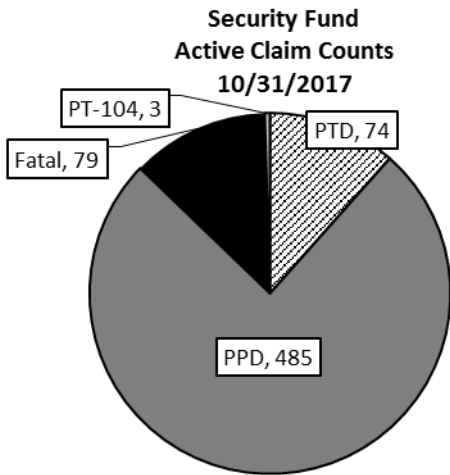
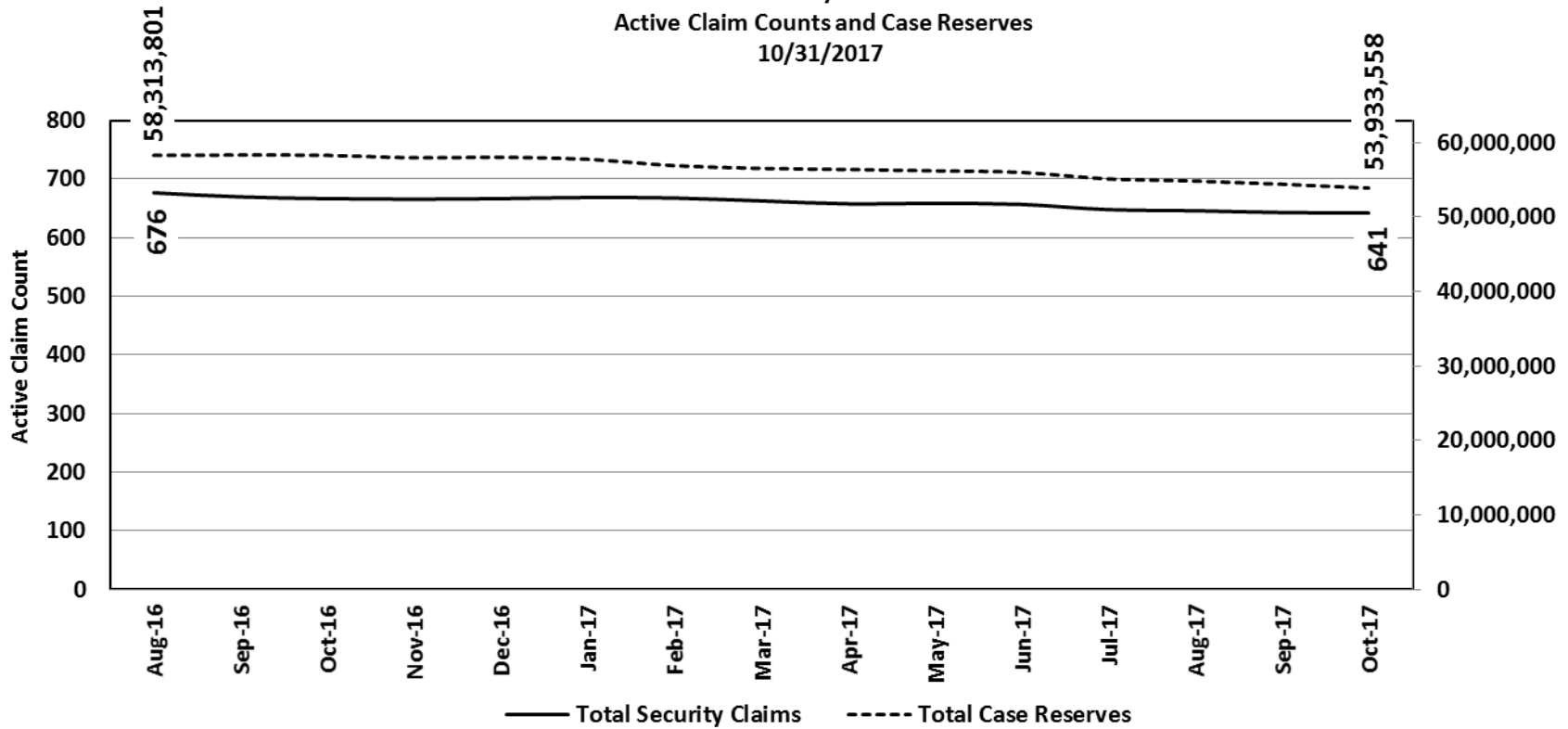
**Uninsured Fund Reserves by Benefit Type
10/31/2017**



**Guaranty Fund
Active Claim Counts and Case Reserves
10/31/2017**



**Security Fund
Active Claim Counts and Case Reserves
10/31/2017**



OLD FUND CASH STATEMENT
October 31, 2017

	Three Year History for years ended:					
	YTD FY2018	YTD FY2017	Change	FY2017	FY2016	FY2015
Cash Beginning Balances	1,263,372,448	1,280,647,632	(17,275,184)	1,280,647,632	1,311,653,269	1,190,142,811
Revenues						
Personal Income Tax	-	-	-	-	42,400,000	95,400,000
Severance Tax	-	13,887,551	(13,887,551)	13,887,551	73,068,796	125,703,925
Debt Reduction Surcharge	3,361,352	5,440,798	(2,079,446)	12,336,645	25,211,458	34,106,221
Self-Insured Debt Reduction Surcharge	588,878	1,821,849	(1,232,972)	4,346,111	6,209,330	8,859,759
Video Lottery	630,071	1,808,077	(1,178,006)	5,500,000	6,734,934	11,000,000
Employer Premium	19,388	25,862	(6,473)	62,806	111,955	202,532
Other Income - Return of Unclaimed Property	150,814	259,506	(108,692)	354,423	184,888	153,763
Operating Revenues	4,750,503	23,243,643	(18,493,140)	36,487,535	153,921,361	275,426,199
Investment / Interest Earnings (Losses)	38,416,656	47,430,852	(9,014,197)	112,116,554	(5,981,504)	34,715,474
Total Revenues	43,167,159	70,674,496	(27,507,337)	148,604,089	147,939,857	310,141,673
Expenditures						
Claims Benefits Paid:						
Medical	7,094,817	8,987,605	(1,892,788)	27,437,375	26,890,541	29,881,043
Permanent Total Disability	29,602,179	31,355,680	(1,753,501)	92,140,733	98,784,921	104,948,107
Permanent Partial Disability	86,908	114,468	(27,560)	336,015	232,699	353,749
Temporary Disability	4,939	-	4,939	-	8,554	-
Fatals	7,290,354	7,904,915	(614,562)	22,990,499	24,098,586	25,497,598
104 weeks death benefit	1,634,034	1,920,461	(286,427)	5,825,439	6,990,581	5,883,387
Settlements	1,995,132	3,816,325	(1,821,193)	11,716,131	12,718,425	12,206,388
Loss Adjustment Expenses	452,901	446,939	5,961	1,446,808	1,970,779	2,029,136
Total	48,161,263	54,546,394	(6,385,131)	161,893,000	171,695,087	180,799,408
Less: Claims credits and overpayments	781,738	1,408,336	(626,598)	5,080,389	3,044,395	2,240,415
Total Benefits Paid	47,379,524	53,138,057	(5,758,533)	156,812,611	168,650,692	178,558,993
Administrative Expenses	2,060,224	2,368,946	(308,723)	9,066,663	10,294,801	10,060,064
Total Expenditures	49,439,748	55,507,004	(6,067,256)	165,879,274	178,945,493	188,619,057
Excess (Deficiency) of Revenues over Expenditures	(6,272,589)	15,167,492	(21,440,081)	(17,275,184)	(31,005,636)	121,522,616
Cash Ending Balances	1,257,099,858	1,295,815,124	(38,715,266)	1,263,372,448	1,280,647,632	1,311,665,427

Note: The purpose of this report is to enhance the user's ability to monitor the cash activities of the Old Fund. The Old Fund assets consist of cash and investments with the WV Investment Management Board. Investment earnings are presented in the month in which the State Treasurer records the earnings in the statewide accounting system, wvOASIS. The liabilities of the Old Fund consist of the worker's compensation claims and related expenses for all claims, actual and incurred but not reported for claims with dates of injury on or before June 30, 2005. This report is intended to provide a summary of the cash based transactions related to the Fund's assets and liabilities and is not an accrual based presentation. The Old Fund Cash Statement is unaudited information.

COAL WORKERS PNEUMOCONIOSIS FUND
October 31, 2017

				Three Year History for years ended:		
	YTD FY2018	YTD FY2017	Change	FY2017	FY2016	FY2015
Cash Beginning Balances	251,313,328	245,945,240	5,368,089	245,945,240	264,657,327	267,173,190
Revenues						
Investment Earnings (Losses)	7,517,823	8,169,012	(651,189)	22,100,417	(5,091,164)	10,347,881
Other Income - Return of Unclaimed Property	-	1,276	(1,276)	8,353	3,797	876
Total Revenues	7,517,823	8,170,288	(652,466)	22,108,770	(5,087,367)	10,348,758
Expenditures						
Claims Benefits Paid:						
Medical	1,180,097	1,122,891	57,205	4,032,649	2,830,426	2,629,364
PTD and Fatal Indeminty	2,671,736	2,767,587	(95,851)	8,174,289	7,548,752	6,857,612
Loss Adjustment Expenses	1,166,707	1,137,496	29,211	3,783,923	2,629,468	2,633,172
Total	5,018,540	5,027,974	(9,434)	15,990,861	13,008,646	12,120,148
Less: Claims Credits and Overpayments	170,041	47,067	122,973	125,895	130,620	129,338
Total Benefits Paid	4,848,499	4,980,907	(132,407)	15,864,966	12,878,025	11,990,810
Administrative Expenses	294,830	215,682	79,148	875,715	746,696	873,810
Total Expenditures	5,143,329	5,196,589	(53,259)	16,740,681	13,624,721	12,864,620
Excess (Deficiency) of Revenues over Expenditures	2,374,494	2,973,700	(599,206)	5,368,089	(18,712,088)	(2,515,863)
Cash Ending Balances	253,687,822	248,918,939	4,768,883	251,313,328	245,945,240	264,657,327

Note: The Coal Worker's Pneumoconiosis Fund (CWP Fund) ceased operations December 31, 2005 and is in run-off status under the administrative oversight of the Insurance Commissioner. Established in 1973, the CWP Fund existed to provide insurance coverage to companies for liabilities incurred as a result of the Federal Coal Mine Health and Safety Act of 1969. Participation in the CWP Fund was voluntary for employers. The current revenues of the CWP Fund are limited to the earnings from invested assets. Assets of the CWP Fund are invested with the WV Investment Management Board. The investment earnings are presented in the month in which the State Treasurer records the earnings. The liabilities of the CWP Fund consist of the claims for coal miners who are totally disabled or beneficiaries of coal miners who have died as a result of coal worker's pneumoconiosis. To be eligible for benefits from the CWP Fund, the date of last exposure of the coal miner must be on or before December 31, 2005. The Coal Workers Cash Statement is unaudited information.

SELF-INSURED GUARANTY RISK POOL
October 31, 2017

	YTD FY2018	YTD FY2017	Change	Three Year History for years ended:		
				FY2017	FY2016	FY2015
Cash Beginning Balances	33,836,322	33,462,454	373,868	33,462,454	16,014,340	15,603,319
Revenues						
Guaranty Risk Pool Assessments	-	-	-	-	18,684	89,571
Collateral Proceeds	-	-	-	-	19,422,025	-
Investment Earnings (Losses)	1,008,680	1,134,600	(125,920)	3,012,508	(155,883)	612,972
Total Revenues	1,008,680	1,134,600	(125,920)	3,012,508	19,284,826	702,542
Expenditures						
Claims Benefits Paid:						
Medical	82,206	175,823	(93,616)	503,912	309,470	51,752
Permanent Total Disability	113,562	21,239	92,323	63,717	43,638	-
Permanent Partial Disability	215,787	332,573	(116,787)	972,712	612,823	20,788
Temporary Disability	23,604	151,872	(128,268)	375,328	303,724	114,835
Fataals	89,865	92,337	(2,471)	277,011	257,806	55,093
104 Weeks Death Benefit	-	-	-	-	-	-
Settlement Agreements	-	-	-	3,800	-	-
Non Awarded Partial Disability	2,181	-	2,181	4,407	9,377	-
Loss Adjustment Expenses	47,507	114,568	(67,061)	255,219	163,819	12,414
Total	574,713	888,412	(313,699)	2,456,105	1,700,657	254,882
Less: Claims Credits and Overpayments	2,471	1,671	800	2,723	17,176	(9,064)
Total Benefits Paid	572,241	886,741	(314,499)	2,453,382	1,683,481	263,947
Administrative Expenses	31,668	53,900	(22,232)	185,258	153,231	27,575
Total Expenditures	603,909	940,641	(336,731)	2,638,640	1,836,711	291,522
Excess (Deficiency) of Revenues over Expenditures	404,770	193,959	210,811	373,868	17,448,114	411,021
Cash Ending Balances	34,241,092	33,656,413	584,679	33,836,322	33,462,454	16,014,340

The Self-Insured Guaranty Risk Pool covers the claims liabilities of bankrupt or defaulted self-insured employers with dates of injury subsequent to July 1, 2004. The revenues of the Self-Insured Guaranty Fund are comprised of the guaranty risk pool assessments levied on all self-insured employers and the earnings on invested assets. The assets of the Self-insured Guaranty Risk Pool are invested with the WV Investment Management Board. Investment earnings are presented in the month in which the State Treasurer records the earnings in the statewide accounting system, wvOASIS. The Self-Insured Guaranty Cash Statement is unaudited information.

SELF-INSURED SECURITY RISK POOL

October 31, 2017

	YTD FY2018	YTD FY2017	Change	Three Year History for years ended:		
				FY2017	FY2016	FY2015
Cash Beginning Balances	54,448,203	53,859,338	588,865	53,859,338	9,208,803	7,137,316
Revenues						
Security Risk Pool Assessments	-	-	-	-	230,340	1,114,180
Collateral Proceeds	-	-	-	-	47,503,193	1,425,061
Investment Earnings (Losses)	1,632,260	1,892,619	(260,359)	4,914,238	201,775	310,550
Total Revenues	1,632,260	1,892,619	(260,359)	4,914,238	47,935,308	2,849,791
Expenditures						
Claims Benefits Paid:						
Medical	316,683	286,519	30,164	778,632	479,295	71,000
Permanent Total Disability	507,014	531,449	(24,435)	1,576,942	1,163,198	208,590
Permanent Partial Disability	-	-	-	-	7,560	38,698
Temporary Disability	-	-	-	-	-	-
Fatales	429,294	449,273	(19,979)	1,333,911	1,183,728	404,642
104 Weeks Death Benefit	24,197	68,815	(44,617)	134,935	92,595	-
Settlement Agreements	4,188	5,788	(1,600)	14,165	21,177	-
Loss Adjustment Expenses	27,737	63,503	(35,766)	151,558	54,047	12,113
Total	1,309,113	1,405,346	(96,233)	3,990,143	3,001,600	735,042
Less: Claims Credits and Overpayments	857	2,074	(1,217)	38,143	4,925	(1,392)
Total Benefits Paid	1,308,256	1,403,272	(95,016)	3,952,000	2,996,676	736,434
Administrative Expenses	78,785	80,279	(1,494)	373,374	288,097	41,870
Total Expenditures	1,387,041	1,483,551	(96,510)	4,325,374	3,284,773	778,304
Excess (Deficiency) of Revenues over Expenditures	245,219	409,068	(163,849)	588,865	44,650,535	2,071,487
Cash Ending Balances	54,693,422	54,268,406	425,016	54,448,203	53,859,338	9,208,803

The Self-Insured Security Risk Pool is liable for the worker's compensation claims of bankrupt or defaulted self-insured employers with dates of injury prior to July 1, 2004. However, the obligations of this Fund are limited to the exposures of self-insured employers who default subsequent to December 31, 2005. The assets of the Self-insured Security Risk Pool are invested with the WV Investment Management Board. Investment earnings are presented in the month in which the State Treasurer records the earnings in the statewide accounting system, wvOASIS. The Self-Insured Security Cash Statement is unaudited information.

UNINSURED EMPLOYERS FUND
October 31, 2017

	YTD FY2018	YTD FY2017	Change	Three Year History for years ended:		
				FY2017	FY2016	FY2015
Cash Beginning Balances	12,760,544	11,864,792	895,753	11,864,792	12,125,188	11,714,178
Revenues						
Fines and Penalties	120,681	194,446	(73,765)	595,742	625,093	765,082
Investment Earnings (Losses)	345,904	334,650	11,254	962,646	(205,615)	408,442
Total Revenues	466,585	529,096	(62,511)	1,558,387	419,478	1,173,523
Expenditures						
Claims Benefits Paid:						
Medical	3,798	8,602	(4,804)	30,783	47,718	22,011
Permanent Total Disability	-	-	-	-	-	-
Permanent Partial Disability	8,112	17,903	(9,791)	51,760	4,738	50,684
Temporary Disability	64,536	11,597	52,939	25,414	113,212	22,997
Fataals	16,677	16,677	-	50,030	52,164	87,881
104 Weeks Death Benefit	-	-	-	-	-	-
Settlement Agreements	85,000	177,715	(92,715)	255,715	228,577	82,110
Loss Adjustment Expenses	985	657	328	6,969	5,868	3,225
Total	179,107	233,151	(54,044)	420,672	452,276	268,909
Less: Claims Credits and Overpayments	-	800	(800)	33,341	1,558	(320,872)
Total Benefits Paid	179,107	232,351	(53,244)	387,331	450,719	589,781
Administrative Expenses	54,514	110,224	(55,710)	275,304	229,156	172,732
Total Expenditures	233,621	342,575	(108,954)	662,635	679,875	762,513
Excess (Deficiency) of Revenues over Expenditures	232,963	186,520	46,443	895,753	(260,397)	411,010
Cash Ending Balances	12,993,508	12,051,312	942,196	12,760,544	11,864,792	12,125,188

The Uninsured Employer's Fund (UEF) was established January 1, 2006 to provide worker's compensation benefits to injured workers of uninsured WV employers. The revenues of the UEF consist of fines levied on uninsured employers and the earnings on invested assets. The assets of the UEF are invested with the WV Investment Management Board. Investment earnings are presented in the month in which the State Treasurer records the earnings in the statewide accounting system, wvOASIS. The Insurance Commissioner has the right to levy assessments on employers in order to maintain the solvency of the Fund. The Commissioner may recover all payments made from this fund, including interest, from an uninsured employer who is found liable for benefits paid from the UEF. The Uninsured Cash Statement is unaudited information.

BOARD OF TREASURY INVESTMENTS

CALENDAR NOTE

Board Meeting
October 26, 2017

OPERATING REPORT SEPTEMBER 2017

Board of Treasury Investments

315 70th Street, SE
Charleston WV
25304
(304) 340-1564
www.wvbt.com

Board of Directors

John D. Perdue,
State Treasurer,
Chairman

James C. Justice II,
Governor

John B. McCuskey,
State Auditor

Glenda Probst
Appointed by the
Governor

Michael L. Glasser,
Esq. Attorney
Appointed by the
Governor

Executive Staff

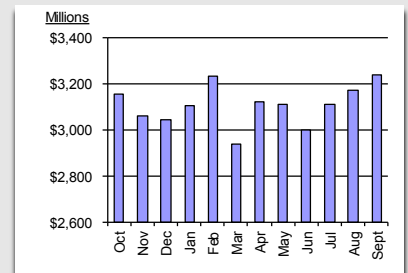
Executive
Director
Kara K. Hughes,
CPA, MBA, CFE
Chief Financial
Officer
Karl Shanholtzer,
CFA, CPA, CIA

Total Net Assets Under Management

\$3,236,652,000

Last Month
\$3,172,975,000

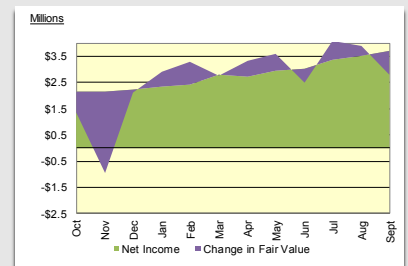
Beginning of Fiscal Year
\$2,999,927,000



Net Assets for the Past 12 Months

Total Net Income & Changes in Fair Value

Fiscal Year
\$10,811,000



Monthly Net Income & Changes in Fair Value for the Past 12 Months

Money Market Pools

As of September 30, 2017

<u>Pool</u>	<u>30-Day Avg. Yield *</u>	<u>W.A.M. **</u>	<u>Net Assets</u>
WV Money Market	1.2561%	46 Days	\$2.0 Billion
WV Gov't Money Market	0.9515%	37 Days	\$218.9 Million

* Yields represent the simple money market yield net of fees.

** W.A.M. is the weighted average maturity.

WEST VIRGINIA BOARD OF TREASURY INVESTMENTS

THE ECONOMIC STATE

SEPTEMBER 2017

Global Stocks March Upward

Market Results

Global stocks continued their march upward in September with gains of 1.9%, according to the MSCI ACWI Index. At home, the S&P 500 Index was up 2.1%, bested by the Russell 2000 which gained 6.0%. Most emerging currencies weakened against the dollar, as the Fed reaffirmed its commitment to raising rates gradually and is starting to unwind its balance sheet this month. The declining currencies were a headwind to equity performance, fueling declines of 0.4% in the MSCI EM Index. International-developed equities stayed strong with the MSCI EAFE Index gaining 2.5% despite a slight softening in the euro.

Treasury yields jumped on the news from the Fed, with the 10-year yield ending the month at 2.33%, up 21 basis points from August. As a result, US fixed-income indices saw lackluster returns with the Barclay US Aggregate Index down 0.5% and the Barclays US Long Treasury Index losing 2.2%. However, domestic high-yield debt was in the black as credit spreads further tightened and the Barclays US High Yield Index gained 0.9%. Weakening currencies eroded emerging market returns as the JP Morgan GBI-EM Global Diversified Index fell 1.6%.

Market Outlook

While equities have posted significant gains in 2017, we still favor international-developed and emerging-market equities over US stocks. Although the domestic economy remains robust, we believe elevated valuations and profit margins limit upside in US markets. In fixed income, we continue to suggest tilting away from US credit risk and reducing exposure to high-yield bonds. Furthermore, we advocate shifting core bond exposure to TIPS. Given the record low levels of volatility this year, we also encourage investors to add exposure to strategies that can benefit from higher levels of volatility such as macro hedge funds.

West Virginia Board of Treasury Investments

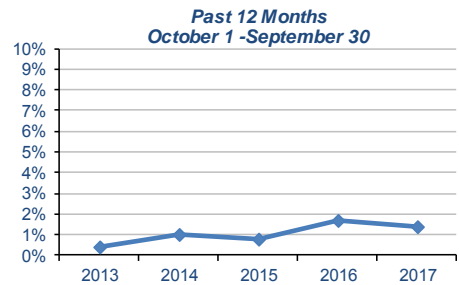
Financial Highlights as of September 30, 2017

WV Short Term Bond Pool

Rates of Return for the Past 12 Months *Net of All Fees*

<u>October 1 - September 30</u>	<u>Return</u>	<u>Net Assets At Sept 30 (In Millions)</u>
2017	1.4%	\$ 760.0
2016	1.6%	\$ 781.4
2015	0.7%	\$ 804.3
2014	1.0%	\$ 781.1
2013	0.4%	\$ 717.2

WV Short Term Bond Pool Rates of Return

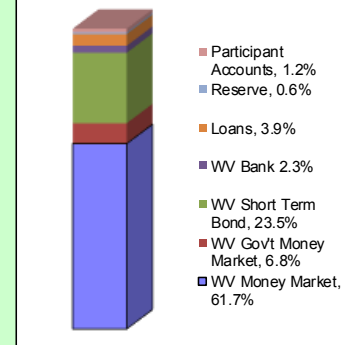


Prior to July 2007, the WV Short Term Bond Pool was known as the Enhanced Yield Pool

Summary of Value and Earnings (*In Thousands*)

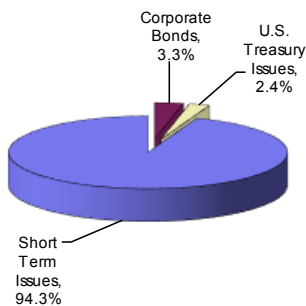
<u>Pool</u>	<u>Net Asset Value</u>	<u>Sept Net Income (Loss)</u>	<u>Fiscal YTD Net Income (Loss)</u>
WV Money Market	\$ 1,998,485	\$ 2,182	\$ 6,114
WV Gov't Money Market	218,909	181	519
WV Short Term Bond	760,004	256	3,561
WV Bank	75,338	75	214
Loans	125,326	88	270
Reserve	18,892	13	38
Participant Accounts	39,698	9	95
	<u>\$ 3,236,652</u>	<u>\$ 2,804</u>	<u>\$ 10,811</u>

Percent of Total Net Asset Value

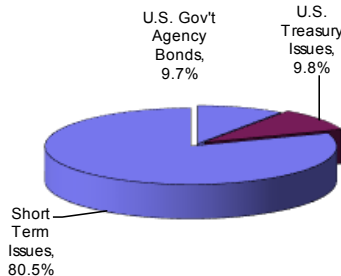


Securities by Type for Operating Pools (*Percentage of Asset Value*)

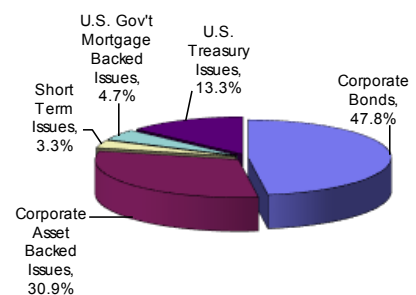
WV Money Market



WV Gov't Money Market



WV Short Term Bond



WEST VIRGINIA BOARD OF TREASURY INVESTMENTS
SCHEDULE OF CHANGES IN FIDUCIARY NET POSITION – UNAUDITED
SEPTEMBER 30, 2017
(In THOUSANDS)

	<u>WV Money Market Pool</u>	<u>WV Government Money Market Pool</u>	<u>WV Short Term Bond Pool</u>	<u>WV Bank Pool</u>	<u>Other Pools</u>	<u>Participant Directed Accounts</u>	<u>Total</u>
Assets							
Investments:							
At amortized cost	\$ 1,997,401	\$ 218,838	\$ -	\$ 75,114	\$ 144,122	\$ -	\$ 2,435,475
At fair value	-	-	760,559	-	-	39,543	800,102
Other assets	1,462	130	4,143	231	107	156	6,229
Total assets	<u>1,998,863</u>	<u>218,968</u>	<u>764,702</u>	<u>75,345</u>	<u>144,229</u>	<u>39,699</u>	<u>3,241,806</u>
Liabilities							
Accrued expenses, dividends payable & payables for investments purchased	378	59	4,698	7	11	1	5,154
Total liabilities	<u>378</u>	<u>59</u>	<u>4,698</u>	<u>7</u>	<u>11</u>	<u>1</u>	<u>5,154</u>
Net Position							
Held in trust for investment pool participants	1,998,485	218,909	760,004	75,338	144,218	-	3,196,954
Held in trust for individual investment account holders	-	-	-	-	-	39,698	39,698
Total net position	<u>\$ 1,998,485</u>	<u>\$ 218,909</u>	<u>\$ 760,004</u>	<u>\$ 75,338</u>	<u>\$ 144,218</u>	<u>\$ 39,698</u>	<u>\$ 3,236,652</u>
Additions							
Investment income:							
Interest and dividends	\$ 1,136	\$ 79	\$ 1,226	\$ 77	\$ 105	\$ 38	\$ 2,661
Net (amortization) accretion	1,167	118	5	-	-	(8)	1,282
Provision for uncollectible loans	-	-	-	-	-	-	-
Total investment income	<u>2,303</u>	<u>197</u>	<u>1,231</u>	<u>77</u>	<u>105</u>	<u>30</u>	<u>3,943</u>
Investment expenses:							
Investment advisor, custodian bank & administrative fees	122	16	83	2	4	-	227
Total investment expenses	<u>122</u>	<u>16</u>	<u>83</u>	<u>2</u>	<u>4</u>	<u>-</u>	<u>227</u>
Net investment income	2,181	181	1,148	75	101	30	3,716
Net realized gain (loss) from investments	1	-	13	-	-	-	14
Net increase (decrease) in fair value of investments	-	-	(905)	-	-	(21)	(926)
Net increase (decrease) in net position from operations	2,182	181	256	75	101	9	2,804
Participant transaction additions:							
Purchase of pool units by participants	694,287	37,679	7,709	72	67	-	739,814
Reinvestment of pool distributions	2,182	181	1,125	75	101	-	3,664
Contributions to individual investment accounts	-	-	-	-	-	-	-
Total participant transaction additions	<u>696,469</u>	<u>37,860</u>	<u>8,834</u>	<u>147</u>	<u>168</u>	<u>-</u>	<u>743,478</u>
Total additions	698,651	38,041	9,090	222	269	9	746,282
Deductions							
Distributions to pool participants:							
Net investment income	2,181	181	1,148	75	101	-	3,686
Net realized gain (loss) from investments	1	-	13	-	-	-	14
Total distributions to pool participants	<u>2,182</u>	<u>181</u>	<u>1,161</u>	<u>75</u>	<u>101</u>	<u>-</u>	<u>3,700</u>
Participant transaction deductions:							
Redemption of pool units by participants	651,239	25,040	-	72	2,509	-	678,860
Withdrawals from individual investment accounts	-	-	-	-	-	45	45
Total participant transaction deductions	<u>651,239</u>	<u>25,040</u>	<u>-</u>	<u>72</u>	<u>2,509</u>	<u>45</u>	<u>678,905</u>
Total deductions	<u>653,421</u>	<u>25,221</u>	<u>1,161</u>	<u>147</u>	<u>2,610</u>	<u>45</u>	<u>682,605</u>
Net increase (decrease) in net position from operations	45,230	12,820	7,929	75	(2,341)	(36)	63,677
Inter-pool transfers in	-	-	-	1,500	-	-	1,500
Inter-pool transfers out	(1,500)	-	-	-	-	-	(1,500)
Net inter-pool transfers in (out)	<u>(1,500)</u>	<u>-</u>	<u>-</u>	<u>1,500</u>	<u>-</u>	<u>-</u>	<u>-</u>
Change in net position	43,730	12,820	7,929	1,575	(2,341)	(36)	63,677
Net position at beginning of period	<u>1,954,755</u>	<u>206,089</u>	<u>752,075</u>	<u>73,763</u>	<u>146,559</u>	<u>39,734</u>	<u>3,172,975</u>
Net position at end of period	<u>\$ 1,998,485</u>	<u>\$ 218,909</u>	<u>\$ 760,004</u>	<u>\$ 75,338</u>	<u>\$ 144,218</u>	<u>\$ 39,698</u>	<u>\$ 3,236,652</u>

WEST VIRGINIA LOTTERY
Limited Video Lottery
 Permit Holders as of September 3,2014

LicenseNumber	Business Org Name	DBA Name	Contact Name	Mailing Address	Mailing City	Mailing State	Mailing Zip	Phone Number	Total Permits	County Name	Location Address	Location City	Location State	Location Zip
LO 000433	Warden Amusement Inc.	Warden Amusement Inc.	Gary E. Warden	PO Box 117	Mac Arthur	WV	25873-0117	3046834086	35	Raleigh	450 Riffe St	Sophia	WV	25873-0117
LO 000424	Blue Diamond LLC	Blue Diamond LLC	James Hutzler	1774 Winchester Ave, Suite 1	Martinsburg	WV	25405-7502	3042676951	160	Berkeley	1774 Winchester Ave.	Martinsburg	WV	25405-7502
LO 000425	Viking Vending Services LLC	Viking Vending Services	Frank Clark	PO Box 403	Arthurdale	WV	265200403	3042823901	10	Preston	A-1 A Rd	Arthurdale	WV	265200403
LO 000426	K & K Music Company	K & K Music Company	James Randy Kiser	209 Ragland Rd	Beckley	WV	25801-9762	3042535634	35	Raleigh	209 Ragland Rd	Beckley	WV	25801-9762
LO 000427	Valley Coin Mach. Co.,LLC	Valley Coin Mach. Co.,LLC	Cynthia Maynard	PO Box 640	Short Creek	WV	26058-0640	3045470054	45	Ohio	6789 National Rd	Tridelfphia	WV	26059-2103
LO 000428	Coin Op Vending Corp.	Coin Op Vending Corp.	Beth Prather	98 East Cove Ave	Wheeling	WV	26003-5080	3042420002	106	Ohio	98 E Cove Ave	Wheeling	WV	26003-5080
LO 000429	Steve Holbert	Worldwide Gaming LLC	Steve Holbert	530 Fairmont Ave	Fairmont	WV	26554-5102	3043665150	50	Marion	530 Fairmont Ave	Fairmont	WV	26554-5102
LO 000422	Wheeling Coin, LLC	Wheeling Coin, LLC	Anthony Sparachane	2829 Eoff St	Wheeling	WV	26003-4019	3042333599	400	Ohio	2829 Eoff St	Wheeling	WV	26003-4019
LO 000431	Ellifritz Amusement Co., LLC	Ellifritz Amusement Co.	Dewey L. Ellifritz	1593 Tyrone Rd	Morgantown	WV	26508-2995	3042923220	44	Monongalia	1593 Tyrone Rd	Morgantown	WV	26508-2995
LO 000432	S & B Gaming LLC	S & B Gaming LLC	James L. Scudere	PO Box 130	Enterprise	WV	26554-5102	3046940147	42	Harrison	3487 Hood Avenue	Worthington	WV	26591
LO 000436	Poke, Inc.	Poke, Inc.	Charles Ray Thomas	427 Spaulding Farm Rd.	Greenville	SC	29615-6026	8644207445	33	Cabell	1312 15th St	Huntington	WV	25701-3622
LO 000437	Buck's Inc.	Buck's Inc.	David Gross	PO Box 2386	Clarksburg	WV	26302-2386	3046234244	50	Harrison	1489 Milford St.	Clarksburg	WV	26301
LO 000439	Grand Slam Gaming And Entertainment, Inc.	Grand Slam Gaming And Entertainment, Inc.	John Romano	1404 Buckhannon Pike	Nutter Fort	WV	26301-4408	3044761872	38	Harrison	209 Ragland Rd	Clarksburg	WV	26301-4408
LO 000440	Dice, LLC	Dice, LLC	Ali Hadavand	1927 Rock Cliff Drive	Martinsburg	WV	25401	3042794747	42	Berkeley	7990 Winchester Avenue	Inwood	WV	25428
LO 000441	J & J Amusement, LLC	J & J Amusement, LLC	James Van Metre	1000 West Virginia Ave	Martinsburg	WV	25401-1746	3042830456	80	Berkeley	1000 West Virginia Ave	Martinsburg	WV	25401-1746
LO 000401	Advanced Lottery Technologies, LLC	Advanced Lottery Tech.	Terri Dove	90 Mozelle St	Keyser	WV	26726-3332	3043682703	452	Mineral	90 Mozelle St	Keyser	WV	26726-3332
LO 000430	Shaffer Amusement Co. LLC	Shaffer Amusement Co. LLC	James McDonald III	140 East Pike St	Clarksburg	WV	26301-2163	3046228020	390	Harrison	140 E Pike St	Clarksburg	WV	26301-2163
LO 000407	Viking Video & Music, Inc	Viking Video & Music, Inc	Dennis (Champ) Kerns	423 16th St	Dunbar	WV	25064-2505	3047681685	85	Kanawha	423 16th St	Dunbar	WV	25064-2505
LO 000402	Ajax Amusement Machines, Inc.	Ajax Amusement Machines	Ajax Harbaugh	26 Veronica Dr	Martinsburg	WV	25404-3706	3042620087	224	Berkeley	26 Veronica Dr	Martinsburg	WV	25404-3706
LO 000435	BAT's, Inc.	Bat's, Inc.	Michael Gregory	PO Box 7786	Huntington	WV	25778-7786	3045233458	50	Cabell	1444 Washington Ave.	Huntington	WV	25704-1519
LO 000420	Southern Amusement Co.	Southern Amusement Co.	Mitzi Brammer	PO Box 1380	Logan	WV	25601-1380	3047521161	525	Logan	1117 2nd Ave	Logan	WV	25601-3309
LO 000403	Clay Music Company	Clay Music Company	Tommy D. Clay	PO Box 396	Belle	WV	25015-0396	3049266411	133	Kanawha	3171 W. Dupont Ave.	Belle	WV	25015-1075
LO 000404	Gamerom Amusements Vending and Sales, Inc.	Gamerom Amusements	James E. Tucker	1647 St. Andrews Dr	Hedgesville	WV	25427-5234	3042743699	85	Berkeley	1647 St. Andrews Drive	Hedgesville	WV	25427-5234
LO 000406	Jack's Enterprises, Inc.	Jack's Amusement	John Casalino	PO Box 9029	Fairmont	WV	26555-9029	3045345000	195	Marion	10 Stoney Lonesome Rd	Fairmont	WV	26554-4596
LO 000408	Derrick Video, LLC	Derrick Video, LLC	Joshua Collins	1330-6th St	Charleston	WV	25302	3043462617	500	Kanawha	1330 - 6th St	Charleston	WV	25302-1235
LO 000409	Woodward Video LLC	Woodward Video LLC	Bryan Woodward	PO Box 520	Bridgeport	WV	26330-0520	3046777007	150	Harrison	19 Casino Drive	Anmoore	WV	26330-0520
LO 000414	A-1 Amusement, Inc.	A-1 Amusement	Kimberly A. Ullman	3405 Murdoch Ave	Parkersburg	WV	26101-1023	3044220026	248	Wood	3405 Murdoch Ave	Parkersburg	WV	26101-1023
LO 000419	Mountaineer Music, LLC	Mountaineer Music,LLC	David K. Miller	207 Washington St W	Charleston	WV	25302-1825	3043431789	73	Kanawha	807 Washington St W	Charleston	WV	25302-1825
LO 000417	Trans Allegheny Enterprises, LLC	Trans Allegheny Ent.	Thomas H. Fittro	PO Box 3310	Parkersburg	WV	26103-3310	3044226170	196	Wood	713 Gladstone St	Parkersburg	WV	26101-5661
LO 000405	Action Gaming, Inc.	Action Gaming, Inc.	Joseph T. Dobkin	68 -18th St	Wheeling	WV	26003-3702	3042325100	475	Ohio	68 - 18th St	Wheeling	WV	26003-3702
LO 000416	Progressive Video Lottery, Ltd.	Progressive Video Lottery	James Bryan	PO Box 1588	Morgantown	WV	25015-0396	3042923791	190	Monongalia	26 Smithtown Rd	Morgantown	WV	265071588
LO 000410	Dustyn Enterprises, Inc.	Dustyn Enterprises, Inc.	Sharon Booten	PO Box 861	Barboursville	WV	25504-0861	3047333911	130	Cabell	6050 E Pea Ridge Rd	Huntington	WV	25705-2651
LO 000413	Vast Vending, Inc.	Vast Vending, Inc.	Jason Steele	PO Box 1238	Crab Orchard	WV	25827-1238	3042557734	58	Raleigh	1261 Robert C. Byrd Drive	Crab Orchard	WV	25827-1238
LO 000412	LeeJay, Inc.	LeeJay Amusements	Richard Smith	204 Highland Ave	Williamstown	WV	26187-1256	3043759165	95	Wood	204 Highland Ave	Williamstown	WV	26187-1256
LO 000411	Random World, Ltd.	Random World, Ltd.	Matthew Knowles	PO Box 1561	Bluefield	WV	24701-1561	3043279309	452	Mercer	2459 Washington St	Bluefield	WV	24701-1561
LR 002478	Tiffany's LLC	Jumpin' Jimmy's	Joseph Tellitocci	2084 National Rd	Wheeling	WV	26003-5229	3042439071	7	Ohio	14 West Alexander Rd	Valley Grove	WV	26060
LR 002562	GLB Enterprises, LLC	Bradley's Parlor, LLC	George Bradley	101 16th St	Wellsburg	WV	26070-1455	3047371998	7	Brooke	1603 Commerce St	Wellsburg	WV	26070-1324
LR 002449	Mountain Tree Italian, LLC	Patty's-Bluefield	Stephen Scott	3960 Teays Valley Rd	Hurricane	WV	25526-9796	3043275139	7	Mercer	3022-B E Cumberland Rd	Bluefield	WV	24701
LR 002452	Marion Italian, LLC	Paula's-Fairmont	Stephen Scott	3960 Teays Valley Rd	Hurricane	WV	25526-9796	3043631741	7	Marion	310 Marion Square	Fairmont	WV	26554-1371
LR 002453	Mercer Italian, LLC	Paula's-Clarksburg	Stephen Scott	3960 Teays Valley Rd	Hurricane	WV	25526-9796	3043262555	7	Harrison	472 Emily Dr	Clarksburg	WV	26301-5514
LR 002448	Vanilla, LLC	Patty's-Princeton	Stephen Scott	3960 Teays Valley Rd	Hurricane	WV	25526-9796	3044254347	7	Mercer	1057 Stafford Rd	Princeton	WV	24740-2409
LR 002460	Co Mac, Inc.	Killin Time #1	Beverly Tilson	PO Box 2069	Beckley	WV	25802-2069	3042554501	5	Raleigh	1704 Harper Dr	Beckley	WV	25802-2069
LR 002470	J-BIRD,LLC	Palace Lounge	Clarence Pennington	1832 Winchester Ave	Martinsburg	WV	25405-4084	3042677520	7	Berkeley	1350 Edwin Miller Blvd	Martinsburg	WV	25404-3704
LR 002471	Mirror Pond, LLC	Paula's-University	Stephen Scott	3960 Teays Valley Rd	Hurricane	WV	25526-9796	3042252525	7	Monongalia	55 Don Knotts Blvd. Ste 1	Morgantown	WV	26508-6805
LR 002451	Monon Italian, LLC	Paula's-Mileground	Stephen Scott	3960 Teays Valley Rd	Hurricane	WV	25526-9796	3042252505	7	Monongalia	1756 Mileground Rd, Ste B	Morgantown	WV	26505-3785
LR 002480	Randolph Italian, LLC	Paula's-Elkins	Stephen Scott	3960 Teays Valley Rd	Hurricane	WV	25526-9796	3046360243	7	Randolph	773 Beverly Pike	Elkins	WV	26241-9729
LR 002487	Raleigh Italian, LLC	Patty's-Sophia	Stephen Scott	3960 Teays Valley Rd	Hurricane	WV	25526-9796	3046834700	7	Raleigh	826 Robert C Byrd Dr	Sophia	WV	25921
LR 002499	Cabell Italian, LLC	Mimi's-Pea Ridge	Stephen Scott	3960 Teays Valley Rd	Hurricane	WV	25526-9796	3043022050	7	Cabell	5636 US Route 60 E #10	Huntington	WV	25705-2148
LR 002500	WV Café Operations #1 LLC	West Virginia Café	Jeremy M Webb	PO Box 4180	Parkersburg	WV	26104-4180	3048639272	7	Wood	1510 Harris Hwy	Parkersburg	WV	26101-7606
LR 002501	EDJ Operations of Mineral Wells, LLC	Must Be 21 To Enter - Min	Elizabeth Jones	1211 31st St	Vienna	WV	26105-2663	3044893003	7	Wood	245 Elizabeth Pike	Mineral Wells	WV	26150
LR 002502	Chesterfield House, Inc.	Max's Place	Sumeat Namsupak	3112 Chesterfield Ave	Charleston	WV	25304-1214	3043450174	7	Kanawha	3120 Chesterfield Ave	Charleston	WV	25304-1214
LR 002525	Gumby's, LLC	Geno's-New Martinsvl	John R Prather	98 E Cove Ave	Wheeling	WV	26003-5080	3044550000	5	Wetzel	New Martinsville Plaza	New Martinsville	WV	26155
LR 002548	Saints Italian, LLC	Mimi's-Patrick St.	Stephen Scott	3960 Teays Valley Rd	Hurricane	WV	25526-9796	3043427090	7	Kanawha	1607B Kanawha Blvd W	Charleston	WV	25302
LR 002447	Southridge Italian, LLC	Patty's-Gateway	Stephen Scott	3960 Teays Valley Rd	Hurricane	WV	25526-9796	3048727941	7	Nicholas	1018 Wal St	Summersville	WV	26651-2101
LR 002315	Rescon, LLC	Mimi's-St. Albans	Stephen Scott	3960 Teays Valley Rd	Hurricane	WV	25526-9796	3042012555	7	Kanawha	1433 MacCorkle Ave	Saint Albans	WV	25177-1826
LR 002536	Galia Italian, LLC	Paula's-Westover	Stephen Scott	3960 Teays Valley Rd	Hurricane	WV	25526-9796	3042252206	7	Monongalia	150 Holland Ave	Westover	WV	26501-4357
LR 002392	Nitro Food Service, LLC	Patty's-Beckley Plaza	Stephen Scott	3960 Teays Valley Rd	Hurricane	WV	25526-9796	3042552062	7	Raleigh	Unit 1 316 Beckley Plaza	Beckley	WV	25801-2215
LR 002222	Block & Barrel Inc	Block & Barrel Deli	Cindy Woodward	PO Box 667	Bridgeport	WV	26330-0667	3048480224	5	Harrison	2403 Meadbrook Mall	Bridgeport	WV	26330-9018
LR 002278	SONS Enterprises, Inc.	The Club Room	Deborah K Trent	PO Box 855	Princeton	WV	24740-0855	3044871440	5	Mercer	717 Rogers St	Princeton	WV	24740-3651
LR 002736	Opportunity Knocks, Inc.	Opportunity Knocks #2	Robert Toler	PO Box 306	Mullens	WV	25882-0306	3047539525	4	Monroe	112 Market St	Peterstown	WV	24963
LR 002316	Dorcas, LLC	Mimi's-Ashton Place	Stephen Scott	3960 Teays Valley Rd	Hurricane	WV	25526-9796	3047201888	7	Kanawha	1107 Flederjohn Rd	Charleston	WV	25314-4204
LR 002565	RiverSide Lunch, LLC	Clendenin Hot Spot	Ronald Morrison	PO Box 1121	Clendenin	WV	25045-1121	3045485600	7	Kanawha	8475 Elk River Rd N	Clendenin	WV	25045-1121
LR 002340	Riverwalk Restaurants, LLC	Patty's-Beckley Crossing	Stephen Scott	3960 Teays Valley Rd	Hurricane	WV	25526-9796	3049292640	7	Raleigh	409 Beckley Crossing #9	Beckley	WV	25801
LR 002346	Pea Ridge Italian, LLC	Mimi's-Liberty Square	Stephen Scott	3960 Teays Valley Rd	Hurricane	WV	25526-9796	3042013535	7	Putnam	5 Liberty Square	Hurricane	WV	25526-8853
LR 002367	Captains, LLC	Mimi's-Quincy	Stephen Scott	3960 Teays Valley Rd	Hurricane	WV	25526-9796	3049496046	7	Kanawha	2700 E Dupont Ave Ste19A	Belle	WV	25015-1842
LR 002327	Chamberly Company LLC	Mimi's-Southridge	Stephen Scott	3960 Teays Valley Rd	Hurricane	WV	25526-9796	3047203707	7	Kanawha	2836 Mountaineer Blvd	S Charleston	WV	25309-9449
LR 002391	Malt, Inc.	Members Only	William Clark	PO Box 5774	Princeton	WV	24740-5774	3043278022	5	Mercer	119 Rainbow Rd	Princeton	WV	24739-7876
LR 002421	Ceredo Concepts, LLC	Paula's-Bridgeport	Stephen Scott	3960 Teays Valley Rd	Hurricane	WV	25526-9796	3048480406	7	Harrison	1218 W Main St	Bridgeport	WV	26330-1657
LR 002393	Liberty Restaurants, LLC	Mimi's-Dunbar	Stephen Scott	3960 Teays Valley Rd	Hurricane	WV	25526-9796	3047201880	7	Kanawha	961 Dunbar Village Plz	Dunbar	WV	25064-3137
LR 002401	Lori's Pub II, LLC	Lori's Pub II	Curtis Asbury	PO Box 164	Madison	WV	25130-0164	3043696079	5	Logan	63 Shae Ave Ste 1	Chapmanville	WV	

WEST VIRGINIA LOTTERY
Limited Video Lottery
 Permit Holders as of September 3,2014

LR 002785	Onak, LLC	Billy Sunday's	Billy Browning, Jr.	PO Box 542	Teays	WV	25569-0542	3045413432	7 Putnam	917 Roosevelt Blvd	Eleanor	WV	25070
LR 002797	Tiffany's LLC	Sunset Café III Hot Spot	Joseph Tellitocci Jr	2084 National Rd	Wheeling	WV	26003-5229	3047977774	7 Brooke	3919 Main St	Weirton	WV	26062-5313
LR 002804	Rosa Italian, LLC	Mimi's-Hill's Plaza	Stephen Scott	3960 Teays Valley Rd	Hurricane	WV	25526-9796	3043436794	7 Kanawha	303 Patrick Street Plz	Charleston	WV	25387-2439
LR 002806	Beckley Speedway, LLC	Mimi's Local Café-Beckley	George Chaouki	734 Mayflower Dr	Charleston	WV	25311-1529	3044215000	7 Raleigh	5422 Robert C Byrd Dr	Beckley	WV	25909
LR 002833	EDJ Operations of Mineral Wells LLC	Must Be 21 To Enter - Par	Elizabeth D Jones	1211 31st St	Vienna	WV	26105-2663	3044229909	7 Wood	28 12th St	Parkersburg	WV	26101-4340
LR 002756	Greenbrier Valley Liquors,Inc.	Lewee's II	Gordon W Lewis Jr	42934 Midland Trail E	White Sulphur Spring	WV	24986-2330	3046450203	7 Greenbrier	9534 Seneca Trail S	Fairlea	WV	24901-1570
LR 002846	WV Café Operations #2 LLC	West Virginia Café	Jeremy M Webb	PO Box 4180	Parkersburg	WV	26104-7656	3045800001	7 Wood	915 7th St	Parkersburg	WV	26101-5252
LR 002739	Mardi Gras, LLC	Goodfellas	Norman Stonebraker	4076 Main St	Weirton	WV	26062-5333	3047482880	5 Brooke	4076 Main St	Weirton	WV	26062-5333
LR 002868	Three J's, Inc.	Coffee Club	Jesse Bane, III	1803 E Main St	Oak Hill	WV	25901-2323	3044696541	5 Fayette	789 Main St	Oak Hill	WV	25901-3122
LR 002891	Patty's Inc.	Judy's	Harold Ray Arbaugh	PO Box 396	Belle	WV	25015-0396	3042528719	5 Raleigh	275 N Eisenhower Dr	Beckley	WV	25801-4138
LR 002894	Claytongage, Inc.	Smoke Time Sam's #2	William Holbrook	PO Box 7083	Huntington	WV	25775-7083	3046230578	7 Harrison	516 Emily Dr	Clarksburg	WV	26301-5507
LR 002926	Lewie's LLC	Minnie's	Gordon W Lewis Jr	42934 Midland Trail E	White Sulphur Spring	WV	24986-2330	3045364010	7 Greenbrier	770 E Main St	White Sulphur Springs	WV	24986-2228
LR 002927	Pam's, Inc.	Pam's #5	Pamela Parsons	78 Peyton St	Barboursville	WV	25504-2064	3047368283	7 Cabell	5254 US 60 E	Huntington	WV	25705
LR 002930	Pam's, Inc.	Pam's #6	Scott Thomas	PO Box 7083	Huntington	WV	25775-7083	3047431200	7 Cabell	870 B E Main St	Milton	WV	25541-1316
LR 002932	Shirley D McKeand, Inc	Shirley's	Margo Lilly Lewis	P O Box 8767	South Charleston	WV	25303	3045361270	6 Greenbrier	41713 Midland Trail E	White Sulphur Springs	WV	24986
LR 002964	Shinnston American Legion #31	American Legion Post #31	Stanley Williams	76 Bridge St	Shinnston	WV	26431-1440	3045920089	3 Harrison	76 Bridge St	Shinnston	WV	26431-1440
LR 002971	Kline Enterprises, "LLC"	New Orleans Coffee House	David Kline	1212 Highland Dr	Saint Albans	WV	25177-3745	3047227100	7 Kanawha	316 B St Suite 106	Saint Albans	WV	25177-1883
LR 002841	Dewey J. Guida Enterprises, Inc.	Dee Jay's BBQ Ribs and Grill	Dee Jay's Guida	380 Three Springs Dr	Weirton	WV	25802-4922	3047481150	5 Brooke	770 Three Springs Dr	Weirton	WV	26062-4922
LR 002704	Brewer Management, LLC	Sam's Hotdogs	Stella M Blake	201 Fayette Ave	Fayetteville	WV	25840-1305	3049256600	4 Kanawha	4012 Malden Dr	Charleston	WV	25306-6557
LR 002575	Jefferson Italian, LLC	Sofia's-Ranson Square	Stephen Scott	3960 Teays Valley Rd	Hurricane	WV	25526-9796	3047241596	7 Jefferson	809 N Mildred St Ste 6	Ranson	WV	25438-1587
LR 002576	Spruce, LLC	Paula's-Weston	Stephen Scott	3960 Teays Valley Rd	Hurricane	WV	25526-9796	3042693034	7 Lewis	326 Market Place Mall	Weston	WV	26452-6955
LR 002590	Claytongage, Inc.	Smokin Sam's	William Holbrook	PO Box 7083	Huntington	WV	25775-7083	3047735656	7 Mason	118 Gander Lane	Mason	WV	25260
LR 002607	Jass Video Investments LLC	High Life Lounge	Cindy Woodward	PO Box 1350	Bridgeport	WV	26330-6350	3046376714	10 Randolph	208 S Randolph Ave	Elkins	WV	26241-3739
LR 002608	Towne 'N Country Lanes, Corporation	Towne 'N Country Lounge	Jodi Allen	400 First Ave	Nitro	WV	25015-1433	3047272259	5 Kanawha	409 1st Ave	Nitro	WV	25143
LR 002625	El Dorado, Inc.	Club El Dorado	Matt Samples	2417 Grant Ave	Saint Albans	WV	25177-2059	3047272651	5 Kanawha	2417 Grant Ave	Saint Albans	WV	25177-2059
LR 002667	Tiffany's LLC	Bahama Bay Café Hot Spot	Joseph Tellitocci Jr	2084 National Rd	Wheeling	WV	26003-5229	3047235366	5 Hancock	3545 Pennsylvania Ave	Weirton	WV	26062-4064
LR 002699	Co Mac, Inc.	Killin Time #2	Beverly Tison	PO Box 2069	Beckley	WV	25802-2069	3044655188	5 Fayette	823 1/2 E Main St	Oak Hill	WV	25901
LR 002763	The Bus Terminal, LLC	Fun Café	Frank Colalella	3075 Main St	Weirton	WV	26062-4709	3047481020	5 Hancock	403 W Carolina Ave	Chester	WV	26034
LR 002702	Tiffany's LLC	Stars and Stripes II	Joseph Tellitocci	2084 National Rd	Wheeling	WV	26003-5229	3042439071	6 Brooke	4107 Freedom Way	Weirton	WV	26062-5209
LR 002570	Club Lounge, LLC	Club Lounge	Karen S Blankenship	801 Oakvale Rd	Princeton	WV	24740-3916	3044258497	5 Mercer	801 Oakvale Rd	Princeton	WV	24740-3916
LR 002708	Gumby's LLC	Brooke Plaza Café	John R Prather	98 E Cove Ave	Wheeling	WV	26003-5080	3047977072	5 Brooke	1502 Main St	Follansbee	WV	26037-1222
LR 002712	Tiffany's LLC	Wise Guys	Joseph Tellitocci	2084 National Rd	Wheeling	WV	26003-5229	3042439071	6 Ohio	1221 Warwood Ave	Wheeling	WV	26003-7129
LR 002719	D-Worth, Inc.	Texas Jim #1	James Duckworth	4331 US Route 60 E	Huntington	WV	25705-2901	3046381617	7 Cabell	4331 US Route 60	Huntington	WV	25705-2901
LR 002730	Tiffany's LLC	Dan O's	Joseph Tellitocci	2084 National Rd	Wheeling	WV	26003-5229	3047237310	6 Brooke	300 St Thomas Dr	Weirton	WV	26062-3845
LR 002216	BK Enterprises LLC	Hot Spot Lounge #2	Kevin Ritz	1512 Buckhannon Pike	Nutter Fort	WV	26301-4410	3043262298	5 Harrison	1512 Buckhannon Pike	Nutter Fort	WV	26301-4410
LR 002735	Opportunity Knocks, Inc.	Opportunity Knocks #4	Robert Toler	PO Box 306	Mullens	WV	25882-0306	3042500053	4 Raleigh	1257 Robert C Byrd Dr	Crab Orchard	WV	25827
LR 001727	City Café LLC	Victoria Vaudeville Theater	Sophia Brown	15 Oak Park Ave	Wheeling	WV	26003-5539	3048432624	7 Marshall	324 Jefferson Ave	Moundsville	WV	26041-1640
LR 002737	Steele Retail, Inc.	Curt's	Sandra Raso	PO Box 1238	Crab Orchard	WV	25827-1238	3047534549	5 Monroe	27 Market St	Peterstown	WV	24963
LR 002738	Zeek Enterprises, Inc.	EZ-Borderline Hotspot	Everett Zeek	PO Box 358	Kermit	WV	25674-0358	3043934331	5 Mingo	Corner Kentucky & Lincoln	Kermit	WV	25674-0358
LR 002700	Levendorf & Son's LLC	Good Times Café	John Prather	98 E Cove Ave	Wheeling	WV	26003-5080	3047237233	5 Hancock	2841 Pennsylvania Ave	Weirton	WV	26062-3718
LR 001254	HI-LAD Inc	Garden Grille	Gregory B. Hicks	102 Racer Dr	Cross Lanes	WV	25313-1472	3047768070	5 Kanawha	102 Racer Dr	Cross Lanes	WV	25313-1472
LR 001195	Parkersburg Locker Room Inc	Locker Room Sports Grill	Marilyn Fittro	PO Box 1425	Parkersburg	WV	26102-1425	3042955050	2 Wood	1714 16th St	Parkersburg	WV	26101-3635
LR 001200	New 48 Club Association	Mugshotz Bar & Grill	Robert Julian	3327 Pennsylvania Ave	Weirton	WV	26062-3920	3047231493	5 Hancock	3327 Pennsylvania Ave	Weirton	WV	26062-3920
LR 001201	Mace's Restaurant & Lounge Association	Mace's Restaurant & Lounge	Hani Shami	205 Fulton St	Wheeling	WV	26003-6525	3042322342	5 Ohio	205 Fulton St	Wheeling	WV	26003-6525
LR 001204	Ye Olde Alpha Inc	Ye Olde Alpha Inc	Elizabeth Jones	118 W Main St	St Clairsville	OH	43950-1225	3042421090	5 Ohio	50 Carmel Rd	Wheeling	WV	26003-5907
LR 001209	Beasters Lounge Inc	The Legg Room Too	Deloris Warf	621 9th St	Huntington	WV	25701-2121	3046347843	5 Cabell	621 Ninth St	Huntington	WV	25701-2121
LR 001214	Earl Francis Post Number 3	American Legion Post #3	George Carter	800 1st St	Moundsville	WV	26041-1404	3048455220	7 Marshall	800 1st St	Moundsville	WV	26041-1404
LR 001220	Cameron Holding Co., Inc.	American Legion Post #18	Charles Harris	PO Box 235	Cameron	WV	26033-0235	3046863161	4 Marshall	41 1/2 Main St	Cameron	WV	26033-0235
LR 001225	White Stallion Club LLC	White Stallion Club	Mary Lou Krzeczowski	2701 Lincoln Hwy	Chester	WV	26034-1725	3043875077	5 Hancock	2701 Lincoln Hwy	Chester	WV	26034-1725
LR 001775	K & J's Skip N Go Inc	K & J's Skip n Go	Fonda G. Cutrone	565 Main St	Follansbee	WV	26037-1523	3045271808	7 Brooke	565 Main St	Follansbee	WV	26037-1523
LR 001242	Apple Inc	Piggy's Club	Wilbur A. Alger Jr	PO Box 445	Bunker Hill	WV	25413-0445	3042290235	7 Berkeley	12639 Winchester Ave	Bunker Hill	WV	25413-0445
LR 001174	Bob Milby Veterans of Foreign Wars Post #6450 Inc	Bob Milby VFW Post #6450	John Ash	417 Carolina Ave	Chester	WV	26034-1129	3043870004	10 Hancock	417 Carolina Ave	Chester	WV	26034-1129
LR 001262	Dockside Bar & Grill Inc	Kelly's Hot Spot VII	Kelly McGilton	4013 B Washington St W	Charleston	WV	25313	3042015829	7 Putnam	28 Putnam Village	Teays Valley	WV	25569
LR 001263	Charleston Moose Lodge	Moose Lodge #1444 - Charleston	David Wm. Jarrell	2805 Kanawha Blvd E	Charleston	WV	25311-1727	3049253001	7 Kanawha	3112 Chesterfield Ave SE	Charleston	WV	25311-1727
LR 001284	Ceredo-Kenova Am. Legion Post #93	American Legion Post #93	Tom Hayes	PO Box 26	Kenova	WV	25530-0026	3044536722	10 Wayne	302 Eighth St	Kenova	WV	25530-1505
LR 001299	Jericho Inn Inc	Hotspot Café 2	Scott Thomas	PO Box 7083	Huntington	WV	25775-7083	3046754167	7 Mason	804 - 22nd St	Pt Pleasant	WV	25550-1905
LR 001306	The Winnerz Club LLC	Belmont Hot Spot	Stacy M Linger	608 Bellview Blvd	Fairmont	WV	26554-1802	3043635300	5 Marion	608 Bellview Blvd	Fairmont	WV	26554-1802
LR 001307	A-Cubed Inc	A-Cubed	Robert Sanders	PO Box 273	Tunnelton	WV	26444-0273	3045682006	2 Marion	1336 Pleasant Valley Rd	Fairmont	WV	26554-9209
LR 001345	Bank Street Corporation	Kathrine's Kafé	Todd Lemon	4 Bank St	Nitro	WV	25143-1709	3047558836	5 Kanawha	4 Bank St	Nitro	WV	25143-1709
LR 001351	GRH Inc	Bogies Place	Timothy W Allen	3702 Teays Valley Rd	Hurricane	WV	25526-9645	3047577215	5 Putnam	3702 Teays Valley Rd	Hurricane	WV	25526-9645
LR 001228	Lockhart & Lockhart Inc	Club Brass Room	Frowde L Lockhart	2921 Hughes St	Huntington	WV	25704-2019	3045252201	4 Cabell	2421 3rd Ave	Huntington	WV	25703-1223
LR 001108	Images Club Inc	The Last Roundup Club	Wilbur A Alger Jr	PO Box 445	Bunker Hill	WV	25413-0445	3042297015	7 Berkeley	10491 Winchester Ave	Bunker Hill	WV	25413-4314
LR 001007	Chesterfield House Inc	Chesterfield House	Sumeat	3112 Chesterfield Ave SE	Charleston	WV	25304-1214	3043455071	7 Kanawha	3112 Chesterfield Ave SE	Charleston	WV	25304-1214
LR 001011	Park Systems Inc	Park Mart	Danny Young	3501 MacCorkle Ave SE	Charleston	WV	25304-1419	3049251001	5 Kanawha	3501 MacCorkle Ave SE	Charleston	WV	25304-1419
LR 001017	Coach's Club Association	Coach's Club	Norman Stenger	300 Garfield St	McMechen	WV	26040-1026	3042329527	3 Marshall	300 Garfield St	McMechen	WV	26040-1026
LR 001026	B.W. Boardwalk Enterprises	McLewie's III	Marie Lewis	42934 Midland Trail E	White Sulphur Spring	WV	24986-2330	3045361666	6 Greenbrier	38225 Midland Trail E	White Sulphur Springs	WV	24986-2330
LR 001036	GLB Enterprises LLC	Lesters Hard Times LLC	George L. Bradley	101 16th St	Wellsburg	WV	26070-1455	3047371998	5 Brooke	69 27th St	Wellsburg	WV	26070-1058
LR 001043	Jerry's Bar Association	Jerry's	Judith Padlow	29 Sixth St	McMechen	WV	26040-1053	3042338934	6 Marshall	29 Sixth St	McMechen	WV	26040-1053
LR 001057	Three J's Inc	Jesse's Pub	Jesse Bane	1801 E Main St	Oak Hill	WV	25901-2323	3044698877	7 Fayette	1801 E Main St	Oak Hill	WV	25901-2323
LR 001062	Enterprise Inc	Casey's Family Restaurant Hot Spot	Elizabeth Scudere	Route 19	Enterprise	WV	26568	3045925672	7 Harrison	Route 19	Enterprise	WV	26568
LR 001178	Tiffany's LLC	Bourbon Street Café	Joseph Tellitocci	2084 National Rd	Wheeling	WV	26003-5229	3042241718	5 Hancock	3628 Main St	Weirton	WV	26062-4510
LR 001084	The Java Shoppe	The Java Shoppe	Vito Cutrone	1015 Main St	Follansbee	WV	26037-1344	3045273910	7 Brooke	1015 Main St	Follansbee	WV	26037-1344
LR 001176	L L & M Inc	Four Corners Club	Robert Kern	PO Box 1516	Inwood	WV	25428-1516	3042293443	5 Berkeley	72 Pedal Car Dr	Inwood	WV	25428-1516
LR 001109	Twin Taverns Inc	Frank's Hot Spot	Joseph Scotchel	22 Lane St	Westover	WV	26501-4392	3042841100	7 Monongalia	403 Holland Ave	Westover	WV	26501-4208
LR 001110	Colasante Group Inc	Colasante's Restaurant & Pub	Eustachio Colasante	416 Fairmont Rd	Westover	WV	26501-4228	3042967689	5 Westover	416 Fairmont Rd	Westover	WV	26501-4228
LR 001120	Little Moe's Inc	Lil' Moe's	John M. Mosesso	PO Box 266	Phillippi	WV	26416-0266	3044572680	5 Barbour	23 N Main St	Phillippi	WV	26416-1120
LR 001125	Holbert Amusements LLC	TG's Lounge & Café	Ryan P Holbert	530 Fairmont Ave	Fairmont	WV	26554-5102	3043634214	5 Marion	306 Adams St	Fairmont	WV	26554-3104
LR 001147	Wilma J Cottrell	Cottrell's Country Store	Wilma Cottrell	34 Old School Rd	Morgantown	WV	26508-1486	3042921001	2 Monongalia	119 N Point Marion Rd	Morgantown	WV	26508-1486
LR 001154	University Lounge Inc	Stadium Club The	Deloris Warf	1441 4th Ave	Huntington	WV	25701-2402	3046385420	5 Cabell	1441 4th Ave	Huntington	WV	25701-2402
LR 001155	State Line Café & More LLC	Lil' B's Café & Hot Spot	Larry Lewis	2084 National Rd	Wheeling	WV	26003-5229	3048435452	7 Marshall	213 Lafayette Ave	Moundsville	WV	26041-1032
LR 001169	Fielder's Sports Bar LLC	Bette's	Karen Blankenship-Shuma	PO Box 855	Princeton	WV	24740-0855	3044873222	5 Mercer	335 Oakvale Rd	Princeton	WV	24740-0855
LR 001390	Esquire Supper Club Inc	Ernie's City Perk	Charles McCay	3700 Emerson Ave	Parkersburg	WV	261						

WEST VIRGINIA LOTTERY
Limited Video Lottery
Permit Holders as of September 3, 2014

LR 001914	Sunset-Ellis Restaurant Inc	Sunset Ellis Restaurant	Anthony J. Ellis	5776 Shinnston Pike	Meadowbrook	WV	26404	3045920405	4 Harrison	Rt 19 N Clarksburg	Meadowbrook	WV	26404
LR 001374	Spare Time LLC	Spare Time Sports Bar & Grille	Terry Boone-Dowdy	PO Box 1669	Lewisburg	WV	24901-4669	3046473155	5 Greenbrier	157 Maple Carriage Dr	Lewisburg	WV	24901-4669
LR 001670	Novichenk LLC	Tailgater's Pub 2	Dennis Johnson	1494 Cheat Rd	Morgantown	WV	26508-4134	3045949821	7 Monongalia	1494 Cheat Rd	Morgantown	WV	26508-4134
LR 001681	Zeek Enterprises, Inc.	Zeek's Sports Lounge	Everett Zeek	PO Box 358	Kermit	WV	25674-0358	3043934331	5 Mingo	Kentucky-Lincoln St	Kermit	WV	25674-0358
LR 002988	Nawlin's Street LLC	Nawlin's Street #1	John D Hall	PO Box 5	Milton	WV	25541-0005	3047335135	5 Cabell	6016 US Route 60 E	Barboursville	WV	25504-1029
LR 001744	BSB Inc	Halftime Café	Katherine Lemon	2006 Benedict Circle	Saint Albans	WV	25177-3808	3047575044	5 Putnam	#1 Putnam Village	Teays Valley	WV	25569
LR 001784	L. & S. Corporation	The Smokehouse	Charles Smithers	1549 W Washington St	Charleston	WV	25387-2315	3043452966	5 Kanawha	1549 W Washington St	Charleston	WV	25387-2315
LR 001838	Karen's Cookie Carnival Inc	Karen's Cookie Carnival	Phillip M. Mann	553 Washington Ave	Huntington	WV	25701-1039	3045237688	7 Cabell	553 Washington Ave	Huntington	WV	25701-1039
LR 001876	Abbey's Inc	Abbey's	Hannah Boord	145 Zane St	Wheeling	WV	26003-2293	3042330729	5 Ohio	145 Zane St	Wheeling	WV	26003-2293
LR 001650	Hlad Inc	Dugger's Market	Douglas M Hlad	195 29th St	Wheeling	WV	26003-4125	3042333155	7 Ohio	195 29th St	Wheeling	WV	26003-4125
LR 001897	Tiffany's LLC	Coffee & Tanning Hot Spot	Joseph Tellitocci	2084 National Rd	Wheeling	WV	26003-5229	3045270944	6 Ohio	20 Elm Ter (Shopping Ctr)	Wheeling	WV	26003-5064
LR 001648	Midtown Lounge Inc	Midtown Lounge	Sam Lacaria	159 W Pike St	Clarksburg	WV	26301-2720	3046228785	5 Harrison	159 W Pike St	Clarksburg	WV	26301-2720
LR 001928	Emerson Bowling Lanes Inc	Emerson Pub	Steve Lorenze Jr.	PO Box 4333	Parkersburg	WV	26104-4333	3044857406	5 Wood	1501 36th St	Parkersburg	WV	26104-1941
LR 001931	Rebel's Inn Inc	Millies Coffee House	Timothy W Allen	3380 Teays Valley Rd	Hurricane	WV	25526-8603	3045468603	5 Putnam	3380 Teays Valley Rd	Hurricane	WV	25526-8603
LR 001932	J-Bird LLC	Penn Bar & Grill	Clarence B. Pennington	1832 Winchester Ave	Martinsburg	WV	25405-4084	3042600074	1 Berkeley	1832 Winchester Ave	Martinsburg	WV	25405-4084
LR 001969	C.J's Pub LLC	C.J's Pub	Curtis R Asbury II	PO Box 164	Madison	WV	25130-0164	3045213977	7 Boone	210 Tricorn Rd	Danville	WV	25053
LR 001989	WilMon Foods Industries LLC	High Life Lounge I	Cindy Woodward	PO Box 1350	Bridgeport	WV	26330-6350	3043681750	5 Marion	Route 250 S Middletown Mal	Fairmont	WV	26554
LR 002114	Greenbrier Valley Liquors	Lewee's I	Gordon W Lewis Jr	42934 Midland Trail E	White Sulphur Spring	WV	24986-2330	3045362484	6 Greenbrier	936 Main St	White Sulphur Springs	WV	24986-3006
LR 002167	B & Brown, Inc.	Brianna's Café	Bill Browning	PO Box 542	Teays Valley	WV	25569-0542	3047551406	7 Putnam	745 Winfield Rd	Saint Albans	WV	25177-1502
LR 002168	G & S Tobacco Dealers LLC	High Life Lounge	Cindy Woodward	PO Box 1350	Bridgeport	WV	26330-6350	3042697730	30 Lewis	532 US Hwy 33 E	Weston	WV	26452-7052
LR 002172	Quiet Dell Sports Grill Hot Spot LLC	Jeannie's Hot Spot	Cheri M Satterfield	23 Greenview Dr	Fairmont	WV	26554-1245	3046231117	5 Harrison	4356 Buckhannon Pike	Mount Clare	WV	26003-2293
LR 001884	The Legion Post of Newell, Inc.	American Legion Post #114	Thomas Cline	PO Box 314	Newell	WV	26050-0314	3043872009	10 Hancock	538 Washington St	Newell	WV	26050-0314
LR 001507	The Bus Terminal LLC	Fun Café	Frank A. Colalella	3075 Main St	Weirton	WV	26062-4709	3045270517	5 Hancock	3075 Main St	Weirton	WV	26062-4709
LR 002175	The Cold Spot, LLC	Cold Spot Cross Lanes-Nit	Bill Smidi	4005 W Washington St	Charleston	WV	26153-2419	3042049464	7 Kanawha	710 Cross Lanes Dr	Nitro	WV	25143-1116
LR 001396	Weirton Elks Lodge	Elks Lodge #1801 - Weirto	Bill Verelst	PO Box 269	Weirton	WV	26062-0269	3047480565	7 Hancock	3429 Main St	Weirton	WV	26062-4505
LR 001433	Wakim's Club Inc	Wakim's Club	Fred Wakim	2181 National Rd	Wheeling	WV	26003-5247	3042426545	7 Ohio	2181 National Rd	Wheeling	WV	26003-5247
LR 001434	Godfather's Club Inc	Parlor Café	Thomas Salem	5 Delaware St	Wheeling	WV	26003-2116	3042330785	7 Ohio	5 Delaware St	Wheeling	WV	26003-2116
LR 001441	Mountaineer Bowling Lanes Inc	Strikers Sports Lounge	Carl Mariotti	3224 Cumberland Rd	Bluefield	WV	24701-5039	3043257037	7 Mercer	3224 Cumberland Rd	Bluefield	WV	24701-5039
LR 001455	BECKLEY LODGE NO. 1606, LOYAL ORDER OF MOOSE, INC.	Beckley Lodge #1606	Charles Hodges	PO Box 868	Beckley	WV	25802-0868	3042540410	9 Raleigh	410 New River Dr	Beckley	WV	25801-2922
LR 001460	New Martinsville Moose Lodge	Moose Lodge #931 - New Martinsville	Richard Erlwire	180 North St	New Martinsville	WV	26155-1345	3044554260	9 Wetzel	180 North St	New Martinsville	WV	26155-1345
LR 001481	J.P. Henry's Inc	J.P. Henry's	Thomas Hughes	5106 Emerson Ave	Parkersburg	WV	26104-9201	3044859390	7 Wood	5106 Emerson Ave	Parkersburg	WV	26104-9201
LR 001668	Loyal Order Of Moose	Moose Lodge #52	James A. Badgett	150 W Main St	Clarksburg	WV	26301	3046227570	7 Harrison	150 W Main St	Clarksburg	WV	26301
LR 001491	Jerry's Restaurant & Lounge Inc	Jerry's Restaurant & Lounge	Kenneth Cole	PO Box 340	Grafton	WV	26354-0340	3042652837	5 Taylor	242 Barrett St	Grafton	WV	26354-1912
LR 001389	Fraternal Order of Eagles	Fraternal Order of Eagles Aerie # 1891	Robert Stern	2153 National Rd	Wheeling	WV	26003-5255	3042424883	2 Ohio	2153 National Rd	Wheeling	WV	26003-5255
LR 001515	Nitro Moose Lodge #565 LOOM, Inc.	Moose Lodge # 565 - Nitro	WILLIAM GREENFIELD	101 First Ave	Nitro	WV	25143	3047559645	5 Kanawha	101 First Ave	Nitro	WV	25143
LR 001548	Nick's Lounge Inc	Nick's Lounge	Diane Cochran	25 Bridgeview Plz	Moundsville	WV	26041-9693	3044839726	4 Marshall	25 Bridgeview Plz	Moundsville	WV	26041-9693
LR 001567	Bridge Bar & Coffee Shop Inc	Bridge Bar & Coffee Shop	George Dormas	948-950 Main St	Wheeling	WV	26003	3042321900	4 Ohio	948-950 Main St	Wheeling	WV	26003
LR 001568	Shirley D McKeand Inc	Shirley's #3	Lilly Margo (goes by Margc	PO Box 8767	South Charleston	WV	25303	3047278117	7 Kanawha	2813 MacCorkle Ave	Saint Albans	WV	25177-2109
LR 001593	Gold & Blue Restaurant Inc	Classics 3 Hot Spot L& Res	Louis Scotcher	PO Box 1209	Delislow	WV	26531-1209	3042928368	5 Monongalia	1384 Greenbag Rd	Morgantown	WV	26505
LR 001613	American Legion Post 121	American Legion Post #121	Dennis S. Smith	404 Carolina Ave	Chester	WV	26034-1130	3043870005	10 Hancock	404 Carolina Ave	Chester	WV	26034-1130
LR 001616	Old Mill Club Inc	Kegler's Sports Bar	Jerry Lorenze	735A Chestnut Ridge Rd	Morgantown	WV	26505-2729	3045989698	5 Monongalia	735A Chestnut Ridge Rd	Morgantown	WV	26505-2729
LR 001618	Suburban Lanes Inc	Suburban Lanes	Jerry Lorenze	735A Chestnut Ridge Rd	Morgantown	WV	26505-2729	3045993522	5 Monongalia	735 Chestnut Ridge Rd	Morgantown	WV	26505-2729
LR 001646	Cozy Corner Inc	Cozy Corner	George Hardman	PO Box 84	Big Otter	WV	25113-0084	3042869900	2 Clay	I-79 Exit 40	Big Otter	WV	25113-0084
LR 001488	Nip N' Cue Inc	The Blue Pit Sports Bar and Café	John R Casto	PO BOX 373	Little Hocking	OH	45742-0373	3044857752	5 Wood	1300 19th St	Parkersburg	WV	26101-3403
LR 004711	MVP Management Inc.	Venus Lounge #27	Mahesh Patel	PO Box 579	Bradley	WV	25818-0579	6812385823	7 Raleigh	1662 Robert C Byrd Drive	Beckley	WV	25801-3725
LR 004756	Gumby's LLC	Genos-East Cove Ave.	John R Prather	98 E Cove Ave	Wheeling	WV	26003-5080	3042439095	5 Ohio	98 E Cove Ave Rear	Wheeling	WV	26003-5080
LR 004441	G Group LLC	Gee's Café & Pub	Stephen Gresko	1229 Pennsylvania Ave	Weirton	WV	26062-3339	3047481111	5 Hancock	1229 Pennsylvania Ave	Weirton	WV	26062-3339
LR 004468	TJLT, Inc.	Chaz's	Thomas Booth	324 Highland Ave	Oak Hill	WV	25901-3442	3044697601	6 Fayette	550 Jones Ave	Oak Hill	WV	25901-2953
LR 004489	Bradley's Tropical Retreat LLC	Bradley's Tropical Retrea	George Bradley	101 16th St	Wellsburg	WV	26070-1455	3049144138	7 Hancock	3113 Pennsylvania Ave	Weirton	WV	26062-3801
LR 004538	Murdochs River City Perk LLC	Murdochs River City Perk	Kami Astorg	432 60th St	Vienna	WV	26105-8091	3048939969	7 Wood	3420 Murdock Ave	Parkersburg	WV	26101-1045
LR 004548	Ravenswood Hot Spot LLC	Ravenswood Hot Spot	Steven McCord	3308 Kim St	Parkersburg	WV	26104-2625	3042730431	5 Jackson	100 Violet Dr	Ravenswood	WV	26164-5179
LR 004558	Haddy's, LLC	Haddy's	Michael Courtney	2933 Laurel Dale Rd	New Creek	WV	26743-9608	3047881422	7 Mineral	123 Stoney Run Rd	Keyser	WV	26726
LR 004612	EMC Italian Restaurant LLC	Kristi's	Kristi Cline-White	PO Box 5449	Princeton	WV	24740-5449	3047844992	7 Boone	378 Mall Rd	Danville	WV	25053
LR 004622	DA and DJ Properties LLC	Allie's Café	Shawn Fortney	2103 Circle Dr	Morgantown	WV	26505-2907	3042415838	5 Monongalia	2103 Circle Dr	Morgantown	WV	26505-2907
LR 004643	Honey Realty and Leasing LLC	Sarahs	Sarah Castle	PO Box 5449	Princeton	WV	24740-5449	3044255050	7 Mercer	1295 Stafford Dr Ste #3	Princeton	WV	24740-2470
LR 004392	Gumby's LLC	Geno's-Moundsville Plaza	John R Prather	98 East Cove Ave	Wheeling	WV	26003-5080	3048100762	5 Marshall	317 Lafayette Ave, Ste 1	Moundsville	WV	26041
LR 004701	Frankie's Italian Restaurant LLC	Joyce's	Sarah J. Castle	PO Box 5449	Princeton	WV	24740-5449	3043209293	7 Mercer	281 1/2 Courthouse Rd	Princeton	WV	24740-5449
LR 004386	PGA, LLC	Sophia's	Wendel B Turner	216 Brooks St Ste 200	Charleston	WV	25301-1800	6812334030	7 Putnam	417 Hurricane Creek Rd	Hurricane	WV	25526-1206
LR 004712	MVP Management Inc.	Venus Lounge #21	Mahesh Patel	PO Box 579	Bradley	WV	25818-0579	3047315859	7 Raleigh	1652 Robert C Byrd Dr	Crab Orchard	WV	25827
LR 004723	MVP Management Inc.	Venus Lounge #22	Mahesh V. Patel	PO Box 579	Bradley	WV	25818-0579	3043248181	7 Mercer	4501 E Cumberland Rd	Bluefield	WV	24701-5205
LR 004736	MVP Management Inc.	Venus Lounge #26	Mahesh Patel	PO Box 579	Bradley	WV	25818-0579	3043258600	7 Mercer	2409 Washington St	Bluefield	WV	24701-4865
LR 004739	ZT6 Inc.	WV's Original City Perk Six	Charles McCay	3700 Emerson Ave	Parkersburg	WV	26104-0001	3044644649	7 Wood	12453 Emerson Ave	Parkersburg	WV	26104-8149
LR 004740	ZT5 Inc.	WV's Original City Perk Five	Charles McCay	3700 Emerson Ave	Parkersburg	WV	26104-0001	3048651420	7 Wood	93 Williams Hwy	Parkersburg	WV	26105-8052
LR 004741	ZT4 Inc.	WV's Original City Perk Four	Charles McCay	3700 Emerson Ave	Parkersburg	WV	26104-0001	3048651590	7 Wood	1447 7th St	Parkersburg	WV	26101-5060
LR 004742	ZT3 Inc.	WV's Original City Perk Three	Charles McCay	3700 Emerson Ave	Parkersburg	WV	26104-0001	3048652295	7 Wood	1217B Garfield Ave	Parkersburg	WV	26101-3206
LR 004743	ZT2 Inc.	WV's Original City Perk Two	Charles McCay	3700 Emerson Ave	Parkersburg	WV	26104-0001	3048652290	7 Wood	2520 Pike St	Parkersburg	WV	26101-7266
LR 004744	ZT1 Inc.	WV's Original City Perk One	Charles McCay	3700 Emerson Ave	Parkersburg	WV	26104-0001	3044850004	7 Wood	3700 Emerson Ave	Parkersburg	WV	26104-0001
LR 004749	Claytongage Inc.	Smoke Time Sam's #88	William H. Holbrook	PO Box 7083	Huntington	WV	25775-7083	3046748101	7 Mason	403 6th St	Pt Pleasant	WV	25550-1143
LR 002978	Sports Grill Lounge Hot Spot LLC	Sports Grill Lounge Hot Spot	Constance Deiriggi	44 Hidden Lane	Fairmont	WV	26554-3577	3043665058	7 Marion	1399 Fairmont Ave	Fairmont	WV	26554-3577
LR 004697	KLC Italian Restaurant LLC	Kristi's I	Kristi L Cline-White	PO Box 5449	Princeton	WV	24740-5449	3048982995	7 Mercer	6570 Kelleysville Rd	Princeton	WV	24739-4746
LR 004104	Hotspot Café, LLC	Hotspot Café	William Holbrook	PO Box 7083	Huntington	WV	25775-7083	3046751234	7 Mason	11793 Huntington Rd A	Gallipolis Ferry	WV	25515
LR 003621	Kelly's World LLC	Mimi's Local Café - Bradley	George Chaouki	734 Mayflower Dr	Charleston	WV	25311-1529	3048070200	7 Raleigh	5775 Robert C Byrd Dr	Bradley	WV	25818
LR 003638	Woldap, LLC	Sub Stop	Judi Padlow	225 Marshall St	McMechen	WV	26040-1034	3042332444	6 Marshall	225 Marshall St	McMechen	WV	26040-1034
LR 003672	Tiffany's, LLC	Lily's Hot Spot #3	Joseph Tellitocci Jr.	2084 National Rd	Wheeling	WV	26003-5229	3042939071	7 Ohio	103 S York St	Wheeling	WV	26003-2110
LR 003693	Gumby's, LLC	Geno's -Benwood	John R Prather	98 E Cove Ave	Wheeling	WV	26003-5080	3042322036	5 Marshall	43 Marshall St	Benwood	WV	26031-1010
LR 003708	Playmax, LLC	Cruiser's Café	John Dalesio	69 Marshalling Yard Dr	Weirton	WV	26062-5396	3047481045	7 Brooke	69 Marshalling Yard Dr	Weirton	WV	26062-5396
LR 003712	The Homeplate Club, LLC	The Homeplate Club	Douglas Boniti	1300 Potomac Ave	Weirton	WV	26062-4223	3047235438	5 Hancock	1300 Potomac Ave	Weirton	WV	26062-4219
LR 003803	Tobacco Barn Inc	Tobacco Barn	John Hall	PO Box 5	Milton	WV	25541-0005	3047437107	5 Cabell	20 Perry Morris Square	Milton	WV	25541-1397
LR 003860	Tiffany's, LLC	Lily's Hot Spot #4	Joseph Tellitocci Jr.	2084 National Rd	Wheeling	WV	26003-5229	3042302408	7 Ohio	97 N River Rd	Wheeling	WV	26003-6801
LR 003883	Weirton Investments, LLC	Red Dog Café	Eric Frankovitch	337 Penco Rd	Weirton	WV	26062-3828	3043873363	7 Hancock	12532 Ohio River Blvd	Chester	WV	26034-1088
LR 003901	Gumby's, LLC	Gumby's - Geno's Island	John R Prather	98 E Cove Ave	Wheeling	WV	26003-5080	3042303406	5 Ohio	19 S Wabash St	Wheeling	WV	26003-2144
LR 004405	Nicole's LLC	Nicole's	Debbie Day	8 Country Club Dr	Hurricane	WV	25526-9282	3044156096	6 Putnam	103-A Roosevelt Blvd	Eleanor	WV	25070
LR 004024	Make Your Day Café, Inc.	Make Your Day Café	A. Craig Sperlazza	151 Archer Rd Ste 1	Follansbee	WV	26037	3045270045	7 Brooke				

WEST VIRGINIA LOTTERY
 Limited Video Lottery
 Permit Holders as of September 3, 2014

LR 003388	Gumby's, LLC	Geno's #4- Wheeling	John R Prather	98 E Cove Ave	Wheeling	WV	26003-5080	3042427793	5 Ohio	1070 E Bethlehem Blvd	Wheeling	WV	26003-4961
LR 003389	Gumby's, LLC	Geno's #3 -Glendale	John R Prather	98 E Cove Ave	Wheeling	WV	26003-5080	3048430130	5 Marshall	13 Wheeling Ave	Glen Dale	WV	26038-1528
LR 003250	Silver Creek Enterprises, LLC	Misty's Sports Bar @ SC	Duval Fuqua	PO Box 66	Snowshoe	WV	26209-0066	3045726720	5 Pocahontas	1 Silver Creek Parkway	Snowshoe	WV	26209-0066
LR 003337	Philamy Inc	Sassy's-SC #1	Lilly M Lewis	PO Box 8767	South Charleston	WV	25303-0767	3047204414	6 Kanawha	4414 MacCorkle Ave	S Charleston	WV	25309-1407

8205

TOTAL PERMITS	8205
TOTAL PERMITS	795

LicenseNumber	DBAName	Machines	CountyName	Operator	Region	LocationAddress	LocationCity	MailingAddress	MailingCity	MailingState	MailingZip	Contact Name	PhoneNumber	email
LR 005568	Gia's	7	Hancock	Shaffer Amusement Co. LLC	4	8110 Veterans Blvd	Chester	PO Box 62	Chester	WV	26034-0062	Eli Elkobi	3044593343	eli1018@icloud.com
LR 005625	Max's Place Hot Spot	7	Kanawha		1	10505 MacCorkle Ave	Marmet	3112 Chesterfield Ave	Charleston	WV	25304-1214	Sumeat Namsupak	3042202550	maxnamsupak@yahoo.com
LR 003188	Kelly's Hot Spot IV	6	Putnam		2	4161 State Rt 34	Hurricane	4013 B Washington St W	Charleston	WV	25313	Kelly B McGilton	6812357154	kmcgilton@msn.com
LR 005387	Heidi's Café	7	Hancock	Shaffer Amusement Co. LLC	4	106 Fairview Rd	Chester	PO Box 62	Chester	WV	26034-0062	Eli Elkobi	3044593644	eli1018@icloud.com
LR 003230	The Point Café	6	Mason		1	201 Jones St	Pt Pleasant	175 Pettyville Rd	Mineral Wells	WV	26150-3045	Frank Athey	3046756666	FATHEY@SUDDENLINK.NET
LR 003225	Patty's-Beckley By-Pass	7	Raleigh		2	30 By-Pass Plaza #8	Beckley	3960 Teays Valley Rd	Hurricane	WV	25526-9796	Stephen Scott	3049292626	LYNNS@WVRM.NET
LR 004019	Mimi's - Elkview	7	Kanawha		1	307 Crossings Mall Rd	Elkview	3960 Teays Valley Rd	Hurricane	WV	25526-9796	Stephen Scott	3049651096	lynns@wvrm.net
LR 004059	The Dry Dock Pub	7	Berkeley	Ajax Amusement Machines	3	91 Meadow Lane	Martinsburg	829 Koontztown Rd	Hedgesville	WV	25427-5890	Todd Burger	3042835665	alysa.burger@comcast.net
LR 003207	River City Perk	7	Wood	A-1 Amusement	1	815 Grand Central Ave	Vienna	1705 Harris Hwy Ste 2	Washington	WV	26181-8715	Clayton Ullman	3042950995	
LR 003325	Front Street Lounge	7	Hancock	Coin Op Vending Corp.	4	214 Three Springs Dr	Weirton	98 E Cove Ave	Wheeling	WV	26003-5080	John R Prather	3047231225	svp@gumbysrocks.com
LR 005640	Pete's Bait Ranch	6	Braxton	Derrick Video, LLC	1	61 Airport Rd	Sutton	61 Airport Rd	Sutton	WV	26601-9558	Holly Jordan	3044022005	Hollysloungeinc@gmail.com
LR 005563	East River Soccer Association	7	Monroe	Random World, Ltd.	2	7 Market St	Peterstown	PO Box 961	Bluefield	WV	24701-0961	George Aiello Jr	3049528142	aielog@yahoo.com
LR 005585	Christine's Hot Spot Lounge 11	7	Harrison	Shaffer Amusement Co. LLC	3	516 E Main St	Bridgeport	1301 Corbin Branch Rd	Bridgeport	WV	26330-7563	Christine McDonald	3048421990	hmc1207@yahoo.com
LR 005520	Williamstown City Perk Hot Spot	7	Wood	Action Gaming, Inc.	1	412 Highland Ave	Williamstown	4544 1/2 Emerson Ave	Parkersburg	WV	26104-1214	Katelin Shriver	3043752426	metal_twt@yahoo.com
LR 003313	Wilson Lanes Hot Spot Lounge	7	Hampshire	Ajax Amusement Machines	3	Route 50 E	Romney	24385 Northwestern Pike	Romney	WV	26757-6238	Robert Greene	3048224100	GREENE@ATLANTICBB.NET
LR 003883	Red Dog Café	7	Hancock		4	12532 Ohio River Blvd	Chester	337 Penco Rd	Weirton	WV	26062-3828	Eric Frankovitch	3043873363	WeirtonInvestments@yahoo.com
LR 001070	Suncrest Cafe Hot Spot	6	Monongalia	Wheeling Coin, LLC	4	3192 Collins Ferry Rd	Morgantown	PO Box 4202	Morgantown	WV	26504-4202	Richard Reeder	3045997440	RICHREEDER_ADELPHIAL@COMCAST.NBT
LR 005378	Kris's Hot Spot	7	Monongalia	Shaffer Amusement Co. LLC	4	2003 Stewartstown Rd	Morgantown	163 Meadowcrest Ln	Bridgeport	WV	26330-7655	Kristen A Stumpf	3042250945	jkmstumpf@gmail.com
LR 005382	Pumphouse East	6	Berkeley	Blue Diamond LLC	3	4529 Shepherdstown Rd	Martinsburg	805 Morgana Dr	Shepherdstown	WV	25443-3713	Raymond M Stauds Jr	3042604002	
LR 005389	Kittie's Café	7	Mason		1	401 Viand St	Pt Pleasant	175 Pettyville Rd	Mineral Wells	WV	26150-3045	Cindy Woodward	3046754900	cmw022c@aol.com
LR 005395	Christine's Hot Spot Lounge 8	7	Harrison	Shaffer Amusement Co. LLC	3	1635 Buckhannon Pike	Nutter Fort	1301 Corbin Branch Rd	Bridgeport	WV	26330-7563	Christine M McDonald	3046778032	hmc1207@me.com
LR 005396	Christine's Hot Spot Lounge 9	7	Upshur	Shaffer Amusement Co. LLC	3	826 Clarksburg Rd	Buckhannon	1301 Corbin Branch Rd	Bridgeport	WV	26330-7563	Christine M McDonald	3044737671	hmc1207@yahoo.com
LR 005656	First and Last Shot Border	7	Ohio	Action Gaming, Inc.	4	11615 National Rd	Valley Grove	100 Lafayette Ave	Moundsville	WV	26041	Kevin Denholm	3045471220	owls4500@yahoo.com
LR 005425	Rachael's Café & Hot Spot	7	Monongalia	Progressive Video Lottery	4	100 Hartman Run Rd	Morgantown	1309 Lazzelle Union Rd	Maidsville	WV	26541-8005	Mark N Johnson	3043285822	mjohnson5822@gmail.com
LR 005441	KC's Executive Lounge	7	McDowell	Random World, Ltd.	2	774 Virginia Ave	Welch	1149 Stewart St	Welch	WV	24801-2133	Karen L Clark	3044366411	
LR 005437	Susie's Room I	7	Cabell	Southern Amusement Co.	2	3041 3rd Ave	Huntington	3041 3rd Ave	Huntington	WV	25702-1431	Christopher Johnson	3046174951	cj73wv@yahoo.com
LR 005442	Sarah J's Princeton	6	Mercer	Vast Vending, Inc.	2	207 Glenwood Park Rd	Princeton	PO Box 5449	Princeton	WV	24740-5449	Sarah J Castle	3044252900	dawnenterprises1@yahoo.com
LR 005444	Christine's Hot Spot Lounge #10	7	Marion	Shaffer Amusement Co. LLC	4	18 Meadowdale Rd	Fairmont	1301 Corbin Branch Rd	Bridgeport	WV	26330-7563	Christine M McDonald	3043680140	hmc1207@yahoo.com
LR 005452	King Pin Lounge	7	Hampshire	Ajax Amusement Machines	3	70 S Bolton St	Romney	70 S Bolton St	Romney	WV	26757-1702	Bob W Greene	3048224100	greene@atlanticbb.net
LR 005538	Stacey's Hot Spot	7	Preston	Shaffer Amusement Co. LLC	3	15216 S Preston Hwy	Kingwood	28 Chatham Way	Bridgeport	WV	26330-2805	Stacey Mangum	3043296995	stacey.ryan70@gmail.com
LR 005493	Better Times	7	Hardy	Advanced Lottery Tech.	3	716 N Main St	Moorefield	716 N Main St	Moorefield	WV	268361021	Joseph C Zirk	3045304070	Gdormas@gmail.com
LR 005487	Lulu's Café	7	Mercer	Random World, Ltd.	2	4202 Big Laurel Hwy	Bluefield	PO Box 721	Bluefield	WV	24701-2814	Teresa L Huffman	3043276407	ueland@comcast.com
LR 005362	Jeanie's Hot Spot	6	Randolph	Worldwide Gaming LLC	3	30 Stone Mountain Ln	Elkins	23 Greenview Dr	Fairmont	WV	26554-1275	Cheri Satterfield	3042882018	steve@holbertcpa.com
LR 005369	Geno's Route 30 Café & Drive Thru	7	Hancock	Coin Op Vending Corp.	4	2363 Lincoln Hwy	Chester	98 E Cove Ave	Wheeling	WV	26003-5080	John R Prather	3044593253	brent@gumbysrocks.com
LR 004679	DJ's Hot Spot	7	Monongalia	Wheeling Coin, LLC	4	1016 Maple Dr. Suite 101	Morgantown	1401 Bradford Lane	Morgantown	WV	26508-4855	Douglas J. Weis	3046771354	mfoster@glessnercpa.com
LR 004859	K's River City Perk	6	Ritchie	Trans Allegheny Ent.	1	757 E Washington Ave	Ellenboro	3700 Emerson Ave	Parkersburg	WV	26104-0001	Charles Mccay	3048693123	bkknight@johnpkiger.com
LR 004861	Packy's Place	7	Wetzel	Action Gaming, Inc.	4	122 N 4th Ave	Paden City	122 N 4th Ave	Paden City	WV	26159-1414	Patrick L. Morris	3043374200	sistersvilleiga@yahoo.com
LR 004863	Double Digits Hot Spot	7	Taylor	Jack's Amusement	4	701 Thornton Pike	Grafton	PO Box 16	Kingmont	WV	26578-0016	Debra K Matusky	3042652987	msdk347673@aol.com
LR 004867	Out Wayne Lounge	7	Wayne	Dustyn Enterprises, Inc.	2	214 Keyser St	Wayne	930 9th Ave	Huntington	WV	25701-2814	Diana Sturm	3042726675	ginos@comcast.net
LR 004873	Katy's Blue Crystal Café	7	Brooke	Action Gaming, Inc.	4	136 Marshalling Yard Dr	Weirton	125 Rural St	Paden City	WV	26159-1329	Katelin Shriver	3047970350	metal_twt@yahoo.com
LR 004874	Katy's Victoria Café	7	Brooke	Action Gaming, Inc.	4	105 Marshalling Yard Dr	Weirton	125 Rural St	Paden City	WV	26159-1329	Katelin Shriver	3047970364	metal_twt@yahoo.com
LR 004882	Christine's Hot Spot Lounge 5	7	Lewis	Shaffer Amusement Co. LLC	3	678 Hwy 33 E	Weston	1301 Corbin Branch Rd	Bridgeport	WV	26330-7563	Christine M McDonald	3042691800	hmc1207@yahoo.com
LR 004884	Christine's Hot Spot Lounge 4	7	Lewis	Shaffer Amusement Co. LLC	3	1300 N River Ave	Weston	1301 Corbin Branch Rd	Bridgeport	WV	26330-7563	Christine M McDonald	3042695050	hmc1207@yahoo.com
LR 005482	Broad Lane Station	7	Berkeley	J & J Amusement, LLC	3	9741 Williamsport Pike	Falling Waters	9741 Williamsport Pike	Falling Waters	WV	25419-3534	Joseph R Hemler Sr	3042718700	josephhemler@hotmail.com
LR 004822	Max's Place Hot Spot	7	Kanawha		1	6802 MacCorkle Ave, SE	Charleston	3112 Chesterfield Ave	Charleston	WV	25304-1214	Sumeat, Max Namsupak	3049253939	maxnamsupak@yahoo.com
LR 004827	Sarah J's	6	Mercer	Vast Vending, Inc.	2	3206 Cumberland Rd	Bluefield	PO Box 5449	Princeton	WV	24740-5449	Sarah J. Castle	3043231600	dawnenterprises1@yahoo.com
LR 004830	Sarah's III	7	McDowell		2	2060 Virginia Ave	Welch	PO Box 5449	Princeton	WV	24740-5449	Sarah J. Castle	3044364114	dawnenterprises1@yahoo.com
LR 004840	Northend Café	7	Brooke		4	1990 Main St	Follansbee	4125 Freedom Way	Weirton	WV	26062-5209	Geraldine S Banketas	3045277411	gerrybank@comcast.net
LR 004843	Brylee's Café	7	Putnam		2	743 Winfield Rd	Saint Albans	PO Box 542	Teays Valley	WV	25569-0542	Billy S. Browning Jr.	3047550023	BILLYSUNDAYIII@COMCAST.NET
LR 004844	Geno's-River Road	7	Ohio	Coin Op Vending Corp.	4	265 River Rd	Wheeling	98 East Cove Ave	Wheeling	WV	26003-5080	John R Prather	3049059054	brent@humbysrocks.com
LR 005544	Red Roof City Perk Hot Spot	7	Wood	Action Gaming, Inc.	1	1141 Staunton Tpk	Parkersburg	4544 1/2 Emerson Ave	Parkersburg	WV	26104-1214	Katelin Shriver	3048650550	
LR 004697	Kristi's I	6	Mercer	Vast Vending, Inc.	2	6570 Kelleysville Rd	Princeton	PO Box 5449	Princeton	WV	24740-5449	Kristi L Cline-White	3048982995	kristienterpriseLLC@yahoo.com
LR 005497	Stogie's	6	Cabell	Dustyn Enterprises, Inc.	2	3663 US Route 60 E #2	Barboursville	17 Washington Ave	Huntington	WV	25701-1124	Shawn E Stewart	3047368858	shawn@smokestogies.com
LR 004893	Southside Café	7	Wood	Action Gaming, Inc.	1	2000 Blizzard Dr	Parkersburg	4544 Emerson Ave	Parkersburg	WV	26104-1214	Katelin Shriver	3044246524	metal_twt@yahoo.com
LR 004910	Opportunity Knocks	7	Mercer	Vast Vending, Inc.	2	151 Frontage Rd	Princeton	PO Box 306	Mullens	WV	25882-0306	Robert J. Toler	3044873271	spresley@rish.com
LR 004901	Perkins Restaurant & Bakery	7	Ohio	Wheeling Coin, LLC	4	680 National Rd	Wheeling	PO Box 2126	Wheeling	WV	26003-0213	Frank A. Carolla	3042818968	carollaf1@comcast.net
LR 004911	Perkins Restaurant & Bakery	7	Marshall	Wheeling Coin, LLC	4	105 N Lafayette Ave	Moundsville	PO Box 2126	Wheeling	WV	26003-0213	Frank A. Carolla	3048452290	carollaf1@comcast.net
LR 004711	Venus Lounge #27	7	Raleigh		2	3166 Robert C Byrd Drive	Beckley	PO Box 579	Bradley	WV	25818-0579	Mahesh Patel	6812385823	fastpoint@aol.com
LR 004712	Venus Lounge #21	7	Raleigh		2	1652 Robert C Byrd Dr	Crab Orchard	PO Box 579	Bradley	WV	25818-0579	Mahesh Patel	3047315859	fastpoint@aol.com
LR 004713	Christine's Hot Spot Lounge	7	Harrison	Shaffer Amusement Co. LLC	3	10248 Cost Ave	Stonewood	1301 Corbin Branch Rd	Bridgeport	WV	26330-7563	Christine M McDonald	3046225879	HMC1207@ME.COM
LR 005571	Three Wagging Tails Café	7	Wetzel	Action Gaming, Inc.	4	605 1/2 3rd St	New Martinsville	100 Lafayette Ave	Moundsville	WV	26041-1029	Katelin Shriver	3044556363	metal_twt@yahoo.com
LR 004723	Venus Lounge #22	7	Mercer		2	4501 E Cumberland Rd	Bluefield	PO Box 579	Bradley	WV	25818-0579	Mahesh V. Patel	3043248181	fastpoint@aol.com
LR 002730	Dan O's	6	Brooke		4	300 St Thomas Dr	Weirton	2084 National Rd	Wheeling	WV	26003-5229	Joseph Tellitocci	3047237310	GARY@GLESSNERCPA.COM
LR 003052	Fat Tuesday's	7	Brooke		4	4037 Main St	Weirton	2084 National Rd	Wheeling	WV	26003-5229	Joseph Tellitocci	3047488030	GARY@GLESSNERCPA.COM

LR 004740	WV's Original City Perk Five	7 Wood		1 93 Williams Hwy	Parkersburg	3700 Emerson Ave	Parkersburg	WV	26104-0001	Charles McCay	3048651420	bkknight@astorgjones.com
LR 002712	Wise Guys	6 Ohio		4 1221 Warwood Ave	Wheeling	2084 National Rd	Wheeling	WV	26003-5229	Joseph Tellitocci	3042439071	GARY@GLESSNERCPA.COM
LR 004717	High Life Lounge	7 Harrison	Woodward Video LLC	3 19 Casino Dr	Anmoore	PO Box 667	Bridgeport	WV	26330-0667	Cindy Woodward	3046223811	cmw022c@aol.com
LR 004727	Christine's Hot Spot Lounge 2	7 Harrison	Shaffer Amusement Co. LLC	3 275 Emily Dr	Clarksburg	1301 Corbin Branch Rd	Bridgeport	WV	26330-7563	Christine M McDonald	3046225921	hmc1207@me.com
LR 003215	Hollywood Hollywood	6 Hancock		4 208 Ivy St	Weirton	2084 National Rd	Wheeling	WV	26003-5229	Joseph Tellitocci	3047230234	GARY@GLESSNERCPA.COM
LR 004736	Venus Lounge #26	7 Mercer		2 2409 Washington St	Bluefield	PO Box 579	Bradley	WV	25818-0579	Mahesh Patel	3043258600	fastpoint@aol.com
LR 004739	WV's Original City Perk Six	7 Wood		1 12453 Emerson Ave	Parkersburg	3700 Emerson Ave	Parkersburg	WV	26104-0001	Charles McCay	3044644649	bkknight@astorgjones.com
LR 004741	WV's Original City Perk Four	7 Wood		1 1447 7th St	Parkersburg	3700 Emerson Ave	Parkersburg	WV	26104-0001	Charles McCay	3048651590	bkknight@astorgjones.com
LR 004742	WV's Original City Perk Three	7 Wood		1 1217B Garfield Ave	Parkersburg	3700 Emerson Ave	Parkersburg	WV	26104-0001	Charles McCay	3048652295	bkknight@astorgjones.com
LR 004738	LG Tavern #2	7 Logan	Southern Amusement Co.	2 319 George Kostas Dr	Logan	PO Box 968	Beckley	WV	25802-0968	Greg R. Darby	3047528883	gdarby@lgstores.com
LR 004746	Jakki's	7 Berkeley	J & J Amusement, LLC	3 4992 Gerrardstown Rd	Inwood	1009 West Virginia Ave	Martinsburg	WV	25401-1745	Jakki L. Van Metre	3048211161	jakkilmv@hotmail.com
LR 004643	Sarahs	7 Mercer		2 1295 Stafford Dr Ste #3	Princeton	PO Box 5449	Princeton	WV	24704-5449	Sarah Castle	3044255050	dawnenterprises1@yahoo.com
LR 004647	Letha's No 2-Sam's Hot Dog Stand	7 Kanawha	Clay Music Company	1 1270 Greenbrier St	Charleston	1270 Greenbrier St	Charleston	WV	25311-1002	Kenneth Armstead Jr.	3045499377	KENNYARMSTEAD@GMAIL.COM
LR 004559	Valley Choice	7 Cabell	Southern Amusement Co.	2 4642 US Route 60	Huntington	4642 Route 60 E	Huntington	WV	25705	George McCollins	3047361117	mike_mccollins@yahoo.com
LR 004147	Java Joe's Café	7 Cabell	Dustyn Enterprises, Inc.	2 3914 3rd Ave	Huntington	PO Box 861	Barboursville	WV	25504-0861	Robert Booten	3046340338	mbooten@gmail.com
LR 004929	Java Joe's Café	7 Putnam	Dustyn Enterprises, Inc.	2 2949 Putnam Ave	Hurricane	PO Box 861	Barboursville	WV	25504-0861	Robert H. Booten	3043974011	MBooten@gmail.com
LR 004947	Jakki's Too	7 Berkeley	J & J Amusement, LLC	3 12761 Winchester Ave	Bunker Hill	1009 West Virginia Ave	Martinsburg	WV	25401-1745	Harry C. Van Metre Jr.	3042290131	jakkilmv@hotmail.com
LR 004924	High Life Lounge	6 Harrison	Woodward Video LLC	3 762 W Pike St	Clarksburg	PO Box 1350	Bridgeport	WV	26330-6350	Cindy M. Woodward	3046223256	cmw022c@aol.com
LR 005646	I-77 City Perk	6 Wood		1 6603 Emerson Ave	Parkersburg	3700 Emerson Ave	Parkersburg	WV	26104-0001	Charles R McCay	3048652580	cartod1@ME.com
LR 004958	Sandy's Hot Spot Café	7 Greenbrier	Shaffer Amusement Co. LLC	2 850 Main St	Rainelle	850 Main St	Rainelle	WV	259621247	Robert J. Ellison	3044381222	
LR 004172	Crown Café	7 Hancock	Action Gaming, Inc.	4 156-A Carolina Ave	Chester	100 Lafayette Ave	Moundsville	WV	26041-1029	Katelin Shriver	3042500022	metal_twt@yahoo.com
LR 004179	Miss Alice's	7 Raleigh	Vast Vending, Inc.	2 675 Ritter Dr	Beaver	PO Box 521	Crab Orchard	WV	25827-0521	Connie D Spencer	3042522174	
LR 004198	Rhino's Lounge	6 Randolph	Worldwide Gaming LLC	3 975 Beverly Pike	Elkins	530 Fairmont Ave	Fairmont	WV	26554-5102	Michael Phillips	3046128993	
LR 004239	Friendly's	7 Wayne	Southern Amusement Co.	2 4544 US 152	Lavalette	100 Palo Alto St	Wayne	WV	25570-0017	Lisa Ramey	3045224999	LISA2269@HOTMAIL.COM
LR 004246	Palm Café	6 Hancock		4 12183 Ohio River Blvd	Chester	337 Penco Rd	Weirton	WV	26062-3828	Marcus Frankovitch	3043872524	WeirtonInvestments@yahoo.com
LR 004284	River Side Café	7 Putnam	Southern Amusement Co.	2 13156 Winfield Rd	Winfield	13156 Winfield Rd	Winfield	WV	25213-7112	Alan DeWeese	3045862869	
LR 004309	Sara's Place	7 Berkeley	Progressive Video Lottery	3 3058-B Charles Town Rd	Kearneysville	168 Maddexfarm Dr	Shepherdstown	WV	25443-4335	Hossein Sadeghzadeh	3042674125	
LR 004857	Boomers Hot Spot	7 Jackson	Trans Allegheny Ent.	1 110 Shin Lane	Ripley	PO Box 3622	Parkersburg	WV	26103-3622	Barbara K. Fittro	3043727775	bfitfro@taewv.com
LR 004269	Konnie's Kastle	7 Marshall	Random World, Ltd.	4 20 Jefferson Ave, Ext	Moundsville	311 Ninth St	Glen Dale	WV	26038-1663	Gary Young	3048100690	
LR 004285	River City Perk	7 Wood	A-1 Amusement	1 1240 Highland Ave	Williamstown	1240 Highland Ave	Williamstown	WV	26187-1668	Jeffrey L Cowan	3043759187	jeffcowan17@yahoo.com
LR 004271	Texas Jim #5	6 Putnam		2 4017 State Route 34	Hurricane	2 Windsor Dr	Huntington	WV	25705-3856	James Duckworth	3049725154	HOGSETT@FRONTIER.COM
LR 004312	Longshots Billiards	7 Jefferson	Advanced Lottery Tech.	3 76 Wolfcraft Way	Charles Town	76 Wolfcraft Way	Charles Town	WV	25414-4901	Mattelynn Hancock	3047241975	MATTELYNN@FRONTIERNET.NET
LR 004264	Pop's of Shady	7 Raleigh	Random World, Ltd.	2 2825 Ritter Dr	Shady Spring	HC 76 Box 172	Nimitz	WV	25978-9726	Alex Tassos	3044662716	
LR 004265	Knobley Mountain Café	6 Mineral	Advanced Lottery Tech.	3 2793 Veterans	Ridgeley	PO Box 504	Ridgeley	WV	26753-0504	Jo Snyder	3047384034	
LR 004337	Becky's	7 Preston	Jack's Amusement	3 Route 7 Main St	Masontown	PO Box 14	Kingwood	WV	26537-0014	Rebecca Davis	3046989060	
LR 004349	High Life Lounge	6 Marion	Woodward Video LLC	4 2500 Fairmont Ave	White Hall	PO Box 1350	Bridgeport	WV	26330-6350	Cindy Woodward	3043333993	cmw022c@aol.com
LR 004386	Sophia's	7 Putnam		2 417 Hurricane Creek Rd	Hurricane	216 Brooks St Ste 200	Charleston	WV	25301-1800	Wendel B Turner	6812334030	wturner@turnerjohns.com
LR 004495	Jasper's Sports Bar	7 Berkeley	Blue Diamond LLC	3 970 Foxcroft Ave Ste 106	Martinsburg	970 Foxcroft Ave Ste 106	Martinsburg	WV	25401-1851	Ladd Jasper Jr	3042621470	LADDJASPER@AOL.COM
LR 004500	Necessity Development	7 Marion	Jack's Amusement	4 73 Meadowdale Rd	Fairmont	30 Courtland Ave	Wheeling	WV	26003-5015	Amanda Burke	3043637117	amanda73632@aol.com
LR 004501	Crown II	6 Hancock	Action Gaming, Inc.	4 501 Washington St	Newell	100 Lafayette Ave	Moundsville	WV	26041-1029	Katelin Shriver	3043873518	metal_twt@yahoo.com
LR 004508	Casey's Tavern Hot Spot	7 Marion	S & B Gaming LLC	4 Route 250 N	Farmington	PO Box 130	Enterprise	WV	26568-0130	Elizabeth Scudere	3048251325	elizabethscudere@yahoo.com
LR 003484	Mugsy's Café III	7 Hancock		4 12163 Ohio River Blvd	Chester	337 Penco Rd	Weirton	WV	26062-3828	Eric Frankovitch	3043871622	WeirtonInvestments@yahoo.com
LR 001195	Locker Room Sports Grill	7 Wood	Trans Allegheny Ent.	1 1714 16th St	Parkersburg	PO Box 1425	Parkersburg	WV	26102-1425	Marilyn Fittro	3042955050	marilyn@lrsqgwv.com
LR 005509	Marlinton Motor Inn	7 Pocahontas	Shaffer Amusement Co. LLC	3 21507 Seneca Trail	Edray	PO Box 34	Mt Lookout	WV	26678-0034	Charles Butcher	3047994711	butc2.rb@gmail.com
LR 001029	Harvest Moon Lounge	7 Marion	Progressive Video Lottery	4 3466 Fairmont Ave 2	Fairmont	1490 Barry St	Fairmont	WV	26554-2375	Joseph Trotta	3048163679	joemoon4171@gmail.com
LR 004392	Geno's Moundsville Plaza	7 Marshall	Coin Op Vending Corp.	4 317 Lafayette Ave, Ste 1	Moundsville	98 East Cove Ave	Wheeling	WV	26003-5080	John R Prather	3048100762	BRENT@GUMBYSROCKS.COM
LR 004405	Nicole's	6 Putnam		2 103-A Roosevelt Blvd	Eleanor	8 Country Club Dr	Hurricane	WV	25526-9282	Debbie Day	3044156096	debbieday1982@gmail.com
LR 004407	BT's	7 Wayne	Random World, Ltd.	2 4908 Waverly Rd	Huntington	4908 Waverly Rd	Huntington	WV	25704-1036	Teresa Boggs	3044293739	
LR 004472	The Starting Gate Pub	7 Jefferson	Blue Diamond LLC	3 292 Prospect Ave	Charles Town	55 Shenandoah St	Martinsburg	WV	25405-6288	Bonita M Hutzler	3047251205	epretailers@gmail.com
LR 004451	The Coffee Bar	7 Lewis	Derrick Video, LLC	3 530 Buckhannon Pike	Weston	96 US Hwy 33 East	Weston	WV	26452-7049	Roderick Wyman	3042692841	centralwv@yahoo.com
LR 001146	My Place	6 Mineral	Advanced Lottery Tech.	3 7 Potomac St	Ridgeley	PO Box 60	Ridgeley	WV	26753-0060	Gary Butts	3047388989	myplaceinc@rocketmail.com
LR 001041	Fairmont Bowling Center	7 Marion	Jack's Amusement	4 1 Kirkway Dr	Fairmont	1 Kirkway Dr	Fairmont	WV	26554-2858	Michael Cimaglia	3043660631	woz715@aol.com
LR 001007	Chesterfield House	7 Kanawha		1 3112 Chesterfield Ave SE	Charleston	3112 Chesterfield Ave SE	Charleston	WV	25304-1214	Sumeat	3043455071	MAXNAMSUPAK@YAHOO.COM
LR 004955	Bourbon Brew House & Grill	7 Berkeley	Ajax Amusement Machines	3 55 Meridian Pkwy Ste 112	Martinsburg	829 Koontztown Rd	Hedgesville	WV	25427-5890	Todd K. Burger	3045962034	alysa.burger@comcast.net
LR 001047	Undo's Stag & Doe's	6 Marshall	Wheeling Coin, LLC	4 753 Main St	Benwood	1165 Market St	Wheeling	WV	26003-2905	Nicholas Sparachane	3042330560	nick.sparachane@usi.com
LR 004537	Annie's Café	7 Ohio	Action Gaming, Inc.	4 56 Cruzar Rd	Triadelphia	100 Lafayette Ave	Moundsville	WV	26041-1029	Katelin Shriver	3045471450	metal_twt@yahoo.com
LR 004564	River City Perk	7 Jackson	A-1 Amusement	1 103 Wilding Rd	Ravenswood	1705 Harris Hwy Ste 2	Washington	WV	26181-8715	Clayton Ullman	3042735009	rivercityperk@yahoo.com
LR 004558	Haddy's	7 Mineral		3 123 Stoney Run Rd	Keyser	2933 Laurel Dale Rd	New Creek	WV	26743-9608	Michael Courtney	3047881422	mikeandpaulacourtney@comcast.net
LR 005358	The Coffee Cup	7 Wetzel	Action Gaming, Inc.	4 520 Third St	New Martinsville	520 Third St	New Martinsville	WV	26155-1969	Katelin Shriver	3047711167	metal_twt@yahoo.com
LR 004520	Java Joe's Café	7 Cabell	Dustyn Enterprises, Inc.	2 1760 Adams Ave	Huntington	PO Box 861	Barboursville	WV	25504-0861	Robert Booten	3047810638	mbooten@gmail.com
LR 004519	Gina's Lounge II	7 Cabell	Dustyn Enterprises, Inc.	2 5984 US Route 60 E	Barboursville	930 9th Ave	Huntington	WV	25701-2814	Diana Sturm	3044161746	ginos@comcast.net
LR 004538	Murdochs River City Perk	7 Wood		1 3420 Murdoch Ave	Parkersburg	432 60th St	Vienna	WV	26105-8091	Kami Astorg	3048939969	bkknight@astorgjones.com
LR 004528	Digits Hot Spot	7 Marion	Jack's Amusement	4 1320 Pleasant Valley Rd	Pleasant Valley	1066 Rivershore Dr	Fairmont	WV	26554-8353	Debra Matusky	3043661366	msdk347673@aol.com
LR 004547	The Station Bar & Grill	7 Mineral	Ajax Amusement Machines	3 Route 1 Box 49	Ridgeley	829 Koontztown Rd	Hedgesville	WV	25427-5890	Todd Burger	3042835665	alysa.burger@comcast.net
LR 001109	Frank's Hot Spot	7 Monongalia		4 403 Holland Ave	Westover	22 Lane St	Westover	WV	26501-4392	Joseph Scotchel	3042841100	CSCOTCHEL@YAHOO.COM

LR 003216	Emma's at the Airport	7 Mineral	Advanced Lottery Tech.	3 Route 1 Box 98A	Wiley Ford	1300 Beacon St	Keyser	WV	26726-2105	Emma Courtney	3047388700	dougandemma@comcast.net
LR 001084	The Java Shoppe	7 Brooke		4 1015 Main St	Follansbee	1015 Main St	Follansbee	WV	26037-1344	Vito Cutrone	3045273910	TITANWV514@YAHOO.COM
LR 001062	Casey's Family Restaurant Hot Spot	6 Harrison		3 Route 19	Enterprise	Route 19	Enterprise	WV	26568	Elizabeth Scudere	3045925672	elizabethscudere@yahoo.com
LR 005398	The Ladderhouse	7 Berkeley	J & J Amusement, LLC	3 2209 Charles Town Rd	Kearneysville	2209 Charles Town Rd	Kearneysville	WV	25430-2612	Jakki L Van Metre	3042672441	jakkivan@gmail.com
LR 005532	One-A-Way	7 Preston	Progressive Video Lottery	3 16628 Veterans Memorial Hwy	Kingwood	16628 Veterans Memorial Hwy	Kingwood	WV	26537-8036	Tina Thomas	3043290411	tmthomas@yahoo.com
LR 001569	Denver's Depot	7 Kanawha	Derrick Video, LLC	1 430 W Washington St	Charleston	430 W Washington St	Charleston	WV	25302-2131	Denver Whittaker	3043443388	DRAYWHITTAKER@YAHOO.COM
LR 001327	Butch & Mary's	7 Logan	Southern Amusement Co.	2 601 Buffalo Creek Rd	Kistler	PO Box 268	Kistler	WV	25628-0268	Sherman Gamble	3045832495	
LR 004922	State Line Grocery & Hot Spot	7 Ohio	Wheeling Coin, LLC	4 11762 National Rd	Valley Grove	2084 National Rd	Wheeling	WV	26003-5229	Lawrence R. Lewis	3045471001	gary@glessnercpa.com
LR 001441	Strikers Sports Lounge	6 Mercer		2 3224 Cumberland Rd	Bluefield	3224 Cumberland Rd	Bluefield	WV	24701-5039	Carl Mariotti	3043257037	MOUNTAINEER3@FRONTIERNET.NET
LR 001458	Cave Club	7 Ohio	Wheeling Coin, LLC	4 2340 Market St	Wheeling	2340 Market St	Wheeling	WV	26003-3954	Thomas Fadul	3042328368	HUGHES47013@HOTMAIL.COM
LR 001390	Ernie's City Perk	7 Wood		1 3509 Emerson Ave	Parkersburg	3700 Emerson Ave	Parkersburg	WV	26104-0001	Charles McCay	3048650225	bkknight@Astorgjones.com
LR 001434	Parlor Café	7 Ohio		4 5 Delaware St	Wheeling	5 Delaware St	Wheeling	WV	26003-2116	Thomas Salem	3042330785	
LR 001484	Generations Pub	7 Ohio	Action Gaming, Inc.	4 338 National Rd	Wheeling	338 National Rd	Wheeling	WV	26003	Michael Duplaga	3042327917	
LR 003376	STARZ Hot Spot @ Osage	6 Monongalia		4 8 Ervin Lane	Osage	2084 National Rd	Wheeling	WV	26003-5229	Larry Lewis	3042439071	larry@thelewisfg.com
LR 003000	Washington Square	6 Harrison	Shaffer Amusement Co. LLC	3 216 Washington Ave	Clarksburg	547 W Pike St.	Clarksburg	WV	26301-2603	Timothy Gentilozzi	3046227100	tg@iolinc.net
LR 005661	Stacey's Hot Spot 4	7 Monongalia	Shaffer Amusement Co. LLC	4 990 Fairmont Rd Ste A	Westover	28 Chatham Way	Bridgeport	WV	26330-2805	Stacey Mangum	3047090990	stacey.ryan70@gmail.com
LR 001783	Paul's Po-Boy Family Restaurant	7 Wetzel	Action Gaming, Inc.	4 198 N State Route 2	New Martinsville	198 N State Route 2	New Martinsville	WV	26155-1604	Sharon Sloan	3044472050	choochoos@suddenlinkmail.com
LR 001579	River City Perk Big Time Café	7 Wood	A-1 Amusement	1 3303 Dudley Ave	Parkersburg	3303 Dudley Ave	Parkersburg	WV	26104-1811	Jeffrey Cowan	3044209030	jeffcowan17@yahoo.com
LR 001355	Hill House Pizza Pub	7 Wood	A-1 Amusement	1 4622 Emerson Ave	Parkersburg	4622 Emerson Ave	Parkersburg	WV	26104-1212	Robert Meadows	3044859901	SYLVBOB@YAHOO.COM
LR 001545	Dixie Bar & Grill	6 Wood	LeeJay Amusements	1 3300 Camden Ave	Parkersburg	204 Highland Ave	Williamstown	WV	26187-1256	William L Sutherlin	3044226060	wlsutlin@yahoo.com
LR 001589	21 Pool Room	7 Kanawha	Mountaineer Music,LLC	1 3742 Sissonville Dr	Charleston	3742 Sissonville Dr	Charleston	WV	25312-9530	James Henry Dingee	3043469880	dd243742@aol.com
LR 001775	K & J's Skip n Go	7 Brooke		4 565 Main St	Follansbee	565 Main St	Follansbee	WV	26037-1523	Fonda G. Cutrone	3045271808	TITANWV514@YAHOO.COM
LR 001625	Davis' Place	7 Cabell	Southern Amusement Co.	2 803 8th St	Huntington	803 8th St	Huntington	WV	25701-2801	Gifford D Perdue	3045229770	
LR 001807	Dave's Tavern & Grill	7 Kanawha	Southern Amusement Co.	1 1630 Oakhurst Dr	Charleston	1630 Oakhurst Dr	Charleston	WV	25314-2444	Sherri Lawrence	3047444215	
LR 001537	L.A. Pub	7 Logan	Southern Amusement Co.	2 98 Riverview Ave Bldg C	Logan	Box 1088	Logan	WV	25601-1088	Victoria Johnson	3046871202	BILLANDERSON49@HOTMAIL.COM
LR 001746	TJ's Sports Garden Rest	7 Ohio	Action Gaming, Inc.	4 808 National Rd	Wheeling	808 National Rd	Wheeling	WV	26003-6439	Tasha Jovanni Radevski	3042329555	TJSPORTSGARDEN@YAHOO.COM
LR 005577	Stacey's Hot Spot 3	7 Preston	Shaffer Amusement Co. LLC	3 107 1/2 Pleasant Ave	Kingwood	28 Chatham Way	Bridgeport	WV	26330-2805	Stacey Mangum	3043296986	stacey.ryan70@gmail.com
LR 003211	State Line Café & Hot Spot North	6 Brooke		4 1681 Washington Pike	Wellsburg	2084 National Rd	Wheeling	WV	26003-5229	Lawrence Lewis	3049071464	larry@thelewisfgcom
LR 003622	High Life Lounge	7 Marion	Woodward Video LLC	4 517 E Park Ave	Fairmont	PO Box 1350	Bridgeport	WV	26330-6350	Cindy Woodward	3043671277	cmw022c@aol.com
LR 001838	Karen's Cookie Carnival	7 Cabell		2 553 Washington Ave	Huntington	553 Washington Ave	Huntington	WV	25701-1039	Phillip M. Mann	3045237688	TREY@LEWISANDASSOCIATESCPAS.COM
LR 001784	The Smokehouse	7 Kanawha	Clay Music Company	1 1549 W Washington St	Charleston	1549 W Washington St	Charleston	WV	25387-2315	Charles Smithers	3043452966	mikiebob14@yahoo.com
LR 005509	Village Lou Spot	7 Harrison	Buck's Inc.	3 1489 Milford St	Clarksburg	1489 Milford St	Clarksburg	WV	26301-5857	Scott Fontaine	3046241034	woods racer2003@yahoo.com
LR 001834	Buddy B's	7 Kanawha	Clay Music Company	1 6083 Sissonville Dr	Charleston	6083 Sissonville Dr	Charleston	WV	25312-9595	William Burford	3049849410	
LR 001912	Same Old Place 1	7 Cabell	Bat's, Inc.	2 1443 A Adams Ave	Huntington	PO Box 7786	Huntington	WV	25778-7786	Phyllis Hitchcock	3047812300	cnnull1492@yahoo.com
LR 005388	Geno's Old Elm Grove Café	7 Ohio	Coin Op Vending Corp.	4 56 E Cove Ave - Extension	Wheeling	98 E Cove Ave	Wheeling	WV	26003-5080	John R Prather	3049050868	brent@gumbysrocks.com
LR 001897	Coffee & Tanning Hot Spot	6 Ohio		4 20 Elm Ter (Shopping Ctr)	Wheeling	2084 National Rd	Wheeling	WV	26003-5229	Joseph Tellitocci	3045270944	GARY@GLESSNERCPA.COM
LR 001829	River City Perk	7 Wood	A-1 Amusement	1 1705 Harris Hwy	Washington	1705 Harris Hwy Ste 2	Washington	WV	26181-8715	Clayton Ullman	3048633271	RIVERCITYPERK@YAHOO.COM
LR 005641	Blue's	6 Lewis	Derrick Video, LLC	3 113 Circle Dr	Weston	113 Circle Dr	Weston	WV	26452-6937	Matthew Gissy	3049978890	mgissy10@gmail.com
LR 001876	Abbey's	7 Ohio	Wheeling Coin, LLC	4 145 Zane St	Wheeling	145 Zane St	Wheeling	WV	26003-2293	Hannah Boord	3042330729	hboord@gmail.com
LR 001925	Rosie's IV	7 Mercer	Random World, Ltd.	2 US Route 52	Bluewell	PO Box 721	Bluefield	WV	24701-0721	Teresa Huffman	3045897158	starcatcher24740@yahoo.com
LR 005329	Uncle Charlie's	7 Harrison	Buck's Inc.	3 1489 Milford St	Clarksburg	1489 Milford St	Clarksburg	WV	26301-5857	Scott R Fontaine	3046226452	woods racer2003@yahoo.com
LR 002064	Airport Pub	7 Mineral	Advanced Lottery Tech.	3 1575 Cornell St	Keyser	1575 Cornell St	Keyser	WV	26726-2004	Georganna Mansfield	3047882700	kevin@rainbowlanesbowl.com
LR 001969	C J's Pub	7 Boone		2 210 Tricorn Rd	Danville	PO Box 164	Madison	WV	25130-0164	Curtis R Asbury II	3045213977	CarJack@suddenlink.net
LR 001989	High Life Lounge I	7 Marion	Woodward Video LLC	4 Route 250 S Middletown Mal	Fairmont	PO Box 1350	Bridgeport	WV	26330-6350	Cindy Woodward	3043681750	cmw022c@aol.com
LR 002048	Stateline Big Time Coffee Shop III	7 Wood	LeeJay Amusements	1 1 Martin Square	Williamstown	204 Highland Ave	Williamstown	WV	26187-1256	William L. Sutherlin	3043752500	wlsutlin@yahoo.com
LR 002190	Press Snack Bar	6 Mineral	Advanced Lottery Tech.	3 996 Frankfort Hwy	Ridgeley	996 Frankfort Hwy	Ridgeley	WV	26753-7006	Judith Wolfe	3047389616	SAIMJAFRI@HOTMAIL.COM
LR 002207	Daddy Lou's Pub & Pantry	6 Mineral	Advanced Lottery Tech.	3 104 Knobley Rd	Keyser	104 Knobley Rd	Keyser	WV	26726-6707	Louis Schultz	3047908027	DADDYLOU@ATLANTICBB.NET
LR 002168	High Life Lounge	7 Lewis	Woodward Video LLC	3 532 US Hwy 33 E	Weston	PO Box 1350	Bridgeport	WV	26330-6350	Cindy Woodward	3042697730	cmw022c@aol.com
LR 002167	Brianna's Café	7 Putnam		2 745 Winfield Rd	Saint Albans	PO Box 542	Teays Valley	WV	25569-0542	Bill Browning	3047551406	BILLYSUNDAYIII@COMCAST.NET
LR 002318	Henderson Café	7 Mason	Trans Allegheny Ent.	1 300 Chestnut St	Henderson	PO Box 3622	Parkersburg	WV	26103-3622	Barbara K Fittro	3046752164	bfitro@frontier.com
LR 002270	Same Old Place 2	7 Wayne	Bat's, Inc.	2 2024 Chestnut St	Kenova	PO Box 7786	Huntington	WV	25778-7786	Phyllis Hitchcock	3044537043	cnnull1492@yahoo.com
LR 002329	High Life Lounge-E Main	7 Preston	Woodward Video LLC	3 422 1/2 E Main St	Kingwood	PO Box 1350	Bridgeport	WV	26330-6350	Cindy Woodward	3043294500	cmw022c@aol.com
LR 002284	LA Café	7 Wood	Trans Allegheny Ent.	1 1007 Grand Central Ave	Vienna	PO Box 1425	Parkersburg	WV	26102-1425	Marilyn Fittro	3042955050	marilyn@lrgswv.com
LR 002367	Mimi's-Quincy	7 Kanawha		1 2700 E Dupont Ave Ste19A	Belle	3960 Teays Valley Rd	Hurricane	WV	25526-9796	Stephen Scott	3049496046	LYNNS@WVRM.NET
LR 002327	Mimi's-Southridge	7 Kanawha		1 2836 Mountaineer Blvd	S Charleston	3960 Teays Valley Rd	Hurricane	WV	25526-9796	Stephen Scott	3047203707	LYNNS@WVRM.NET
LR 002316	Mimi's-Ashton Place	7 Kanawha		1 1107 Fledderjohn Rd	Charleston	3960 Teays Valley Rd	Hurricane	WV	25526-9796	Stephen Scott	3047201888	LYNNS@WVRM.NET
LR 002315	Mimi's-St. Albans	7 Kanawha		1 1433 MacCorkle Ave	Saint Albans	3960 Teays Valley Rd	Hurricane	WV	25526-9796	Stephen Scott	3042012555	LYNNS@WVRM.NET
LR 002313	Same Old Place 7	7 Wayne	Bat's, Inc.	2 1802 Pine St	Kenova	PO Box 7786	Huntington	WV	25778-7786	Phyllis Hitchcock	3044536162	cnnull1492@yahoo.com
LR 002338	Gary's Always Hot	7 Wood	LeeJay Amusements	1 1508 Saint Marys Ave	Parkersburg	204 Highland Ave	Williamstown	WV	26187-1256	William L Sutherlin	3044224541	wlsutlin@yahoo.com
LR 002340	Patty's-Beckley Crossing	7 Raleigh		2 409 Beckley Crossing #9	Beckley	3960 Teays Valley Rd	Hurricane	WV	25526-9796	Stephen Scott	3049292640	LYNNS@WVRM.NET
LR 002346	Mimi's-Liberty Square	7 Putnam		2 5 Liberty Square	Hurricane	3960 Teays Valley Rd	Hurricane	WV	25526-9796	Stephen Scott	3042013535	LYNNS@WVRM.NET
LR 002418	Sofia's-Old Courthouse	6 Berkeley		3 1345 Edwin Miller Blvd	Martinsburg	3960 Teays Valley Rd	Hurricane	WV	25526-9796	Stephen Scott	3045962323	LYNNS@WVRM.NET
LR 002417	Sofia's-North Mall	6 Berkeley		3 738 N Foxcroft Ave #11	Martinsburg	3960 Teays Valley Rd	Hurricane	WV	25526-9796	Stephen Scott	3045962300	LYNNS@WVRM.NET
LR 002428	Duckie's Bar & Grill	7 Mineral	Advanced Lottery Tech.	3 100 Ashfield St	Piedmont	100 Ashfield St	Piedmont	WV	26750-1300	Joesph Shoemaker	3043558887	duckiesbarandgrill@gmail.com
LR 002392	Patty's-Beckley Plaza	7 Raleigh		2 Unit 1 316 Beckley Plaza	Beckley	3960 Teays Valley Rd	Hurricane	WV	25526-9796	Stephen Scott	3042552062	LYNNS@WVRM.NET

LR 002403	Geno's-Chester	7	Hancock	Coin Op Vending Corp.	4	105 W Carolina Ave	Chester	98 E Cove Ave	Wheeling	WV	26003-5080	John R Prather	3043872707	BRENT@GUMBYROCKS.COM
LR 002393	Mimi's-Dunbar	7	Kanawha		1	961 Dunbar Village Plz	Dunbar	3960 Teays Valley Rd	Hurricane	WV	25526-9796	Stephen Scott	3047201880	LYNNS@WVRM.NET
LR 002421	Paula's-Bridgeport	7	Harrison		3	1218 W Main St	Bridgeport	3960 Teays Valley Rd	Hurricane	WV	25526-9796	Stephen Scott	3048480406	LYNNS@WVRM.NET
LR 002414	Patty's-Oak Hill	6	Fayette		2	553 Mall Rd	Oak Hill	3960 Teays Valley Rd	Hurricane	WV	25526-9796	Stephen Scott	3044694051	LYNNS@WVRM.NET
LR 002404	Stars and Stripes	6	Brooke		4	4096 Main St	Weirton	2084 National Rd	Wheeling	WV	26003-5229	Joseph Tellitocci	3042439071	Gary@GlessnerCPA.com
LR 002440	The Hot Spot	7	Wood	Shaffer Amusement Co. LLC	1	813 Division St	Parkersburg	PO Box 225	Summersville	WV	26651-0225	Joe Winchester	3044228220	CFWINCHESTER@HOTMAIL.COM
LR 002405	Mimi's-Nitro	7	Kanawha		1	63 Nitro Marketplace	Cross Lanes	3960 Teays Valley Rd	Hurricane	WV	25526-9796	Stephen Scott	3042042288	LYNNS@WVRM.NET
LR 002427	The Circle	7	Ohio	Coin Op Vending Corp.	4	Exit 11 & I 70	Triadelphia	98 E Cove Ave	Wheeling	WV	26003-5080	John R Prather	3045470428	BRENT@GUMBYROCKS.COM
LR 002413	Patty's-Merchants Walk	6	Nicholas		2	223 Merchants Walk	Summersville	3960 Teays Valley Rd	Hurricane	WV	25526-9796	Stephen Scott	3048832323	LYNNS@WVRM.NET
LR 002448	Patty's-Princeton	6	Mercer		2	1057 Stafford Dr	Princeton	3960 Teays Valley Rd	Hurricane	WV	25526-9796	Stephen Scott	3044254347	LYNNS@WVRM.NET
LR 002501	Must Be 21 To Enter - Min	7	Wood		1	245 Elizabeth Pike	Mineral Wells	1211 31st St	Vienna	WV	26105-2663	Elizabeth Jones	3044893003	ELIZAJONES13@AOL.COM
LR 002437	A Different Drummer City	6	Wood	Action Gaming, Inc.	1	1605 Staunton Ave	Parkersburg	4544 1/2 Emerson Ave	Parkersburg	WV	26104-1214	Katelin Shriver	3044246524	metal_twt@yahoo.com
LR 002453	Paula's-Clarksburg	7	Harrison		3	472 Emily Dr	Clarksburg	3960 Teays Valley Rd	Hurricane	WV	25526-9796	Stephen Scott	3043262555	LYNNS@WVRM.NET
LR 003265	Freedom Way Lounge	7	Brooke	Coin Op Vending Corp.	4	4337 Freedom Way	Weirton	98 E Cove Ave	Wheeling	WV	26003-5080	John R Prather	3047481900	svp@gumbysrocks.com
LR 002499	Mimi's-Pea Ridge	7	Cabell		2	5636 US Route 60 E #10	Huntington	3960 Teays Valley Rd	Hurricane	WV	25526-9796	Stephen Scott	3043022050	LYNNS@WVRM.NET
LR 002452	Paula's-Fairmont	7	Marion		4	310 Marion Square	Fairmont	3960 Teays Valley Rd	Hurricane	WV	25526-9796	Stephen Scott	3043631741	LYNNS@WVRM.NET
LR 002480	Paula's-Elkins	6	Randolph		3	773 Beverly Pike	Elkins	3960 Teays Valley Rd	Hurricane	WV	25526-9796	Stephen Scott	3046360243	LYNNS@WVRM.NET
LR 002449	Patty's-Bluefield	6	Mercer		2	3022-B E Cumberland Rd	Bluefield	3960 Teays Valley Rd	Hurricane	WV	25526-9796	Stephen Scott	3043275139	LYNNS@WVRM.NET
LR 002487	Patty's-Sophia	6	Raleigh		2	826 Robert C Byrd Dr	Sophia	3960 Teays Valley Rd	Hurricane	WV	25526-9796	Stephen Scott	3046834700	LYNNS@WVRM.NET
LR 002447	Patty's-Gateway	7	Nicholas		2	1018 Wal St	Summersville	3960 Teays Valley Rd	Hurricane	WV	25526-9796	Stephen Scott	3048727941	LYNNS@WVRM.NET
LR 002451	Paula's-Mileground	7	Monongalia		4	1756 Mileground Rd, Ste B	Morgantown	3960 Teays Valley Rd	Hurricane	WV	25526-9796	Stephen Scott	3042252505	LYNNS@WVRM.NET
LR 002471	Paula's-University	7	Monongalia		4	55 Don Knotts Blvd. Ste 1	Morgantown	3960 Teays Valley Rd	Hurricane	WV	25526-9796	Stephen Scott	3042252525	LYNNS@WVRM.NET
LR 002470	Palace Lounge	7	Berkeley		3	1350 Edwin Miller Blvd	Martinsburg	1832 Winchester Ave	Martinsburg	WV	25405-4084	Clarence Pennington	3042677520	PENNLQUORS@COMCAST.NET
LR 002536	Paula's-Westover	7	Monongalia		4	150 Holland Ave	Westover	3960 Teays Valley Rd	Hurricane	WV	25526-9796	Stephen Scott	3042252206	LYNNS@WVRM.NET
LR 002469	Johnnie's Hot Spot	7	Marion	Jack's Amusement	4	428 Camden Ave	Monongah	PO Box 9004	Monongah	WV	26555-9004	John Mascaro	3045343103	
LR 002529	Stoney Café	7	Wood	Action Gaming, Inc.	1	4544 Emerson Ave	Parkersburg	4544 Emerson Ave	Parkersburg	WV	26104-1214	Katelin Shriver	3044285222	metal_twt@yahoo.com
LR 002502	Max's Place	7	Kanawha		1	3120 Chesterfield Ave	Charleston	3112 Chesterfield Ave	Charleston	WV	25304-1214	Sumeat Namsupak	3043450174	MAXNAMSUPAK@YAHOO.COM
LR 002592	River City Perk	7	Jackson	A-1 Amusement	1	130 Washington St	Ravenswood	1705 Harris Hwy Ste 2	Washington	WV	26181-8715	Clayton Ullman	3042732260	rivercityperk@yahoo.com
LR 002525	Geno's-New Martinsvl	7	Wetzel	Coin Op Vending Corp.	4	New Martinsville Plaza	New Martinsville	98 E Cove Ave	Wheeling	WV	26003-5080	John R Prather	3044550000	BRENT@GUMBYROCKS.COM
LR 002575	Sofia's-Ranson Square	6	Jefferson		3	809 N Mildred St Ste 6	Ranson	3960 Teays Valley Rd	Hurricane	WV	25526-9796	Stephen Scott	3047241596	LYNNS@WVRM.NET
LR 002548	Mimi's-Patrick St.	7	Kanawha		1	1607B Kanawha Blvd W	Charleston	3960 Teays Valley Rd	Hurricane	WV	25526-9796	Stephen Scott	3043427090	LYNNS@WVRM.NET
LR 003198	TJ's Place	7	Berkeley	Ajax Amusement Machines	3	30 Forever Green Dr	Falling Waters	829 Koontztown Rd	Hedgesville	WV	25427-5890	Todd Burger	3042740552	alyssa.burger@comcast.net
LR 002576	Paula's-Weston	7	Lewis		3	326 Market Place Mall	Weston	3960 Teays Valley Rd	Hurricane	WV	25526-9796	Stephen Scott	3042693034	LYNNS@WVRM.NET
LR 002645	Casey's II Hot Spot	7	Harrison	S & B Gaming LLC	3	Route 19	Gypsy	PO Box 130	Enterprise	WV	26568-0130	Elizabeth Scudere	3045925800	elizabethscudere@yahoo.com
LR 002607	High Life Lounge	7	Randolph	Woodward Video LLC	3	208 S Randolph Ave	Elkins	PO Box 1350	Bridgeport	WV	26330-6350	Cindy Woodward	3046376714	cmw022c@aol.com
LR 002649	High Life Lounge II	7	Marion	Woodward Video LLC	4	914 E Grafton Rd	Fairmont	PO Box 1350	Bridgeport	WV	26330-6350	Cindy Woodward	3043337656	cmw022c@aol.com
LR 002702	Stars and Stripes II	6	Brooke		4	4107 Freedom Way	Weirton	2084 National Rd	Wheeling	WV	26003-5229	Joseph Tellitocci	3042439071	Gary@GlessnerCPA.com
LR 003288	Sally's Hot Spot	7	Marion	Jack's Amusement	4	3208 Husky Hwy	Farmington	3208 Husky Hwy	Farmington	WV	26571-8122	Matthew Berardi	3048256032	matbereye@aol.com
LR 002653	Ceech's Pizza	7	Mingo	Southern Amusement Co.	2	Route 65	Lenore	PO Box 398	Lenore	WV	25676-0398	Beverly Adkins	3044755263	
LR 002741	Giovanni's Pizza	7	Raleigh	Random World, Ltd.	2	7021 Harper Rd	Glen Daniel	PO Box 399	Glen Daniel	WV	25844-0399	Kevin Calloway	3049340222	KEVCALLOWAY@YAHOO.COM
LR 002700	Good Times Café	7	Hancock	Coin Op Vending Corp.	4	2841 Pennsylvania Ave	Weirton	98 E Cove Ave	Wheeling	WV	26003-5080	John Prather	3047237233	svp@gumbysrocks.com
LR 005603	Casey's VII Hot Spot	7	Harrison	S & B Gaming LLC	3	242 Pike St	Shinnston	PO Box 130	Enterprise	WV	26568-0130	Elizabeth Scudere	3045921112	elizabethscudere@yahoo.com
LR 005610	Up On The Lane	7	Ohio	Action Gaming, Inc.	4	97 Edgington Ln	Wheeling	97 Edgington Ln	Wheeling	WV	26003-1541	Lauren Jones	3049050171	
LR 005615	TNT Spot 1	6	Mason	Random World, Ltd.	1	42 Midway St	Mason	PO Box 403	Mason	WV	25260-0403	Lindsay Percell	3049899788	lnicolepercell@yahoo.com
LR 005616	Josephine's	7	Berkeley	Blue Diamond LLC	3	44 Vantage View Dr Ste E	Falling Waters	55 Shenandoah St	Martinsburg	WV	25405-6288	Bonita Hutzler	3042740008	epretailers@gmail.com
LR 005620	Starz of Westover	6	Monongalia	Wheeling Coin, LLC	4	164 Holland Ave	Westover	2084 National Rd	Wheeling	WV	26003-5229	Joseph Tellitocci	3042849760	
LR 005623	Pam's A	7	Wayne	Random World, Ltd.	2	862 C St	Ceredo	PO Box 526	Kenova	WV	25530-0526	Kathy McKeand	3042849760	jmckeand7833@gmail.com
LR 005618	TNT Spot 2	6	Mason	Random World, Ltd.	1	21337 Ohio River Rd	Mason	PO Box 403	Mason	WV	25260-0043	Lindsay Percell	3049899788	lnicolepercell@yahoo.com
LR 005543	Little General Store 7585	7	Logan	Southern Amusement Co.	2	124 1/2 Stollings Ave	Logan	PO Box 968	Beckley	WV	25802-0968	Greg Darby	3047521020	gdarby@lgstores.com
LR 005558	Jenni's Front Room	7	Logan	Southern Amusement Co.	2	357 George Kostas Dr	Logan	PO Box 1070	Mount Gay	WV	25637-1070	Jennifer McNeely	3047521895	
LR 005655	First and Last Shot Cantina	7	Ohio	Action Gaming, Inc.	4	3638 National Rd	Triadelphia	100 Lafayette Ave	Moundsville	WV	26041-1029	Kevin Denholm	3045475781	owls4500@yahoo.com
LR 002708	Brooke Plaza Café	7	Brooke	Coin Op Vending Corp.	4	1502 Main St	Follansbee	98 E Cove Ave	Wheeling	WV	26003-5080	John R Prather	3047977072	brent@gumbysrocks.com
LR 002719	Texas Jim #1	6	Cabell		2	4331 US Route 60	Huntington	4331 US Route 60 E	Huntington	WV	25705-2901	James Duckworth	3046381617	HOGSETT@FRONTIER.COM
LR 002706	Down Under	7	Jefferson	J & J Amusement, LLC	3	301 N George St	Charles Town	PO Box 7439	Charleston	WV	25356	James Francis	3047284309	jefcowboy33@aol.com
LR 002723	Pop's of Hinton	7	Summers	Random World, Ltd.	2	600 Stokes Dr	Hinton	HC 76 Box 172	Nimitz	WV	25978-9726	Alexander Tassos	3044662716	
LR 002797	Sunset Café III Hot Spot	7	Brooke		4	3919 Main St	Weirton	2084 National Rd	Wheeling	WV	26003-5229	Joseph Tellitocci Jr	3047977774	Gary@GlessnerCPA.com
LR 002714	5 Spot #2	7	Berkeley	Gamerroom Amusements	3	1253 Hedgesville Rd	Martinsburg	PO Box 2333	Martinsburg	WV	25402-2333	Gina Butts	3042642034	buttsgina@aol.com
LR 002736	Opportunity Knocks #2	6	Monroe	Random World, Ltd.	2	112 Market St	Peterstown	PO Box 306	Mullens	WV	25882-0306	Robert Toler	3047539525	
LR 002734	Opportunity Knocks #3	7	Mercer	Random World, Ltd.	2	3521 Coal Heritage Rd	Bluewell	PO Box 306	Mullens	WV	25882-0306	Robert Toler	3045893288	
LR 002735	Opportunity Knocks #4	7	Raleigh	Vast Vending, Inc.	2	1257 Robert C Byrd Dr	Crab Orchard	PO Box 306	Mullens	WV	25882-0306	Robert Toler	3042500053	MISSIE@AUTREYTLER.COM
LR 002862	Overtime Lounge	7	Nicholas	Shaffer Amusement Co. LLC	2	862 A & B Broad St	Summersville	PO Box 225	Summersville	WV	26651-0225	Cornelius Joe Winchester	3048729505	CFWINCHESTER@HOTMAIL.COM
LR 002772	The Island Coffee Shop	6	Ohio	Wheeling Coin, LLC	4	1 Virginia St	Wheeling	1165 Market St	Wheeling	WV	26003-2905	Robert Catalano	3042335155	beacatalano@yahoo.com
LR 002771	Sam's Hotdogs	7	Kanawha		1	10406 MacCorkle Ave	Marmet	PO Box 8826	Charleston	WV	25303-0826	Gregory Brewer	3049492380	sjbfoods@gmail.com
LR 002737	Curt's	7	Monroe	Vast Vending, Inc.	2	27 Market St	Peterstown	PO Box 1238	Crab Orchard	WV	25827-1238	Sandra Raso	3047534549	
LR 002784	A B Cody's	7	Harrison	Shaffer Amusement Co. LLC	3	1205 West Virginia Ave	Clarksburg	913 N 13th St	Clarksburg	WV	26301-1923	James Larry, II.	3046241831	jpl.55@live.com

LR 002805	Java Joe's Café	7 Wayne	Dustyn Enterprises, Inc.	2 US 60 at 4th St	Ceredo	PO Box 861	Barboursville	WV	25504-0861	Robert Booten	3047818230	MBOOTEN@GMAIL.COM
LR 002779	Barney's Sports Bar	7 Kanawha	Southern Amusement Co.	1 1007 1/2 Bigley Ave	Charleston	921 Highland Terrace	Saint Albans	WV	25177-2975	Diane Egnor	3047204400	dlegnor@aol.com
LR 002804	Mimi's-Hill's Plaza	7 Kanawha		1 303 Patrick Street Plz	Charleston	3960 Teays Valley Rd	Hurricane	WV	25526-9796	Stephen Scott	3043436794	LYNNS@WVRM.NET
LR 002838	The Hot Spot	7 Wood	Shaffer Amusement Co. LLC	1 555 Elizabeth Pike	Mineral Wells	PO Box 225	Summersville	WV	26651-0225	Joe Winchester	3044899672	CFWINCHESTER@HOTMAIL.COM
LR 002891	Judy's	7 Raleigh	Clay Music Company	2 275 N Eisenhower Dr	Beckley	PO Box 396	Belle	WV	25015-0396	Harold Ray Arbaugh	3042528719	mclay6222@gmail.com
LR 002833	Must Be 21 To Enter - Par	7 Wood		1 28 12th St	Parkersburg	1211 31st St	Vienna	WV	26105-2663	Elizabeth D Jones	3044229909	ELIZAJONES13@AOL.COM
LR 002874	High Life Lounge	7 Harrison	Woodward Video LLC	3 797A W Main St	Bridgeport	PO Box 1350	Bridgeport	WV	26330-6350	Cindy Woodward	3048420486	cmw022c@aol.com
LR 003161	The Hot Spot	7 Kanawha	Shaffer Amusement Co. LLC	1 1428 Main St	Nitro	PO Box 225	Summersville	WV	26651-0225	Joe Winchester	3047272700	CFWINCHESTER@HOTMAIL.COM
LR 002914	The Hot Spot	7 Wood	Shaffer Amusement Co. LLC	1 3417 Murdoch Ave	Parkersburg	PO Box 225	Summersville	WV	26651-0225	Joe Winchester	3044243992	CFWINCHESTER@HOTMAIL.COM
LR 003004	The Hot Spot	7 Fayette	Shaffer Amusement Co. LLC	2 162 Old Fayetteville Rd	Oak Hill	PO Box 225	Summersville	WV	26651-0225	Joe Winchester	3044696602	CFWINCHESTER@HOTMAIL.COM
LR 002881	LA Café	7 Wood	Trans Allegheny Ent.	1 2715 Murdoch Ave, Unit A2	Parkersburg	PO Box 1425	Parkersburg	WV	26102-1425	Marilyn Fitro	3044853400	marilyn@lrsgwv.com
LR 002942	River City Perk Big Time Café	7 Wood	A-1 Amusement	1 1622 7th St	Parkersburg	1622 7th St	Parkersburg	WV	26101-5066	Jeffrey L Cowan	3044225828	rivercityperk@yahoo.com
LR 002941	River City Perk	7 Mason	A-1 Amusement	1 21271 Ohio River Rd	Mason	1705 Harris Hwy Ste 2	Washington	WV	26181-8715	Clayton Ullman	3044279228	
LR 003142	The Oasis Café	7 Monongalia		4 968 Maple Dr	Morgantown	337 Penco Rd	Weirton	WV	26062-3828	Eric Frankovitch	3045994565	WeirtonInvestments@yahoo.com
LR 002971	New Orleans Coffee House	7 Kanawha		1 316 B St Suite 106	Saint Albans	1212 Highland Dr	Saint Albans	WV	25177-3745	David Kline	3047227100	DAVIDKLINE@ALLSTATE.COM
LR 002977	Leo's	7 Mercer	Random World, Ltd.	2 1261 Pine Plaza	Princeton	PO Box 1999	Bluefield	WV	24701-6999	Sandra C White	3044259507	cgilpin@hollifieldcpg.com
LR 003183	The Castle	7 Marion	Shaffer Amusement Co. LLC	4 803 E Grafton Rd	Fairmont	1729 N 21st St	Clarksburg	WV	26301-1512	Dena Benninger	3043638400	JULIA1729@AOL.COM
LR 002985	Darla's Café	7 Hancock	Coin Op Vending Corp.	4 210 Three Springs Dr	Weirton	98 E Cove Ave	Wheeling	WV	26003-5080	John R Prather	3047237337	svp@gumbysrocks.com
LR 005438	Susie's Room II	7 Cabell	Southern Amusement Co.	2 101 7th Ave	Huntington	3041 3rd Ave	Huntington	WV	25702-1431	Christopher Johnson	3046174951	cj73wv@yahoo.com
LR 003114	Boss's #2 On The Level	7 Jefferson	Ajax Amusement Machines	3 798 E Washington St	Charles Town	798 E Washington St	Charles Town	WV	25414-1084	Mack Hooe	3047241398	
LR 003131	52 Lounge	7 Wayne		2 4389 5th St Rd	Huntington	5354 Camp Rd	Lavalette	WV	25535-9785	Ronald Edmonds	3042080083	
LR 003069	Max's Place	7 Kanawha		1 990 Dunbar Plaza	Dunbar	3112 Chesterfield Ave	Charleston	WV	25304-1214	Sumeat Namsupak	3047667271	MAXNAMSUPAK@YAHOO.COM
LR 003105	Max's Place Hot Spot	7 Putnam		2 1347 Charleston Rd	Poca	3112 Chesterfield Ave	Charleston	WV	25304-1214	Sumeat Namsupak	3047550073	maxnamsupak@yahoo.com
LR 003072	Stateline Bigtime Coffee Shop V	7 Pleasants	LeeJay Amusements	1 201 3rd St	Saint Mary's	204 Highland Avenue	Williamstown	WV	26187-1256	William L. Sutherlin	3046843023	wlsutlin@yahoo.com
LR 003047	Mugsy's Café II	7 Brooke		4 3801 Main St	Weirton	337 Penco Rd	Weirton	WV	26062-3828	Marcus Frankovitch	3047484226	WeirtonInvestments@yahoo.com
LR 003048	Mugsy's Café	6 Hancock		4 390 Penco Rd	Weirton	337 Penco Rd	Weirton	WV	26062-3828	Marcus Frankovitch	3047236781	WeirtonInvestments@yahoo.com
LR 003241	Java Joe's Café	7 Cabell	Dustyn Enterprises, Inc.	2 337 E Main St	Milton	PO Box 861	Barboursville	WV	25504-0861	Robert Booten	3043900925	mbooten@gmail.com
LR 003078	High Life Lounge	7 Randolph	Woodward Video LLC	3 1971 Harrison Ave	Elkins	PO Box 1350	Bridgeport	WV	26330-6350	Cindy Woodward	3046372343	cmw022c@aol.com
LR 005602	The Thirsty Goat	7 Wayne	Random World, Ltd.	2 1301 Poplar St	Kenova	PO Box 526	Kenova	WV	25530-0526	Kathy McKeand	3044536400	DaisyDoo56@gmail.com
LR 003172	Main Street Lounge	7 Brooke	Coin Op Vending Corp.	4 1520 Main St	Follansbee	98 E Cove Ave	Wheeling	WV	26003-5080	John R Prather	3047977072	svp@gumbysrocks.com
LR 005244	Michelle's Hot Spot	7 Marion	Jack's Amusement	4 300 Main St	Worthington	1066 Rivershore Dr	Fairmont	WV	26554-8353	Michelle D Casalnuova	3042872008	michellectas3@yahoo.com
LR 003160	Toga Café of Weirton	7 Brooke		4 3920 Main St	Weirton	140 Sharon Dr	Weirton	WV	26062-9669	Anthony Palavis	3047978642	anpyanks@comcast.net
LR 003199	Blondies V	6 Marion	Jack's Amusement	4 1589 Pennsylvania Ave	Fairmont	PO Box 691	Rivesville	WV	26588-0691	Joseph Gearde	3043665186	frankshideout1964@gmail.com
LR 003107	Geno's#2 -Wheeling	7 Ohio	Coin Op Vending Corp.	4 2109 National Rd	Wheeling	98 E Cove Ave	Wheeling	WV	26003-5080	John R Prather	3042420002	BRENT@GUMBYSROCKS.COM
LR 003149	The Coffee Bean	7 Hancock		4 3420 Pennsylvania Ave	Weirton	140 Sharon Dr	Weirton	WV	26062-9669	Anthony Palavis	3047237144	anpyanks@comcast.net
LR 003103	Gene's Place	6 Monongalia	Progressive Video Lottery	4 461 Wilson Ave	Morgantown	461 Wilson Ave	Morgantown	WV	26501-6664	Julie Long	3042921147	GENESPLACE4EVER@YAHOO.COM
LR 003245	Carolina Café	6 Hancock	Action Gaming, Inc.	4 436 Carolina Ave	Chester	100 Lafayette Ave	Moundsville	WV	26041-1029	Katelin Shriver	3043871411	metal_twt@yahoo.com
LR 003126	Rosie's Sub Shop	7 Mercer	Random World, Ltd.	2 403 Oakvale Rd	Princeton	PO Box 721	Bluefield	WV	24701-0721	Teresa Huffman	3044255020	starcatcher24740@yahoo.com
LR 003212	Lily's Hot Spot #1	7 Ohio		4 4C Elm Grove Crossing	Wheeling	2084 National Rd	Wheeling	WV	26003-5229	Joseph Tellitocci Jr.	3042303410	GARY@GLESSNERCPA.COM
LR 003346	High Life Lounge	7 Marion	Woodward Video LLC	4 805 Morgantown Ave	Fairmont	PO Box 1350	Bridgeport	WV	26330-6350	Cindy Woodward	3043679833	cmw022c@aol.com
LR 003525	Lucy's Coffee House	6 Boone		2 60 Town Square	Danville	4013 B Washington St W	Charleston	WV	25313	Kelly McGilton	3043694483	kmcgilton@msn.com
LR 003608	Gino's Pizza Pub	7 Cabell	Southern Amusement Co.	2 2501 5th Ave	Huntington	930 9th Ave	Huntington	WV	25701-2814	Diana Sturm	3045296086	ginos@comcast.net
LR 003405	High Life Lounge	7 Marion	Woodward Video LLC	4 Route 7 Box 418A - Box 3	Fairmont	PO Box 1350	Bridgeport	WV	26330-6350	Cindy Woodward	3043633866	cmw022c@aol.com
LR 003410	Sam's Hotdogs	7 Putnam		2 1523 Charleston Rd	Poca	PO Box 8826	Charleston	WV	25303-0826	Tiffany Buffington	3047551466	SJBFOODS@GMAIL.COM
LR 003382	Caribbean Café	6 Hancock		4 108 Carolina Ave	Chester	337 Penco Rd	Weirton	WV	26062-3828	Eric Frankovitch	3043875171	WeirtonInvestments@yahoo.com
LR 003388	Geno's #4- Wheeling	7 Ohio	Coin Op Vending Corp.	4 1070 E Bethlehem Blvd	Wheeling	98 E Cove Ave	Wheeling	WV	26003-5080	John R Prather	3042427793	jody@gumbysrocks.com
LR 003390	Geno's-Moundsville	7 Marshall	Coin Op Vending Corp.	4 RD 2 Box 70B	Moundsville	98 E Cove Ave	Wheeling	WV	26003-5080	John R Prather	3048435285	BRENT@GUMBYSROCKS.COM
LR 003391	Geno's #2- Moundsvil	7 Marshall	Coin Op Vending Corp.	4 415 Lafayette Ave	Moundsville	98 E Cove Ave	Wheeling	WV	26003-5080	John R Prather	3048435163	brent@gumbysrocks.com
LR 003389	Geno's #3 -Glendale	7 Marshall	Coin Op Vending Corp.	4 13 Wheeling Ave	Glen Dale	98 E Cove Ave	Wheeling	WV	26003-5080	John R Prather	3048430130	brent@gumbysrocks.com
LR 003383	Geno's #2-New Marti	7 Wetzel	Coin Op Vending Corp.	4 631 3rd St	New Martinsville	98 E Cove Ave	Wheeling	WV	26003-5080	John R Prather	3044554007	BRENT@GUMBYSROCKS.COM
LR 003452	Pfost Office Lounge	7 Preston	Progressive Video Lottery	3 11 S Main	Bruceton Mills	PO Box 175	Bruceton Mills	WV	26525-0175	Lillian Burns	3043793012	LILLIANBURNS@HOTMAIL.COM
LR 003436	Kelly's Hot Spot III	6 Kanawha		1 389 Main Ave	Nitro	4013 B Washington St W	Charleston	WV	25313	Kelly McGilton	3042042010	kmcgilton@msn.com
LR 003431	Rusty Spur Saloon	6 Mineral	Advanced Lottery Tech.	3 23 Tin Can Hollow Rd	Wiley Ford	594 John Chaney Rd	Ridgeley	WV	26753-7125	Mark Blankenship	3047901575	blankmb@atlnaticbb.net
LR 003458	Caribbean Café II	7 Hancock		4 3665 Pennsylvania Ave	Weirton	337 Penco Rd	Weirton	WV	26062-3828	Eric Frankovitch	3047235426	WeirtonInvestments@yahoo.com
LR 003466	Smoker Friendly #5	7 Raleigh	Southern Amusement Co.	2 19 Nell Jean Mall	Beckley	PO Box 4428	Parkersburg	WV	26104-4428	Steven Norman	3042555510	regan@smokerfriendlywv.com
LR 003473	Maverick's Hot Spot #1	7 Monongalia		4 275 Don Knotts Blvd	Morgantown	96 Broomsage Rd	Fairmont	WV	26554-8639	Thomas L Dulin	3046120434	skyconstruction@gmail.com
LR 003468	Maverick's Hot Spot #2	7 Monongalia		4 124 Holland Ave Ste C	Westover	96 Broomsage Rd	Fairmont	WV	26554-8639	Thomas L Dulin	3046120434	skyconstruction@gmail.com
LR 003469	Maverick's Hot Spot #3	7 Monongalia		4 3388 Grafton Rd	Morgantown	96 Broomsage Rd	Fairmont	WV	26554-8639	Thomas L Dulin	3042125468	skyconstruction@gmail.com
LR 003479	Hot Spot Express #3	7 Monongalia		4 1899 Earl Core Rd	Morgantown	337 Penco Rd	Weirton	WV	26062-3828	Eric Frankovitch	3042926221	WeirtonInvestments@yahoo.com
LR 003488	EDJ River City Perk	6 Wood		1 3814 Staunton Turnpike	Parkersburg	1211 31st St	Vienna	WV	26105-2663	Elizabeth Jones	3044229688	ELIZAJONES13@AOL.COM
LR 003968	Ollie's VIP North Side	7 Berkeley	Ajax Amusement Machines	3 36 Veronica Dr	Martinsburg	829 Koontztown Rd	Hedgesville	WV	25427-5890	Todd Burger	3042628840	alysa.burger@comcast.net
LR 004009	Danny's	6 Mercer	Random World, Ltd.	2 911 Mercer St	Princeton	PO Box 566	Princeton	WV	24740-0566	Danny Hurley	3044873411	
LR 004002	Trula B's	7 Berkeley	Gamerom Amusements	3 715 Williamsport Pike	Martinsburg	PO Box 2333	Martinsburg	WV	25402-2333	Gina Butts	3042624060	buttsgina@aol.com
LR 004015	Red Carpet Lounge	7 Kanawha	Derrick Video, LLC	1 308 Elizabeth St	Charleston	PO Box 1384	Charleston	WV	25325-1384	Michael Duda	3043429977	DUDA_MIKE@HOTMAIL.COM
LR 004034	Rock & Roll Café	7 Wood	Trans Allegheny Ent.	1 1628 Elizabeth Pike	Mineral Wells	PO Box 3622	Parkersburg	WV	26103-3622	Barbara K Fitro	3044890100	bfitro@frontier.com

LR 003162	Sportsman's Grill	7	Wyoming	Random World, Ltd.	2	Route 10 Cook Parkway	Oceana	PO Box 549	Pineville	WV	24874-0549	Tammy Thacker	3047329116	tammy.thacker@statwv.com
LR 003137	Kelly's Hot Spot V	6	Putnam		2	200-2 Great Teays Blvd	Scott Depot	4013 B Washington St W	Charleston	WV	25313	Kelly McGilton	3047606297	kmcgilton@msn.com
LR 003189	High Life Lounge-Elk Cre	7	Harrison	Woodward Video LLC	3	141 C Elk Creek Rd	Mt Clare	PO Box 1350	Bridgeport	WV	26330-6350	Cindy Woodward	3046220902	cmw022c@aol.com
LR 003404	High Life Lounge-Elkins	7	Randolph	Woodward Video LLC	3	Elkins Plaza/Beverly Pike	Elkins	PO Box 1350	Bridgeport	WV	26330-6350	Cindy Woodward	3046366369	cmw022c@aol.com
LR 003275	Judy's	7	Raleigh	Clay Music Company	2	103 Beaver Plaza	Beaver	PO Box 396	Belle	WV	25015-0396	Harold Arbaugh	3042521901	MClay6222@gmail.com
LR 003168	Judy's-Robert Byrd Dr	7	Raleigh	Clay Music Company	2	5450 Robert C Byrd Drive	Beckley	PO Box 396	Belle	WV	25015-0396	Harold Arbaugh	3049266411	MClay6222@gmail.com
LR 003309	The Coffee Shop	7	Mason	Derrick Video, LLC	1	112 Chestnut St	Henderson	PO Box 188	Henderson	WV	25106-0188	Charles Lilly	3046756235	
LR 003372	Mama Ducks	6	Ohio	Wheeling Coin, LLC	4	153 16th St	Wheeling	121 N 17th St	Wheeling	WV	26003-7035	Joseph Wade	3042324009	JWADE74@AOL.COM
LR 003375	STARZ Hot Spot @ Greenbag	6	Monongalia		4	256 Greenbag Rd #4	Morgantown	2084 National Rd	Wheeling	WV	26003-5229	Larry Lewis	3042840690	larry@thelewisfg.com
LR 003420	Tusie's	7	Kanawha		1	103 Civic Center Dr.	Charleston	PO Box 417	Saint Albans	WV	25177-0417	Susan Shepard	3043443770	riverhurst@suddenlinkmail.com
LR 003494	Sandstone Corner	7	Berkeley	Ajax Amusement Machines	3	9687 Williamsport Pike	Falling Waters	829 Koontztown Rd	Hedgesville	WV	25427-5890	Todd Burger	3042740282	alysa.burger@comcast.net
LR 003491	Big Apple Lounge	7	Berkeley		3	187 Sader Dr Ste B	Inwood	PO Box 775	Inwood	WV	25428-0775	Clarence Pennington	3048211137	BIGAPPLELIQUORS@COMCAST.NET
LR 003511	Lisa's	7	Putnam	Clay Music Company	2	4009 State Route 34	Hurricane	PO Box 396	Belle	WV	25015-0396	Harold Arbaugh	3047576835	
LR 003532	Emerald Isle II	7	Wood	Trans Allegheny Ent.	1	5240 Emerson Ave	Parkersburg	PO Box 3622	Parkersburg	WV	26103-3622	Barbara K Fittro	3048650560	bfitfro@frontier.com
LR 003564	Kelly's Hot Spot	6	Kanawha		1	4929 MacCorkle Ave SW	S Charleston	4013 B Washington St W	Charleston	WV	25313	Kelly McGilton	3047202396	kmcgilton@msn.com
LR 003666	J & J's Mountaineer Mart #8	7	Randolph	Clay Music Company	3	21 Davis Ave	Elkins	PO Box 2018	Buckhannon	WV	26201-7018	James Hinkle	3044728130	MARY@WVSR.COM
LR 003652	High Life Lounge	7	Monongalia	Woodward Video LLC	4	2 E Gate Plaza	Morgantown	PO Box 1350	Bridgeport	WV	26330-6350	Cindy Woodward	3042253975	cmw022c@aol.com
LR 003583	High Life Lounge	7	Harrison	Woodward Video LLC	3	912 Shinnston Pike	Clarksburg	PO Box 1350	Bridgeport	WV	26330-6350	Cindy Woodward	3046220617	cmw022c@aol.com
LR 003734	10-4 & More	7	Ohio	Wheeling Coin, LLC	4	11 Dallas Pike I-70	Valley Grove	2084 National Rd	Wheeling	WV	26003-5229	Jerry S. Nixon	3042439071	GARY@GLESSNERCPA.COM
LR 003611	Kelly's Hot Spot VI	6	Kanawha		1	3121 MacCorkle Ave SW S B	S Charleston	4013 B Washington St W	Charleston	WV	25313	Kelly McGilton	3047440010	kmcgilton@msn.com
LR 005539	Stacey's Hot Spot 2	7	Preston	Shaffer Amusement Co. LLC	3	601B E State Ave	Terra Alta	28 Chatham Way	Bridgeport	WV	26330-2805	Stacey Mangum	3047892646	stacey.ryan70@gmail.com
LR 003671	The Hot Spot	7	Kanawha	Shaffer Amusement Co. LLC	1	4008 Washington St W	Charleston	PO Box 225	Summersville	WV	26651-0225	Joe Winchester	3047443774	CFWINCHESTER@HOTMAIL.COM
LR 003662	The Hot Spot	7	Raleigh	Shaffer Amusement Co. LLC	2	1617 Robert C Byrd Highway	Crab Orchard	PO Box 225	Summersville	WV	26651-0225	Joe Winchester	3042521397	CFWINCHESTER@HOTMAIL.COM
LR 003672	Lily's Hot Spot #3	7	Ohio		4	103 S York St	Wheeling	2084 National Rd	Wheeling	WV	26003-5229	Joseph Tellitocci Jr.	3042939071	GARY@GLESSNERCPA.COM
LR 003693	Geno's -Benwood	7	Marshall	Coin Op Vending Corp.	4	43 Marshall St	Benwood	98 E Cove Ave	Wheeling	WV	26003-5080	John R Prather	3042322036	brent@gumbysrocks.com
LR 003708	Cruiser's Café	6	Brooke		4	69 Marshalling Yard Dr	Weirton	69 Marshalling Yard Dr	Weirton	WV	26062-5396	John Dalesio	3047481045	dmgodfrey@zoominternet.net
LR 003732	Choo-Choo's	7	Wetzel	Action Gaming, Inc.	4	155 Vine St	New Martinsville	155 Vine St	New Martinsville	WV	26155-1830	Lou Ann Beaty-Anderson	3044554768	CHOOCHOO@SUDDENLINKMAIL.COM
LR 003741	Togo Café and More	6	Brooke	Wheeling Coin, LLC	4	106 Togo St	Wellsburg	1601 Main St	Wellsburg	WV	26070-1459	Howard Armstrong	3046702224	howarda48@yahoo.com
LR 003769	River City Camden	7	Wood	A-1 Amusement	1	2307 Camden Ave	Parkersburg	2307 Camden Ave	Parkersburg	WV	26101-5610	CLAYTON ULLMAN	3044200378	rivercityperk@yahoo.com
LR 003742	High Life Lounge	7	Upshur	Woodward Video LLC	3	242 S Kanawha St	Buckhannon	PO Box 1350	Bridgeport	WV	26330-6350	Cindy Woodward	3044725816	cmw022c@aol.com
LR 003762	State Line Café & More	7	Ohio	Wheeling Coin, LLC	4	11540 National Rd	Valley Grove	2084 National Rd	Wheeling	WV	26003-5229	Lawrence R. Lewis	3045471620	GARY@GLESSNERCPA.COM
LR 003235	High Life Lounge-Nutter F	7	Harrison	Woodward Video LLC	3	198 Buckhannon Pike	Clarksburg	PO Box 1350	Bridgeport	WV	26330-6350	Cindy Woodward	3046232560	cmw022c@aol.com
LR 003776	Sip's Hot Spot	7	Marion	Advanced Lottery Tech.	4	404 E Main St	Mannington	404 E Main St	Mannington	WV	26582-1103	Charles Carpenter	3049869922	pat20021@frontier.com
LR 003782	Rosie's II	7	Mercer	Random World, Ltd.	2	4007A E Cumberland Rd	Bluefield	PO Box 721	Bluefield	WV	24701-0721	Teresa L Huffman	3043276766	starcatcher24740@yahoo.com
LR 003783	Rosie's III	7	Mercer	Random World, Ltd.	2	4007B E Cumberland Rd	Bluefield	PO Box 721	Bluefield	WV	24701-0721	Teresa L Huffman	3043276766	starcatcher24740@yahoo.com
LR 003806	Buddy's All American BBQ	6	Cabell	Dustyn Enterprises, Inc.	2	1537 Third Ave	Huntington	1537 Third Ave	Huntington	WV	25701-1622	Robert Booten	3045229869	mbooten@gmail.com
LR 003796	Aunt Julie's	7	Hancock	Action Gaming, Inc.	4	1269 Washington St	Newell	100 Lafayette Ave	Moundsville	WV	26041-1029	Katelin Shriver	3048435294	metal_twt@yhoo.com
LR 003873	Malone's Furniture	7	Marion	Progressive Video Lottery	4	4826 Husky Hwy	Mannington	60 Rachel Rd	Rachel	WV	26587-9035	Daniel Malone	3049862746	
LR 003859	Abbey's Parlor	7	Ohio	Wheeling Coin, LLC	4	9 N Huron St	Wheeling	97 Lynwood Ave	Wheeling	WV	26003-1532	Hannah Boord	3042331170	HBOORD@GMAIL.COM
LR 003860	Lily's Hot Spot #4	7	Ohio		4	97 N River Rd	Wheeling	2084 National Rd	Wheeling	WV	26003-5229	Joseph Tellitocci Jr.	3042302408	GARY@GLESSNERCPA.COM
LR 003901	Gumby's - Geno's Island	7	Ohio	Coin Op Vending Corp.	4	19 S Wabash St	Wheeling	98 E Cove Ave	Wheeling	WV	26003-5080	John R Prather	3042303406	brent@gumbysrocks.com
LR 003911	Mitchell's Café	7	Marshall	Action Gaming, Inc.	4	1207 1st St	Moundsville	100 Lafayette Ave	Moundsville	WV	26041-1029	Katelin Shriver	3048451881	metal_twt@yahoo.com
LR 004106	Burger Carte	7	Fayette	Clay Music Company	2	175 Virginia Ave	Smithers	PO Box 121	Smithers	WV	25186-0121	Debra Divita	3044422071	BDDIVITA1@YAHOO.COM
LR 004701	Joyce's	6	Mercer		2	281 1/2 Courthouse Rd	Princeton	PO Box 5449	Princeton	WV	24740-5449	Sarah J. Castle	3043209293	dawnenterprises1@yahoo.com
LR 004467	Geno's-Bethlehem #2	7	Ohio	Coin Op Vending Corp.	4	1030 E Bethlehem Blvd	Wheeling	98 E Cove Ave	Wheeling	WV	26003-5080	John R Prather	3042420002	BRENT@GUMBYSROCKS.COM
LR 004437	Crown Café III	7	Brooke	Action Gaming, Inc.	4	947 Commerce St	Wellsburg	100 Lafayette St	Moundsville	WV	26041-1029	Katelin Shriver	3047375005	metal_twt@yahoo.com
LR 004585	R & R Hot Spot	7	Monongalia	Worldwide Gaming LLC	4	670 Blue Horizon Dr	Morgantown	530 Fairmont Ave	Fairmont	WV	26554-5102	Ryan Holbert	3045997747	rpholbert@gmail.com
LR 005390	Chester's	7	Summers	Vast Vending, Inc.	2	51 Kesler Ln	Talcott	PO Box 158	Talcott	WV	24981-0158	Chester B Rudisill	3044455759	chesterrudisill@gmail.com
LR 004612	Kristi's	7	Boone		2	378 Mall Rd	Danville	PO Box 5449	Princeton	WV	24740-5449	Kristi Cline-White	3047844992	kristienterpriseLLC@yahoo.com
LR 005224	BS Bowl	7	Morgan	Advanced Lottery Tech.	3	4909 Valley Rd	Berkeley Springs	4909 Valley Rd	Berkeley Springs	WV	25411-4621	Sandra Lombardo	3042581815	berkeleyspringsbowl@aol.com
LR 004616	LG Tavern	7	Logan	Southern Amusement Co.	2	Route 44 Sandy Bottom Rd	Omar	PO Box 968	Beckley	WV	25802-0968	Cory Beasley	3049462832	gdarby@lgstores.com
LR 005279	CJ's Hot Spot 2	7	Mercer	Shaffer Amusement Co. LLC	2	106 Oakvale Rd Ste D	Princeton	PO Box 225	Summersville	WV	26651-0225	C Joe Winchester	3044259937	cfwinchester@hotmail.com
LR 005165	Coffee & Tanning Hot Spot III	7	Monongalia	Wheeling Coin, LLC	4	869 Venture Drive Ste 300	Morgantown	2084 National Rd	Wheeling	WV	26003-5229	Joseph Tellitocci Jr	3042439071	GARY@GLESSNERCPA.COM
LR 005402	Scoobies	6	Kanawha	Clay Music Company	1	1212 Ohio Ave	Dunbar	317 23rd St	Dunbar	WV	25064-2319	Philip Powers	3047682191	powersgrg@aol.com
LR 004670	Lulu's of Bluefield	7	Mercer	Random World, Ltd.	2	3176 Cumberland Rd	Bluefield	PO Box 721	Bluefield	WV	24701-0721	Teresa L. Huffman	3043240014	starcatcher24740@yahoo.com
LR 004743	WV's Original City Perk Two	6	Wood		1	2520 Pike St	Parkersburg	3700 Emerson Ave	Parkersburg	WV	26104-0001	Charles McCay	3048652290	bkknight@astorgjones.com
LR 003278	Winston's Hot Spot	7	Marion		4	1177 Airport Rd	Fairmont	PO Box 1013	Morgantown	WV	26507-1013	William Pell	3042885973	wcpell@hotmail.com
LR 004744	WV's Original City Perk One	7	Wood		1	3700 Emerson Ave	Parkersburg	3700 Emerson Ave	Parkersburg	WV	26104-0001	Charles McCay	3044850004	bkknight@astorgjones.com
LR 004752	RB Hot Spot	7	Harrison		3	95 Rosebud Plz Ste 111	Clarksburg	85 Hummingbird Hill Dr	Mount Clare	WV	26408-7195	Mary V. Riley	3043262273	RileyJason55@gmail.com
LR 004756	Genos-East Cove Ave.	7	Ohio	Coin Op Vending Corp.	4	98 E Cove Ave Rear	Wheeling	98 E Cove Ave	Wheeling	WV	26003-5080	John R Prather	3042439095	brent@gumbysrocks.com
LR 004758	Kristi's	6	Mercer	Vast Vending, Inc.	2	170 Majestic Place	Bluefield	PO Box 5449	Princeton	WV	24740-5449	Kristi L Cline-White	3045895050	kristienterpriseLLC@yahoo.com
LR 005010	Pitty Pat	6	Preston	Wheeling Coin, LLC	3	33937 Veterans Memorial H	Terra Alta	1201 E State Ave	Terra Alta	WV	26764-1453	Charles Lewis	3047891075	cpenterprises@wirefire.com
LR 004765	Java Joe's Café	7	Wayne	Dustyn Enterprises, Inc.	2	1011 Oak St	Kenova	PO Box 861	Barboursville	WV	25504-0861	Robert H. Booten	3047813513	mbooten@gmail.com
LR 004759	Tobacco & More Express	7	Logan		2	619 Main Ave	West Logan	PO Box 1673	Logan	WV	25601-1673	Bridget White	3047522447	TobaccoMore1@yahoo.com
LR 004825	Venus Lounge #23	7	Raleigh		2	451 Dry Hill Rd	Beckley	PO Box 579	Bradley	WV	25818-0579	Mahesh V. Patel	3048948744	fastpoint@aol.com

LR 004770	The Vienna City Perk Café	7 Wood	Action Gaming, Inc.	1 1505 Grand Central Ave	Vienna	4544 Emerson Ave	Parkersburg	WV	26104-1214	Katelin Shriver	3048650850	metal_twt@yahoo.com
LR 005069	CD's Irish Pub Hot Spot	6 Ohio	Wheeling Coin, LLC	4 30 Junior Ave	Wheeling	45 Oak Drive Cir	Wheeling	WV	26003	Shawna L. McKeever	3046394245	rmckeever1@comcast.net
LR 004801	Jenny's Little Perk	6 Wood	Action Gaming, Inc.	1 811C Grand Central Ave	Vienna	4544 Emerson Ave	Parkersburg	WV	26104-1214	Katelin Shriver	3049161870	metal_twt@yahoo.com
LR 004777	TNT Café	7 Mason	A-1 Amusement	1 21577 Ohio River Rd	Mason	3011 Kathnor Lane	Pt. Pleasant	WV	25550	Thomas M. Mayes	3047735111	thomas_mayes2000@yahoo.com
LR 004785	Jeanie's	7 Upshur	Worldwide Gaming LLC	3 55 N Locust Ave	Buckhannon	23 Greenview Dr	Fairmont	WV	26554-1275	Cheir Satterfield	3044729710	cherisat@aol.com
LR 005162	Daisy Mae's	7 Wayne	A-1 Amusement	2 1950 Big Sandy Rd	Kenova	1705 Harris Hwy Ste 2	Washington	WV	26181-8715	Clayton Ullman	3044531046	ullman.clay@yahoo.com
LR 004789	Jersey's I	7 Boone		2 1199 Smoot Ave	Danville	PO Box 1675	Logan	WV	25601-1675	Bridget White	3043690856	cooke_sg@hotmail.com
LR 005297	Kathy's A	7 Wayne	Random World, Ltd.	2 2250 Chestnut St	Kenova	PO Box 526	Kenova	WV	25530-0526	Kathy McKeand	3044536400	daisydoo56@gmail.com
LR 004972	Caseys V Hot Spot	7 Harrison	S & B Gaming LLC	3 3499 Hood Ave	Worthington	PO Box 130	Enterprise	WV	26568-0130	Elizabeth S. Scudere	3045922750	elizabethscudere@yahoo.com
LR 005129	J & J Café	7 Marion	Jack's Amusement	4 1518 Locust Ave	Fairmont	1066 Rivershore Dr	Fairmont	WV	26554-8353	Michelle D Casalnuova	3043634310	michellecas3@yahoo.com
LR 005005	Sandy's	7 Kanawha	Derrick Video, LLC	1 216 7th Ave	S Charleston	216 7th Ave	So Charleston	WV	25303-1510	Cecil Dawson	3047200218	cecildawson6527@yahoo.com
LR 005298	Kathy's B	7 Wayne	Random World, Ltd.	2 2250 Rear Chestnut St	Kenova	PO Box 526	Kenova	WV	25530-0526	Kathy McKeand	3044531266	daisydoo56@gmail.com
LR 004994	Lisa's	7 Kanawha	Clay Music Company	1 200 35th St	Charleston	PO Box 396	Belle	WV	25015-0396	Harold R. Arbaugh	3049266411	MClay6222@Gmail.com
LR 005310	Miss Alice's 2	7 Raleigh	Shaffer Amusement Co. LLC	2 2036 Robert C Byrd Dr	Beckley	PO Box 521	Crab Orchard	WV	25827-0521	Connie D Spencer	3042536012	missalices1@yahoo.com
LR 005028	Two Rivers Café	7 Mason	A-1 Amusement	1 2601 Jackson Ave	Pt Pleasant	2601 Jackson Ave	Pt Pleasant	WV	25550-1615	Shelly D. Allensworth	3046754102	
LR 005552	Geno's-Dirogimio Drive MDSV	7 Marshall	Coin Op Vending Corp.	4 405 Lafayette Ave	Moundsville	98 E Cove Ave	Wheeling	WV	26003-5080	John R Prather	3048435303	brent@gumbysrocks.com
LR 005043	Geno's - NM RAX	7 Wetzel	Coin Op Vending Corp.	4 436 3rd St	New Martinsville	98 E Cove Ave	Wheeling	WV	26003-5080	John R Prather	3043984933	brent@gumbysrocks.com
LR 005175	Java Joe's Café	6 Cabell	Dustyn Enterprises, Inc.	2 7 Humane Way	Barboursville	PO Box 861	Barboursville	WV	25504-0861	Robert Booten	3047369694	mbooten@gmail.com
LR 004812	Curvy's Two	7 Wetzel	Action Gaming, Inc.	4 710 N State Route 2	New Martinsville	601 Wells St	Sistersville	WV	26175-1323	Patrick Morris	3043984939	sistersvilleiga@yahoo.com
LR 004813	Midway Café	7 Brooke		4 3750 Main St	Weirton	4125 Freedom Way	Weirton	WV	26062-5209	Geraldine S. Banketas	3042241642	gerrybank@comcast.net
LR 005132	Cooks Tobacco and More	7 Upshur	Clay Music Company	3 1 Island Ave	Buckhannon	PO Box 2018	Buckhannon	WV	26201-7018	James D Hinkle III	3044728008	sharon@wvsr.com
LR 005134	LA Rae's	7 Cabell	Southern Amusement Co.	2 3266 US RT 60 E	Huntington	PO Box 5663	Huntington	WV	25703-0663	Mary L Lyons	3045253112	
LR 005187	Jersey's II	7 Logan		2 89 2nd Ave	Logan	PO Box 1675	Logan	WV	25601-1675	Bridget White	3047520856	cooke_sg@hotmail.com
LR 005143	Tropics	7 Monongalia	Progressive Video Lottery	4 2500 Cranberry Square	Morgantown	2500 Cranberry Square	Morgantown	WV	26508-9200	Sarah D Burchfiel	3042915225	burchfielcm@gmail.com
LR 005147	Christine's Hot Spot 3	6 Harrison	Shaffer Amusement Co. LLC	3 1391 1/2 E Pike St	Clarksburg	1301 Corbin Branch Rd	Bridgeport	WV	26330-7563	Christine M McDonald	3046234272	hmc1207@yahoo.com
LR 005146	The Quick Pit Stop	6 Kanawha	Clay Music Company	1 1 Quick Rd	Elkview	22 Quick Rd	Elkview	WV	25071-7917	Jeffrey R Sheets	3049657555	cfsheets7@aol.com
LR 005151	CJ's Hot Spot	7 Nicholas	Shaffer Amusement Co. LLC	2 4167 Webster Rd	Summersville	PO Box 225	Summersville	WV	26651-0225	C Joe Winchester	3048726450	
LR 005221	Judy's Hot Spot	7 Mercer	Random World, Ltd.	2 280 Courthouse Rd	Princeton	PO Box 721	Bluefield	WV	24701-0721	Teresa Huffman	3044257999	starcatcher24740@yahoo.com
LR 005164	Coffee & Tanning Hot Spot II	7 Ohio	Wheeling Coin, LLC	4 1000 National Rd	Wheeling	2084 National Rd	Wheeling	WV	26003-5229	Joseph Tellitocci Jr	3042439071	GARY@GLESSNERCPA.COM
LR 005167	Katelin's Jurnee Hot Spot	6 Wetzel	Action Gaming, Inc.	4 167 North Ave	New Martinsville	167 North Ave	New Martinsville	WV	26155-1331	Katelin Shriver	3044550050	metal_twt@yahoo.com
LR 005186	Maria's Two	6 Kanawha		1 1007 Dunbar Ave	Dunbar	1007 Dunbar Ave	Dunbar	WV	25064-3122	Stephen G Callis	3047680221	gardnercallis@gmail.com
LR 005219	Robin's Spot	7 Raleigh	Warden Amusement Inc.	2 4257 Raleigh Mall	Beckley	158 Alpine Dr	Daniels	WV	25832-9112	Robin Buck	3042524740	robin25919@yahoo.com
LR 005204	Lulu's II	7 Mercer	Random World, Ltd.	2 9475 Big Laurel Hwy	Princeton	PO Box 721	Bluefield	WV	24701-0721	Teressa Huffman	3044252331	starcatcher24740@yahoo.com
LR 005272	Christine's Hot Spot Lounge #7	7 Harrison	Shaffer Amusement Co. LLC	3 Rt 50 W	Clarksburg	1301 Corbin Branch Rd	Bridgeport	WV	26330-9348	Christine M McDonald	3046778032	hmc1207@yahoo.com
LR 004802	Java Joe's Café	6 Cabell	Dustyn Enterprises, Inc.	2 945 Washington Ave	Huntington	PO Box 861	Barboursville	WV	25504-0861	Robert H. Booten	3047810077	mbooten@gmail.com
LR 004880	Ruby's	6 Greenbrier	Vast Vending, Inc.	2 425 Greenbrier Valley Mall Dr	Lewisburg	PO Box 789	Cool Ridge	WV	25825-0789	Kenneth Garrett	6813183592	klee25@yahoo.com
LR 005240	Ellenboro City Perk Café	7 Ritchie	Action Gaming, Inc.	1 109 S Main St	Ellenboro	4544 1/2 Emerson Ave	Parkersburg	WV	26104-1214	Katelin Shriver	3048694002	metal_twt@yahoo.com
LR 005242	Green Frog	7 Berkeley	Advanced Lottery Tech.	3 7113 Winchester Ave	Inwood	7113 Winchester Ave	Inwood	WV	25428-4214	Kevin W Duvall	3042292999	kevin.duvall@frontier.com
LR 005062	The New 19th Hole Bar	7 Ohio	Action Gaming, Inc.	4 780 National Rd	Wheeling	36 Garland Ave	Wheeling	WV	26003-1428	Angela M. Szalay	3042329464	szalay@comcast.net
LR 005072	Lakeview Café Hot Spot	7 Monongalia	Wheeling Coin, LLC	4 Two Bell Lane	Morgantown	2084 National Rd	Wheeling	WV	26003-5229	Jerry L. Kopyar	3045942872	jkopyar@sbcglobal.net
LR 005419	Big Dog Café & Hot Spot	6 Monongalia	Wheeling Coin, LLC	4 1426 Point Marion Rd	Morgantown	2084 National Rd	Wheeling	WV	26003-5229	Joe Tellitocci Jr	3045983585	ndrakos@glessnercpa.com
LR 005095	High Life Lounge	7 Lewis	Woodward Video LLC	3 125 Staunton Dr	Weston	PO Box 1350	Bridgeport	WV	26330-6350	Cindy Woodward	3042690107	cmw022c@aol.com
LR 005249	Christine's Hot Spot Lounge #6	7 Harrison	Shaffer Amusement Co. LLC	3 742 W Pike St	Clarksburg	1301 Corbin Branch Rd	Bridgeport	WV	26330-7563	Christine M McDonald	3046239700	hmc1207@yahoo.com
LR 005296	Miss Daisy's	7 Wayne	Random World, Ltd.	2 2025 Oak St	Kenova	PO Box 526	Kenova	WV	25530-0526	Kathy McKeand	3046900492	daisydoo56@gmail.com
LR 005307	Three Springs Café	7 Hancock	Action Gaming, Inc.	4 1600 Potomic Ave	Weirton	100 Lafayette Ave	Moundsville	WV	26041-1029	Katelin Shriver	3047236304	metal_twt@yahoo.com
LR 005361	Riverbend Bar & Grill	7 Berkeley	Advanced Lottery Tech.	3 3247 Vineyard Rd	Falling Waters	16 Morgan Ln	Berkeley Springs	WV	25411-3473	Christi L Walls	3042740117	christi_walls@yahoo.com
LR 005271	Gibby-Gabbs Hot Spot	7 Preston	Wheeling Coin, LLC	3 14096 N Preston Hwy	Bruceton Mills	1201 E State Ave	Terra Alta	WV	26764-1453	Charles R Lewis	3043794833	cpenterprises@wirefire.com
LR 005235	Becca Lynns Place 1	7 Wayne	A-1 Amusement	2 719 Oak St	Kenova	1705 Harris Hwy Ste 2	Washington	WV	26181-8715	Clayton H Ullman	3044533132	ullman.clay@yahoo.com
LR 005236	Becca Lynns Place 2	7 Wayne	A-1 Amusement	2 303 6th St W	Ceredo	1705 Harris Hwy Ste 2	Washington	WV	26181-8715	Clayton H Ullman	3044882544	ullman.clay@yahoo.com
LR 005301	Grade Road Station	7 Berkeley	J & J Amusement, LLC	3 8885 Williamsport Pike	Falling Waters	8885 Williamsport Pike	Falling Waters	WV	25419-7638	Joseph R Hemler Sr	3042743367	
LR 005256	Terry's Café	7 Boone	Random World, Ltd.	2 239 Raleigh St	Whitesville	4510 Clear Fork Rd	Artie	WV	25008-9507	Terry G Williams	3048543995	
LR 005273	Dove's Hot Spot	7 Randolph	Advanced Lottery Tech.	3 1950 Harrison Ave	Elkins	1950 Harrison Ave	Elkins	WV	26241-8508	Alan R Dove	3045914520	
LR 005278	Harrisville City Perk Hot Spot	6 Ritchie	Action Gaming, Inc.	1 906 E Main St	Harrisville	4544 Emerson Ave	Parkersburg	WV	26104-1214	Katelin Shriver	3047711167	metal_twt@yahoo.com
LR 005309	Shooting Star Café	7 Brooke	Action Gaming, Inc.	4 220 Archer Hill Rd	Follansbee	100 Lafayette Ave	Moundsville	WV	26041-1029	Katelin Shriver	3045273160	metal_twt@yahoo.com
LR 005311	Miss Alice's 3	7 Raleigh	Shaffer Amusement Co. LLC	2 2245 Ritter Dr	Daniels	PO Box 521	Crab Orchard	WV	25827-0521	Connie D Spencer	3042530613	missalices1@yahoo.com
LR 005308	Lafayette Café	7 Marshall	Action Gaming, Inc.	4 100 Lafayette Ave	Moundsville	100 Lafayette Ave	Moundsville	WV	26041-1029	Katelin S Shriver	3048435294	metal_twt@yahoo.com
LR 005295	Coney Island	7 Wayne	Random World, Ltd.	2 618 13th St	Kenova	PO Box 526	Kenova	WV	25530-0526	Kathy McKeand	3044536400	daisydoo56@gmail.com
LR 005315	Michelle's Hot Spot	7 Harrison	Jack's Amusement	3 400 Howard St	Shinnston	1066 Rivershore Dr	Fairmont	WV	26554-8353	Michelle D Casalnuova	3043713516	
LR 005346	Michelle's Hot Spot	7 Marion	Jack's Amusement	4 1833 Speedway Ave	Fairmont	1066 Rivershore Dr	Fairmont	WV	26554-8353	Michelle D Casalnuova	3043671906	michellecas3@yahoo.com
LR 005498	Geno's Old Wheeling Island Café	7 Ohio	Coin Op Vending Corp.	4 40 Zane St	Wheeling	98 E Cove Ave	Wheeling	WV	26003-5080	John R Prather	3049058047	jody@gumbysrocks.com
LR 005499	Casey's IV Hot Spot	7 Harrison	S & B Gaming LLC	3 2334 Philippi Pike	Clarksburg	PO Box 130	Enterprise	WV	26568-0130	Elizabeth S Scudere	3046284378	elizabethscudere@yahoo.com
LR 005630	Tanner's Tavern and Grill	6 Monongalia	Progressive Video Lottery	4 2045 Listravia Ave	Morgantown	2045 Listravia Ave	Morgantown	WV	26505-6321	Shelly Brett	3042929193	shellybrett.mbc@gmail.com

West Virginia Department of Agriculture

Kent A. Leonhardt, Commissioner
Joseph L. Hatton, Deputy Commissioner



November 8, 2017

Aaron Allred, Legislative Manager
WV Legislature Joint Committee on Government and Finance
State Capitol Building 1, Room E-128
1900 Kanawha Blvd., East
Charleston, WV 25305

Dear Mr. Allred:

RE: Department of Agriculture Grant Awards, FY 2016 and 2017

In response to your request dated November 6, 2017, the attached documentation is being submitted in preparation for the upcoming Joint Committee on Government and Finance Interim Committee meeting. As requested, detail has been provided on non-federal agency grant disbursements for State Fiscal Years 2016 and 2017, along with a map to show a graphical representation of the distribution of funds.

It is important to note that while the recipient locations have been identified on a map, many recipient activities carried out with agency funding are for the benefit of citizens in a large region or statewide for all of West Virginia.

Sincerely,

A handwritten signature in blue ink that reads "Norm Bailey".

Norm Bailey, Chief of Staff

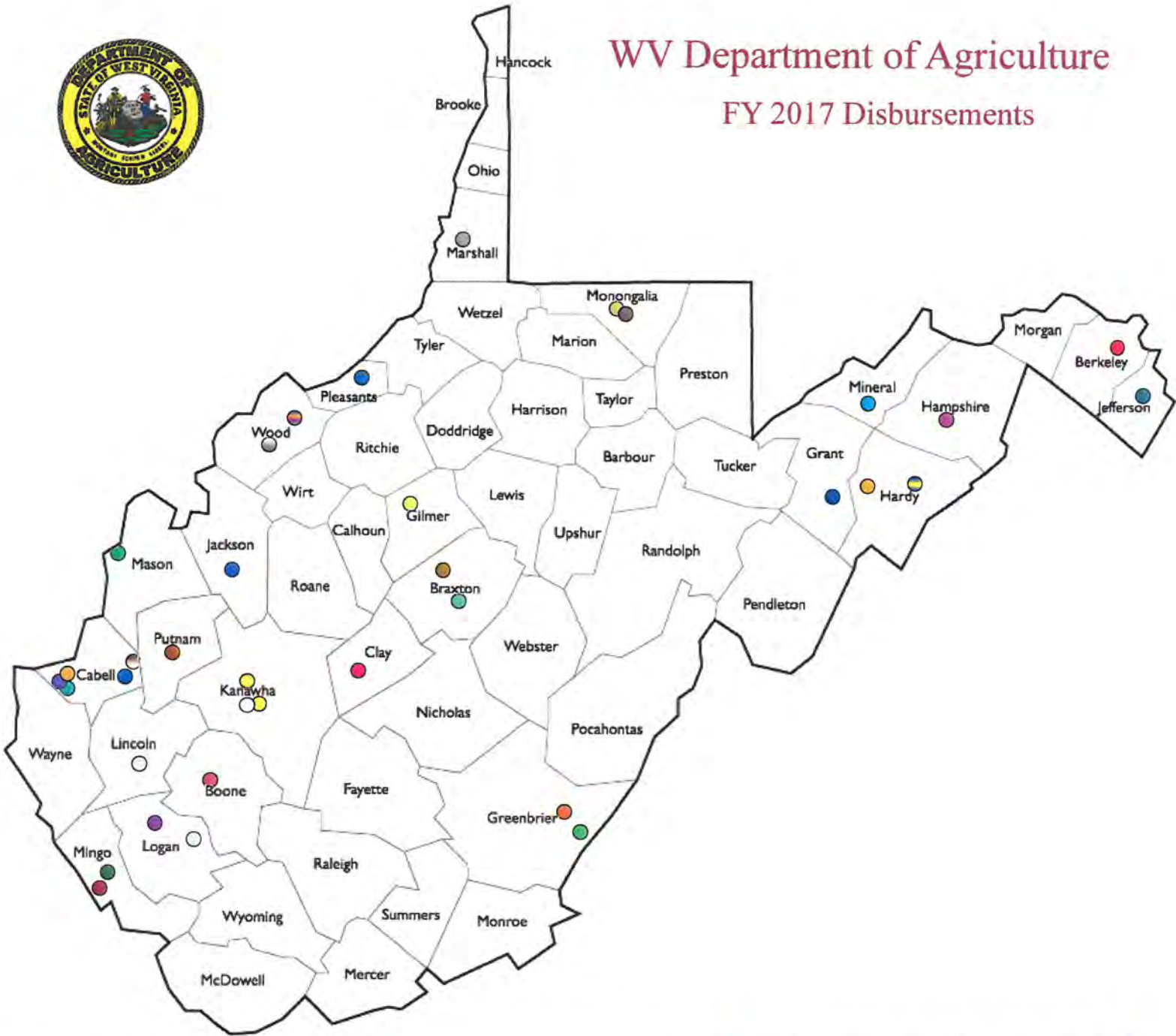
Attachments

C: Kent A. Leonhardt, Commissioner
Joseph Hatton, Deputy Commissioner
Brian Farkas, Executive Director, WV Conservation Agency



WV Department of Agriculture

FY 2017 Disbursements



- | | | |
|---------------------------------------|-------------------------------------|--|
| BERKELEY CO YOUTH FAIR ASSOCIATION ● | JEFFERSON CO FAIR ASSOCIATION INC ● | VIETNAM VETERANS OF AM CHAPTER 308 ● |
| CAPITOL MARKET INC ● | LINCOLN CO FAIR & FESTIVALS INC ○ | WOOD COUNTY FARM BUREAU ● |
| CENTRAL CITY MARKET CORP ● | LOGAN CO CHAMBER OF COMMERCE ○ | WV ASSOC OF FAIRS & FESTIVAL ● |
| CITY OF HUNTINGTON ● | MARSHALL CO BD OF EDUCATION ● | WV FFA ASSOCIATION ● |
| CLAY CO AGRICULTURAL YOUTH FAIR ● | MINERAL 4H FFA LVSTK ASSOCIATION ● | WV POULTRY ASSOCIATION ● |
| EARTH STEWARDS LAND CONSERVANCY ○ | MOUNTAINEER FOOD BANK INC ● | WV PUMPKIN FESTIVAL INC ● |
| FACING HUNGER FOODBANK INC ● | PEACH FESTIVAL COMMITTEE ● | WV PUREBRED SHEEP BREEDERS ASSOCIATION ● |
| GILMER ELEMENTARY ● | PLEASANTS CO COMMISSION ● | WV STATE FARM MUSEUM ● |
| GREENBRIER VALLEY CONSERVATION DIST ● | SOUTHERN WV HORSEMANS ASSOC ● | WVSU RESEARCH & DEVELOPMENT CORP ● |
| GUYAN CONSERVATION DISTRICT ● | STATE LIVESTOCK ROUNDUP INC ● | |
| HARDY COUNTY FARM BUREAU INC ● | TOWN OF KERMIT ● | |
| HOUSE OF HOPE INC ● | | |
| JACKSON CO COMMISSION ● | | |

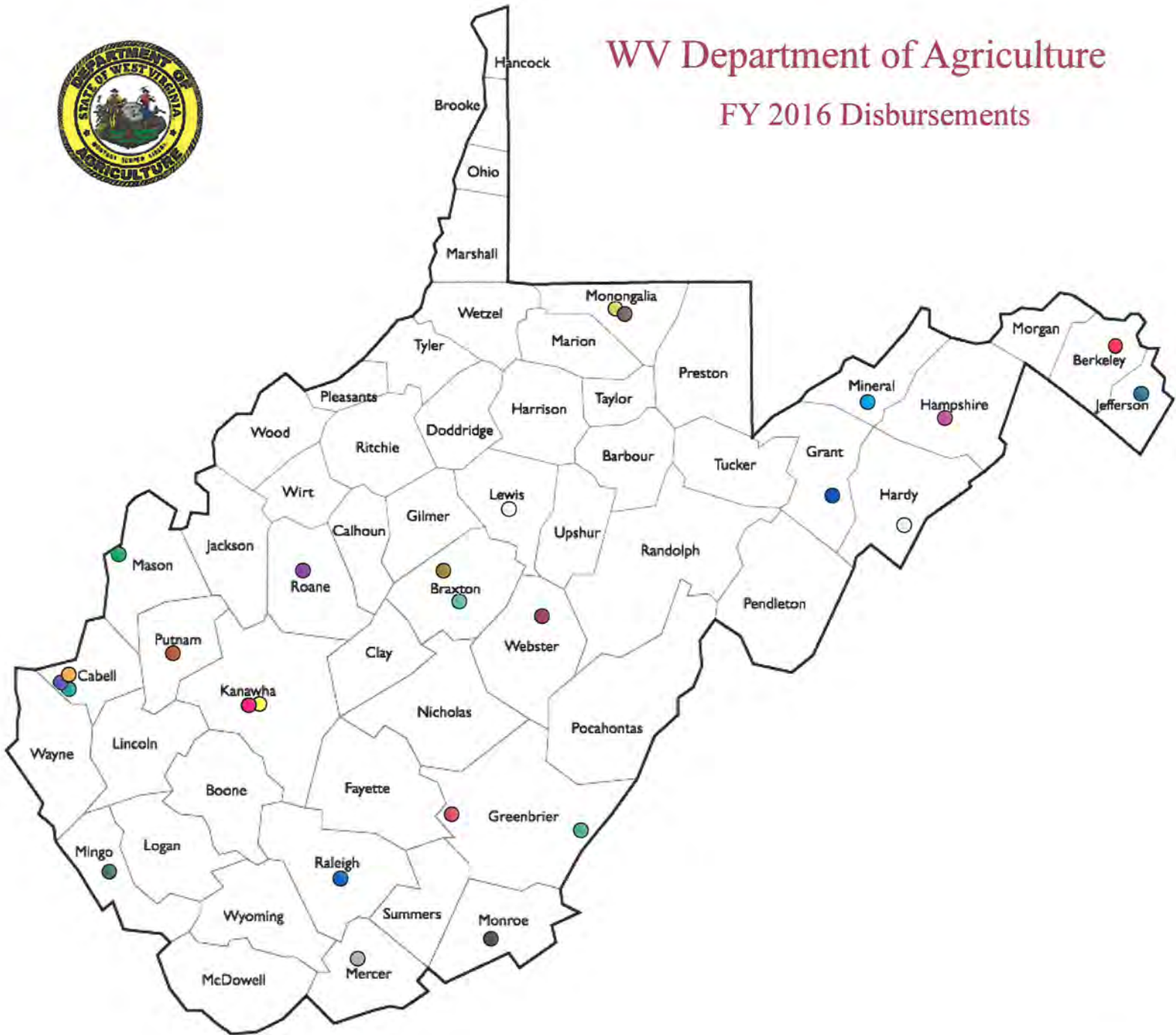
**WV Department of Agriculture
FY 2017 Disbursements**

FY	Vendor Code	Vendor Name	CITY	ZIP	Fund	Approp	Unit	Obj	Posting Amount	Description
I. 4-H/FFA Awards										
2017		Multiple Youth Recipients	STATEWIDE		0136	57700	8500	3257	6,399.00	Awards for youth 4-H/FFA activities from Commissioner's Awards Fund
II. Budget Bill Pass-Through										
2017	000000173466	CAPITOL MARKET INC	CHARLESTON	25301	0131	74600	8500	3256	71,429.00	FY16 Budget Bill dedicated appropriation (disbursed quarterly)
2017	000000209636	CENTRAL CITY MARKET CORP	HUNTINGTON	25773	0131	12800	8500	3256	37,142.00	FY16 Budget Bill dedicated appropriation (disbursed quarterly)
2017	000000204596	FACING HUNGER FOODBANK INC	HUNTINGTON	25701	0131	96900	8500	3256	36,273.20	FY16 Budget Bill dedicated appropriation (disbursed quarterly)
2017	000000185648	HOUSE OF HOPE INC	WILLIAMSON	25661	0131	96900	8500	3256	20,000.00	FY16 Budget Bill dedicated appropriation (disbursed annually)
2017	000000204097	MOUNTAINEER FOOD BANK INC	GASSAWAY	26624	0131	96900	8500	3256	69,726.80	FY16 Budget Bill dedicated appropriation (disbursed quarterly)
2017	000000191975	WV STATE FARM MUSEUM	PT PLEASANT	25550	0131	05500	8500	3256	87,759.00	FY16 Budget Bill dedicated appropriation (disbursed quarterly)
III. Other Agency Disbursements										
2017	000000158705	BERKELEY CO YOUTH FAIR ASSOCIATION INC	MATINSBURG	25402	0136	73700	8500	3257	1,000.00	Support of agricultural event from Commissioner's Awards Fund
2017	000000211572	CITY OF HUNTINGTON	HUNTINGTON	25717	1459	09900	8500	3256	37,900.00	Support of the agricultural marketing endeavors of the Wild Ramp
2017	000000207457	CLAY CO AGRICULTURAL YOUTH FAIR	CLAY	25043	0136	73700	8500	3257	2,500.00	Support of agricultural event from Commissioner's Awards Fund
2017	VC0000038865	GILMER ELEMENTARY	GLENVILLE	26351	1459	09900	8500	3257	4,000.00	Grant to support the installation of high tunnel at Gilmer Co. Elementary Sch
2017	000000212952	GREENBRIER VALLEY CONSERVATION DIST	LEWISBURG	24901	1412	13000	8500	3256	28,450.00	Support of the Green Bank Agriculture Demonstration Project
2017	000000212959	GUYAN CONSERVATION DISTRICT	HUNTINGTON	25701	1412	13000	8500	3256	12,420.00	Support of the Southern WV Agriculture Demonstration Project
2017	000000235097	HARDY COUNTY FARM BUREAU INC	MATHIAS	26812	0136	73700	8500	3257	500.00	Support of agricultural event from Commissioner's Awards Fund
2017	000000211955	JACKSON CO COMMISSION	RIPLEY	26271	0136	73700	8500	3257	4,000.00	Support of agricultural event from Commissioner's Awards Fund
2017	000000213121	JEFFERSON CO FAIR ASSOCIATION INC	CHARLES TOWN	25414	0136	73700	8500	3257	1,000.00	Support of agricultural event from Commissioner's Awards Fund
2017	000000186858	LINCOLN CO FAIR & FESTIVALS INC	HAMLIN	25523	0136	73700	8500	3257	10,000.00	Support of agricultural event from Commissioner's Awards Fund
2017	000000199867	LOGAN CO CHAMBER OF COMMERCE	LOGAN	25601	0136	73700	8500	3257	500.00	Support of agricultural event from Commissioner's Awards Fund
2017	000000212043	MARSHALL CO BD OF EDUCATION	MOUNDSVILLE	26041	0136	73700	8500	3257	5,000.00	Support of agricultural event from Commissioner's Awards Fund
2017	VC0000046897	MINERAL COUNTY 4H FFA LIVESTOCK ASSOCIATION	KEYSER	26726	0136	73700	8500	3257	1,000.00	Support of agricultural event from Commissioner's Awards Fund
2017	VC0000009207	PEACH FESTIVAL COMMITTEE	ROMNEY	26757	0136	73700	8500	3257	4,000.00	Support of agricultural event from Commissioner's Awards Fund
2017	000000212184	PLEASANT'S CO COMMISSION	ST MARYS	26170	0136	73700	8500	3257	1,729.00	Support of agricultural event from Commissioner's Awards Fund
2017	VC0000048916	SOUTHERN WV HORSEMAN'S ASSOC	HEWETT	25108	1459	09900	8500	3257	5,000.00	Support of agricultural event from Commissioner's Awards Fund
2017	000000213102	STATE LIVESTOCK ROUNDUP INC	MORGANTOWN	26506	0136	57700	8500	3257	4,499.92	Support of agricultural event from Commissioner's Awards Fund
2017	VS0000011046	THE EARTH STEWARDS LAND CONSERVANCY	CHARLESTON	25301	1401	13000	8500	3256	9,000.00	Support of VISTA position for post-mine land use project
2017	000000212886	TOWN OF KERMIT	KERMIT	25674	0136	73700	8500	3257	1,000.00	Support of agricultural event from Commissioner's Awards Fund
2017	000000205566	VIETNAM VETERANS OF AM CHAPTER 308	HENLAWSON	25624	0136	73700	8500	3257	700.00	Support of agricultural event from Commissioner's Awards Fund
2017	VC0000055885	WOOD COUNTY FARM BUREAU	WALKER	26180	1459	09900	8500	3257	500.00	Support of agricultural event from Commissioner's Awards Fund
2017	000000204946	WV ASSOC OF FAIRS & FESTIVAL	MINERAL WELLS	26150	1459	09900	8500	3257	3,000.00	Support of agricultural event from Commissioner's Awards Fund
2017	000000213272	WV FFA ASSOCIATION	CHARLESTON	25305	1459	09900	8500	3257	1,364.25	Support of agricultural event from Commissioner's Awards Fund
2017	000000213272	WV FFA ASSOCIATION	CHARLESTON	25305	0136	73700	8500	3257	835.75	Support of agricultural event from Commissioner's Awards Fund
2017	000000213272	WV FFA ASSOCIATION	CHARLESTON	25305	0136	57700	8500	3257	800.00	Support of agricultural event from Commissioner's Awards Fund
2017	000000213272	WV FFA ASSOCIATION	CHARLESTON	25305	1459	09900	8500	3257	2,500.00	Support of agricultural event from Commissioner's Awards Fund
2017	000000200669	WV POULTRY ASSOCIATION	MOOREFIELD	26836	0136	73700	8500	3257	485.25	Support of agricultural event from Commissioner's Awards Fund
2017	000000207575	WV PUMPKIN FESTIVAL INC	MILTON	25541	0136	73700	8500	3257	2,000.00	Support of agricultural event from Commissioner's Awards Fund
2017	VC0000029236	WV PUREBRED SHEEP BREEDERS ASSOCIATION	PETERSBURG	26847	0136	73700	8500	3257	2,800.00	Support of agricultural event from Commissioner's Awards Fund
2017	000000207392	WVSU RESEARCH & DEVELOPMENT CORP	MORGANTOWN	26506	1401	13000	8500	3256	15,000.00	Installment payment of WVSU Research Corp agricultural initiative project
2017	000000207392	WVSU RESEARCH & DEVELOPMENT CORP	MORGANTOWN	26506	1401	13000	8500	3256	15,000.00	Installment payment of WVSU Research Corp agricultural initiative project
									FY 2017 TOTAL	507,213.17



WV Department of Agriculture

FY 2016 Disbursements



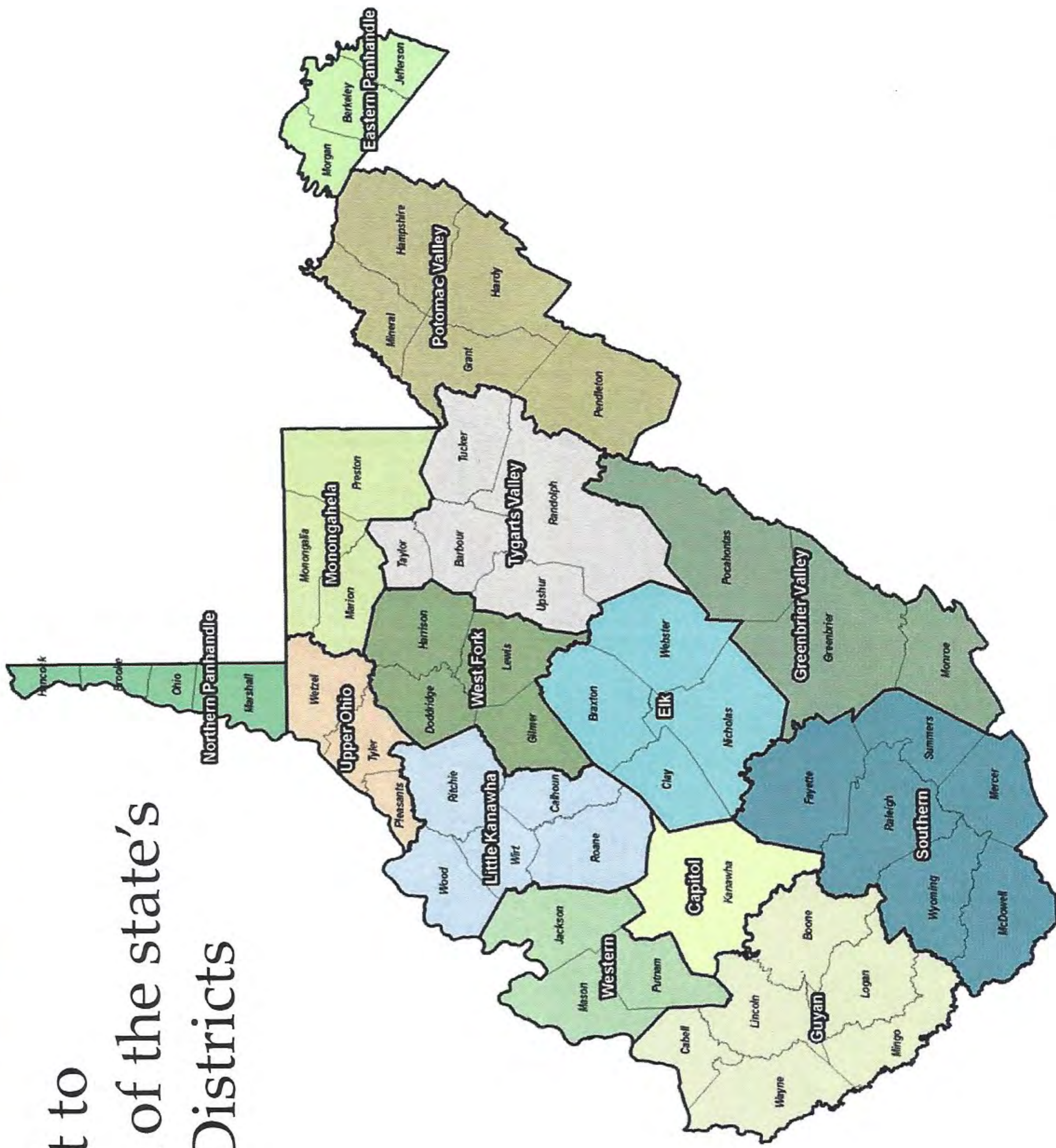
- | | | | | | |
|------------------------------------|---|---------------------------------|---|--|---|
| BERKELEY CO YOUTH FAIR ASSOCIATION | ● | MATHIAS RURITAN CLUB | ○ | STATE LIVESTOCK ROUNDUP INC | ● |
| CAPITOL MARKET INC | ● | MERCER CO FAIR INC | ● | WEBSTER CO WOODCHOPPING FESTIVAL INC | ● |
| CENTRAL CITY MARKET CORP | ● | MINERAL CO FARM BUREAU | ● | WV BLACK WALNUT FESTIVAL | ● |
| CITY OF HUNTINGTON | ● | MONROE CO ASSESSOR | ● | WV PUREBRED SHEEP BREEDERS ASSOCIATION | ● |
| FACING HUNGER FOODBANK INC | ● | MOUNTAINEER FOOD BANK INC | ● | WV STATE FARM MUSEUM | ● |
| FUND FOR THE ARTS | ● | NEW RIVER ... DVLPMNT AUTHORITY | ● | WVACD | ● |
| HOUSE OF HOPE INC | ● | PEACH FESTIVAL COMMITTEE | ● | WVSU RESEARCH & DEVELOPMENT CORP | ● |
| JEFFERSON CO FAIR ASSOCIATION INC | ● | RAINELLE MEDICAL CENTER INC | ● | WVU EXTENSION SERVICE | ● |
| JOHN L SPIKER "SHEEP EVENT" | ○ | RONCEVERTE RIVER FESTIVAL | ● | | |

WV Department of Agriculture
FY 2016 Disbursements

FY	Vendor Code	Vendor Name	CITY	ZIP	Fund	Approp	Unit	Obj	Posting Amount	Description
2016		Multiple Youth Recipients	STATEWIDE		0136	57700	8500	3258	7,450.00	Awards for youth 4-H/FFA activities from Commissioner's Awards Fund
II. Budget Bill Pass-Through										
2016	000000173466	CAPITOL MARKET INC	CHARLESTON	25301	0131	74600	8500	3256	80,986.00	FY16 Budget Bill dedicated appropriation (disbursed quarterly)
2016	000000209636	CENTRAL CITY MARKET CORP	HUNTINGTON	25773	0131	12800	8500	3256	42,112.00	FY16 Budget Bill dedicated appropriation (disbursed quarterly)
2016	000000204596	FACING HUNGER FOODBANK INC	HUNTINGTON	25701	0131	96900	8500	3256	41,148.00	FY16 Budget Bill dedicated appropriation (disbursed quarterly)
2016	000000185648	HOUSE OF HOPE INC	WILLIAMSON	25661	0131	96900	8500	3256	20,000.00	FY16 Budget Bill dedicated appropriation (disbursed annually)
2016	000000204097	MOUNTAINEER FOOD BANK INC	GASSAWAY	26624	0131	96900	8500	3256	78,852.00	FY16 Budget Bill dedicated appropriation (disbursed quarterly)
2016	000000191975	WV STATE FARM MUSEUM	PT PLEASANT	25550	0131	05500	8500	3256	59,500.00	FY16 Budget Bill dedicated appropriation (disbursed quarterly)
III. Other Agency Disbursements										
2016	000000158705	BERKELEY CO YOUTH FAIR ASSOCIATION INC	MARTINSBURG	25402	0136	73700	8500	3257	1,000.00	Support of agricultural event from Commissioner's Awards Fund
2016	000000211572	CITY OF HUNTINGTON	HUNTINGTON	25717	1405	09900	8500	3256	42,111.00	Support of the agricultural marketing endeavors of the Wild Ramp
2016	000000204228	FUND FOR THE ARTS	CHARLESTON	25301	1401	09900	8500	3257	1,351.76	Support of agricultural event from Commissioner's Awards Fund
2016	000000204228	FUND FOR THE ARTS	CHARLESTON	25301	0136	57700	8500	3257	148.24	Support of agricultural event from Commissioner's Awards Fund
2016	000000213121	JEFFERSON CO FAIR ASSOCIATION INC	CHARLES TOWN	25414	0136	73700	8500	3257	1,000.00	Support of agricultural event from Commissioner's Awards Fund
2016	VC0000006405	JOHN L SPIKER	JANE LEW	26378	0136	73700	8500	3258	187.50	Support of agricultural event from Commissioner's Awards Fund
2016	000000213256	MATHIAS RURITAN CLUB	MATHIAS	26812	0136	73700	8500	3257	1,000.00	Support of agricultural event from Commissioner's Awards Fund
2016	000000210421	MERCER CO FAIR INC	ATHENS	24712	0136	73700	8500	3257	2,000.00	Support of agricultural event from Commissioner's Awards Fund
2016	000000205546	MINERAL CO FARM BUREAU	KEYSER	26726	0136	73700	8500	3257	5,000.00	Support of agricultural event from Commissioner's Awards Fund
2016	000000212128	MONROE CO ASSESSOR	UNION	24983	0136	73700	8500	3257	5,000.00	Support of agricultural event from Commissioner's Awards Fund
2016	000000206312	NEW RIVER GORGE REGIONAL DEVELOPMENT AUTHORITY	BECKLEY	25801	1459	09900	8500	3256	50,000.00	Matching funds for USDA Rural Business Enterprise Grant for Southern WV Farm-to-Table
2016	VC00000009207	PEACH FESTIVAL COMMITTEE	ROMNEY	26757	0136	73700	8500	3257	4,000.00	Support of agricultural event from Commissioner's Awards Fund
2016	000000206389	RAINELLE MEDICAL CENTER INC	RAINELLE	25962	1459	09900	8500	3257	5,000.00	Grant for the installation of high tunnel to support Rainelle Elementary Sch
2016	000000211662	RONCEVERTE RIVER FESTIVAL	RONCEVERTE	24790	0136	73700	8500	3257	1,000.00	Support of agricultural event from Commissioner's Awards Fund
2016	000000213102	STATE LIVESTOCK ROUNDUP INC	MORGANTOWN	26506	0136	57700	8500	3257	4,499.51	Support of agricultural event from Commissioner's Awards Fund
2016	000000100609	WEBSTER CO WOODCHOPPING FESTIVAL INC	WEBSTER SPRINGS	26288	0136	57700	8500	3257	2,902.25	Support of agricultural event from Commissioner's Awards Fund
2016	000000100609	WEBSTER CO WOODCHOPPING FESTIVAL INC	WEBSTER SPRINGS	26288	0136	73700	8500	3257	2,097.75	Support of agricultural event from Commissioner's Awards Fund
2016	000000200896	WV BLACK WALNUT FESTIVAL	SPENCER	25276	0136	73700	8500	3257	3,300.00	Support of agricultural event from Commissioner's Awards Fund
2016	000000200696	WV BLACK WALNUT FESTIVAL	SPENCER	25276	0136	73700	8500	3257	5,164.75	Support of agricultural event from Commissioner's Awards Fund
2016	00000029236	WV PUREBRED SHEEP BREEDERS ASSOCIATION	PETERSBURG	26847	0136	73700	8500	3256	8,000.00	Support of agricultural event from Commissioner's Awards Fund
2016	000000209704	WVACD	SUTTON	26601	0136	73700	8500	3257	500.00	Support of agricultural event from Commissioner's Awards Fund
2016	000000207392	WVSU RESEARCH & DEVELOPMENT CORP	INSTITUTE	25112	1401	13000	8500	3256	15,000.00	Instalment payment of WVSU Research Corp agricultural initiative project
2016	000000207392	WVSU RESEARCH & DEVELOPMENT CORP	INSTITUTE	25112	1401	13000	8500	3256	15,000.00	Instalment payment of WVSU Research Corp agricultural initiative project
2016	000000212742	WVU EXTENSION SERVICE	MORGANTOWN	26506	0136	73700	8500	3257	2,500.00	Support of agricultural event from Commissioner's Awards Fund
									FY 2016 TOTAL	547,810.76

Conservation Districts

The funding went to
programs in each of the state's
14 Conservation Districts



WVCA

FY16 Grants Paid Out with Brief Description and Payee

PROGRAM DESCRIPTION	(see map for geographic location of payee)											AGENCY TOTAL			
	CCD	ECD	EPCD	GCD	GVCD	LKCD	MCD	NOCD	PVCD	SCD	TVCD		UOCD	WCD	WFCD
319			157,497.00		689,560.37				169,742.00	100,000.00			33,812.00		1,190,711.37
Ag ENHANCEMENT	12,000.00	50,000.00	120,000.00	28,000.00	93,000.00	64,000.00	28,000.00	63,000.00	138,200.00	98,000.00	65,000.00	27,000.00	149,500.00	77,000.00	1,012,700.00
DISTRICT SUPPORT	47,029.00	66,500.00	62,220.00	66,713.00	73,133.00	84,075.00	61,365.00	102,119.00	95,955.00	124,940.00	113,530.00	73,133.00	90,708.00	53,020.00	1,114,440.00
SPRP											222,000.00				222,000.00
ST RESTORATION					88,000.00										88,000.00
Total by District	59,029.00	116,500.00	379,717.00	94,713.00	943,793.37	148,075.00	89,365.00	165,119.00	403,897.00	322,940.00	400,530.00	100,133.00	274,020.00	130,020.00	3,627,851.37

WVCA

FY17 Grants Paid Out with Brief Description and Payee

PROGRAM DESCRIPTION	(see map for geographic location of payee)											AGENCY TOTAL			
	CCD	ECD	EPCD	GCD	GVCD	LKCD	MCD	NOCD	PVCD	SCD	TVCD		UOCD	WCD	WFCD
319			336,750.00	356,500.00				113,587.27				9,240.00			866,077.27
Ag ENHANCEMENT	100.00	81,000.00	26,000.00	121,000.00	100,000.00			78,000.00	142,000.00	74,000.00	22,000.00	18,333.33			662,433.33
DISTRICT SUPPORT					400,000.00										400,000.00
SPRP	87,427.00	45,430.00	62,220.00	73,133.00	92,633.00		95,486.00	95,955.00	101,190.00	38,969.00	19,000.00	68,884.00			780,327.00
ST RESTORATION	60,000.00	150,000.00													210,000.00
Total by District	197,527.00	276,430.00	424,970.00	550,633.00	192,633.00	400,000.00	95,486.00	287,542.27	243,190.00	112,969.00	41,000.00	96,457.33	0.00	0.00	5,291,837.60

WVCA
 Grants Paid Out in FY16 & FY17 to include description by Payee

(see map for locations of Payees)

Column Labels

Sum of AMOUNT	CCD	ECD	EPCD	GCD	GVCD	LKCD	MCD	NPCD	PVCD	SCD	TVCD	UOCD	WCD	WFCD	Grand Total
---------------	-----	-----	------	-----	------	------	-----	------	------	-----	------	------	-----	------	-------------

2016	319															
	319	BEAVER CREEK SEPTIC - STATE			20,000.00										20,000.00	
		319 HATCHERY WETLAND PHASE III - STATE			10,000.00										10,000.00	
		319 MEADOW RIVER - STATE			100,000.00										100,000.00	
		319 MORRIS BRANCH - STATE			100,000.00										100,000.00	
		319 SECOND CREEK KARST II - STATE			100,000.00										100,000.00	
		319 STATE ATHENS/LAUREL CREEK MONITORING								20,000.00					20,000.00	
		319 STATE PINEY CREEK RUNOFF AND EROSION								50,000.00					50,000.00	
		319 SWEET SPRINGS - STATE			25,000.00										25,000.00	
		319 SWELL CREEK - STATE			20,000.00										20,000.00	
		C BAY STATE LITTER TRANSFER STUDY							25,000.00						25,000.00	
		CHESAPEAKE BAY STATE MATCH BMPs							5,950.00						5,950.00	
		HOFFMAN AG BMP											33,812.00		33,812.00	
		MILLIGAN CREEK ANIMAL RELOCATION FACILITIES - STATE			150,000.00										150,000.00	
		NPS 1454 KNAPPS CREEK INCREMENTAL			14,060.37										14,060.37	
		NPS 1479 ATHENS/LAUREL CREEK													30,000.00	
		NPS 1570 MEADOW RIVER SEWELL CREEK SEPTICS			53,100.00										53,100.00	
		NPS1455 SECOND CREEK AG BMP IMP			20,500.00										20,500.00	
		NPS1479 BASE - CONTRACTOR DEMO			12,000.00										12,000.00	
		NPS1479 LITTER TRANSFER SUBSIDY							25,000.00						25,000.00	
		NPS1505 Milligan/Davis Spring II			55,000.00										55,000.00	
		NPS1513 CBAY BIOENGINEERING STREAM RESTORATION							2,492.00						2,492.00	
		NPS1536 ELKS RUN WATERSHED PHASE 2			68,200.00										68,200.00	
		NPS1555 C BAY COVER CROPS			120,000.00					70,000.00					190,000.00	
		NPS1555 C BAY EDUCATION & OUTREACH			3,000.00										3,000.00	
		NPS1555 C BAY POSTAGE & PRINTING			6,297.00										6,297.00	
		NPS1555 CBAY EDUCATION & OUTREACH							4,500.00						4,500.00	
		NPS1555 COVE CREEK			10,000.00										10,000.00	
		NPS1555 MCCAULEY CULVERT							5,000.00						5,000.00	
		NPS1555 REEDS CREEK C BAY							31,800.00						31,800.00	
		319 Total			689,660.37				169,742.00	100,000.00			33,812.00		1,190,711.37	
		AG Enhancement			197,497.00											
		Ag Enhancement Demonstration Project: Green Bean							8,200.00						8,200.00	
		Ag Enhancement Demonstration Project: Green Bean Equip							62,000.00						62,000.00	
		FY16 AgEP			12,000.00					64,000.00					880,000.00	
		FY17 Potato Program													62,500.00	
		AG Enhancement Total			12,000.00	50,000.00	120,000.00	28,000.00	28,000.00	64,000.00	64,000.00	28,000.00	28,000.00	65,000.00	1,012,700.00	
		DISTRICT SUPPORT														
		FY16 CD OPERATING GRANT			6,633.00										6,633.00	
		FY16 CD SUPERVISOR SUPPORT			21,395.00	34,233.00	29,953.00	41,079.00		34,233.00	34,233.00	34,233.00	34,233.00	27,386.00	548,295.00	
		FY16 OPERATING GRANT			25,634.00	32,267.00	25,634.00	25,634.00		38,900.00	38,900.00	38,900.00	38,900.00	25,634.00	471,637.00	
		FY16 RC&D								17,575.00	17,575.00	17,575.00	17,575.00		87,875.00	
		DISTRICT SUPPORT Total			47,029.00	66,500.00	62,220.00	66,713.00		84,075.00	84,075.00	113,530.00	73,133.00	90,708.00	1,114,440.00	
		SPRP														
		ELK WATER FORK LITIGATION													222,000.00	
		S FORK OF CHERRY RIVER													88,000.00	
		SPRP Total													310,000.00	
		2016 Total			59,029.00	116,500.00	379,717.00	94,713.00	89,365.00	165,119.00	403,897.00	322,940.00	100,133.00	274,020.00	130,020.00	3,627,851.37
		2017														
		319													28,000.00	
		319 NPS 1523 BASE 15 ANTHONY CREEK II													28,000.00	

Row Labels	CCD	ECD	EPCD	GCD	GVCD	LKCD	MCD	NPCD	PVCD	SCD	TVCD	UOCD	WCD	WFCD	Grand Total
319 STATE - 13 MILE CREEK MONITORING													9,240.00		9,240.00
NPS 1452 FY13/BASE MILLIGAN CREEK BMPs					12,000.00										12,000.00
NPS 1571 SNAKE RUN OF MUDDY CREEK					150,000.00										150,000.00
NPS 1572 CHESAPEAKE BAY OUTREACH			4,300.00												4,300.00
NPS 1572 FY16 CHESAPEAKE BAY			120,000.00						113,587.27						233,587.27
NPS 1572 SLEEPY CREEK			31,000.00												31,000.00
NPS 1588 BACK CREEK PROTECTION			136,450.00												136,450.00
NPS 1601 BACK CREEK POROUS PAVERS			20,000.00												20,000.00
NPS 1602 ANTHONY7 CREEK I					20,000.00										20,000.00
NPS 1614 POTTS CREEK OBJECTIVE 32.10					35,000.00										35,000.00
NPS 1619 CRG BROWNS CREEK SEPTIC PROJECT	50,000.00														50,000.00
NPS 1624 FY17 C Bay			25,000.00												25,000.00
NPS1523 FY15 BASE MILLIGAN					11,500.00										11,500.00
NPS1587 SECOND CREEK KARST II					100,000.00										100,000.00
319 Total	50,000.00		336,750.00		356,500.00				113,587.27				9,240.00		866,077.27
AG Enhancement															
AgEnhancement - Emergency	100.00														100.00
FY17 AgEP		66,000.00	26,000.00		121,000.00	100,000.00			53,000.00	142,000.00	74,000.00	22,000.00			604,000.00
FY17 AgEP GREEN BEAM DEMONSTRATION									25,000.00						25,000.00
FY17 Potato Program		15,000.00													15,000.00
POTATO DEMONSTRATION PROJECT													18,333.33		18,333.33
AG Enhancement Total	100.00	81,000.00	26,000.00		121,000.00	100,000.00			78,000.00	142,000.00	74,000.00	22,000.00	18,333.33		662,433.33
Dam Rehab															
UPPER DECKERS DAM REHABILITATION							400,000.00								400,000.00
Dam Rehab Total							400,000.00								400,000.00
DISTRICT SUPPORT															
FY17 CD OPERATING GRANT	38,900.00	6,633.00	32,267.00		38,900.00	32,267.00		32,267.00	38,900.00	32,266.00	19,000.00	19,000.00	25,634.00		316,034.00
FY17 CD SUPERVISOR SUPPORT	28,527.00	38,797.00	29,953.00		34,233.00	42,791.00		45,644.00	57,055.00	51,349.00	19,969.00	19,969.00	25,675.00		373,993.00
FY17 RC&D						17,575.00		17,575.00		17,575.00			17,575.00		70,300.00
SOIL TUNNEL TRAILER	20,000.00														20,000.00
DISTRICT SUPPORT Total	87,427.00	45,430.00	62,220.00		73,133.00	92,633.00		95,486.00	95,955.00	101,190.00	38,969.00	19,000.00	68,884.00		780,327.00
SPRP															
DEP COAL RIVER MAINSTEM	60,000.00														60,000.00
DEP Grant Buffalo Creek of Clay County		150,000.00													150,000.00
SPRP Total	60,000.00	150,000.00													210,000.00
2017 Total	197,527.00	276,430.00	424,970.00		550,633.00	192,633.00	400,000.00	95,486.00	287,542.27	243,190.00	112,969.00	41,000.00	96,457.33		2,918,837.60
Grand Total	256,556.00	392,930.00	804,687.00	94,713.00	1,494,426.37	340,708.00	489,365.00	260,605.00	691,439.27	566,130.00	513,499.00	141,133.00	370,477.33	130,020.00	6,546,688.97