

WV Division of Corrections



Parkersburg Correctional Center, Opened August 29, 2012

Annual Report: 2013



Salem Correctional Center, Opened October 7, 2013

Earl Ray Tomblin, Governor
Joseph C. Thornton, Secretary of DMAPS
Jim Rubenstein, Commissioner, WVDOC



*STATE OF WEST VIRGINIA
DEPARTMENT OF MILITARY AFFAIRS & PUBLIC SAFETY
DIVISION OF CORRECTIONS*



*EARL RAY TOMBLIN
GOVERNOR*

*JIM RUBENSTEIN
COMMISSIONER*

*JOSEPH C. THORNTON
SECRETARY*

OFFICE OF THE COMMISSIONER
1409 Greenbrier St.
CHARLESTON, WV 25311
(304) 558-2036 Telephone - (304) 558-5934 Fax

December 2013

Honorable Earl Ray Tomblin
Governor of West Virginia

Capitol Building
1900 Kanawha Blvd., East
Charleston, WV 25305

Dear Governor Tomblin,

In accordance with Chapter § 5-1-20 of the West Virginia Code, the Division of Corrections respectfully submits its annual report for the fiscal year 2012-2013.

We hope that this report will serve to illustrate the Division's progress during the year, as well as provide a valuable reference source for DOC statistics and information.

Sincerely,

A handwritten signature in blue ink, appearing to read "Jim Rubenstein".

Jim Rubenstein
Commissioner



Jim Rubenstein
Commissioner

Jim Ielapi
Deputy Commissioner

Jan Chamberlain
Assistant Commissioner

Mike Coleman
Assistant Commissioner



Table of Contents

Overview	3
Message From the Secretary of Military Affairs and Public Safety	4
Message From the Commissioner of the Division of Corrections	5
Vision, Mission, Core Values, Guiding Principles, Goals, & FY13 Accomplishments	6-9
DOC Institution Locations	10
Organizational Chart	11
American Correctional Association	12
WVDOC Employees of the Year	13
Office of The Commissioner	14
Commissioner and Deputy Commissioner Biographies	14
Assistant Commissioner Biography & Legislative Issues/Executive Assistant	15
Directors	16
Academy	16
Administration/Fiscal	16
Classification	17
Correctional Industries	17
Hearing Examiner	18
Investigations	18
Human Resources	19
Legal Services	19
Medical Services	20
Parole Services	20
Programs	21
Records/Interstate Compact	21
Research and Technology	22
Safety & Loss	22
Security	23
Construction	24-25
Harvest Now Project	26
WVDOC Employees on the Job	27
Correctional Institutions	28
Anthony Correctional Center	28
Beckley Correctional Center	29
Charleston Work/Study Release Center	30
Denmar Correctional Center	31
Huntington Work/Study Release Center	32
Huttonsville Correctional Center/Huttonsville Work Camp	33
Lakin Correctional Center	34
Martinsburg Correctional Center	35
McDowell County Correctional Center	36
Mount Olive Correctional Complex & Slayton Work Camp	37
Northern Correctional Center	38
Ohio County Correctional Center	39
Parkersburg Correctional Center	40
Pruntytown Correctional Center	41
Salem Correctional Center	42
St. Mary's Correctional Center	43
Research & Statistics	44
WV Counties Commitment Growth	44-57
Training Statistics	58
Fiscal & Budget	58-59
Institutional Statistics	60-71
Parole Services Statistics	72-73
Mock Riot/Retirements	74-76
Inmate and Staff Focus	77-79
Phone/Address Directory	80-81
Tables & Charts Index	82
In Memory and Acknowledgments	83

Message from the Secretary of MAPS



The latest Annual Report of the Division of Corrections heralds the start of a bold and far-reaching campaign to enhance public safety and improve criminal justice in West Virginia. Senate Bill 371, proposed by Governor Earl Ray Tomblin and passed by the Legislature in April 2013, promises to confront severe inmate overpopulation issues while embracing the division's core mission of protecting the public.

Commissioner Jim Rubenstein and DOC staff continue to show their dedication to this cause throughout the Justice Reinvestment Initiative process, undertaken this past year with the aid of the Justice Center at the Council of State Governments. They continue dedicating themselves to ensuring that the measures enacted this year succeed.

This data-driven approach is poised to reduce corrections spending and redirect a portion of the resulting savings to benefit public safety. With its public safety and criminal justice partners, the division has already begun to implement a diagnostic and classification program, develop a cognitive behavioral program and prepare for the enhanced supervision services that aim to steer offenders away from recidivism.

As they have throughout the eight years I have worked alongside them, Commissioner Rubenstein and the division remain committed to protecting the safety of staff, inmates and the general public. Reducing inmate crowding will prove a long-term process, and staff recruitment and retention remain a concern. The DOC's leadership is undaunted as it confronts these challenges.

Like many other public safety professions, corrections is an around-the-clock duty. This report reflects the ongoing devotion of the division and the Department of Military Affairs and Public Safety to that task. As always, the attitude, conduct and dedication of the division's staff continues to make a crucial difference, as does their loyalty to the West Virginia communities in which they live and serve.

As Cabinet Secretary, I proudly support and assist the division in its mission for West Virginia and its people.

Joseph C. Thornton, Cabinet Secretary
West Virginia Department of Military Affairs and Public Safety

Message from the Commissioner



It has been said that “You’re only as good as the company you keep”. This past fiscal year, our company (over 1900 individuals) worked together to keep the WVDOC, on track as being one of the best correctional systems in the country! We continue to follow our mission of enhancing public safety by providing safe, secure, humane correctional facilities, operating an effective system of offender reentry and community supervision, reducing offender recidivism, and assisting victims of crime.

According to the US Department of Justice, Bureau of Justice Statistics Study, between 2000 and 2010 West Virginia had the fastest growing prison population in the nation and was ranked 5th in the nation in the percent of jurisdictional inmates housed in local jails (24.6%).

In 2012, the Council of State Governments (CSG) Justice Center, after conducting a long term study on WVDOC prison overcrowding, issued a report summarizing its findings and included the following 3 objectives: 1) strengthen community supervision, 2) improve accountability and 3) reduce the use of controlled substances. Early in 2013, SB371 was passed by the WV State Legislature in an effort to improve public safety while addressing the overcrowding and substance abuse problems in the state. We are in the beginning phases of implementing this new law, but highly anticipate seeing the positive results in the not so distant future.

Some of the significant accomplishments for FY 2013 include:

- Parkersburg Correctional Center opened and currently houses 100 work release inmates, as well as 30 residential substance abuse treatment inmates
- Purchased property for the re-location of the Charleston Work Release Center that will allow it to expand to 120 beds and will include a female residential substance abuse treatment unit
- The re-purposing of the Industrial Home for Youth from housing juveniles, to housing 388 minimum to medium security adult males at the Salem Correctional Center
- Worked on development and implementation of the new Offender Information System “OIS”, which will make it possible to share data more effectively with WVDOC, WV Regional Jail and Correctional Facility Authority and WV Juvenile Services

I am once again very proud and honored to be a part of this productive team and to present this FY 2013 Annual Report, from the WV Division of Corrections showcasing various facets of our agency, by providing informational data and statistics of our facilities and offender population. In an effort to be a progressive and innovative operation in the corrections field, we will continue to provide reliable and useful information to assist in future policy making, planning and operational decisions.

Copies of this and previous annual reports can be viewed on the WVDOC website at: www.wvdoc.com

Jim Rubenstein, Commissioner
West Virginia Division of Corrections

Vision, Mission, Core Values



The Vision of the West Virginia Division of Corrections is to be recognized as an innovative leader in providing quality correctional services.



The mission of the West Virginia Division of Corrections is to enhance public safety by providing safe, secure, and humane correctional facilities, operating an effective system of offender re-entry and community supervision, reducing offender recidivism, and assisting victims of crime.



- * Public Safety
- * Integrity
- * Fairness
- * Commitment
- * Professionalism

Guiding Principles



- Our highest priority is the protection of the public, staff, and offenders through the highest degree of professional performance at all times.
- Our integrity is above reproach, as we are accountable to the public, staff, and offenders alike.
- We correct offender behavior first and foremost by modeling appropriate behavior.
- We provide and encourage staff to seek out opportunities that develop or enhance professional knowledge, skills, and abilities.
- We treat all employees, the public, and offenders with fairness, honesty, consideration, and dignity while recognizing diversity.
- We empower our employees to effectively perform their duties to the best of their abilities through training, trust, and teamwork.
- We take pride in maintaining the quality of our organization through performance, appearance, and education.
- We embrace professional service over personal desire and provide correctional services, as appropriate, which will positively affect offender management and reentry.
- We are sensitive to the needs of crime victims and their families and aid them in personal empowerment.
- We exhibit the highest degree of ethical behavior, professional excellence, quality, and competence in all that we do.
- We resolve all situations, in which the course of action is in doubt, by erring on the side of security and public safety.

WVDOC Strategic Plan: 2013-2015

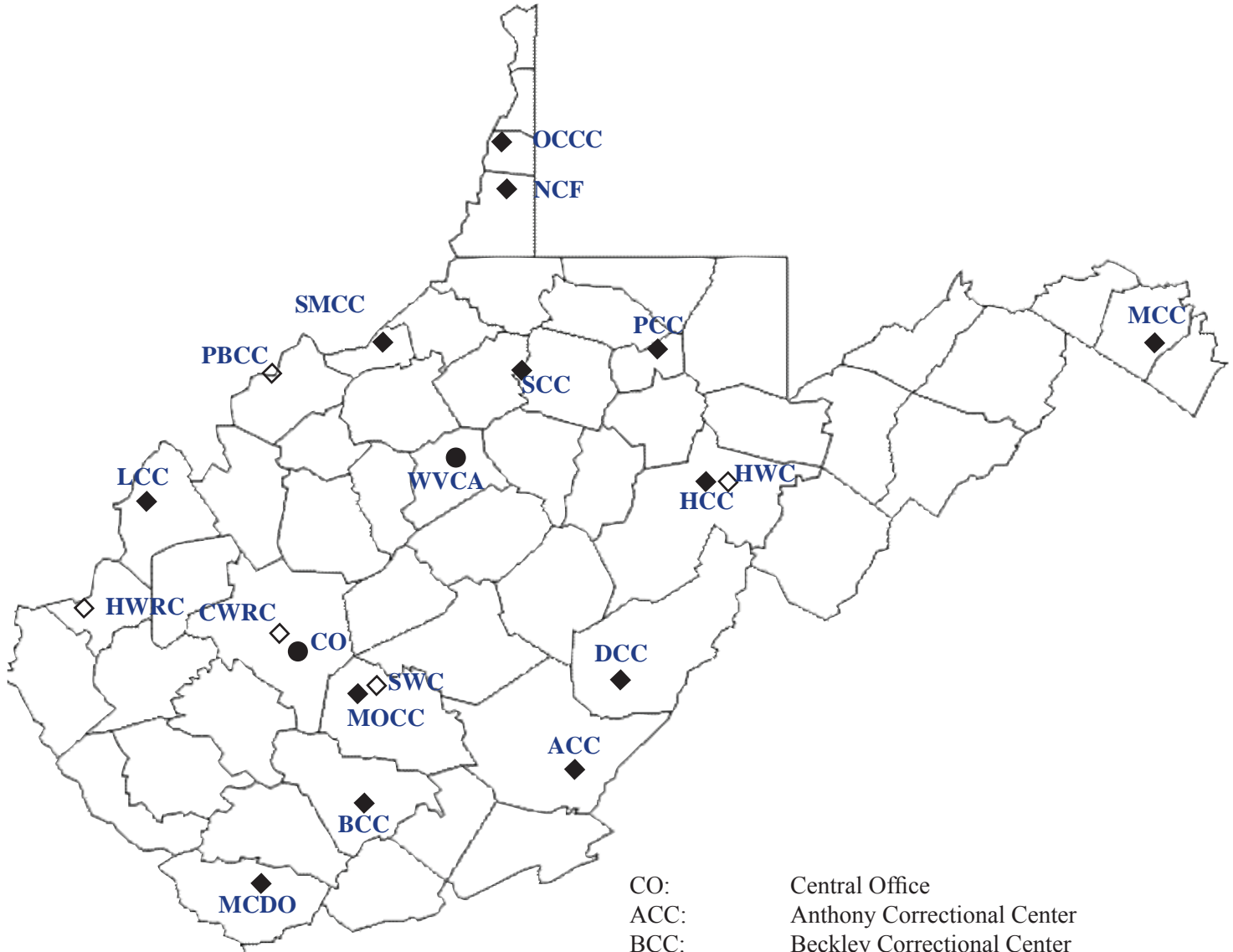


- Overcrowding - The first strategic goal of the agency will be to perform a series of initiatives designed to mitigate the drastic and persistent increases in the population of prisoners sentenced to WVDOC custody.
- Budget - The second strategic goal of the agency is to enhance budgetary procedures, including planning, forecasting, preventive maintenance, and auditing. In addition, this goal includes efforts to identify methods for long term cost savings and revenue generation.
- Information Technology - The third strategic goal of the agency is to improve information technology services, programs, and tools to promote better communications, access to data/information, and work efficiencies.
- Human Resources - The fourth strategic goal of the agency is to improve the recruitment and retention of qualified and experienced correctional employees, while continuing to make the WVDOC a better place to work and build a career.
- Correctional Industries - The fifth strategic goal of the agency is to foster innovative strategies in correctional industries to become more financially successful while further enhancing inmate work opportunities.

Major Accomplishments

- The WVDOC celebrated the opening of Parkersburg Correctional Center on August 6, 2012. The facility houses 130 male minimum security work release inmates.
- The total number of Community Service Hours for FY 2013 was 555,311.25.
- Several WVDOC facilities participated in the “Harvest Now Project” and have harvested over 12,000 pounds of produce donated to those less fortunate in local communities.
- Parole Services collected over \$1.0 million in fees to help offset supervision costs, therefore decreasing taxpayer dollars budgeted for this area.
- Electronic monitoring fee collections totaled over \$243,000; the money collected off of this fee helps to offset the costs of providing services to those offenders who are indigent or unable to pay.
- The WVDOC sponsored the 17th Annual Mock Prison Riot, held at the old State Penitentiary in Moundsville, WV from May 5-8, 2013. Nearly 800 law enforcement and correctional officers from around the world participated in this event that offered training in the most realistic “riot” conditions and showcased cutting edge technologies.
- The Crime Victims Awareness Committee for the WVDOC selected Lakin Correctional Center and Parkersburg Correctional Center as the Commissioner’s Victims Services Award recipients for the work their facilities did in 2012 in raising awareness for victims of crime.
- Ohio Correctional Center celebrated Officer Chad Richmond as WVDOC Employee of the Year.
- MOCC Warden David Ballard was presented a Corrections Achievement Medal honoring him for commendable service in 2013, for turning a potential crisis situation (escape attempt) into a learning opportunity for everyone.
- The Offender Information Management “OIS” Project continued in FY2013. When implemented, it will allow the WVDOC, WV Regional Jail and Correctional Authority and WV Division of Juvenile Services enhance data sharing capabilities.
- In October 2012, WVDOC hosted the International Association of Correctional Training Personnel (IACTP) Conference in Charleston, WV. The WVDOC Facility Character Profile Team received an Innovative Approaches Award of Excellence during the conference.

WVDOC Institution Locations



LEGEND:

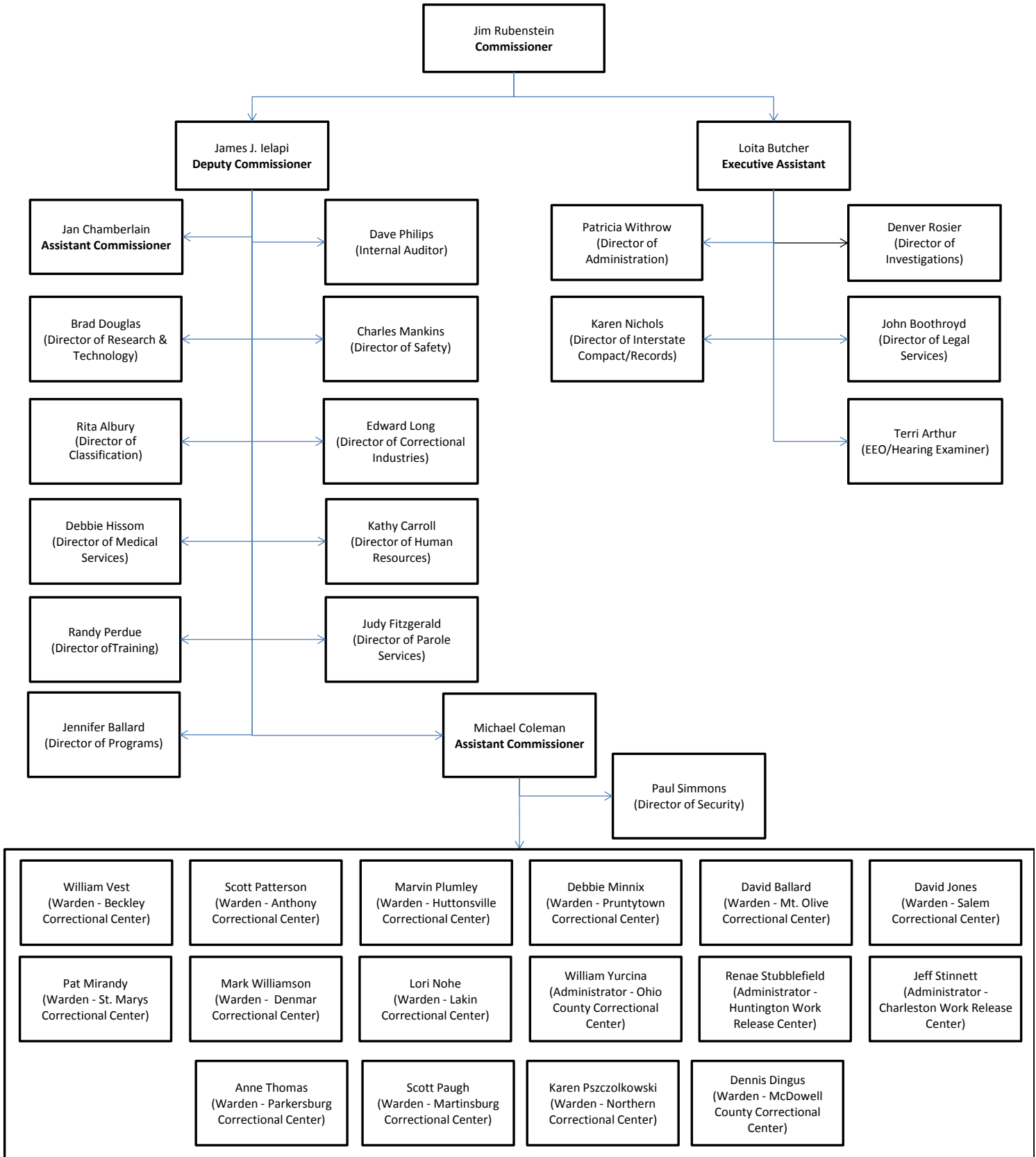
- ◆ Correctional Institution
- ◇ Work/Study Release Center / Work Camp
- Other Offices or Buildings

- CO: Central Office
- ACC: Anthony Correctional Center
- BCC: Beckley Correctional Center
- CWRC: Charleston Work/Study Release Center
- DCC: Denmark Correctional Center
- HWRC: Huntington Work/Study Release Center
- HCC: Huttonsville Correctional Center
- HWC: Huttonsville Work Camp
- LCC: Lakin Correctional Center
- MCC: Martinsburg Correctional Center
- MCDO: McDowell County Correctional Center
- MOCC: Mount Olive Correctional Complex
- NCF: Northern Correctional Facility
- OCCC: Ohio County Correctional Center
- PBCC: Parkersburg Correctional Center
- PCC: Pruntytown Correctional Center
- SMCC: St. Marys Correctional Center
- SCC: Salem Correctional Center
- SWC: Slayton Work Camp
- WVCA: West Virginia Corrections Academy

Organizational Chart

West Virginia Division of Corrections

Organizational Chart - November 2013



American Correctional Association

The American Correctional Association (ACA) is a private, nonprofit organization that provides the only national accreditation process for adult and juvenile corrections. The ACA's purpose is to promote improvement in the management of correctional agencies through the administration of a voluntary accreditation process and the continued development and revision of relevant, useful standards.

The accreditation process started in 1978, and it involves about 80 percent of all state departments of corrections and youth services as active participants. In addition, programs and facilities operated by the Federal Bureau of Prisons, the U.S. Parole Commission, and the District of Columbia are also involved in the accreditation process. The accreditation process offers these agencies the chance to evaluate their operations against national standards, remedy deficiencies, and upgrade the quality of correctional programs and services.

During the past fiscal year, the following WVDOC correctional institutions underwent successful ACA re-accreditation audits: St. Marys Correctional Center, Pruntytown Correctional Center, Anthony Correctional Center, Martinsburg Correctional Center, Denmark Correctional Center and Lakin Correctional Center. While numerous WVDOC employees participated in the successful re-accreditation of these WVDOC correctional centers in the past fiscal year, there are some individuals who deserve special mention for their contribution to this endeavor:

Ed Littell, Sanitation and Safety Officer, Northern Correctional Center
Kimberly Wiley, ACA Accreditation Manager, Anthony Correctional Center
Richard Wendt, ACA Accreditation Manager, Northern Correctional Center
Debbie Croft, ACA Accreditation Manager, Ohio County Correctional Center
Shelby Searls, ACA Accreditation Manager, Lakin Correctional Center
Stephen Duncan, Fire and Safety Officer, Lakin Correctional Center
Marcus Mullenax, ACA Accreditation Manager, Pruntytown Correctional Center
Sarah Swearingen, ACA Accreditation Manager, Martinsburg Correctional Center
David Peacock, ACA Accreditation Manager, Denmark Correctional Center
David Stemple, ACA Accreditation Manager, WV Corrections Academy
Timothy Coffman, Fire Safety Officer, Anthony Correctional Center
Chuck Gore, Armory Officer, Anthony Correctional Center
Mary Childers, Assistant Compliance Officer, Anthony Correctional Center
Melinda Zirbs, Assistant Compliance Officer, Huttonsville Correctional Center
Randall Jaggie-Moore, Fire Safety Officer, Pruntytown Correctional Center
Debbie Fincham, ACA Accreditation Manager, Huttonsville Correctional Center
Richard Himelrick, Fire and Safety Officer, Huttonsville Correctional Center
Rebecca J. Farr, ACA Accreditation Manager, St. Mary's Correctional Center
Jan Chamberlain, Assistant Commissioner

These individuals, along with the WVDOC Accreditation Manager, traveled to various DOC Correctional Centers performing Mock Audits, (file reviews and tours) in order to assist their sister correctional centers to achieve ACA Accreditation, are to be commended for their efforts. In addition in November 2012, the WVDOC Correctional Training Academy underwent a very successful initial ACA accreditation audit. (100% for mandatory and 100% for non-mandatory standards) The following individuals are to be commended for their excellent work in this endeavor:

Ed Littell, Sanitation and Safety Officer, Northern Correctional Center
Richard Wendt, ACA Accreditation Manager, Northern Correctional Center
Shelby Searls, ACA Accreditation Manager, Lakin Correctional Center
Stephen Duncan, Fire and Safety Officer, Lakin Correctional Center
Nathan Ball, AWO, Lakin Correctional Center

Cpl. Randy Perdue, ACA Accreditation Manager David Stemple, and the remaining DOC Academy Staff are to be congratulated for their excellent contributions and work in bringing about accreditation for the WVDOC Correctional Academy.

Employees of the Year...



The WVDOC Employee of the Year Ceremony was held Friday, May 17, 2013, at the WV DMAPS Professional Development Center in Glenville, WV. This event is held annually honoring individuals within the DOC who have been selected by their facility as going “above & beyond” in their respective duties. Chad Richmond, Correctional Officer from the Ohio County Correctional Center was selected as the division-wide Employee of the Year. Congratulations to Chad and to all of the selections from facilities/departments throughout the division.

Chad Richmond, OCCC



Dave Stemple, Academy



Robert Cox, ACC



Richard Hodges, BCC



Steve Roberts, CO



Byran Lanham, CERT



Lester Thompson, CNT



Rachel Elliott, CWRC



Aaron Cutlip, DCC



David Stallard, Hearing Officer



Tom Harlan, HCC



Nicki Gum, Investigator



Jason Lawson, HWRC



Charlie George, Industries



Wesley Williams, K-9



Sherry Thomas, LCC



Nathan Kibler, MCC



Johnathan Ward, MOCC



Mark Reynolds, NCC



Brian Ware, Parole Services



Jody Galland, PBCC



Doug Baker, PCC



Paul Gordon, SMCC

WVDOC Commissioner's Office

Commissioner, Jim Rubenstein



Jim Rubenstein was appointed Commissioner of the WVDOC in June 2001, after serving as Acting Commissioner since February 2001. He is tasked with the responsibility to oversee the day to day operations of the Division of Corrections throughout the entire State of West Virginia.

Mr. Rubenstein has a Masters in Leadership Studies from Marshall University and over three decades in the corrections profession. Mr. Rubenstein began his career with Corrections in 1973 as a Correctional Officer at the Forestry Camp for Boys. He also served as a Recreation Coordinator, a Correctional Officer, and a Counselor at the WV Industrial School for Boys. Mr. Rubenstein went on to serve as a Corrections Case Manager and Corrections Unit Manager at Pruntytown Correctional Center. In 1994, he was named Superintendent of Anthony Correctional Center. In late 1998, he was named Deputy Warden of St. Marys Correctional Center and was instrumental in the conversion of that facility from a state hospital into a medium security correctional institution. On June 1, 1999, he was appointed to the position of Deputy Commissioner of Institutional Operations and served in that position until his appointment as Commissioner. His qualifications and skills offer him a unique opportunity to bring insight and experience to the WVDOC. His career in corrections has prepared him with the management abilities, training and development skills, and interpersonal communications expertise necessary

to promote programs, technology and training within the WVDOC.

Commissioner Rubenstein is affiliated with the following organizations: Member of the Association of State Correctional Administrators (ASCA), member of the American Correctional Association (ACA), Secretary for the Regional Jail and Correctional Facility Authority Board, member and former President of the WV Association of Correctional Employees (WV ACE), member of Southern States Correctional Association (SSCA), member of the WV Interstate Compact for Supervision of Adult Offenders, member of Holley Strength Systems, Buckhannon Power Team, United States Power Lifting Federation, Honorary Member of Grafton Rotary Club, and National Association of Strength Athletes.

Deputy Commissioner, Jim Ielapi



Jim Ielapi began his career with the West Virginia Division of Corrections in 1981, serving as the Director of the Instructional Media Center at the West Virginia Industrial Home for Youth. In 1987, he became the Deputy Superintendent of the facility, serving in that position for two years. In 1989 he was named Superintendent. He served in that capacity and was responsible for the operation of the facility for the next ten years.

He saw an opportunity to expand his career into adult corrections, and transferred to the Pruntytown Correctional Center in 1998, as the Associate Warden of Operations. In 2002 he was appointed Warden of Pruntytown Correctional Center. During his tenure, the facility experienced a significant change with the transfer of female offenders to another facility, making Pruntytown a male only facility for the first time in years. The population also expanded and saw an increase in its custody level, with the addition of more medium custody inmates. Also during his tenure, Pruntytown became accredited by the American Correctional Association (ACA) and Correctional Educational Association (CEA), while also being re-accredited by the National Commission on Correctional Health Care (NCCHC).

After over thirty years of experience in corrections management, Mr. Ielapi was appointed Deputy Commissioner of the West Virginia Division of Corrections effective April 16, 2011, by Commissioner Jim Rubenstein. During his career, Mr. Ielapi has served on various state-level committees, such as the Legislative Commission on Juvenile Law, the Legislative Subcommittee on Juvenile Law and Detention, and the Governor's Committee on Crime, Delinquency and Corrections. He also holds membership in the Southern States Correctional Association and the Correctional Peace Officer Foundation. His formal education includes a Bachelor of Science Degree in Business Administration/Retailing from Fairmont State College.

WVDOC Commissioner's Office

Assistant Commissioner, Jan Chamberlain



A forty-one year veteran of the WVDOC, Mr. Chamberlain initially began his career as a Counselor at the former West Virginia Penitentiary. He was instrumental in the establishment of a Classification Unit for the facility.

Prior to the closing of the West Virginia Penitentiary and following an upgrade to the position of Corrections Program Manager I, Mr. Chamberlain became directly responsible for preparing Operational Procedures for both the Northern Regional Jail and Correctional Center and the Mount Olive Correctional Complex, prior to their opening. He also responded to request for information as directed by the Warden and/or Deputy Warden.

Upon the opening of the Northern Regional Jail and Correctional Center, he continued to draft, update, and disseminate Operational Procedures for the facility. In addition to completing special projects at the request of the Warden, he also served as the Project Manager for the ACA accreditation process. As the Project Manager, he was responsible for the coordination of efforts of staff members involved in the accreditation process by ensuring compliance with mandated standards. In July of 1999, Mr. Chamberlain was appointed Assistant Commissioner for the Northern District of West Virginia. In addition, he coordinates the work effort of WVDOC's

ACA Accreditation Managers as they pursue ACA accreditation. He is also responsible for drafting, revising, and issuing the Division's Policy Directives.

Mr. Chamberlain's educational background includes a Bachelor of Arts Degree from West Liberty State College. In honor of his years of dedication and service to the Division, he was selected as the Employee of the Year for 1998 at the Northern Regional Jail and Correctional Facility.

Executive Assistant, Loita Butcher



Loita is the Executive Assistant to the Commissioner, and she submits legislative requests for every agency under the umbrella of Military Affairs and Public Safety to include the Cabinet Secretary's Office, National Guard, Division of Corrections, Correctional Industries, Criminal Justice Services, Homeland Security and Security Management, Fire Marshal, Juvenile Services, Parole Board, Protective Services, Regional Jail and Correctional Facility Authority, West Virginia State Police and Veteran's Affairs.

A bill is an idea for a new law, or an idea to change or do away with an existing law. Hundreds of bills enter the legislative process in West Virginia each time the Legislature meets. Two groups of elected citizens - 34 senators and 100 delegates - study, discuss and vote on bills, and in doing so act for the people of West Virginia. Bills enter the legislative process either through the House of Delegates or the Senate, but to become a law, a bill must pass both chambers and avoid a governor's veto.

The following is a brief synopsis of some of the bills Loita submitted to the Legislature and were passed during the 2013 Legislative Session:

SB371--Prison Overcrowding Bill: This Act reforms aspects of the criminal justice system with procedures designed to improve public safety while also addressing the prison overcrowding and substance abuse problems in this state. The Act is, in large part, a result of a long term study by, and recommendations from the Council of State Governments (CSG) Justice Center to employ a data-driven, "justice reinvestment" approach to develop a statewide policy framework that will result in reduced spending on corrections and a reinvestment of the savings into strategies designed to both increase public safety and reduce recidivism.

HB3086--Transfers control of the West Virginia Industrial Home for Youth to the Division of Corrections and renames it Salem Correctional Center and adds Parkersburg Correctional Center under Correction's control.

WVDOC Directors

Academy: Randy Perdue



The West Virginia Corrections Academy is located at the West Virginia Department of Military Affairs and Public Safety Professional Development Center in Glenville, WV. Staff development within the West Virginia Division of Corrections provides a four phase training program for sworn and civilian staff of the West Virginia Department of Public Safety, Division of Corrections. Basic, Orientation Program, In-service and Specialized Training comprise these facets of development. Correctional and Parole Officers employed by the state (to include McDowell County Correctional Center) complete Basic Training and attend Specialized Training programs sponsored or conducted by the Academy.

To foster staff development and align with the national training model, the Academy is a separate unit within the Division of Corrections. The chief executive officer of the Academy is the Director of Training and exercises responsibility and authority over all staff training. Each employee within the Division of Corrections must complete the “Basic Training” Class within one year of employment. The Basic Training Class has been a vital tool in the introduction, development, and establishment of “esprit de corps,” the importance of quality and teamwork, a common base of theoretical and operational knowledge, skills and abilities, fosters an environment which stresses continuing training and education for career minded individuals.

The mission of the agency is rooted in a paramilitary structure. While the majority of basic training trainees are uniformed correctional officers, there are many non-uniformed staff as well. For this reason, the Academy basic experience instills personal discipline, strict adherence to the chain of command, the concept of teamwork and compliance with rules and regulations. The Academy seeks to accomplish these goals through a tightly controlled training environment. Trainees are required to perform work details, stand inspections, participate in physical fitness training and are subject to curfew. Personal behavior and habits are monitored by Academy staff. The Corrections Academy continues to offer up to date curricula and promulgate positive change in the Division of Corrections. The West Virginia Corrections Academy Curricula has been recognized as being among the best in the nation.

Administration: Patricia Withrow



The Administrative Unit of the Division of Corrections performs a variety of functions including budget and financial forecasting, procurement, fleet management, construction and maintenance management, internal auditing, asset management and surplus property services, payroll and employee benefits, and leases. The Unit also provides P-Card oversight and payment processing functions. Financial forecasting and expenditure oversight is a critical function for the DOC due to its increasing inmate population and limited financial resources.

Director Patricia Withrow of the Administrative Unit / Fiscal Section, has continued the long range financial planning goals and practices for the Division. The strategy has been rewarded multiple times with the approval of \$26 million in supplemental appropriations for FY 2012, \$14.6 million in improvement requests and \$12.9 in supplemental appropriations for the Division’s FY 2013 General Revenue budget. Major funding accomplishments for the Division during FY 2013: Completion and opening of new Parkersburg Correctional Center, Phase II of the Division’s Energy Saving Construction Contract upgrades, and the transformation of the Industrial Home for Youth into the new 388 bed Salem Correctional Center. Other vital projects include the second year of computer equipment upgrades, the XRM project, replacement of 256 Bullet Proof

Vests and the funding, implementation and purchase of Digital, Narrow Band Radio Communications equipment for the Division.

New processes instituted during FY 2013 include the installation and upgrade of “Lockdown”, the Inmate Trust Accounting System in coordination with the new OIS system. P-Card “S” documents and deposits were added to the internal scanning capabilities of all DOC Business Offices to the State Auditor’s Office, thus eliminating the need for delivering documents via mail or hand delivery. Scanning documents immediately upon completion has decreased the process time and thus vendors are paid in a quicker and more efficient manner. Financial system training and budget guidance is provided by the Administrative Unit for each facility’s Business Manager and their staff. This Unit coordinates the Business Manager Training sessions which are held semi-annually as well as the State Auditor’s and Purchasing Conferences, which are open to all Divisions’ financial staff. The Administrative Unit/Fiscal Section consists of Director Withrow, Fiscal Manager Bryan Arthur, Lee Harvey, Joanne Henson, Pat Carney, Sharon Dunbar, Reggie Smith, Jamie Jones, Rosetta Carihfield, and Lynn Poe.

WVDOC Directors

Classification: Rita Albury



The Office of the Director of Classification is responsible for two major areas in the DOC: Classification and Movement of Offenders. Classification is responsible for ensuring classification instruments and risk assessments for offenders incarcerated within the WVDOC, are completed in accordance with policy and procedure. Classification determines the appropriate security placement and special needs of the offenders within the DOC. Classification also assists in ensuring that offenders within the DOC are classified at least annually. Central Office Movement Coordinators, Kem Hudson and Alyssa Lacey, are tasked with the responsibility of coordinating inmate movement of all offenders sentenced to the DOC, those housed in the DOC or the Regional Jail system. The movement coordinators also coordinate transport orders, humanitarian visits, home plan submission from the jails and psychological testing in the jails.

The following are a few of the significant accomplishments that occurred during the fiscal year:

- Implemented and modified DOC policy and procedure for identifying special attention and special needs inmates.
- Reviewed, approved and coordinated the movement of 130 minimum security inmates for the opening of Parkersburg Corrections Center.
- Reduced the backlog of male diagnostic inmates and youthful offenders in the jails by developing policy to streamline the diagnostic process. Coordinated the transfer of the Male Diagnostic Unit from Anthony Correctional Center to 16 beds unit at Northern Regional Jail.

The office of the Director of Classification is currently involved in the Prison Rape Elimination Act (PREA) implementation, opening of 388 beds at Salem Correctional Center, the opening of 56 additional beds at St. Marys' Correctional Center and the Security Threat Group policy revision. Classification and Movement issues effect every institution and every jail.

Correctional Industries: Eddie Long



WV Correctional Industries (WVCI) is a self-sustaining special revenue business entity and a corrections program that is responsible for efficient and effective operation of the various manufacturing facilities within the DOC. WVCI produces numerous product lines including office furniture, license plates, validation decals, highway signs, inmate clothing, printed materials and more.

Significant accomplishments in 2013 include:

- Initiated the consolidation of the print and copy operations to the Northern Correctional Facility Print shop. Due to declining volumes and increasing cost pressures, WVCI decided to move all print and copy functions to one location which will generate over \$100K in savings and free up space for a more profitable operation.
- Continued to maintain and improve WVCI website and customer showroom both of which are aimed at creating a user friendly environment and improving and enhancing customer awareness.
- Upgraded equipment in several areas in order to better serve customers with higher quality products, increase our production capacity and deliver in a timely manner.
- Trained all employees in Problem Solving and Excel (refresher).
- Continued to emphasize ongoing improvement and other lean manufacturing concepts designed to improve product quality and customer service.

Revenues for 2013 were \$8.3 million with operating income of \$840K. This was up slightly from \$7.9 million in 2012 and operating income of \$539K. In addition, per a recent legislative change WVCI was once again able to transfer monies over to the DOC (July 1, 2013) to be used for various maintenance and construction projects (this year \$717K v. last year \$502K). In order to continue this trend WVCI will strive for continuous improvement, staff our operations with talented individuals and be open to new and innovative ways of doing things.

In addition, we will continue to pursue Prison Industries Enhancement and Service opportunities in order to realize additional revenues outside of our traditional customer base. This has enormous potential to provide new revenue streams for the DOC/State and in doing so save the taxpayers of West Virginia.

WVDOC Directors

Hearing Examiner: Terri Arthur



The Level I grievance hearing provides a forum for the employee and division to fully explain their positions in matters brought before the Hearing Examiner by the employee. Testimony and evidence is provided and a response rendered based upon a preponderance of the evidence. If the Grievant is not satisfied with the decision made at Level I, they may appeal to the State Employees Grievance Board. During this fiscal year the Grievance Board has upheld 100% of the Hearing Examiners decisions made at Level I. As the agency EEO Coordinator, the Hearing Examiner is responsible for ensuring agency compliance and oversight of the investigative and record keeping process associated with all federal, state and agency rules and regulations as it relates to Equal Employment Opportunities. In addition, the Hearing Examiner is called upon to assist the State EEO Office with investigations statewide.

The Hearing Examiner's office processed the following during fiscal year 2013:

Twenty-nine EEO complaints between July 1, 2012 and June 30, 2013; five complaints were substantiated, sixteen were unsubstantiated, six were turned over to Human Resources as management concerns, one withdrawn and one is pending; Ninety-three preliminary parole violation hearings; thirty-five hearings were held, forty-seven waived the hearing, four were dismissed by the Parole Officer, one had the charges held in abeyance, two were released for treatment and four have been continued to a later date. The Hearing Examiner served as EEO Investigator with the State EEO Office for five internal investigations in agencies other than the Division of Corrections.

There were 101 one grievance scheduled during this fiscal year; five termination, twenty-three discipline, twelve leave/scheduling, twenty-eight compensation, ten classification, twenty harassment/hostile work environment and three inmate related. Results included three grievances granted, thirteen granted in part, sixty denied, seventeen withdrawn by the grievant, five settled, two grievant failed to appear and one grievance is still pending.

There were 101 one grievance scheduled during this fiscal year; five termination, twenty-three discipline, twelve leave/scheduling, twenty-eight compensation, ten classification, twenty harassment/hostile work environment and three inmate related. Results included three grievances granted, thirteen granted in part, sixty denied, seventeen withdrawn by the grievant, five settled, two grievant failed to appear and one grievance is still pending.

Investigations: Denver Rosier



The Corrections Intelligence Department (CID) consists of a director, secretary, two office assistants, and eight investigators.

In the near future, additional investigators will be hired and assigned to Pruntytown Correctional Center, St. Marys Correctional Center, Anthony Correctional Center, and a third investigator will be added to Huttonsville Correctional Center. This will result in the agency having a total of 13 investigators.

For the period of 07/01/12 through 06/30/13, the unit conducted 405 investigations. The majority of these investigations dealt with the introduction of contraband consisting of tobacco, drugs, cell phones; compromising of staff wherein they have brought inmates items of contraband or became involved in inappropriate relationships; inmate-on-inmate physical assaults; inmate-on-staff physical assaults; allegations related to sexual abuse or sexual harassment of inmates; escape or attempted escape, and the death of inmates either through natural causes or suicide.

Numerous investigations resulted in the arrest and conviction of staff, inmates, and their family members for various crimes. All investigators work closely with law enforcement and county prosecutors in combatting and responding to crimes that occur within the facilities. Through the efforts of all employees within the CID, this unit is recognized within the law enforcement community as a valuable resource.

The Investigators play a major role in the agency's efforts to investigate and respond to inmate's allegations related to sexual abuse or harassment. This has required all the investigators to attend many hours of specialized training to comply with the standards of the Prison Rape Elimination Act. In addition to investigations, the investigators are actively involved in the agency's response to Security Threat Group (STG) activities. The investigators work closely with the Security Threat Group coordinators and the Wardens/Administrators of each facility to identify and monitor the activities of individuals who claim allegiance to a STG. The efforts of the investigators combined with other staff, make the facilities a safer and more secure environment for residents and staff.

WVDOC Directors

Human Resources: *Kathy Carroll*



The Human Resources (HR) Department takes a leadership role in providing the services in support of DOC's principles, values, vision and mission statement. Human Resources will continue to strive in developing the full potential of our workforce. The Human Resources Department is responsible for recruiting and employment, employee relations, classification/compensation, regulatory and legal compliance, HR training and development for the Central Office, Correctional Facilities, including Work Release Centers, Parole Offices, DOC's Training Academy and Prison Industries. The Division of Corrections currently employs approximately 2,200 employees throughout the state of West Virginia.

The HR staff provides the following quality services:

- (1) Continual recruitment of the best qualified candidates.
- (2) Retention of our valuable employees.
- (3) Establishes, administers and effectively communicates sound policies, rules and practices that ensure the Division's compliance with employment and labor laws.
- (4) Continues to develop an attitude of teamwork and quality in our day-to-day operations.
- (5) Positive inspiration and encouragement for a high level of employee morale through recognition, effective communication and team work philosophy.
- (6) Continuous improvement and education of DOC policies and procedures.

One of the HR Department's goals includes the implementation of DOC's recruitment program to include proactive recruiting, outreach programs and recruitment training. The HR Department has been working with the WV National Guard and WV Regional Jail Authority on a pilot recruitment project in order to better recruit active National Guard members with related experience. The Department also continues to work closely with Insight Worldwide, Inc., our vendor for the Corrections Selection Inventory (CSI), the psychological assessment administered to correctional officer applicants, in order to maximize the tools provided by the vendor and hire the best-qualified applicants. The HR Department is actively involved with the WV Division of Personnel's Hay Group Project and the OASIS project.

Legal Services: *John Boothroyd*



The Legal Services of the West Virginia Division of Corrections provides a wide array of legal services throughout the Division. These services include, but are not limited to, litigating non-damages civil actions in state and federal court, litigating employee grievances in front of the West Virginia Public Employee Grievance Board, litigating claims in the Court of Claims, litigating E.E.O. and human rights claims, litigating unemployment claims, assisting outside counsel on civil actions involving monetary damages claims, preparing and reviewing contracts, agreements and other legal documents, providing analysis and review of inmate grievances and prison disciplinary appeals, assisting in drafting policy, training in legal issues, responding to legal inquiries made by officials, inmates and the general public, and providing legal advice.

In the past fiscal year, Legal Services received fifty-one new non-damages civil actions, forty-four new civil actions claiming monetary damage, ninety-seven new court of claims cases, thirty-four new employee grievances requiring our involvement, sixty-two notices of intent to file a civil action and 1,895 responses to inmate grievances, prison disciplinary appeals and letters. Legal Services has also been involved in the drafting and implementation of Senate Bill 371 and House Bill 2806, the implementation of the Prison Rape Elimination Act, the Mock Prison Riot, and the opening of the Salem Correctional Center.

Legal Services is composed of five individuals. John Boothroyd, Assistant Attorney General, Shelly Gardner, Assistant Attorney General, Diane Coleman, Legal Secretary, Leslie Marion, Secretary II, and Chase Armstrong, Grievance Coordinator. In November 2012, long-time Director of Legal Services Charles Houdyschell, Jr. moved on to take another position in the Attorney General's Office, his service to the West Virginia Division of Corrections was greatly appreciated.

WVDOC Directors

Medical Services: *Debbie Hissom*



The Comprehensive Health Care Services section of the WVDOC has now been in operation for almost 5 years. This section serves as the Division of Corrections' liaison with the health care vendors. The contracted vendors provide comprehensive medical services to the inmates housed in our facilities. This includes medical, dental, optometry, pharmaceutical, and mental health care.

Medical Services participates in assessment, planning, implementation, and evaluation of policy and practice throughout the system. Participation in various Correctional Healthcare Conferences, such as NCCHC and ACA, helps to keep the WVDOC informed of new or changing practices throughout the country. We are currently working on implementing the new PREA standards, as well as planning for the implementation of the Affordable Care Act and Medicaid expansion.

Health care services are provided within secure facilities. Inmates have access to medical care through Sick Call, Chronic Care Clinics, and Infirmary Services. Infirmarys are available on-site at three DOC facilities: Mt. Olive Correctional Complex, St. Mary's Correctional Center, and Lakin Correctional Center. Mt. Olive also houses a Mental Health Unit for male inmates, while Lakin contains a Behavioral Health Unit for female inmates. Any care that cannot be provided on-site will be referred to the appropriate provider or acute care facility. As our inmate population grows and changes, the needs of each facility also changes. The Medical Services Department works closely with the contracted medical vendors to assess changing needs. We are constantly evaluating our health care systems and looking for ways to improve. The goal, as always, is to provide the best care possible to all inmates in our custody.

Parole Services: *Judy Fitzgerald*



This has been an exciting year in Parole Services with the passage of new legislation. We have updated all of our procedures to incorporate the LSCMI, which factors an offender's risk of re-offending and applied supervision levels to appropriate scores. This instrument will also assist in placing offenders in treatment that is most needed for that particular offender and prevent wasting resources on those with low risk to re-offend. We have also been granted extended periods of incarceration, in order to address some criminogenic needs and then return the offender to the community without revocation of their parole.

West Virginia Parole Services remains dedicated to enhancing public safety, remediating the behavior of offenders to acceptable community standards, protecting the interests of victims of crime and sustaining a secure environment for all people in the State of West Virginia through active supervision techniques. Parole Services currently has 54 parole officers with caseloads, 15 support staff and 3 administrators that supervise approximately 2,875 offenders at any given time. These offenders, who are living in West Virginia, are classified as in-state parolees and other state parolees or probationers. Parole Officers were able to collect over 1 million dollars in supervision fees to offset about one-fourth of our yearly operating budget. The cost of supervising offenders within the community was approximately \$1,500.00 per offender for

this fiscal year. The Electronic Monitoring fee collections exceeded \$243,000. The collection of these fees helps offset the costs of providing services to those offenders who are indigent or unable to pay. Parole Services provides treatment options to supervised offenders in the areas of alcohol and drug abuse as well as sex offender counseling. Referrals of offenders to community resources in the areas of education, employment and mental health are a standard feature of parole supervision in WV.

Parole Services maintains an electronic monitoring program that includes alcohol testing, GPS abilities and standard home confinement units as well as an Enhanced Supervision Program for sex offenders and violent offenders under community supervision. Parole Services continues to work closely with local law enforcement, Drug Task Forces and the US Marshal Service to effectively supervise offenders within the community and locate those that have absconded supervision or continue to violate the laws. Partnerships with federal and other agencies have helped us to bring first class training to Parole Officers in the areas of officer survival and recognizing dangers encountered in the daily performance of duties. Parole Services is dedicated to continuing to improve our methods of dealing with offenders within the community other than by returning them to prison unless it is necessary to protect public safety.

WVDOC Directors

Offender Programs: Jennifer Ballard



Salem Correctional Center presented new opportunities for the Programs Department in 2013. There have been ongoing trainings on site with plans to do some training at the Corrections Academy to provide networking opportunities. Salem will house a Residential Substance Abuse Treatment (RSAT) Unit and a One Five Unit and staff are being trained to operate that unit. We continue to support religious services by providing a Chaplain's Retreat to provide training and an opportunity to get better acquainted with Chaplain's from around the state.

The volunteer training was also updated to provide information on the Prison Rape Elimination Act (PREA). The volunteer training manual was included in Policy to insure consistency around the Division. We have continued participation by staff throughout the Division of Corrections in projects benefiting Victims of Crime; these projects benefit local victim organizations. New facility victim advocates are also trained annually at the West Virginia Crime Victim's Academy which we support.

The Programs Department is always looking for ways to improve delivery of service or begin new services. Members of the Programs Department along with Executive Staff travelled to Angola to the Louisiana State Penitentiary to investigate Angola's successful religious programming there. Further investigation is underway to determine the feasibility of providing similar programming in West Virginia.

Records and Interstate Compact: Karen Nichols



The West Virginia Adult Interstate Compact Office is responsible for coordinating the interstate transfer and supervision of adult offenders from West Virginia to other states and from other states to West Virginia. It is also responsible for all the interstate transfers initiated by the Supreme Court System when an offender has been released/sentenced to probation. This is accomplished through the Interstate Compact Tracking System (ICOTS). This is a nation-wide system that operates via internet/email and is used by all 50 US States and territories.

The Interstate Compact Office is responsible for returning escapees, parole violators, and sentenced inmates under the Uniform Extradition Act. It also oversees the requests of WV's 55 counties for untried offenders to be brought back to WV or sent to another state under the Interstate Agreement for Detainers (IAD) to appear in a court of law.

The Records Department configures an inmate's initial timesheet, and is responsible for entering the sentencing information into the Inmate Management Information System (IMIS). This office also establishes and maintains paper files on all DOC inmates in DOC custody, DOC inmates in the 10 Regional Jails, DOC contracted institutions, DOC inmates in federal or another state's custody, DOC parolees, both in and out of state, and probationers and parolees transferred to or out of West Virginia pursuant to the Interstate Compact for Adult Offender Supervision.

The Records Department is also responsible for operation of the National Crime Information Center (NCIC) Terminal for the WVDOC. This terminal is used for entry of warrants for parole absconders, background investigations of DOC offenders and background investigations of prospective employees. These are just a few of the "behind the scene" roles that the Interstate Compact Office and the Records Offices play within the WVDOC. Staff of this office include:

Amy Kirk, Deputy Compact Administrator
Shawna Carson, OA Interstate Compact/Records
Diann Skiles, Records Manager
Terri VanFossen, Records Assistant
Deidra Dingess, Records Assistant

Steve Fox, Records Assistant
Pam Wiley, Records Assistant
Dy-Anne Penn, Interstate Compact Assistant
Stephanie Hundley, Interstate Compact Assistant

WVDOC Directors

Research and Technology: Brad Douglas



The Office of Research and Planning merged with the Office of Information Technology in October 2011. The Research and Planning Section is tasked with collecting and analyzing inmate and correctional information and producing various reports (such as this Annual Report) and projects. This office routinely compiles and archives population statistics, commitment vs. release statistics, inmate and parolee demographic information, crime statistics, and more. Much of this information is detailed starting on page 44 of this report. This office is also involved in numerous special projects such as information requests for Legislators, Inmate Population Forecasting, and specialized research publications. A large focus for the unit in FY 2013 was the development and implementation of the WV Justice Reinvestment Act (SB371) designed to reduce prison overcrowding.

The Technology section has been busy with planning, development, implementation and training for the new the OIS (Offender Information System): This new computer system will replace the current Inmate Management Information (IMIS) system and will make it possible to share data more effectively between WV Division of Corrections, WV Regional Jail and Correctional Facility Authority and WV Juvenile Services.

Steve Roberts, Information Systems Consultant from the Office of Research and Technology was selected as Central Office's Employee of the Year for 2012. Steve was instrumental in planning and implementing the technology support infrastructure for the 2012 Mock Prison Riot. Other staff of the Office of Research and Technology include: Director Brad Douglas, Research Analysts Rebecca Hildebrand and Robert Wolfe, Programmer Analyst Kevin Casto, Administrative Assistant Patricia Watson and Office Assistant Rema Jordan.

Safety and Loss: Chuck Mankins



The WVDOC, by having a proactive Safety and Loss Control Program, has earned a very favorable E-MOD rating of 1.00 from The Office of the Insurance Commission, for their Workers' Compensation Policy. E-MOD ratings have a devastating effect on insurance premiums and the favorable rating of 1.00 helps tremendously in keeping the Division's premium rate from rising.

The Safety Department is continuing to work in coordination with the West Virginia University Safety Management Master's Degree Program to develop a comprehensive Safety Manual for the various work disciplines within the Division of Corrections. Students from the program are gaining practical experience by traveling to the Division's various facilities to learn the many different job functions that are performed in a Correctional setting. Once their study of each job function is complete, each student will prepare a chapter for the manual that details how to perform the job function safely and efficiently.

During this last fiscal year, the Safety Department coordinated a two day training conference for all of the Division's Safety Officers at the Corrections Academy where in-depth training was conducted by the West Virginia Department of Health and the West Virginia State Fire Marshal's Office. Further continual training is currently being planned and scheduled at the Corrections Academy for this upcoming fiscal year.

This past fiscal year has been the first year that the Safety Officers have begun investigating all accidents and near misses involving employees. As a result, root causes have been determined from the investigations and abatements have been set in place to keep these accidents and near misses from reoccurring. The Division's Safety Committee met quarterly over this past fiscal year and reviewed accidents and investigations and helped to offer viable remedies to reduce future incidents and make the Division a safer place to work.

(Our Goal is Zero Accidents)

WVDOC Directors

Security: Mike Coleman



The Security Department of the WVDOC provides agency level oversight and coordination of the DOC Hearing Officer Section, Special Operations, Liaison with McDowell County Corrections and activities conducted at the Moundsville Center (old Penitentiary) such as the Mock Prison Riot held each Spring. During FY2013 the Security Department devoted a considerable amount of time conducting assessments and other activities at Salem Correctional Center as part of transitioning that site from a juvenile facility into an adult facility.

Correctional Hearing Officer Section: includes ten Correctional Hearing Officers and a Chief Hearing Officer who exercise responsibility and authority to adjudicate internal disciplinary hearings for inmates charged with violating DOC rules. During FY13, this section adjudicated 9268 cases.

McDowell County Liaison: the WVDOC houses up to 442 inmates in Welch under a contract with the McDowell County Commission. The DOC's Liaison Officer provides a mechanism to conduct on-site inspections and serve as a technical resource to the Warden employed by the county.

Special Operations Section: consists of three components; (1) CERT: the Corrections Emergency Response Team is the Division's special weapons and tactics unit and includes the Marksman/Observer Unit and Breacher Unit. (2) K9 Unit: includes two primary areas of specialization-- Controlled Dangerous Substance (CDS) and Patrol. During FY2013 four K9 handlers and their dogs from the Division of Juvenile Services were transferred into the DOC K9 Unit. (3) CNT: the Crisis Negotiation Team is trained to conduct crisis negotiations ranging from a single agitated inmate to hostage negotiations involving multiple hostage takers and hostages.

Key Personnel include:

John Drake, Chief Correctional Hearing Officer
Steve Buzzard, McDowell County Liaison
Capt. Steve Caudill, CNT Commander

Capt. Kevin Vandevander, K-9 Commander
Lt. Joseph Haddix, K-9 Instructor/Inspector
Capt. Ronnie Williams, CERT Commander

Director of Security Mike Coleman was appointed Assistant Commissioner for the WV Division of Corrections effective September 1, 2013.



MOCC Special Operations Tactical Team

WVDOC Construction Projects

Philip Farley is the Construction Manager for the West Virginia Division of Corrections. Due to the aging infrastructure and the growing inmate population, various projects have been undertaken and completed this fiscal year under his supervision.

Four facilities, Denmark, Huttonsville, Mount Olive, and Pruntytown Correctional Centers, entered the third phase of the Energy Savings Performance Contract (ESCO) and made improvements to save energy cost.

Anthony Correctional Centers (ACC) main fire protection lines in Building B had to be replaced because there were so many leaks in the line. There were two hot water heaters that supplied hot water to half of the facility that stopped operating and had to be replaced. The waste water treatment plant had to be upgraded because of continual issues and was in violation with the DEP. To correct this issue all new controls, an auger monster with an open pit, and a generator were installed. *(Please see below picture of the upgrade to the waste water treatment plant project)*



The Charleston Work Release Center (CWRC) will be expanding and relocating to a different location and will be called Charleston Correctional Center (CCC). The DOC purchased a large building in Charleston and had the inside demoed out. The new build back construction will be started in the fall of 2013. *Pictured below is part of the demolition project.*



Denmar Correctional Centers(DCC), phase three ESCO project included lighting upgrades, building envelope upgrades, new exterior doors, *(pictured below)* and a new domestic hot water boiler system upgrade.



Backflow preventer devices were installed on both of the domestic and fire protection water lines at Huntington Work Release Center (HWRC). The devices *(pictured below)* must be installed inside an insulated enclosure with heaters to keep from the water lines freezing in the winter.



At Huttonsville Correctional Center (HCC), phase three ESCO project included building envelope upgrades, domestic water conservation, intelli-hood kitchen hood controls system, and a steam to hot water conversion for heat. The facility had a 250 pound washing machine that was old and would not operate anymore. The washing machine was removed and replaced with two 160 pound washing machines. This also increased the amount of items that could be washed at the same time. *Please see picture on top left of the following page.*

Construction Projects, continued...




Mount Olive Correctional Complex's (MOCC), phase three ESCO project included building envelope upgrades, domestic water conservation, and new controls for the existing heating boilers. Because the existing electrical power enters the facility at 34.5 kilovolts and the voltage is not regulated, a new electrical substation (*pictured below*) was built and it takes the unregulated 34.5 kilovolts and regulates the voltage to make sure it is constant before being distributed into the substation. The power is then stepped down to 12.3 kilovolts. This will help eliminate the facility from continually having to replace transformers and operate off of emergency power for the time period of replacing the transformers.

At Lakin Correctional Center (LCC), the existing water softener system had to be rebuilt. The high low water manifold system had to be replaced. A new HVAC unit was installed for the gymnasium. The existing unit for the gymnasium only supplied heat. The new HVAC unit (*pictured below*) allowed the gymnasium to be cooled during the summer time.



At Pruntytown Correctional Center (PCC), the phase three ESCO project included domestic water conservation, intelli-hood kitchen hood controls system, building controls upgrade, boiler replacement in units 18 and 19, steam to hot water upgrade for heat in unit 24, domestic hot water upgrade in unit 24, and a new central laundry. There were two houses that were built sometime in the 1800's and were torn down. There was a fire hydrant that was damaged by a vehicle and had to be replaced per the State Fire Marshall. The road that turns off of route 250 that goes to the Administrative I building was composed of asphalt otop of brick and was damaged. The road was removed and replaced with concrete. The access road that goes to units 18, 19, and 20 was damaged. There were certain areas of road that was so badly damaged that had to be closed to vehicle traffic. The access road (*pictured below*) was removed and replaced with a good gravel base with asphalt otop.

Northern Correctional Centers (NCC), back of facility access road and area inside the perimeter fence was damaged and there were sections where the ground had risen. The areas where the ground rose were unable to be driven on. All the existing paved areas behind the facility were fixed and repaved. (*Please see below picture of the paving project*)



WV Harvest Now Project

WVDOC Commissioner Jim Rubenstein received a letter from Mr. Brooks Sumberg, who is the founder of a project that works with churches, temples and prisons to grow fresh food for food banks in their communities. Soon after receiving the letter, he invited Mr. Sumberg to attend the DOC Leadership Meeting in April 2013. At that meeting, Mr. Sumberg shared his vision of repeating the success story from 2012 in Connecticut. There, inmates at Cybulski State Prison contributed 22,000 pounds of produce to food banks around the state. This came from their vegetable gardens and food they gleaned from farmer's lands that the automatic pickers left behind.



Mr. Sumberg's hopes were for one West Virginia Division of Corrections' facility to pilot this project this year and expand in the future. WVDOC exceeded this expectation, with currently seven facilities including, St. Marys, Pruntytown, Parkersburg, Huttonsville, Huttonsville Work Camp, Beckley, and Denmark Correctional Centers, all participating in the project.

The goal for each facility was to plant and harvest early, middle and late season crops. The Mountaineer Food Bank picked up and distributed the donations throughout the state to food pantries, soup kitchens, shelters, youth programs, day care centers, senior programs, backpack/snack-pack programs and after school programs.

At the end of the summer harvest season, the division recently evaluated the success of their first year of the Harvest Now Project. Seven facilities participated and five of those facilities harvested in excess of what their inmates could use, and donated the surplus to the Mountaineer Food Bank. The Food Bank located in Gassaway, serves 48 counties in West Virginia through non-profit food programs.

St. Marys Correctional Center donated over 4,500 pounds of squash, zucchini, tomatoes, peppers, and broccoli. Huttonsville Correctional Center donated 371 pounds of green peppers, tomatoes, onions, squash, zucchini, and broccoli and

the Work Camp inmates at the facility recently harvested enough potatoes to fill thirty 100 pound bags raising their total donation to just under 4,000 pounds. Denmark Correctional Center donated 3,269 pounds of green beans, corn, cabbage, cucumbers, and tomatoes. They will also be harvesting apples soon from trees on their grounds to donate. Parkersburg Correctional Center has donated 326 pounds of zucchini, squash, tomatoes, and cucumbers. Their pumpkins and watermelons will be ready for harvest soon. Beckley Correctional Center has donated 300 pounds of green beans, 15 pounds of radishes, 4 egg plants, and 1 pound of hot peppers. This totals over 12,000 pounds of produce donated to those less fortunate in our own communities.

Plans are already in the works for the WVDOC to participate with this worthwhile project next year. Ideas for next year include more facilities being involved, (with Lakin Correctional Center already committing) larger plots of land at several facilities, partnerships with the WVU Extension Office and local extension agents and possibly a Master Gardening Program.

Submitted by:
Debra Minnix, Warden
Pruntytown Correctional Center



WVDOC Employees on the Job



Institutions *Anthony Correctional Center*



Scott Patterson, Warden

Anthony Correctional Center (ACC) is a 220-bed medium security facility located in Greenbrier County. It was established in 1970, and took on its specialized mission as an alternative sentencing option for young adult offenders in 1980. Currently, ACC houses 18- 25 year old men and women. Each offender is sentenced to the facility with a suspended original sentence for their felony conviction. The offenders serve between six and twenty-four months and are required to complete an intensive and comprehensive program plan that addresses their individual needs.

Over the last year, ACC had the below listed accomplishments:

- The Unit Management concept has been completely implemented and the small “kinks” or changes are being worked out as they arise. Four corporals are now in place over each shift and the ranking staff are working together to make Unit Management more effective.
- The caseloads at ACC have been divided to more effectively manage the dorms and DOC classes.
- Two hot water heaters were replaced and the Waste Water Treatment Plant upgrades were completed.
- The Fire Suppression System was repaired/replaced in B-Building and in the Maintenance Building.
- Effective January 7, 2013, ACC does not house Diagnostics, they were moved to Northern Correctional Center.
- In early 2013, renovations to an existing warehouse began to become ACC’s new training building. This building will include the Institutional Training Officer’s (ITO) office, bathroom and facilities for Oleoresin Capsicum (OC) training, a classroom and an area for hands on training.
- Anthony Correctional Center’s Education Department had 94 offenders get their GED, 228 inmates passed the Workkeys Test and 237 passed Thinking for a Change.
- Anthony Correctional Center achieved ACA re-accreditation, NCCHC re-accreditation, and the Education Department was re-accredited with the Correctional Education Association (CEA).



Beckley Correctional Center



William Vest, Warden

The Beckley Work Release Center was established in 1974, but was reorganized in 1997 and renamed Beckley Correctional Center (BCC). The Center expanded into the Jackie Withrow Hospital in March of 2011. BCC is a minimum security community corrections facility with a Residential Substance Abuse Treatment Unit, (RSAT) located on the grounds of Jackie Withrow Hospital. BCC has a current capacity of 137 inmates: 70 males and 8 females in the Work Release Component and 59 male inmates in the Residential Substance Abuse Unit/RSAT.

Inmates assigned to BCC must be within 18 months of their parole eligibility or discharge date for the Work Release Component, and/or within 24 months if in the RSAT Unit, and must be classified as a Level I or II minimum security inmate.

All BCC Inmates must participate in treatment and programming. Programs available at BCC are: Crime Victim Awareness, Substance Abuse Treatment, Thinking for a Change, Batterers' Intervention, Anger Management, Domestic Violence, RSAT and RSAT Aftercare Program.

The RSAT Unit is on a volunteer basis and is a very structured program. It works with offenders to make the right choices in their life and provides them the tools to address their addiction. The RSAT program consists of four phases and when the last phase has been completed, the offender becomes eligible to transfer to the Work Release Aftercare Program.

Upon completion of community services and release from facility employment, inmates that are work release status, obtain employment within the community in a variety of fields, such as Department of Highways, construction, service industry, and retail sales. Work Release status inmates also earn passes and overnight furloughs to immediate family members based on behavior, history and approval of officials in prospective furloughing counties. Inmates out in the community are monitored by BCC Staff through random telephone calls, employment evaluations, visual employment checks, furlough visits and random drug/alcohol testing. The inmates are required to pay \$5.00 per day for rent and are also required to use coin operated washers and dryers for laundry. In FY 2013, inmates at BCC completed over 11,000 hours of community service.



Charleston Work Release Center



Charleston Work Release Center (CWRC) first opened in 1972 and was one of the first work release centers in the country and the first in West Virginia. Current population of the Center is forty-eight males and eighteen females. This past year CWRC began housing both male and female substance abuse aftercare residents. These are residents that have graduated from one of the DOC facilities' drug treatment units. They have met the criteria to be in a work release setting, while continuing their substance abuse treatment.

One of the main requirements of the work release program is employment. With continued good behavior, and after completing the required community service and facility duty, residents are permitted to obtain full-time employment. This enables them to pay any debts such as back child support, court costs, victim restitution or any other fines they may owe. A job also enables them to assist their family and save funds for their eventual release. Residents pay payroll taxes which also help to offset incarceration costs and allow them to become productive members of society.

Jeff Stinnett, Administrator In FY 2013, CWRC residents contributed the following:

- \$39,425.45 in Victim Restitution.
- \$17,608.28 in Court Ordered Fees.
- In addition to Child Support paid through private employers, an additional \$2,026.88 was collected by the facility.
- \$1,871.16 in medical payments.
- \$92,330.29 in rent to facility.
- An estimated \$50,000.00 in federal, state, and local taxes.
- CWRC Staff and residents paid over \$5000.00 in City of Charleston User Fees

Residents also gave back to the community by performing community service and donating to charities.

- 6,511 hours in community service hours for, charitable organizations, and local municipalities.
- Residents organized a fund drive and donated \$1,171.50 to a local women's shelter.

In addition to the normal mission, Charleston Work Release Center also has the distinction of being the only DOC facility that handles all emergency notifications for the WV Division of Corrections and WV DOC facilities. Notifications are made regarding medical movement, disturbances, riots, escapes, etc. Escapee and parole absconder warrants for dissemination to law enforcement are also maintained at the facility. In addition to notification to Corrections officials, certain situations require notifications are made to designated Military Affairs and Public Safety officials. CWRC personnel always handle these duties in a prompt, efficient, and timely manner to ensure information is routed to the correct person(s) as soon as possible. Over 2036 reports were collected and disseminated by Charleston Work Release Center personnel in FY 2013.

Charleston Work Release Center takes pride in having a great working environment and being one of the best facilities in the WV Division of Corrections. This past year, in addition to serving the State of West Virginia, Substance Abuse Therapist I Rachel Elliot, (pictured below) also began serving her country as well. She joined the Army National Guard and begins her military training in September.



Denmar Correctional Center



Mark Williamson, Warden

The Denmar Correctional Center is located in the hills of Pocahontas County. The facility was opened in 1919 and used through 1957 as a tuberculosis center for African Americans. In 1957 the tuberculosis center was transformed into a hospital for the chronically ill. In February 1993, the Pocahontas County Commission conveyed the deed for the former Denmar Hospital to the West Virginia Division of Corrections for conversion to a state correctional facility.

The medium security prison currently houses 216 adult males and employs approximately 89 staff. Inmates are housed in two and four-man rooms. DCC incorporates the Unit Management concept, providing a balance between punishment and rehabilitation for inmates housed at the facility.

Various programs are offered to include: Aladrue, AA/NA, SOP, BIPPS, Crime Victim's Awareness, and Managing My Anger, group and individual counseling, as well as other programs designed to address social skills deficits, impulse control, establish a sober, legitimate lifestyle, and facilitate an effective return to society. Denmar also offers V.O.C.A.L. (Violent Offenders Counseling and Learning) program designed to target youths in the community. Staff and offenders make presentations to school youth, church groups, etc. on the effects of drugs and alcohol and about proper decision-making. DCC Staff and inmates have participated in fund raising events benefitting the local Family Refuge Centers and The Children's Home Society.

Through the West Virginia Department of Education, inmates are provided the opportunity to learn computer skills, attend transition classes such as Thinking for a Change I, GED course work, and vocational training in the form of Industrial Electrical, and Facilities Maintenance, further developing and enhancing their academic and employability skills.

Contracted medical services are available 24 hours a day. The Medical Department was accredited by the National Commission of Correctional Health Care in 1999 and remains accredited today.

Some of the major accomplishments of this past FY include:

- Sgt. Aaron Cutlip was selected as Denmar Correctional Center's Employee of the Year for 2012
- Dottie Brock, Accounting Tech II, was named WVDOC's Financial Employee of the Year for Fiscal Year 2012
- Mark Riggsby, Water & Waste Water Operator II, was awarded the 2013 Perkins Boynton Award by AWWA and the WVWEA
- Painted the Water Plant and all exterior buildings
- Added additional razor wire through the facility
- Installed metal roofing on a number of buildings
- Additional security cameras were installed throughout the facility



Huntington Work Release Center



The Huntington Work Release Center (HWRC) is a 66-bed community-based co-ed correctional facility conveniently located in the heart of downtown Huntington. The primary objective is two-fold: Ensuring public safety while assisting inmates in making a successful transition from incarceration into community. The staff is very committed to the facility's goal of ensuring offenders are provided with essential programs and services to meet their individual needs.

Employment is the foundation of the work release program. Offenders are required to work assigned or paid employment as well as perform community service work. The Huntington Work Release Center will provide community service to any non-profit organization who requests assistance.

The following accomplishments have been made in the noted areas for FY 2013:

Renae Stubblefield, Administrator

Finances: A total of \$72,574 in payments has been made to various state agencies by offenders.

- Child support collected totaling \$11,400
- Restitution/Court fees totaling \$61,750
- HWRC collected \$67,096 in rent from employed offenders. These funds are placed in HWRC's general funds account to assist with operational costs.

Community Service

- 12,401 community service hours were provided to several non-profit agencies and churches within the Huntington community.

Facility Improvements

- A lot of effort was made towards improving the physical plant this year to include painting, replacing old ceiling tiles throughout the facility, and the installation of a backflow preventer system.

The work release concept has proven to be an effective correctional method that benefits the public as well as the inmates. HWRC provides public safety in a unique way by assisting inmates in a proactive manner throughout the transition process to increase their chance for re-entry success.



Huttonsville Correctional Center/ Huttonsville Work Camp



Marvin Plumley, Warden

The Huttonsville Correctional Center (HCC) was opened in 1939 and is the oldest facility in the state. It has the largest inmate population of 1,138 inmates and employs 399 staff members. Inmates at the Huttonsville Correctional Center consist of Classification Levels I (Minimum Custody) to level V (Maximum Custody). Huttonsville has the most diverse population in the state by housing general population, segregation inmates, inmates who work out in the community and a residential substance abuse treatment unit. This unit is also known as the "Therapeutic Community" which consists of 80 plus beds for inmates who express a sincere desire for substance abuse rehabilitation.

On April 1, 2012, the Huttonsville Work Camp (HWC) was opened as an attempt to relieve overcrowding in the state's correctional system, to offer another place of transition from higher security institutions to a minimum security environment and to prepare inmates for re-entry into society. HWC houses 48 non-violent inmates who are deemed low risk. These inmates are allowed to work outside of the property of the prison. Offenders at HWC work a variety of jobs in the local area which includes Division of Highways crews, WV Farm Commission, grounds maintenance, and a multitude of Special Projects. The Special Project crews assist in many different community services for local schools, non-profit organizations, and government facilities. Many of the educational opportunities at HCC are also made available to inmates at

HWC, and some of the offenders housed at HWC are eventually eligible for transfer to the State's Work Release Centers.

During fiscal year 2013:

- Staff at HCC and HWC combined to process over 3,100 inmates into and out of the facilities.
- Inmates performed 38,415 hours of community service work during the year.
- HCC installed CCTV cameras in several areas throughout the facility that previously had no coverage in an effort to reduce assaults and increase safety.
- Windows in the E1 and E2 segregation units were secured and cannot be opened by the inmates now. This has greatly reduced the communication between segregation inmates and inmates living in general population which has reduced negative incidents throughout the facility.
- A Correctional Hearing Officer position was added for the facility and the Hearing Officers were moved to an area that better serves the needs of the facility.
- A fiber optic cable was installed by Suddenlink that has increased speed and bandwidth throughout the facility. This has been a tremendous improvement for staff as they perform their duties.
- HCC is currently in Phase III of the ESCO project with Johnson Controls. Projects include: (1) building improvements (seal windows, wall cracks, mortar cracks, control joints etc...) (2) Domestic water conservation (installed flush valves, faucets, and shower heads) (3) completion of the ventilation system for the kitchen, (4) building control upgrades, and (5) steam to hot water conversion for the a new heating system.



Lakin Correctional Center



Lakin Correctional Center (LCC) is located six miles north of Point Pleasant on WV Route 62. It is a maximum security correctional facility which houses custody levels ranging from minimum to maximum and is the only all-female prison in the state. LCC has a current capacity of 462 inmates.

The Department of Education provides many educational and vocational programs for the inmate population such as ABE/GED, Life skills, Business Education, Culinary Arts and Cosmetology. Correctional Industries operates a textile factory on the premises.

Keeping Infant Development Successful (KIDS) Unit opened and was designed and developed, with the assistance of Early Head Start. This program allows eligible incarcerated mothers, and their infant children born to them while in the custody of the West Virginia Division of Corrections, to reside in a specifically designated portion of the facility with their child in a safe, secure and nurturing environment.

Lori Nohe, Warden LCC entered into a partnership with Paws-4-People/Paws-4-Vets which established a training program for service dogs to include both juvenile and adult recipients. These dogs are trained by LCC inmates for a range of disabilities to include Post Traumatic Stress Disorder for our returning veterans.

Other accomplishments include:

- ACA Re-accreditation with a score of 100% Mandatory and 100% non-mandatory files.
- Implemented a Leadership Development Training Program for all supervisory staff each month.
- Revised Mentorship Program for new hires.
- Completed the scanning of Discharged and Diagnostic Files Pilot Program
- Updated Camera System in the Front Parking area of the facility.
- A Water Manifold and Softener were replaced.
- Two Blood Drives provided 43 units of blood to the Red Cross.
- Paws-4-People expanded the number of service dogs from 14 to 16.
- The Residential Substance Abuse Unit was doubled with a second Unit being implemented increasing program capacity to 80.
- An Electronic Informational System was established for the inmate population, which notes various institutional schedules, educational opportunities and activities.
- Staff Appreciation luncheons were held twice this year.
- Crime Victims Awareness Committee (CVAC) participated in various fundraisers and community activities to bring awareness to victims of crime



Martinsburg Correctional Center



Scott Paugh, Warden

The Martinsburg Correctional Center (MCC), which has been in operation since 2005, completed another year of service to the State of West Virginia by classifying 901 inmates during the fiscal year. These inmates are brought in from Regional Jails throughout the state and through various aspects of testing, interviews, and review of social and criminal histories, are assigned their initial classification level before being transferred to longer-term DOC facilities.

During the fall of 2012, the facility was audited for the second time by the American Correctional Association to ensure compliance with ACA standards. At the conclusion of the three day audit, it was determined that MCC achieved a 98.6 compliance level, which resulted in ACA accreditation for an additional three year period. This accreditation is particularly satisfying to the staff, as due to the nature of the facility mission, much of the physical plant work must be performed by staff rather than inmates, requiring additional hard work on their part. The medical department at MCC was also re-accredited by NCCHC in a separate procedure.

During the holiday season, the facility once again participated in Operation Christmas Teen, a program which provides Christmas gifts to hundreds of underprivileged children between the ages of 13 and 18. MCC oversees and administers the program which relies on donations of gifts from the public and area merchants, which is then distributed by the area's police agencies. In 2012, nearly 2000 children were served by the program.

The facility has a capacity of 120 inmates, and serves as an intake and classification center for male inmates.

MCC looks forward to the next fiscal year, with the implementation of various aspects of SB371, the new OIS system, and the opening of a new facility promising both rewards and challenges to the Division of Corrections.



McDowell County Correctional Center



Dennis Dingus, Warden

McDowell County Correctional Center (MCDO) is located in the center of McDowell County (population 27,000) within the city limits of Welch WV. It is currently housing minimum- medium security inmates at two locations. The Welch Facility has a maximum capacity of 108 inmates; the Stevens facility has a maximum capacity of 334. The Welch Facility has been housing Division of Corrections inmates since 1999 with the Stevens Correctional Center opening for inmates in 2006. Owned by the McDowell County Economic Development Authority and operated by the McDowell County Commission, the facility contracts with the West Virginia Division of Corrections.

This past year McDowell County Correctional Center has seen changes that have enhanced security and improved working conditions for employees. New state of the art, digital video recorders have been installed which yield ultra-smooth video, greater record times, and expanded camera capacity. Employee identification issues have been addressed with the implementation of a card access/employee tracking solution.

The commissary has been upgraded to include additional cameras and now employs Lockdown™ software to accurately keep track of inventory and inmate transactions. The medical department has been expanded with the addition of a dentist and 2 registered nurses. Training is provided for nurses in the medical department for mental health screening performed by PSI-MED.

McDowell County Correctional Center has begun major preparation for the renovation of the adjacent building and subsequent addition to our campus. Clear cutting of brush adjacent to the future expanded perimeter has commenced. The Training Center parking lot has been cleared of the last remnants of the initial renovation and plans have been developed to expand it to include additional administrative offices. The renovations have begun on the Southern Highlands building located behind Stevens Correctional Center which will house both general population inmates as well as a Therapeutic Community.



Mount Olive Correctional Complex/Slayton Work Camp



David Ballard, Warden

Mt. Olive Correctional Complex was built as a replacement for the Civil War-era West Virginia Penitentiary at Moundsville, WV. It's located 7 miles east of Montgomery on Cannelton Hollow Road in Fayette County. It's a maximum security correctional facility and has a current capacity of 1030 inmates. MOCC operates as a small town, having its own post office and ZIP code, power plant, electrical substation, fuel depot, water supply, central warehouse, maintenance garage, hospital and medical clinic, gymnasium, chapel, library, classrooms, courtroom, food service and laundry facilities. This, combined with the employees and inmate population, makes MOCC larger than most communities in West Virginia.

FY 2013 Accomplishments include:

During this fiscal year, MOCC partnered with various local businesses to raise money for crime victims. Inmates donated their appliances to the WV Domestic Violence Coalition. The Coalition disseminated the appliances throughout their programs, which include start-up housing for woman and their children.

Operations:

- Construction of an Electrical Sub-Station with Generator Upgrades and a Lighting Protection System Replacement of the roofs on all buildings within the secure perimeter (15 total)
- Replacement of Vehicular Sallyport #2 gates, motors and razor wire enhancements
- Expansion of the Computer Lab in the Training Center

Security:

- In an effort to keep correctional officers qualification current, Less Lethal and Firearms Training has been added to the annual in-service curriculum at MOCC.
- A new Correctional Officer Schedule was implemented where every other week officers get a 3 day weekend. This will reduce the amount of overtime, as well as provide officers with a good balance of work and family to prevent overworking and being over stressed.

Programs:

- Malachi Dads is a year-long program that used the Christian Bible as the basis of teaching inmates how to improve their parenting skills. This is the first such program to be offered to inmates in the state of West Virginia. Eleven inmates are currently enrolled in the program.
- Forty inmates attended and completed Hospice Care Training and are providing care for terminal ill patients in the Institutional Infirmary.
- Graduation was held in May 2013 with forty-four graduating inmates, which included three from the college program.

Slayton Work Camp

Opened in July 2007, the Slayton Work Camp is a 48-bed minimum-security unit situated on the grounds of the MOCC, operating as its own entity outside the secure perimeter and administered by MOCC. Inmates assigned to the Slayton Work Camp hold an appropriate security classification, are non-violent and are deemed low-risk to the community. These inmates are provided, under Correctional Officer supervision, to the Division of Highways for various labor projects in Clay, Fayette, Kanawha, Nicholas and Raleigh Counties. These inmates also provide labor and community service to various agencies/charitable organizations throughout the local area.

In keeping with the Governor's commitment to the citizens of West Virginia in maintaining a clean and beautiful state, SWC inmates provided a total of 92,469 hours of labor to the Division of Highways for various projects throughout Clay, Fayette, Kanawha, Nicholas and Raleigh Counties for Fiscal Year 2013.



Northern Correctional Center



The Northern Correctional Center (NCC) is located on a 24.3 acre site in the Northern Panhandle of West Virginia (Marshall County) within the city limits of Moundsville, West Virginia (a city of approximately 10,000 residents on the eastern bank of the Ohio River, 12 miles south of Wheeling, West Virginia).

The Northern Correctional Center and Northern Regional Jail are housed in the combined Northern Regional Jail and Correctional Center in Moundsville. NCC employs approximately 127 people. The facility is the only one of its combined nature in West Virginia; It was dedicated in August 1994.

The Northern Correctional Center (NCC) is a Level V (Maximum Security) Correctional Facility within the West Virginia Division of Corrections and has the primary purpose of providing a safe, secure, and humane environment for the public, staff, and inmate population; improve the delivery of correctional services to victims; while being responsive to the needs of the inmates and concerns of staff. Northern Correctional Center is designated as a Special Management Facility for male, Division of Corrections, inmates who can be reintegrated into the general population.

Evelyn Seifert, Warden

Northern Correctional Center operates under the unit management philosophy, wherein inmate housing pods are divided into separate units. Each unit has an assigned team of treatment and security staff who are under the general supervision of a Unit Manager.

The facilities employees are committed to maintaining excellent standards of operation and rehabilitation as demonstrated by American Correctional Association accreditation. In addition, the Education Department has been accredited by the Correctional Education Association and PrintEd. Medical Services has been accredited by the National Commission of Correctional Health Care.

NCC is actively involved in the community. The Victims' Services Committee participated in two event raising \$700. The funds were used to purchase items for the boys at St. John's Children's Home of Wheeling.

At the end of April 2013, Warden Seifert retired with over 31 years of service to the Division and Karen Pszczolkowski (pictured on right) was appointed the new Warden. Karen began her career with the Division of Corrections approximately 28 years ago as a Counselor I at the WV Penitentiary and was then promoted to Unit Manager. She transferred to Northern Correctional Center where she became Case Manager and then Associate Warden of Operations at the Center until her selection as Warden effective July 2013.



Karen Pszczolkowski



Ohio County Correctional Center



The Ohio County Correctional Center (OCCC) is located in Wheeling WV. It currently operates as a minimum security institution for 66 adult male offenders. The center's primary function is to focus on the rehabilitation of male technical parole violators. The facility offers a wide variety of job opportunities inside and outside of the facility (supervised Community Service Crews). It also provides needed programs such as Education; Transitional Skills/Computer based classes, Drug/Alcohol treatment programs, Crime Victim Awareness and Anger Management Classes.

During FY2013, OCCC was able to assist in many areas of the community. The facility sent inmate crews and volunteers to help with Wheeling and Marshall Counties soup kitchen, the Wheeling Stern Wheel Festival, the Italian Fest, Wheeling Fort Henry days and the local Wheeling area clean up. The facility was also able to contribute to numerous local charities (YWCA and the Sexual Assault Help Center) by raising money and donating items for Victim Services. In addition to the community service commitment, the facility was also able to expand its role to those inmates who need additional skills by offering the facility's first certified mining class to the population that qualified to enroll and complete the course.

William Yurcina, Administrator

Also during this past year, it was an honor to have an employee (Correctional Officer II, Chad Richmond) from OCCC be selected as the Division of Corrections Employee of the year. This honor was instilled upon him during a ceremony held at the Academy in May 2013.

There have also been numerous improvements made to the facility such as a new roof being installed and upgrades to the video, lighting and plumbing of the facility. These improvements not only help with the safety and wellbeing of the staff and inmates, but they also help assist in the security and proper operations of the facility.



Parkersburg Correctional Center



Anne Thomas, Warden

Parkersburg Correctional Center (PBCC) was formerly the Holiday Inn that closed in August 2007. PBCC officially opened on August 6, 2012 and received the first 30 inmates on August 29, 2012. PBCC is a minimum-security facility which currently houses 130 male offenders who are carefully screened through a risk assessment classification method for participation in the work release program. Inmates assigned to the facility are minimum or community classification status and must be within eighteen months of parole eligibility or discharge to be eligible for Work Release assignment and within twenty four months of parole eligibility or discharge, to enroll in the Residential Substance Abuse Treatment Unit (RSAT).

The RSAT Unit operates under the therapeutic community model of treatment, wherein offenders are exposed to values and principles consistent with those found in the larger society rather than within the prison subculture. At the same time, they are placed in intensive treatment programs to overcome their addictions. PBCC also provides RSAT Aftercare for offenders completing the Therapeutic Community. The RSAT Aftercare is designed to provide a safe transition for the offender from work release to the community, with peer support and follow-up addiction services as they gradually transition back into society.

Inmates are encouraged to further their education by attending General Education Classes (GED), vocational classes, and college courses, when applicable. They are also employed in the community in various jobs and pay a percentage of their income to the facility to help defray the cost of incarceration and save taxpayers money. They utilize their opportunity in the work release program to begin paying child support, court costs or fines, and restitution they may owe. PBCC inmates also assist local communities through various community service projects.

The following are a few of the significant accomplishments that occurred during this fiscal year:

- PBCC inmates provided approximately 12,102 community service hours to some of the following organizations in the city of Parkersburg and surrounding areas: City of Parkersburg, Habitat for Humanity, Salvation Army, Humane Society, Parkersburg City Police, Wood County Division of Highways, Historical Society, Parchment Valley, and local churches.
- The RSAT Unit started the Turning Point Garden June 2012, named after the PBCC RSAT Unit. Inmates from the RSAT unit provide all the daily maintenance for the garden.
- A collaborative effort with KISRA, (Kanawha Institute for Social Research & Action, Inc.) Workforce WV, and the WV Department Education to provide the following programs: Parenting Inside and Out, Financial Peace, Courage Inside and Out, Workforce Readiness and 99 Days & a Get Up.



Pruntytown Correctional Center



Debra Minnix, Warden

The Pruntytown Correctional Center (PCC) was originally established as the West Virginia Industrial School for Boys in 1891 and served as a juvenile facility until being closed in January of 1983. Pruntytown reopened in 1985, housing minimum custody adult male inmates whose primary work function was to renovate the facility. In 1988, 32 adult female inmates were moved to Pruntytown, making it the state's first adult co-ed correctional facility.

Pruntytown now houses 369 minimum and medium security adult male inmates who are within 36 months of possible release through parole or discharge.

In August 2012, Pruntytown Correctional Center had their first re-accreditation audit by the American Correctional Association passing 100% of the mandatory standards and 99.3% of the non-mandatory standards.

During this fiscal year, Pruntytown Correctional Center also received some much needed improvements due to the age of the buildings and infrastructure. The entrance to Administration I building was repaved, along with road going up the hill to Units 18, 19, and 20. The duplex and the two-story were torn down due to the safety concerns. The gymnasium floor was stripped, painted, and sealed by the On-Grounds

Inmate Crew. The Tool Room was moved out of the Maintenance Department to give them some much needed space, and provided for a more accommodating Tool Room.

With the continuing implementation of the Energy Savings Performance Contract (ESCO), PCC showed a savings of \$7,180.70 with water, \$18,286.05 with electric, and \$5,045.58 with gas for a total savings of \$30,512.33 for the year.

Giving back to the community continues to be a huge goal of Pruntytown Correctional Center. In addition to the 134,103 hours of community service through inmate work crews, PCC's Crime Victim Awareness Committee (CVAC) was active throughout the year. In October, CVAC sponsored a community awareness walk in downtown Grafton. Through a pizza sale to inmates, \$309.70 was donated to the Rape and Domestic Violence Information Center (RDVIC). Another community walk was held in April to commemorate Crime Victim Awareness Month. Through another pizza sale \$291.00 was donated to RDVIC. Through a softball tournament requested and organized by the inmate population, a total of \$1028.80 was donated to the WVU Children's Hospital.



Salem Correctional Center



David Jones, Warden

Salem Correctional Center became the newest correctional facility in the WVDOC on July 1, 2013 and will begin receiving inmates in October, 2013. It is located in Harrison/Doddrige Counties in WV and will house 388 male/medium security inmates. There will be 54 intake beds, 56 RSAT beds, 20 Segregation and 258 General Population beds. Vocational/Educational Shops will include: Plumbing, HVAC, Culinary Arts and Business Education.

Work Crews from the facility will work on various community service projects to include trash/litter pickup, brush removal, flood cleanups, etc...and various other projects for state parks, local churches, county commissions, various state and local agencies.

David Jones was selected Warden of Salem. He began his career with the Division of Corrections in 1995, at the Mount Olive Correctional Complex as a Correctional Officer and was promoted to Correctional Counselor II and then Case Manager until he transferred to St. Mary's Correctional Center where he eventually became Unit Manager of the facility. David then went on to become the Facility Director of the Lorrie Yeager Jr. Juvenile Center in 2005, and was selected Superintendent of the WV Industrial Home for Youth in October 2011.

In his various roles with the Division of Corrections and Juvenile Services, David has gained the necessary experience to effectively run the Salem Correctional Center.



St. Marys Correctional Center



Patrick Mirandy, Warden

The St. Marys Correctional Center (SMCC) is located three miles north of St. Marys, West Virginia on State Route 2 in Pleasants County. It was formerly known as the Colin Anderson Center, which was established in 1932 by an Act of the Legislature. The Colin Anderson Center was closed in the spring of 1998, at which time funding was provided to renovate the facility as a correctional center.

In the early spring of 1998, the West Virginia Division of Corrections began the transition to house adult male, minimum to medium security inmates at SMCC. In addition to the general population offenders, the targeted population includes aging, geriatric, special needs and chronic medical offenders with lower custody type classification. Today the total population for facility is 554. SMCC has 230 personnel on site that are state employees to support the St. Marys Correctional Center (160 uniform and 70 non-uniform).

SMCC was appropriated an additional \$260,000.00 budget allowance this past spring, which allotted the following necessary renovations within the facility. It was essential to move our original canine unit site to the back yard of the Warden's House due to the canine being exposed to contaminated flood waters. With this specific project, two carports were installed, which provided shade and cooling for the canines. A dilapidated garage was also torn down at the Warden's House for safety purposes.

The maintenance department was busy with various projects to enhance the security of the facility that included removing several trees from the inmates recreation yard, the front area of Building 83, and foliage that was surrounding the inner perimeter fences. They also removed a handball wall that was approximately twelve foot high. An additional production on the yard was the construction of a new pavilion with a concrete pad, which accommodates twenty four inmates. Other concrete slabs were constructed to support the placements of the solid waste and refuse dumpsters. A security gate was installed at the entrance of Post 78, and a razor wire fence was positioned between the administration building and the 72 housing unit.

The maintenance support staff tore down the old collapsing and unsafe building and feed barn at the SMCC rifle range, and completed construction of a pavilion to accommodate a shelter, which is required for training at the firearms range. SMCC also makes this site available to other local law enforcement agencies so they can complete their mandatory weapons/firearms training.

SMCC remains an active participant with the Red Cross, and continue to have blood drive screenings quarterly at the facility. SMCC also continues to provide onsite employee benefits to those in need. Staff at SMCC are very supportive of each other, always willing to unite in catastrophic times.



Research & Statistics: County Spotlights

County Spotlight

The following section shows the number of inmates incarcerated from each individual county on or about June 30th of the last 12 years.

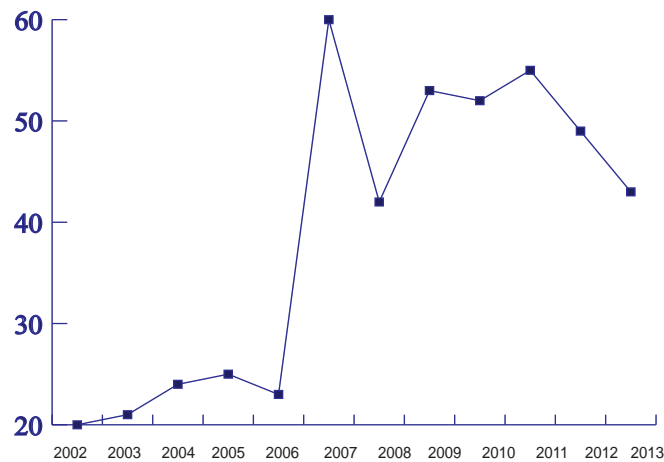


Barbour County

Number of inmates incarcerated at end of each fiscal year.



2002	20	2008	42
2003	21	2009	53
2004	24	2010	52
2005	25	2011	55
2006	23	2012	49
2007	60	2013	43

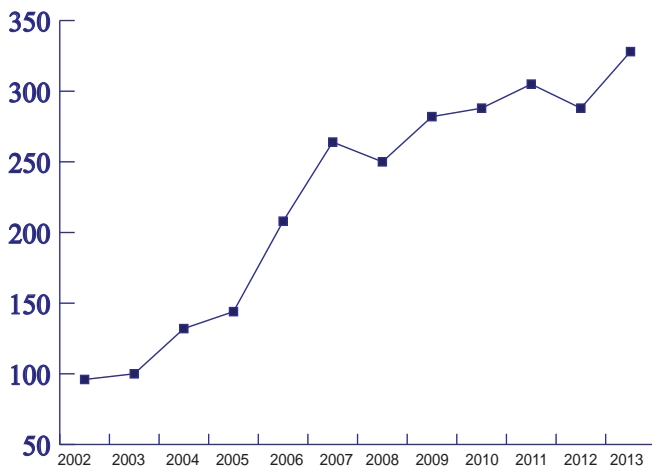


Berkeley County

Number of inmates incarcerated at end of each fiscal year.



2002	96	2008	250
2003	100	2009	282
2004	132	2010	288
2005	144	2011	305
2006	208	2012	288
2007	264	2013	328

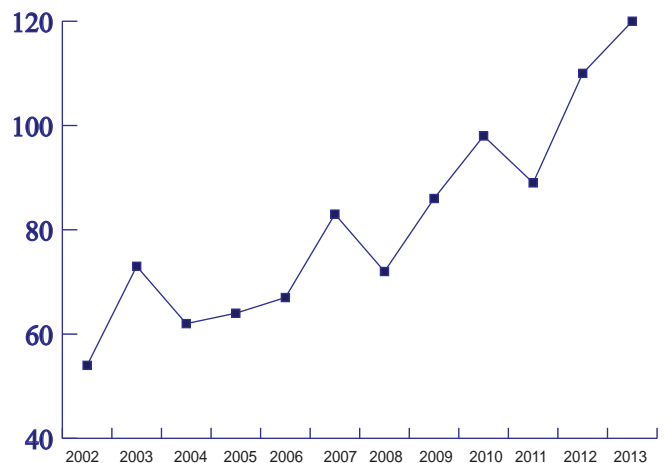


Boone County

Number of inmates incarcerated at end of each fiscal year.



2002	54	2008	72
2003	73	2009	86
2004	62	2010	98
2005	64	2011	89
2006	67	2012	110
2007	83	2013	120



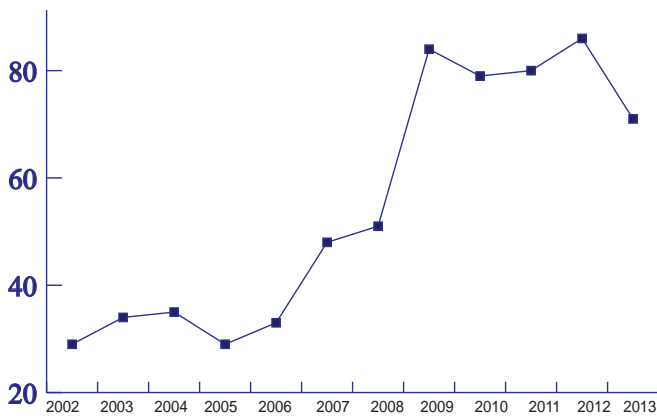
County Spotlights

Braxton County

Number of inmates incarcerated at end of each fiscal year.



2002	29	2008	51
2003	34	2009	84
2004	35	2010	79
2005	29	2011	80
2006	33	2012	86
2007	48	2013	71

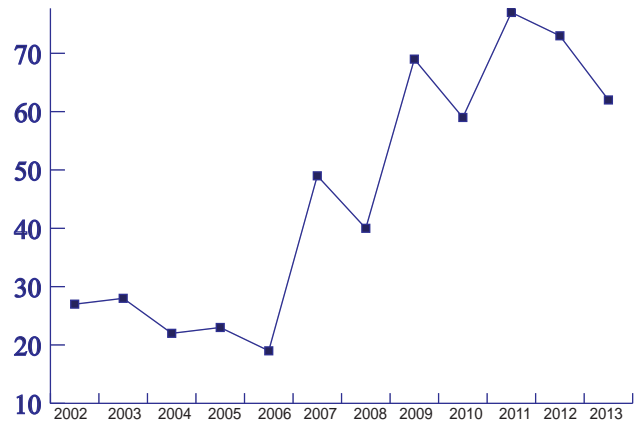


Brooke County

Number of inmates incarcerated at end of each fiscal year.



2002	27	2008	40
2003	28	2009	69
2004	22	2010	59
2005	23	2011	77
2006	19	2012	73
2007	49	2013	62

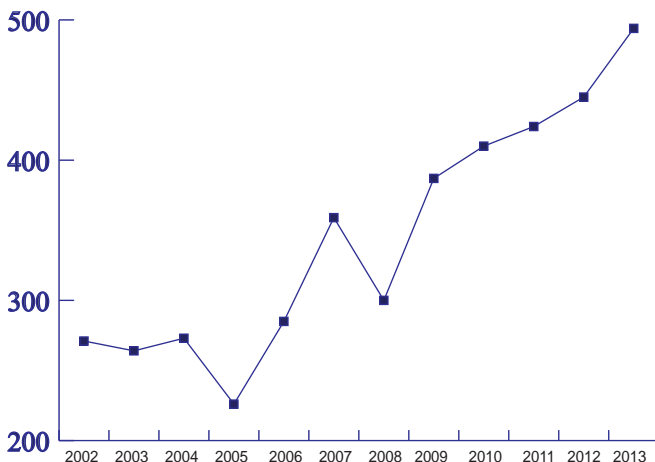


Cabell County

Number of inmates incarcerated at end of each fiscal year.



2002	271	2008	300
2003	264	2009	387
2004	273	2010	410
2005	226	2011	424
2006	285	2012	445
2007	359	2013	494

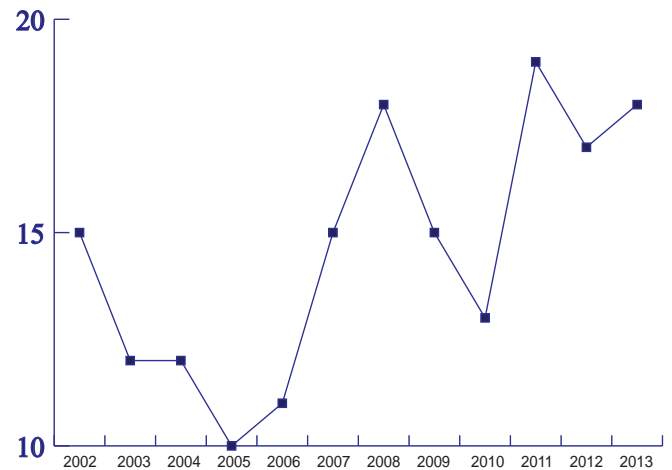


Calhoun County

Number of inmates incarcerated at end of each fiscal year.



2002	15	2008	18
2003	12	2009	15
2004	12	2010	13
2005	10	2011	19
2006	11	2012	17
2007	15	2013	18

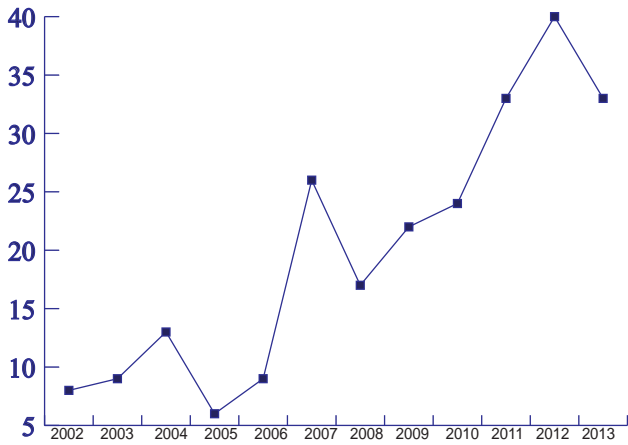


County Spotlights

Clay County

Number of inmates incarcerated at end of each fiscal year.

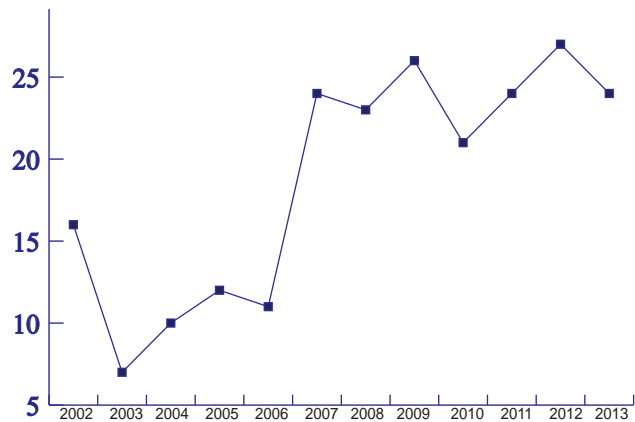
2002	8	2008	17
2003	9	2009	22
2004	13	2010	24
2005	6	2011	33
2006	9	2012	40
2007	26	2013	33



Doddridge County

Number of inmates incarcerated at end of each fiscal year.

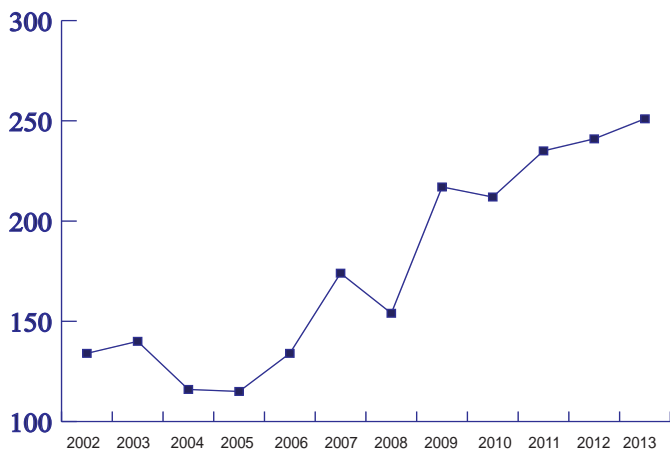
2002	16	2008	23
2003	7	2009	26
2004	10	2010	21
2005	12	2011	24
2006	11	2012	27
2007	24	2013	24



Fayette County

Number of inmates incarcerated at end of each fiscal year.

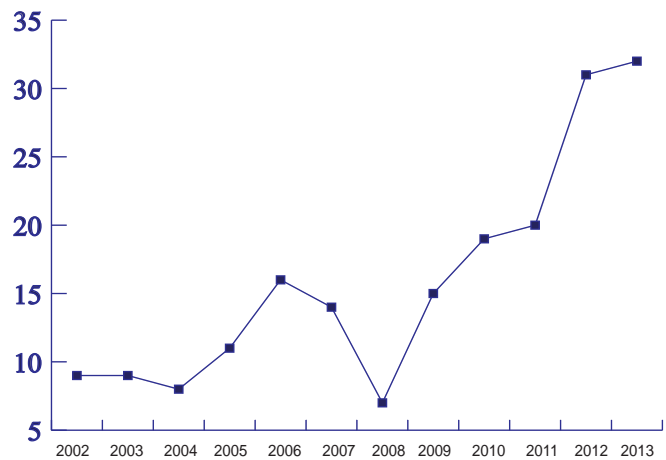
2002	134	2008	154
2003	140	2009	217
2004	116	2010	212
2005	115	2011	235
2006	134	2012	241
2007	174	2013	251



Gilmer County

Number of inmates incarcerated at end of each fiscal year.

2002	9	2008	7
2003	9	2009	15
2004	8	2010	19
2005	11	2011	20
2006	16	2012	31
2007	14	2013	32



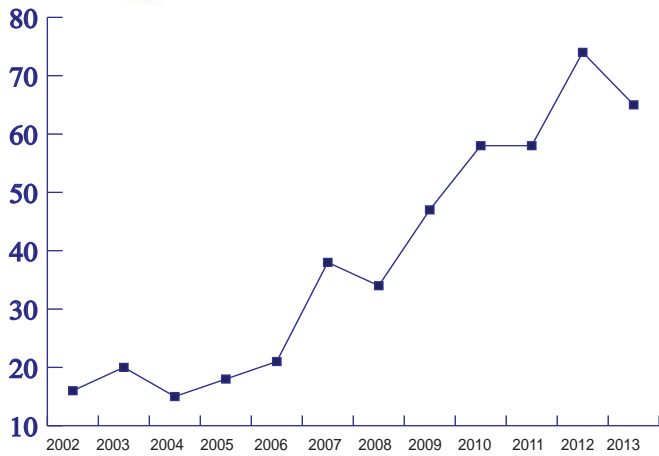
County Spotlights

Grant County

Number of inmates incarcerated at end of each fiscal year.



2002	16	2008	34
2003	20	2009	47
2004	15	2010	58
2005	18	2011	58
2006	21	2012	74
2007	38	2013	65

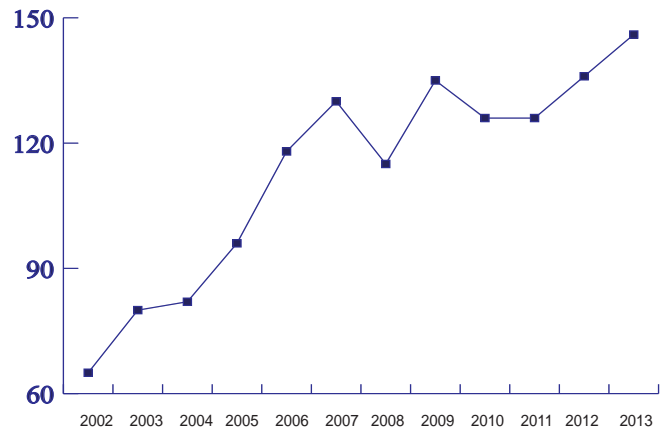


Greenbrier County

Number of inmates incarcerated at end of each fiscal year.



2002	65	2008	115
2003	80	2009	135
2004	82	2010	126
2005	96	2011	126
2006	118	2012	136
2007	130	2013	146

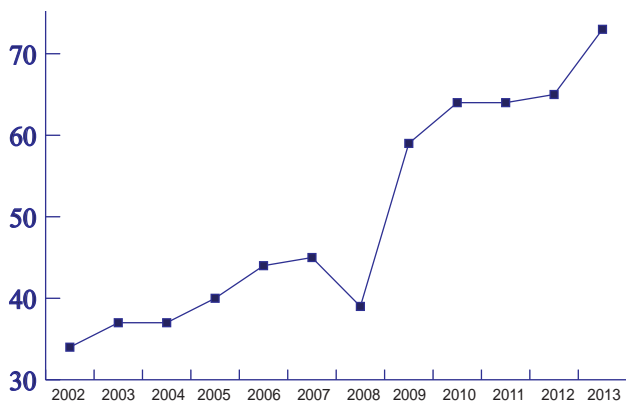


Hampshire County

Number of inmates incarcerated at end of each fiscal year.



2002	34	2008	39
2003	37	2009	59
2004	37	2010	64
2005	40	2011	64
2006	44	2012	65
2007	45	2013	73

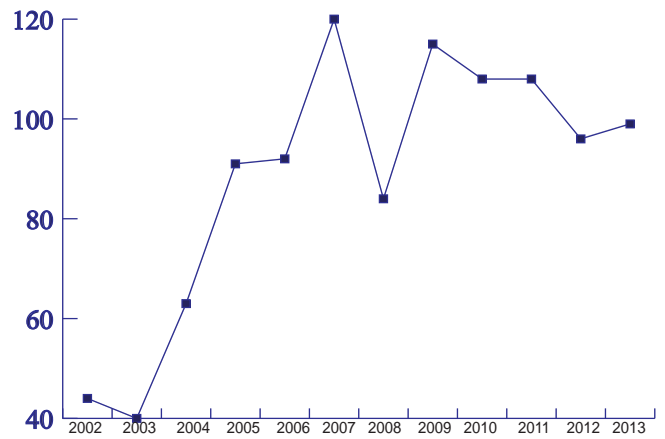


Hancock County

Number of inmates incarcerated at end of each fiscal year.



2002	44	2008	84
2003	40	2009	115
2004	63	2010	108
2005	91	2011	108
2006	92	2012	96
2007	120	2013	99



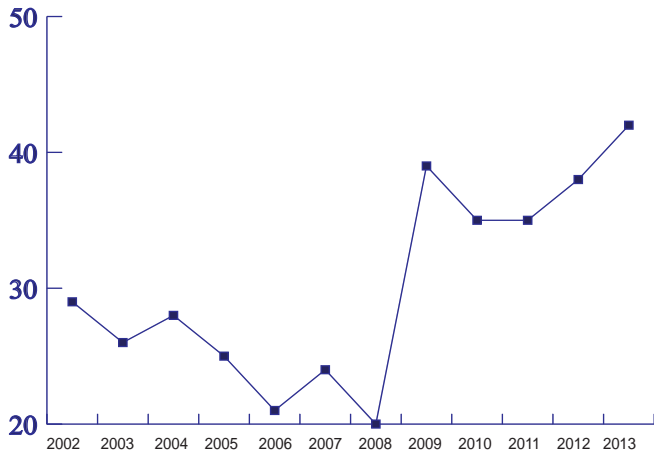
County Spotlights

Hardy County

Number of inmates incarcerated at end of each fiscal year.



2002	29	2008	20
2003	26	2009	39
2004	28	2010	35
2005	25	2011	35
2006	21	2012	38
2007	24	2013	42

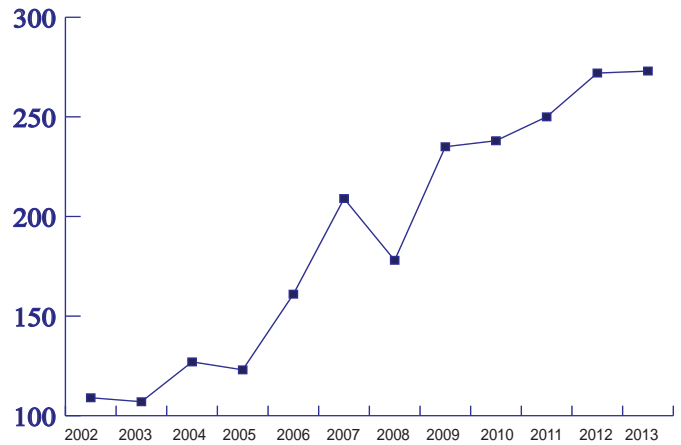


Harrison County

Number of inmates incarcerated at end of each fiscal year.



2002	109	2008	178
2003	107	2009	235
2004	127	2010	238
2005	123	2011	250
2006	161	2012	272
2007	209	2013	273

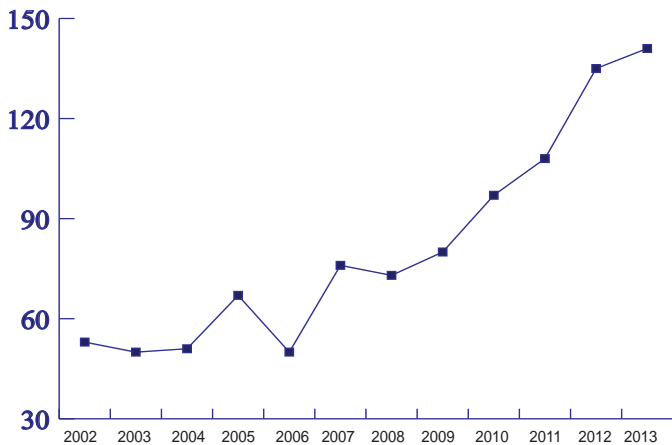


Jackson County

Number of inmates incarcerated at end of each fiscal year.



2002	53	2008	73
2003	50	2009	80
2004	51	2010	97
2005	67	2011	108
2006	50	2012	135
2007	76	2013	141

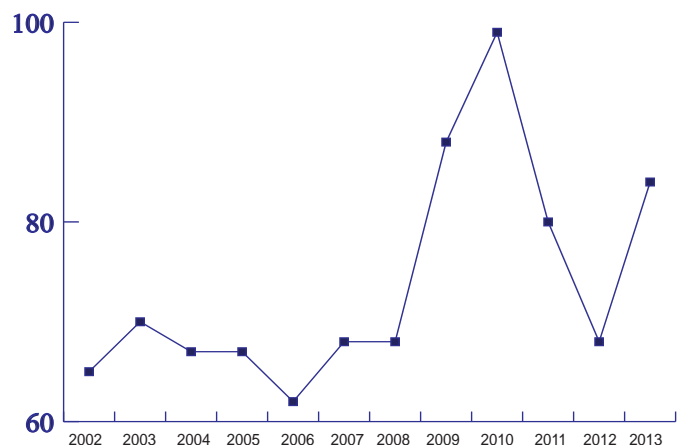


Jefferson County

Number of inmates incarcerated at end of each fiscal year.



2002	65	2008	68
2003	70	2009	88
2004	67	2010	99
2005	67	2011	80
2006	62	2012	68
2007	68	2013	84



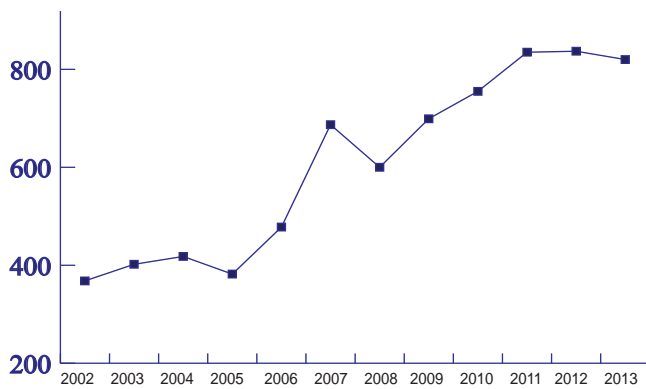
County Spotlights

Kanawha County

Number of inmates incarcerated at end of each fiscal year.



2002	368	2008	600
2003	402	2009	699
2004	418	2010	755
2005	382	2011	835
2006	478	2012	837
2007	687	2013	820

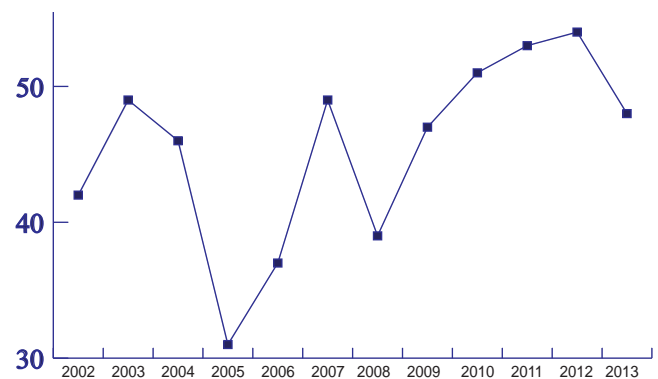


Lewis County

Number of inmates incarcerated at end of each fiscal year.



2002	42	2008	39
2003	49	2009	47
2004	46	2010	51
2005	31	2011	53
2006	37	2012	54
2007	49	2013	48

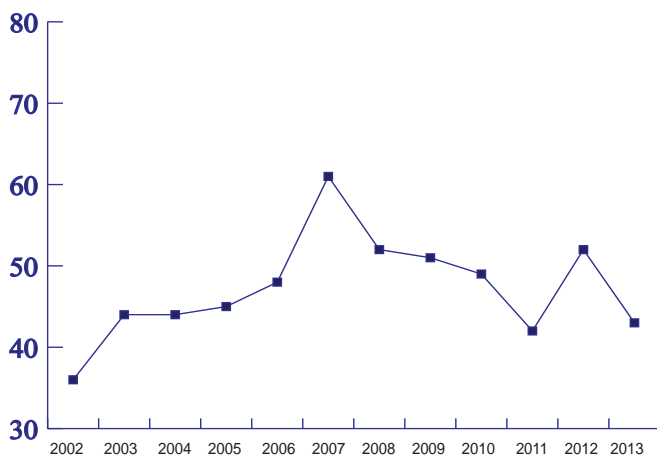


Lincoln County

Number of inmates incarcerated at end of each fiscal year.



2002	36	2008	52
2003	44	2009	51
2004	44	2010	49
2005	45	2011	42
2006	48	2012	52
2007	61	2013	43

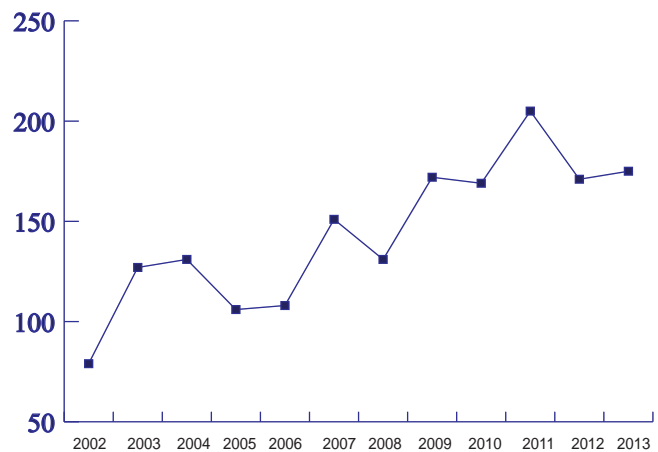


Logan County

Number of inmates incarcerated at end of each fiscal year.



2002	79	2008	131
2003	127	2009	172
2004	131	2010	169
2005	106	2011	205
2006	108	2012	171
2007	151	2013	175



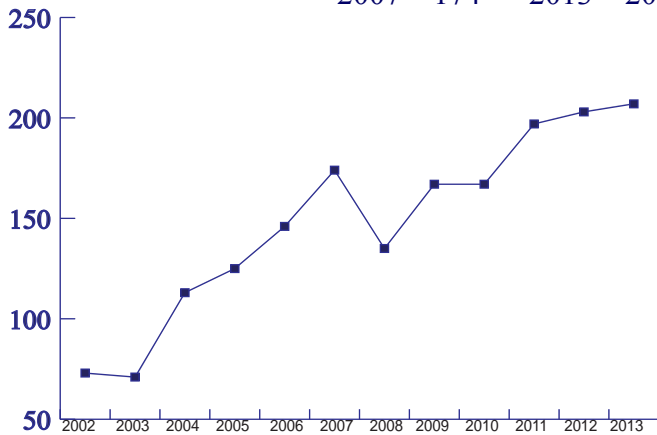
County Spotlights

Marion County



Number of inmates incarcerated at end of each fiscal year.

2002	73	2008	135
2003	71	2009	167
2004	113	2010	167
2005	125	2011	197
2006	146	2012	203
2007	174	2013	207

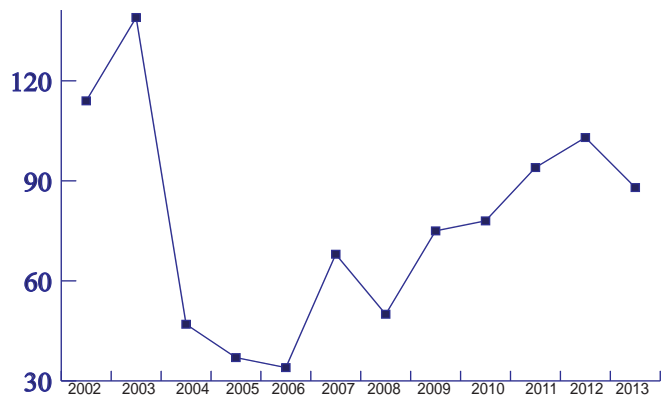


Marshall County



Number of inmates incarcerated at end of each fiscal year.

2002	114	2008	50
2003	139	2009	75
2004	47	2010	78
2005	37	2011	94
2006	34	2012	103
2007	68	2013	88

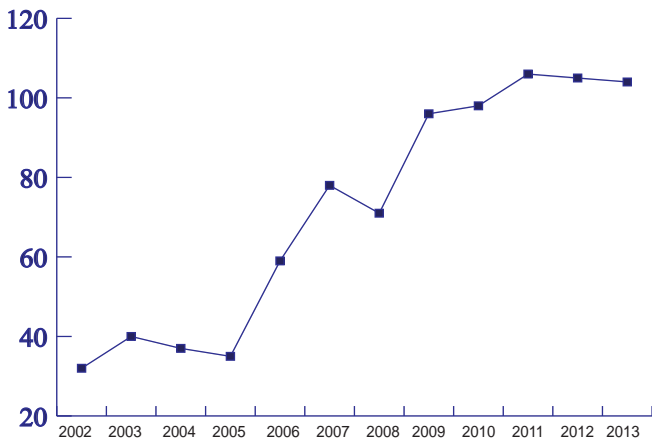


Mason County



Number of inmates incarcerated at end of each fiscal year.

2002	32	2008	71
2003	40	2009	96
2004	37	2010	98
2005	35	2011	106
2006	59	2012	105
2007	78	2013	104

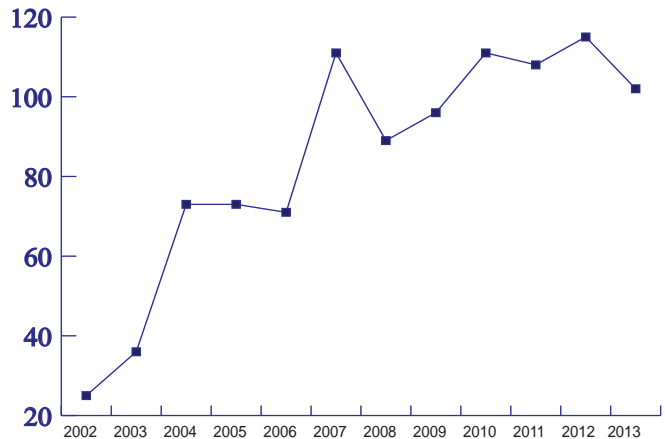


McDowell County



Number of inmates incarcerated at end of each fiscal year.

2002	25	2008	89
2003	36	2009	96
2004	73	2010	111
2005	73	2011	108
2006	71	2012	115
2007	111	2013	102



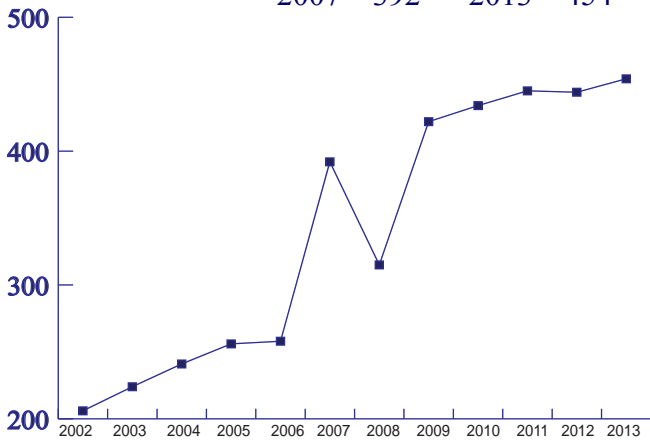
County Spotlights

Mercer County



Number of inmates incarcerated at end of each fiscal year.

2002	206	2008	315
2003	224	2009	422
2004	241	2010	434
2005	256	2011	445
2006	258	2012	444
2007	392	2013	454

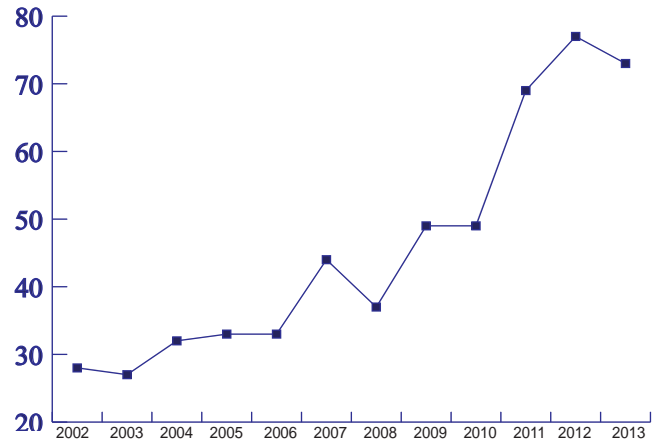


Mineral County



Number of inmates incarcerated at end of each fiscal year.

2002	28	2008	37
2003	27	2009	49
2004	32	2010	49
2005	33	2011	69
2006	33	2012	77
2007	44	2013	73

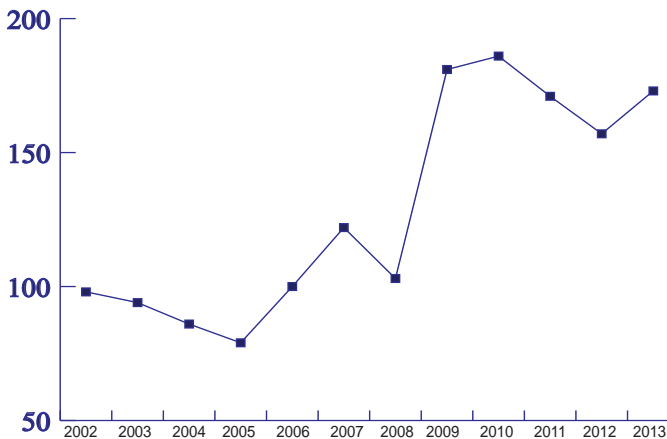


Mingo County



Number of inmates incarcerated at end of each fiscal year.

2002	98	2008	103
2003	94	2009	181
2004	86	2010	186
2005	79	2011	171
2006	100	2012	157
2007	122	2013	173

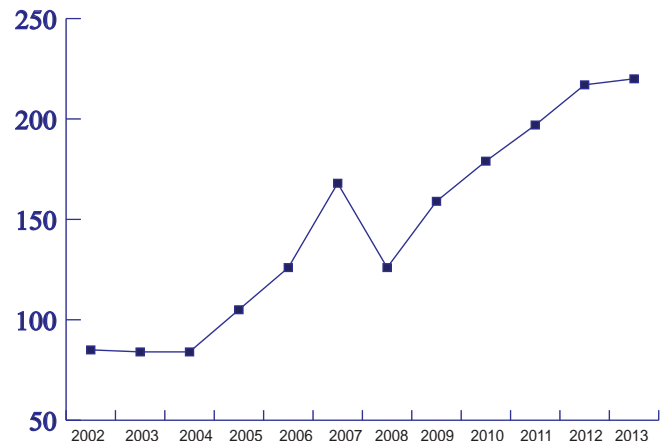


Monongalia County



Number of inmates incarcerated at end of each fiscal year.

2002	85	2008	126
2003	84	2009	159
2004	84	2010	179
2005	105	2011	197
2006	126	2012	217
2007	168	2013	220



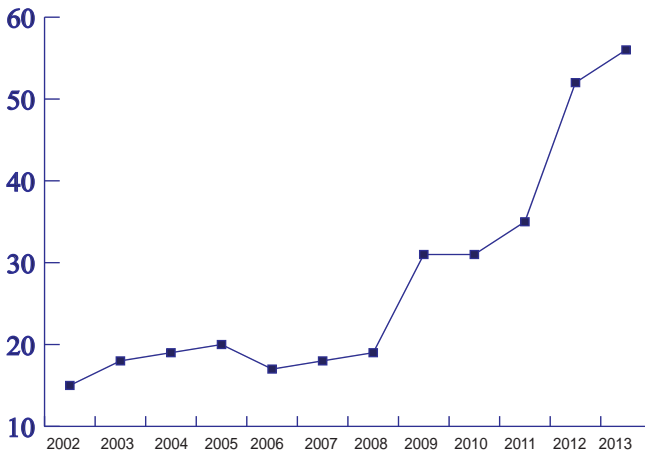
County Spotlights

Monroe County

Number of inmates incarcerated at end of each fiscal year.



2002	15	2008	19
2003	18	2009	31
2004	19	2010	31
2005	20	2011	35
2006	17	2012	52
2007	18	2013	56

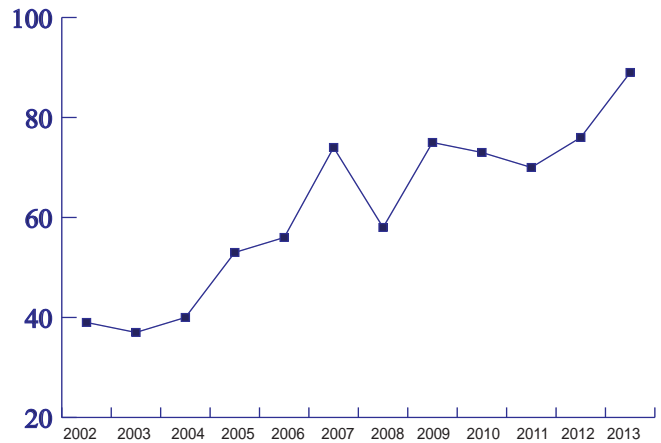


Morgan County

Number of inmates incarcerated at end of each fiscal year.



2002	39	2008	58
2003	37	2009	75
2004	40	2010	73
2005	53	2011	70
2006	56	2012	76
2007	74	2013	89

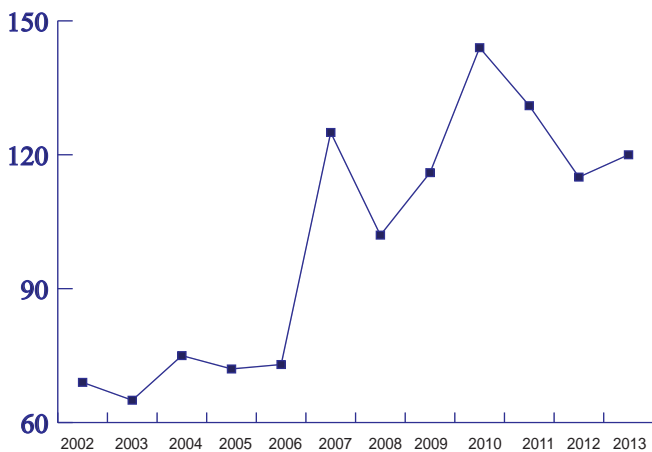


Nicholas County

Number of inmates incarcerated at end of each fiscal year.



2002	69	2008	102
2003	65	2009	116
2004	75	2010	144
2005	72	2011	131
2006	73	2012	115
2007	125	2013	120

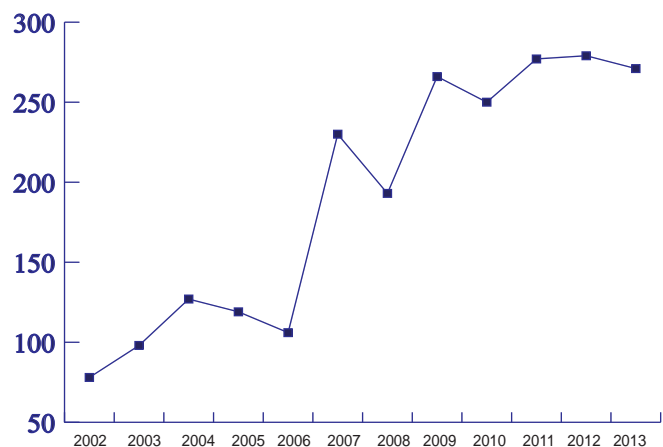


Ohio County

Number of inmates incarcerated at end of each fiscal year.



2002	78	2008	193
2003	98	2009	266
2004	127	2010	250
2005	119	2011	277
2006	106	2012	279
2007	230	2013	271



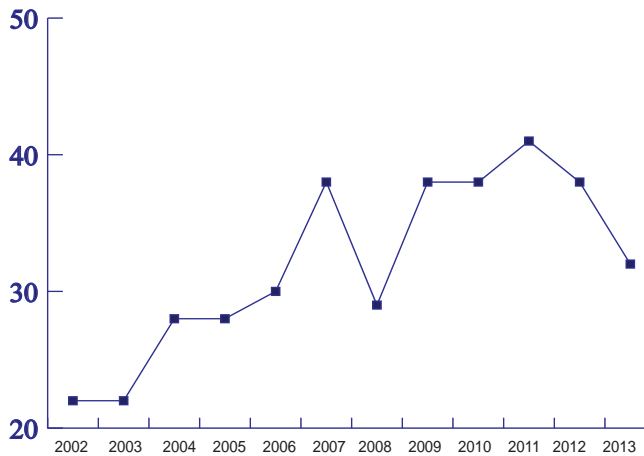
County Spotlights

Pendleton County

Number of inmates incarcerated at end of each fiscal year.



2002	22	2008	29
2003	22	2009	38
2004	28	2010	38
2005	28	2011	41
2006	30	2012	38
2007	38	2013	32

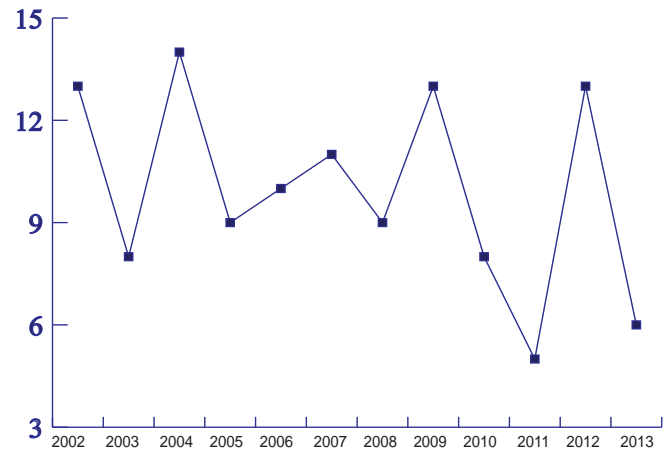


Pleasants County

Number of inmates incarcerated at end of each fiscal year.



2002	13	2008	9
2003	8	2009	13
2004	14	2010	8
2005	9	2011	5
2006	10	2012	13
2007	11	2013	6

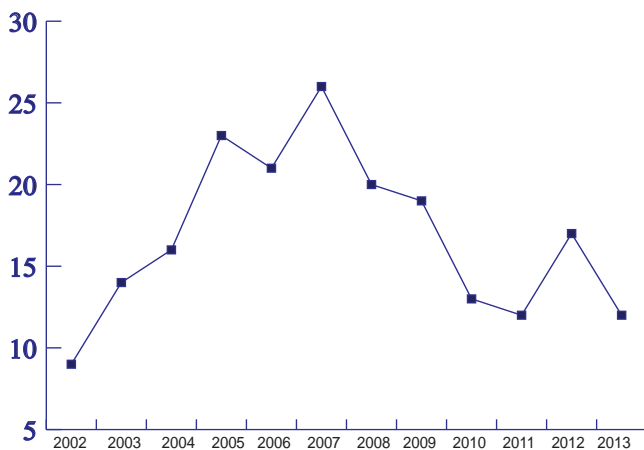


Pocahontas County

Number of inmates incarcerated at end of each fiscal year.



2002	9	2008	20
2003	14	2009	19
2004	16	2010	13
2005	23	2011	12
2006	21	2012	17
2007	26	2013	12

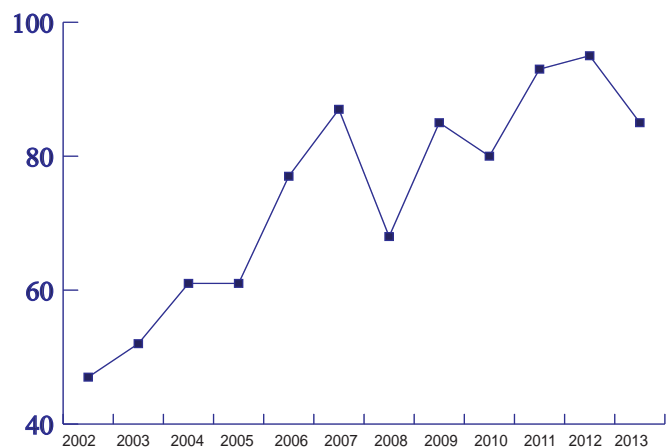


Preston County

Number of inmates incarcerated at end of each fiscal year.



2002	47	2008	68
2003	52	2009	85
2004	61	2010	80
2005	61	2011	93
2006	77	2012	95
2007	87	2013	85



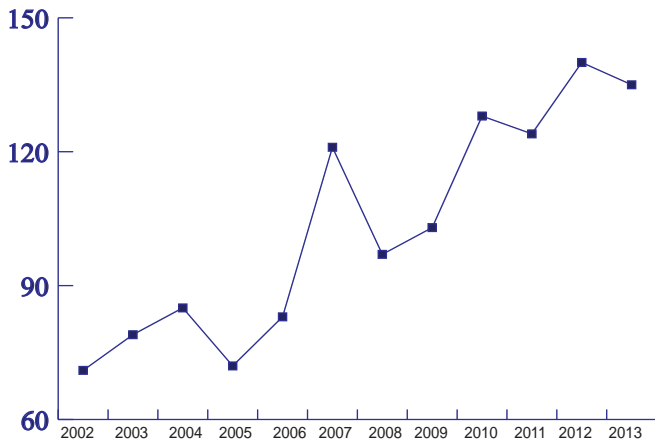
County Spotlights

Putnam County

Number of inmates incarcerated at end of each fiscal year.



2002	71	2008	97
2003	79	2009	103
2004	85	2010	128
2005	72	2011	124
2006	83	2012	140
2007	121	2013	135

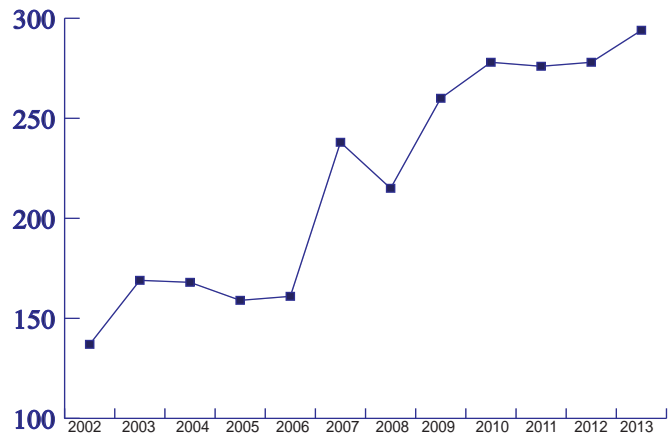


Raleigh County

Number of inmates incarcerated at end of each fiscal year.



2002	137	2008	215
2003	169	2009	260
2004	168	2010	278
2005	159	2011	276
2006	161	2012	278
2007	238	2013	294

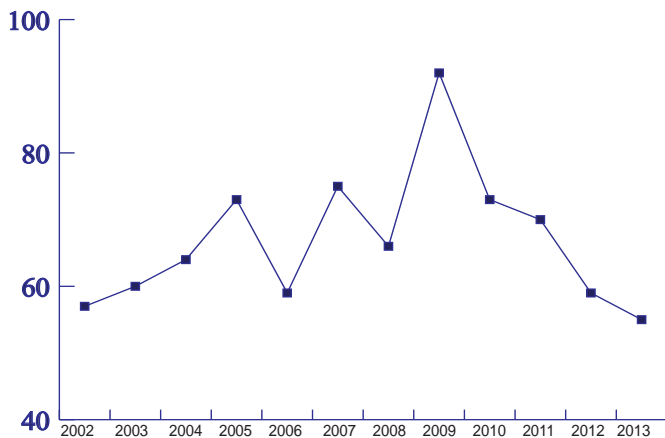


Randolph County

Number of inmates incarcerated at end of each fiscal year.



2002	57	2008	66
2003	60	2009	92
2004	64	2010	73
2005	73	2011	70
2006	59	2012	59
2007	75	2013	55

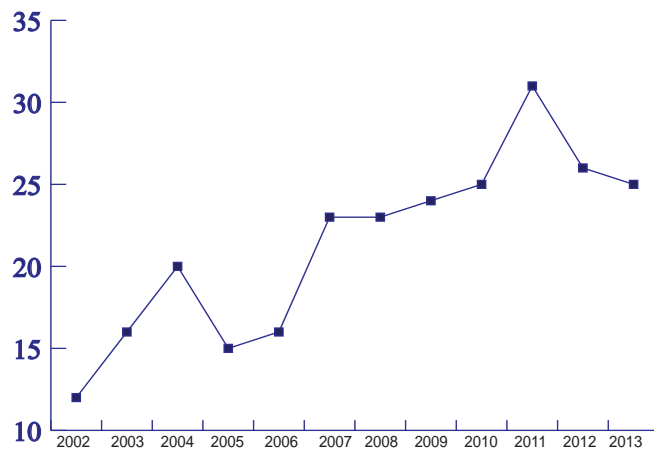


Ritchie County

Number of inmates incarcerated at end of each fiscal year.



2002	12	2008	23
2003	16	2009	24
2004	20	2010	25
2005	15	2011	31
2006	16	2012	26
2007	23	2013	25



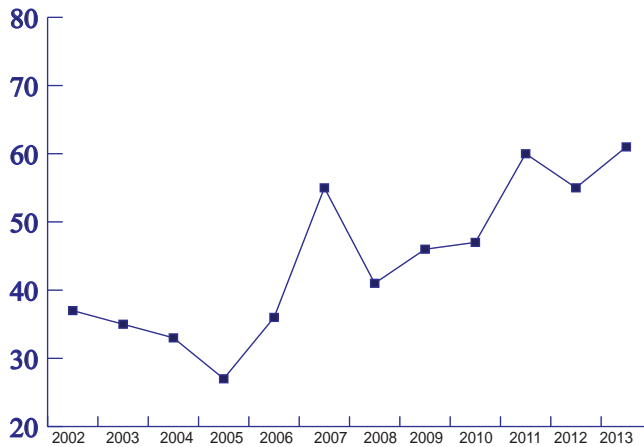
County Spotlights

Roane County

Number of inmates incarcerated at end of each fiscal year.



2002	37	2008	41
2003	35	2009	46
2004	33	2010	47
2005	27	2011	60
2006	36	2012	55
2007	55	2013	61

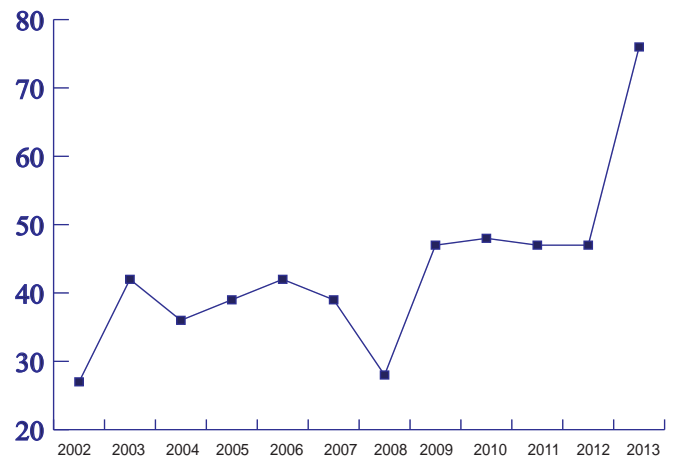


Summers County

Number of inmates incarcerated at end of each fiscal year.




2002	27	2008	28
2003	42	2009	47
2004	36	2010	48
2005	39	2011	47
2006	42	2012	47
2007	39	2013	76

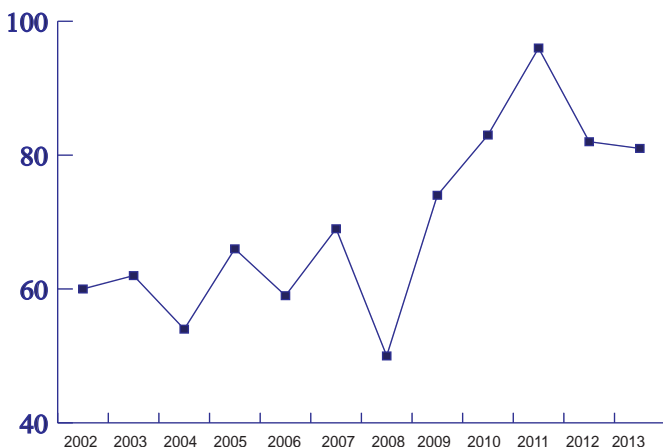


Taylor County

Number of inmates incarcerated at end of each fiscal year.



2002	60	2008	50
2003	62	2009	74
2004	54	2010	83
2005	66	2011	96
2006	59	2012	82
2007	69	2013	81

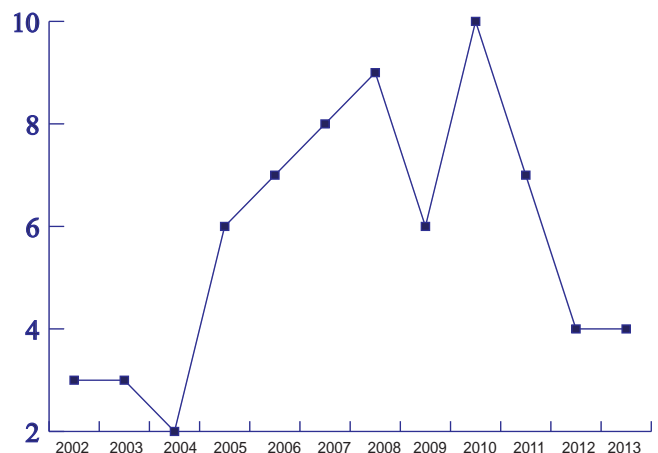


Tucker County

Number of inmates incarcerated at end of each fiscal year.



2002	3	2008	9
2003	3	2009	6
2004	2	2010	10
2005	6	2011	7
2006	7	2012	4
2007	8	2013	4



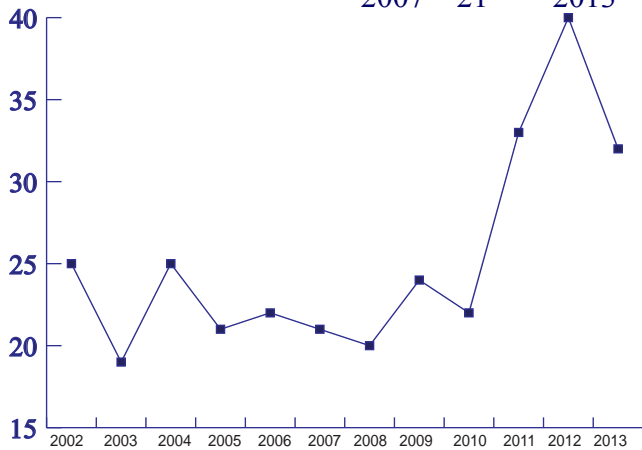
County Spotlights

Tyler County



Number of inmates incarcerated at end of each fiscal year.

2002	25	2008	20
2003	19	2009	24
2004	25	2010	22
2005	21	2011	33
2006	22	2012	40
2007	21	2013	32

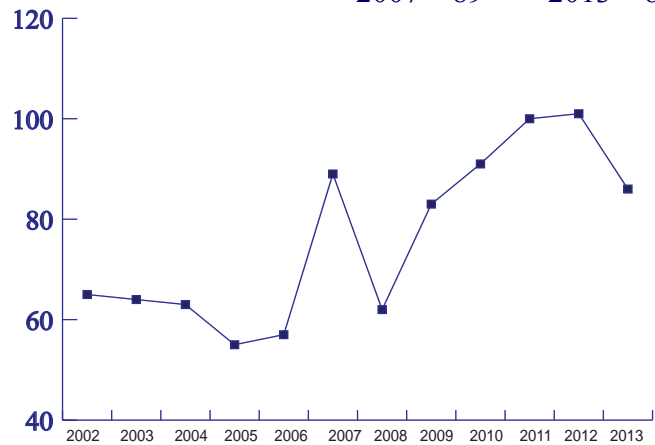


Upshur County



Number of inmates incarcerated at end of each fiscal year.

2002	65	2008	62
2003	64	2009	83
2004	63	2010	91
2005	55	2011	100
2006	57	2012	101
2007	89	2013	86

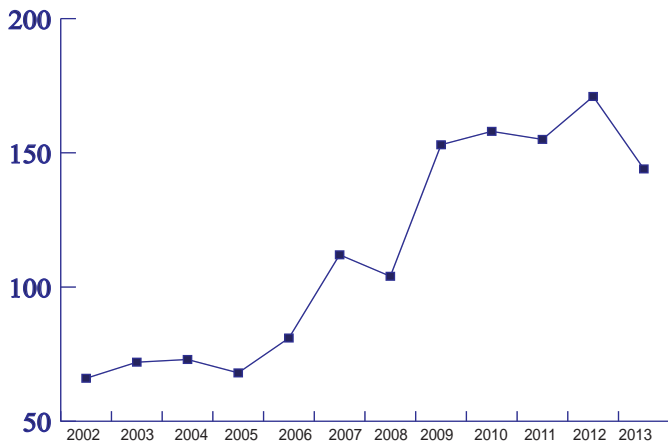


Wayne County



Number of inmates incarcerated at end of each fiscal year.

2002	66	2008	104
2003	72	2009	153
2004	73	2010	158
2005	68	2011	155
2006	81	2012	171
2007	112	2013	144

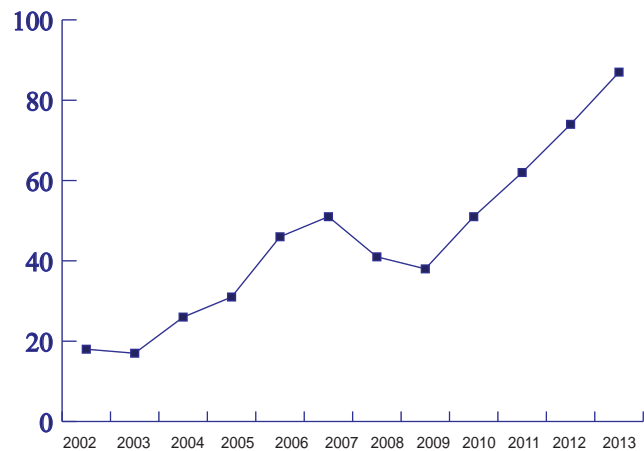


Webster County



Number of inmates incarcerated at end of each fiscal year.

2002	18	2008	41
2003	17	2009	38
2004	26	2010	51
2005	31	2011	62
2006	46	2012	74
2007	51	2013	87



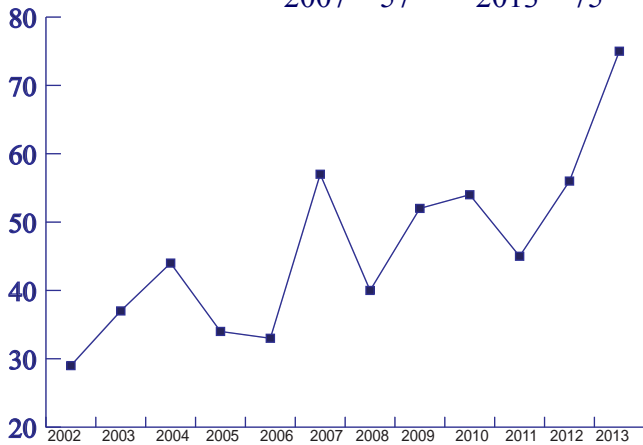
County Spotlights

Wetzel County

Number of inmates incarcerated at end of each fiscal year.



2002	29	2008	40
2003	37	2009	52
2004	44	2010	54
2005	34	2011	45
2006	33	2012	56
2007	57	2013	75

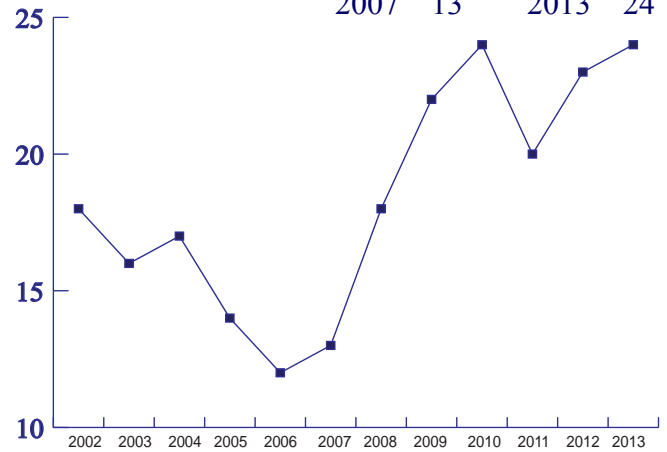


Wirt County

Number of inmates incarcerated at end of each fiscal year.



2002	18	2008	18
2003	16	2009	22
2004	17	2010	24
2005	14	2011	20
2006	12	2012	23
2007	13	2013	24

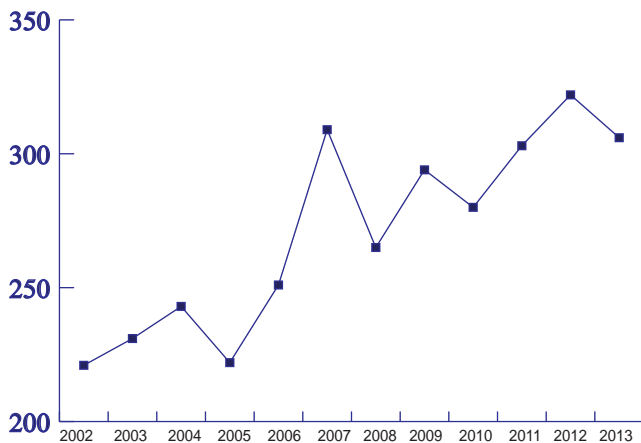


Wood County

Number of inmates incarcerated at end of each fiscal year.



2002	221	2008	265
2003	231	2009	294
2004	243	2010	280
2005	222	2011	303
2006	251	2012	322
2007	309	2013	306

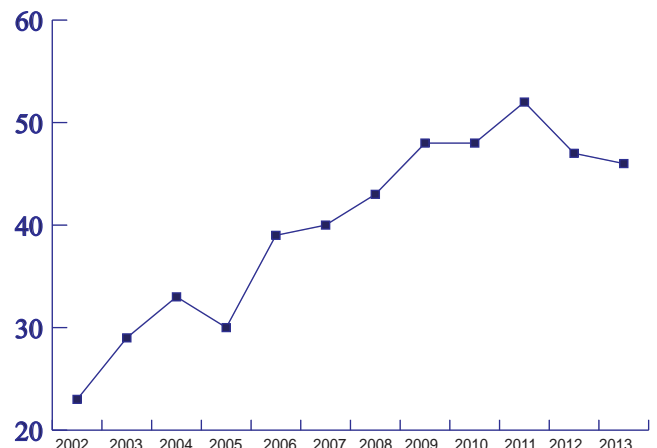


Wyoming County

Number of inmates incarcerated at end of each fiscal year.



2002	23	2008	43
2003	29	2009	48
2004	33	2010	48
2005	30	2011	52
2006	39	2012	47
2007	40	2013	46



Training Statistics

Each year, the WVDOC requires every employee to complete a designated amount of training. Training hours are earned by attending classes, seminars, and various other events. The West Virginia Corrections Academy provides aggressive training in order to develop exemplary corrections professionals. Both basic training and required training hours enhance job performance, sharpen skills, and improve the overall professionalism of the WVDOC.

Table 1: WVDOC Employees completing Basic Training, FY 2013.

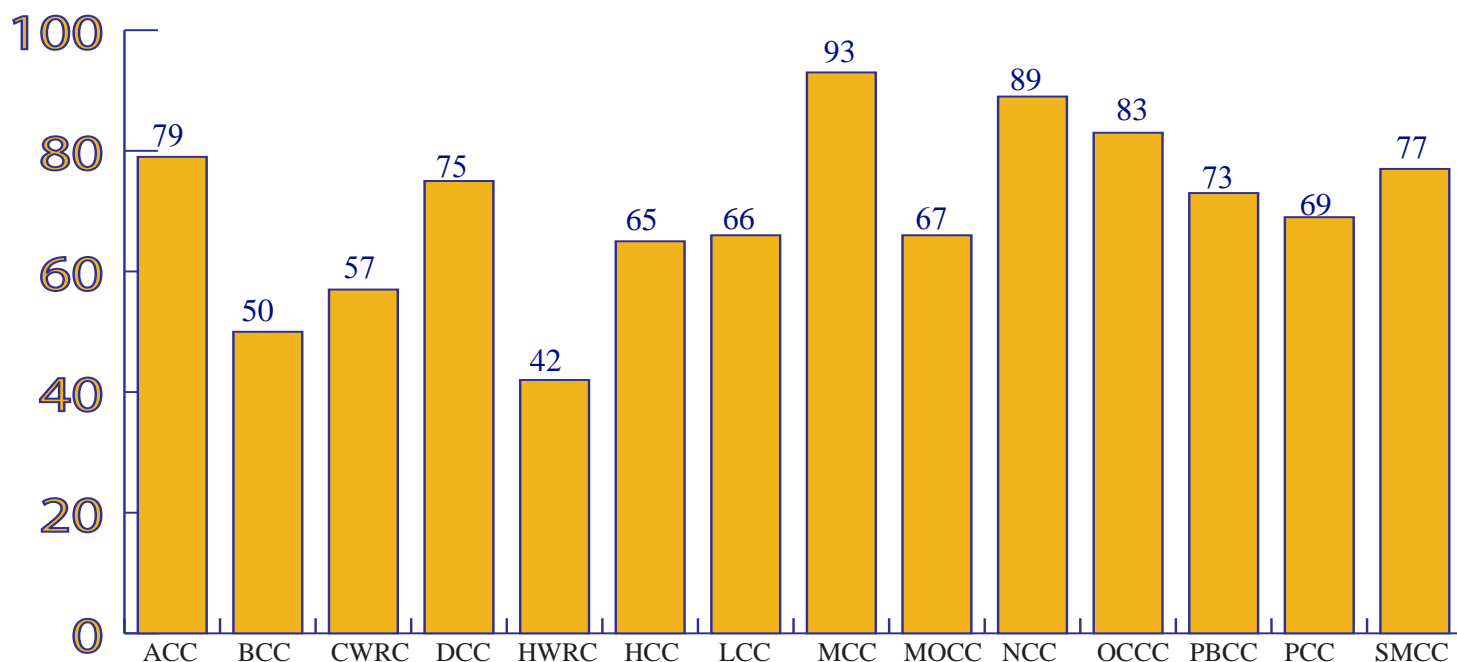
Employees Completing Basic Training	
Uniformed Staff	270
Support Staff	113
Total	383

Table 2: WVDOC Employees completing Required Training, FY 2013.

Location	# Employees completing training	# Employees not completing training	Total # of Training Hours
ACC	131	3	12,715.75
BCC	29	1	2,319.50
CWRC	18	1	1,490.00
DCC	96	3	11,064.25
HWRC	15	2	3,831.00
HCC	304	4	29,462.25
LCC	194	1	16,165.75
MCC	86	11	5,599.05
MCDO	185	5	13,622.00
MOCC	327	0	42,050.25
NCC	118	11	13,509.55
OCCC	38	1	3,162.75
PBCC	42	1	3,624.25
PCC	155	6	18,194.80
SMCC	187	43	14,531.00
WVCA	19	0	784.25
CO	68	0	3,561.85
Parole Services	65	2	1,743.25
Correctional Industries	12	0	368.00
Total	2089	95	197,799.50

Fiscal & Budget

Chart 1: Average daily cost in dollars of inmate population by institution, FY 2013.



Fiscal & Budget continued....

Table 3: General Revenue Expenditures by Category **Inclusive** of Institutions, Parole Services, Academy, Central Office, and Special Services, FY 2013

General Revenue Expenditures by Category	Expenditures	% of Budget Expended
Personnel Services	\$56,228,364	30.06%
Annual Increment	\$889,680	0.48%
Inmate Payroll	\$855,459	0.46%
Employee Benefits	\$25,210,211	13.48%
Utilities	\$5,630,875	3.01%
Food	\$6,726,401	3.60%
Other Operating Expenses	\$21,621,159	11.56%
Repairs & Alterations	\$1,502,002	0.80%
Equipment	\$1,217,589	0.65%
Inmate Medical	\$24,912,809	13.32%
Payments to Regional Jails & Federal Prisons	\$41,402,504	22.13%
Board of Risk Insurance Premium	\$867,800	0.46%
Total	\$187,064,853	100.00%

Table 4: Cost Per Inmate, **Exclusive** of Parole Services, Central Office Administrative Cost, Medical Costs and Payments to Jails, FY 2013.

Institution	Total Expenditures	Average Annual Cost Per Inmate	Average Daily Cost Per Inmate	Daily Food Cost Per Inmate	Daily Medical Cost Per Inmate	Notes
Anthony Correctional Center	\$5,190,681	\$23,810	\$78.68	\$5.74	\$13.44	A
Beckley Correctional Center	\$1,804,038	\$13,168	\$49.53	\$4.32	\$13.44	A,C
Charleston Work/Study Release Center	\$1,374,102	\$20,820	\$57.04	\$4.78	-	A,C, D
Denmar Correctional Center	\$4,867,283	\$22,639	\$75.47	\$4.03	\$13.44	A
Huntington Work/Study Release Center	\$1,009,918	\$15,302	\$41.92	\$4.37	-	A,C, D
Huttonsville Correctional Center	\$22,200,501	\$18,846	\$65.08	\$3.59	\$13.44	A
Lakin Correctional Center	\$8,679,864	\$19,203	\$66.06	\$2.98	\$13.44	A
Martinsburg Correctional Center	\$3,504,984	\$28,967	\$92.81	\$4.72	\$13.44	A
Mount Olive Correctional Complex	\$20,514,776	\$19,173	\$65.98	\$3.65	\$13.44	A
Northern Correctional Center	\$7,334,693	\$29,106	\$88.96	\$2.11	\$9.21	B, E
Ohio County Correctional Center	\$1,794,838	\$27,195	\$82.90	\$3.00	\$8.39	A,E
Parkersburg Correctional Center	\$2,403,194	\$21,847	\$73.30	\$4.65	\$13.44	A,C
Pruntytown Correctional Center	\$7,360,906	\$20,112	\$68.55	\$2.25	\$13.44	A
St. Marys Correctional Center	\$12,762,716	\$23,037	\$76.57	\$3.46	\$13.44	A

Average Cost Per Inmate for FY 2013: \$ 26,448 Ave. Cost Per Day=\$72.50
 (Includes **all** expenditures \$187,064,853 / average population 7073 and *includes* food/medical costs)

- A - Contracted Food Service.
- B - Northern Correctional Facility is operated jointly by the Division of Corrections and the Regional Jail and Correctional Facility Authority. Data reflects the cost to WVDOC and some services to RJA inmates.
- C - The cost per day is offset by inmate reimbursements at this institution.
- D - CWRC, & HWRC are community based facilities and as such do not provide comprehensive medical services.
- E - NCC & OCCC's food and medical services are provided under the RJA contract.

WVDOC Prison Population Statistics

Table 5 and Chart 2 show the total average inmate population in WVDOC institutions and the total average inmate population that have been committed to the WVDOC, but were awaiting prison space in county/regional jails during the past 20 years. During that period, the inmate population held in WVDOC institutions has increased by a total of 3,043 inmates.

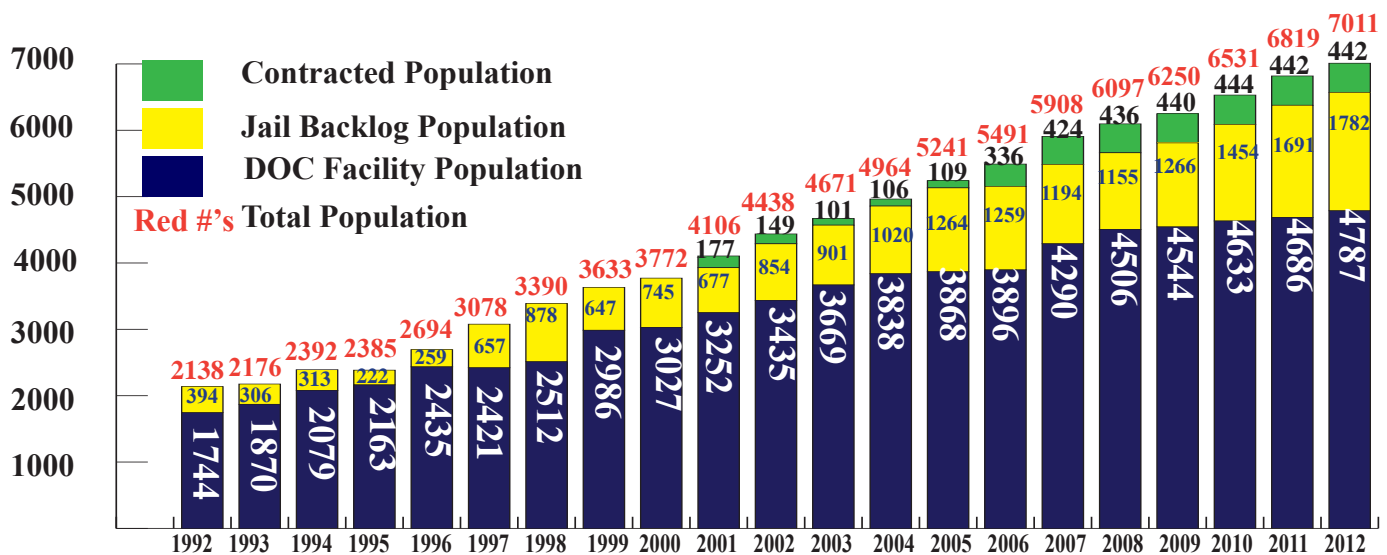
Inmates that were committed to the WVDOC but were waiting in county/regional jails for bed space in WVDOC facilities increased by a total of 1388 inmates since record keeping began in 1992.

The WVDOC also houses inmates in the McDowell County Correctional Center on a per diem contract basis; this population is represented in the “Contracted” column. This segment has increased by 265 inmates in the last 11 years.

Table 5: WVDOC average yearly inmate population, Calendar Year 1992-2012.

Calendar Year	Prisons	Jails	Contracted	Total
1992	1744	394		2138
1993	1870	306		2176
1994	2079	313		2392
1995	2163	222		2385
1996	2435	259		2694
1997	2421	657		3078
1998	2512	878		3390
1999	2986	647		3633
2000	3027	745		3772
2001	3252	677	177	4106
2002	3435	854	149	4438
2003	3669	901	101	4671
2004	3838	1020	106	4964
2005	3868	1264	109	5241
2006	3896	1259	336	5491
2007	4290	1194	424	5908
2008	4506	1155	436	6097
2009	4544	1266	440	6250
2010	4633	1454	444	6531
2011	4686	1691	442	6819
2012	4787	1782	442	7011

Chart 2: Average WVDOC inmate population by Calendar Year, 1992-2012.



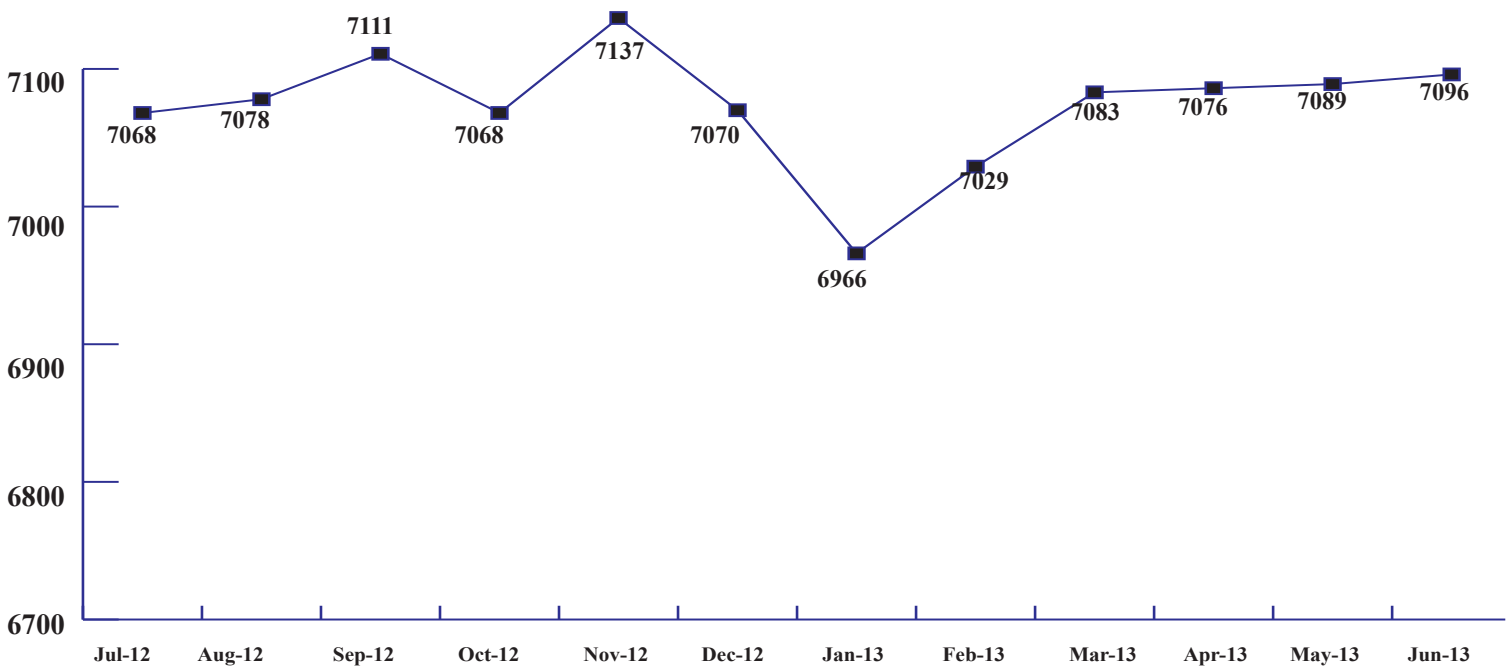
WVDOC Prison Population Statistics, continued...

Table 6: WVDOC End of Month Population Figures, FY 2013.

Month	Prison	Jail	Total
Jul-12	5211	1857	7068
Aug-12	5233	1845	7078
Sep-12	5328	1783	7111
Oct-12	5322	1746	7068
Nov-12	5334	1803	7137
Dec-12	5335	1735	7070
Jan-13	5315	1651	6966
Feb-13	5304	1725	7029
Mar-13	5332	1751	7083
Apr-13	5338	1738	7076
May-13	5338	1751	7089
Jun-13	5355	1741	7096

Table 6 and Chart 3 show the end of the month inmate population for WV Division of Corrections sentenced inmates housed in DOC facilities, and those housed in by the WV Regional Jail Authority, during FY 2012-2013.

Chart 3: End of Month inmate population by Month, FY 2013.



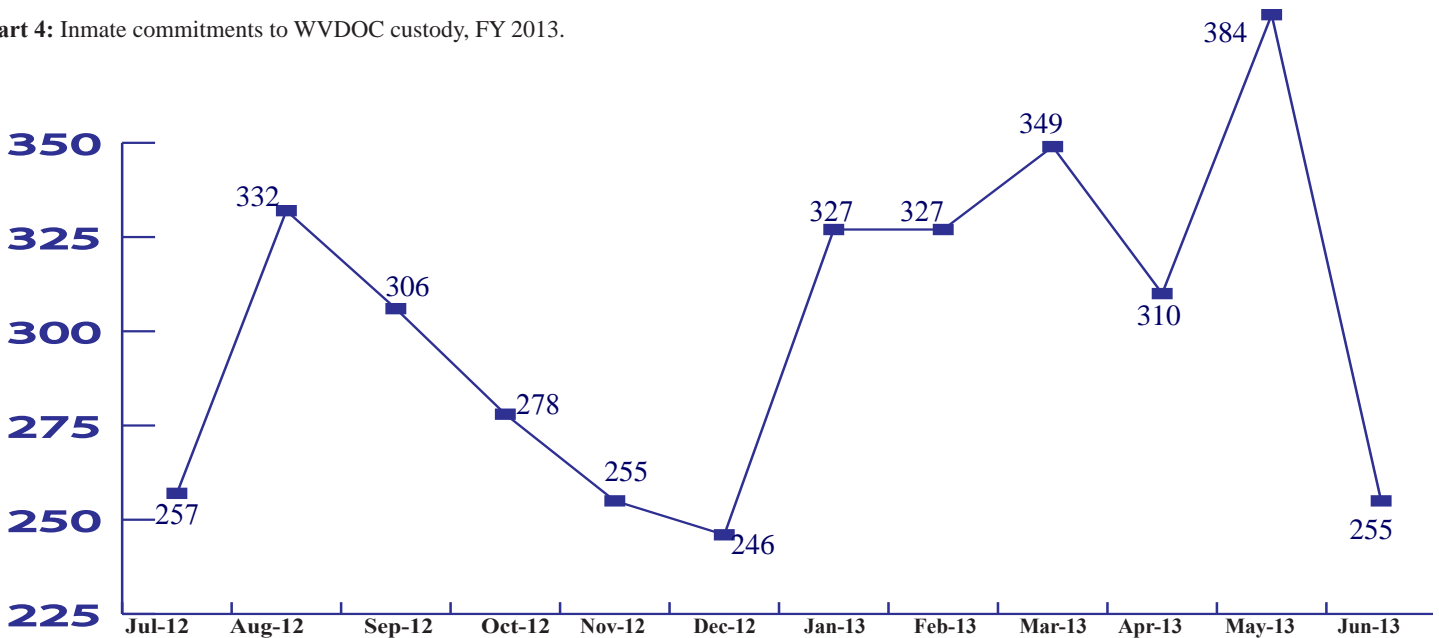
Commitments to WVDOC

Table 7: Inmate commitments to WVDOC custody, FY 2013.

***Please note: There were 13 Sex Offender Revocations not on the table below, but they are included in the totals.*

Month	Regular	Diag	PVT	PVF	PRP	Home Conf. Rev.	Home Conf. Par. Rev.	Prob. Viol. Felony	Prob. Viol. Tech.	ACC	Esc. Returned	Returned As Fit	Com. Cor. Rev.	Total
Jul-12	122	13	10	0	20	9	0	2	50	25	1	0	5	257
Aug-12	139	12	38	1	22	14	3	4	63	26	2	0	5	332
Sep-12	151	9	31	1	19	11	0	5	45	25	1	2	8	306
Oct-12	148	9	20	0	22	11	0	5	35	18	1	0	7	278
Nov-12	134	5	17	3	25	7	2	2	42	14	1	0	1	255
Dec-12	144	11	6	1	15	5	2	2	38	18	0	2	2	246
Jan-13	178	14	29	1	20	9	0	3	46	21	2	0	3	327
Feb-13	160	13	24	2	20	19	0	4	47	27	0	0	9	327
Mar-13	156	11	37	0	32	17	2	1	55	28	0	2	6	349
Apr-13	153	15	30	1	13	17	1	2	45	30	0	1	2	310
May-13	195	12	30	4	23	8	2	1	68	34	1	2	4	384
Jun-13	114	12	17	1	17	15	1	5	42	20	0	0	8	255
Totals	1794	136	289	15	248	142	13	36	576	286	9	9	60	3626

Chart 4: Inmate commitments to WVDOC custody, FY 2013.



Abbreviation Guide:

- Regular:** Regular Commitment to a WVDOC facility of an appropriate security level.
- Diagnostic:** Commitment for evaluation purposes in order to assist Judges in making sentencing decisions.
- PVT:** Commitment returning a parolee to prison for a technical revocation.
- PVF:** Commitment returning a parolee to prison for a new felony.
- PRP:** Commitment returning a parolee to prison for a revocation due to pending felony/misdemeanor
- Home Conf. Rev.:** Commitment for revoked home confinement, supervised by local jurisdiction.
- Home Conf. Par Rev.:** Commitment for revoked home confinement - parole.
- ACC:** Commitment to the young adult facility, Anthony Correctional Center.
- Esc. Returned:** Escaped from WVDOC facility and returned to complete sentence.
- Returned as Fit:** Returned by Court to Anthony Correctional Center to complete program.

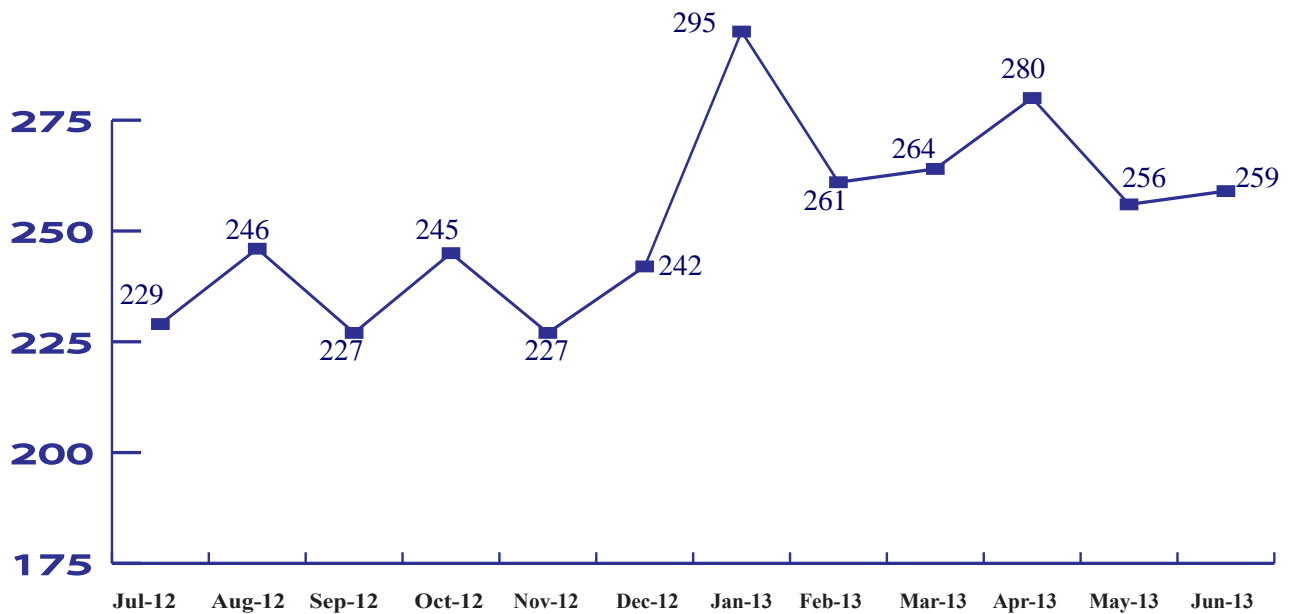
Releases from WVDOC

Table 8: Inmate releases from WVDOC prisons, FY 2013

Month	# of Inmates Paroled	Medical Respite	Conditional Pardon	Full Pardon	Diagnostic Releases*	Escape	Death	# of Inmates Discharged	Court Ordered Release**	Total
Jul-12	116	0	0	0	10	0	2	75	26	229
Aug-12	122	0	0	0	8	3	2	79	32	246
Sep-12	112	0	0	0	9	1	1	76	28	227
Oct-12	129	0	0	0	7	1	6	60	42	245
Nov-12	113	0	0	0	10	3	0	77	24	227
Dec-12	133	0	0	0	15	1	1	60	32	242
Jan-13	162	0	0	0	12	0	3	88	30	295
Feb-13	162	0	0	0	3	1	0	57	38	261
Mar-13	144	0	0	0	5	1	4	77	33	264
Apr-13	164	0	0	0	3	0	1	73	39	280
May-13	146	0	0	0	7	0	2	66	35	256
Jun-13	151	0	0	0	5	1	1	62	39	259
Totals	1654	0	0	0	94	12	23	850	398	3031

(An additional 468 WVDOC sentenced inmates were released from the WV Regional Jail and Correctional Facility Authority in FY 2013)

Chart 5: Inmate releases from WVDOC prisons, FY 2013.



***Diagnostic Releases:** Diagnostic commitments to the WVDOC are typically for a temporary period of 60 days after which the inmate is released and reconsidered by the Court.

****COR:** Court Ordered Release; Although an inmate can be released from prison by court order for various reasons, the data in this column typically indicates releases from Anthony Correctional Center, a special young adult correctional institution.

Crime Statistics

The data presented in this report was gathered from the WVDOC Inmate Management Information System (IMIS) on June 28, 2013. This report includes data on those inmates in the legal custody of the WVDOC as of June 28, 2013. Unless otherwise noted, each inmate is represented only once in each table by their most serious crime.

Table 9: Crime Categories with specific offenses, FY 2013.

Offense	#	%
Abduction		
Concealment or Removal of Child to Deprive Custodian of Custody	1	0.01%
Threats to Kidnap or Demand Ransom	5	0.07%
Abduction Total	6	0.08%
Arson		
Attempt to Commit Arson, Fourth Degree	2	0.03%
Burning, Attempting to Burn, Insured Property	1	0.01%
First Degree Arson	29	0.41%
Second Degree Arson	11	0.15%
Third Degree Arson	14	0.20%
Arson Total	57	0.80%
Assault		
Assault During Commission of a Felony	18	0.25%
Battery Police Officers, Etc. 2nd Offense	5	0.07%
Domestic Violence - Third Offense	68	0.96%
Malicious/Unlawful Assault	118	1.66%
Malicious/Unlawful Assault Police Officers	8	0.11%
Stalking; 2nd or Subsequent Offense	1	0.01%
Unlawful Assault	108	1.52%
Unlawful Assault on Governmental Representative	2	0.03%
Unlawful Assault; Police Officers, Etc.	1	0.01%
Wanton Endangerment Involving A Firearm or Destructive Incendiary Device	69	0.97%
Assault Total	398	5.60%
Bribery		
Bribery in Official & Political Matters	2	0.03%
Bribery Total	2	0.03%
Burglary/Breaking and Entering		
Breaking & Entering	310	4.36%
Breaking & Entering To Remove Equipment	2	0.03%
Burglary by B&E	396	5.57%
Burglary, Daytime Without Breaking	205	2.88%
Burglary/Breaking and Entering Total	913	12.84%
Child Abuse/Neglect		
Abuse Or Neglect Of Incapacitated Adult	3	0.04%

Child Abuse By Parent Resulting In Injury	21	0.30%
Child Abuse By Parent W/Serious Bodily Injury	20	0.28%
Child Abuse W/ Risk Of Serious Bodily Injury Or Death	6	0.08%
Child Neglect By Parent Resulting In Death	20	0.28%
Exposure of Children to Methamphetamine	10	0.14%
Gross Neglect - Substantial Risk Serious Bodily Injury Or Death	51	0.72%
Neglect By Parent Causing Injury	11	0.15%
Neglect By Parent Causing Serious Bodily Injury	11	0.15%
Parent Or Custodian Permits Death Of Child By Abuse	2	0.03%
Parent, Guardian, Custodian or Other Person in Position of Trust Allowing Sexual Abuse of Child Over 16 by Another	1	0.01%
Child Abuse/Neglect Total	156	2.19%

Counterfeiting/Forgery		
Alteration of Title/Registration/Permit	2	0.03%
Counterfeiting	6	0.08%
Forgery Of Public Record	3	0.04%
Forging Or Uttering Other Writing	244	3.43%
Possession of Counterfeit w/Intent to Utter	1	0.01%
Counterfeiting/Forgery Total	256	3.60%

Destruction/Damage/Vandalism of Property		
Damage or Destruction of Railroad or Public Utility Property	1	0.01%
Removal, Injury To Or Destruction Of Property	15	0.21%
Destruction of Property Total	16	0.23%

Drug/Narcotic Offenses		
2nd Offense; Poss. of Ephedrine, Pseudoephedrine	1	0.01%
Dist. to Persons Age 18 or Older w/i 1000 ft. of School; Non-Narcotic	4	0.06%
Dist. to Persons Age 18 or Older w/i 1000 ft. of School; Narcotic	7	0.10%
Dist. to Persons Under the Age of 18 Sch 1, 2, 3 Controlled Substance/Narcotic	1	0.01%
Drug Offense 2nd or Subsequent Offense	5	0.07%
Manufacture/Delivery Counterfeit I, 2, 3, 4	4	0.06%
Manufacture/Delivery Sch I, 2, 3, 4 Controlled Substance/Narcotic	594	8.36%
Obtain Controlled Substance by Fraud	20	0.28%
Operating a Clandestine Drug Laboratory	85	1.20%
Possession of Precursor to Manufacture Methamphetamine	14	0.20%
Transportation of Sch 1, 2, 3 Controlled Substance/Narcotic	4	0.06%
Drug/Narcotic Offenses Total	739	10.40%

DUI		
Driving While License Suspended Or Revoked for DUI	41	0.58%
DUI Third Offense	65	0.91%
Fleeing From Officer-Vehicle-DUI-Felony	32	0.45%

Crime Statistics, continued...

DUI Total	138	1.94%
------------------	------------	--------------

Embezzlement		
Embezzlement - Banking Institution	31	0.44%
Embezzlement Total	31	0.44%

Extortion/Blackmail		
Extortion	1	0.01%
Extortion Total	1	0.01%

Fraud		
Attempt Fraudulent Use, Traffic Credit Card To Purchase Goods	8	0.11%
Falsifying Accounts	1	0.01%
Forgery Credit Card	23	0.32%
Fraud With Access Device-Felony	51	0.72%
Fraudulent Claims to Insurance Companies	5	0.07%
Fraudulent Schemes	35	0.49%
Obtaining Money, Property Services By False Pretenses	20	0.28%
Taking Identity Of Another Person	3	0.04%
Unlawful Expenditure of funds of incapacitated adult by caregiver	3	0.04%
Welfare Fraud--Felony	7	0.10%
Fraud Total	156	2.19%

Homicide		
Attempt To Commit A Felony Punishable W/ Life	1	0.01%
Attempt To Kill Or Injure By Poison	1	0.01%
Convicted Twice Before (Habitual)	16	0.23%
Death Of A Child By Parent, Guardian By Child Abuse	15	0.21%
DUI With Death - Reckless Disregard - Felony	33	0.46%
First Degree Murder	588	8.27%
Murder Of A Child By A Parent, Guardian Or Custodian Or Other Person By Refusal Or Failure To Supply Necessities, Or By Delivery, Administration Or Ingestion Of A Controlled Substance	3	0.04%
Second Degree Murder	183	2.57%
Voluntary Manslaughter	61	0.86%
Homicide Total	901	12.68%

Kidnapping/Abduction		
Abduction of Person, Kidnapping/ Concealing Child For Other Purposes	34	0.48%
Abduction of person, Kidnapping/ Concealing Child W/Purpose of Defiling	27	0.38%
Penalty for Kidnapping Life W/Mercy	19	0.27%
Penalty for Kidnapping Life W/O Mercy	1	0.01%
Penalty for Kidnapping Where Victim Returned Unharmed After Ransom	7	0.10%
Penalty for Kidnapping Where Victim Returned Unharmed Before Ransom Paid	13	0.18%

Kidnapping/Abduction Total	101	1.42%
-----------------------------------	------------	--------------

Larceny/Theft Offenses		
Grand Larceny	362	5.09%
Second Conviction For Petit Larceny	2	0.03%
Shoplifting, 3rd Offense	51	0.72%
Larceny/Theft Offenses Total	415	5.84%

Motor Vehicle Theft		
Unlawful Taking of Vehicle	2	0.03%
Motor Vehicle Theft Total	2	0.03%

Other		
Accessory	3	0.04%
An Inmate of Jail/Cor. Facility Possessing poison, dangerous material, controlled sub.	1	0.01%
Attempt To Commit A Felony W/Term Less than Life	252	3.55%
Bigamy-Penalty	1	0.01%
Conspiracy To Commit A Felony	313	4.40%
Cruelty to Animals	3	0.04%
Disarming Officer Acting in Official Capacity	4	0.06%
Escape Of Persons In Custody Of Jail	9	0.13%
Failure To Appear After Having Been Released On Bond	7	0.10%
Failure To Meet An Obligation To Provide Support To Minor	9	0.13%
Failure to Register/Provide False Information as Sexually Violent Predator	2	0.03%
Failure to Register; Felony Penalty	90	1.27%
Fleeing From Officer; Vehicle- Death-Felony	2	0.03%
Fleeing From Officer; Vehicle - Felony	30	0.42%
Fleeing from Officer; Vehicle Injury-Felony	2	0.03%
Leave Accident Involving Death--Felony	3	0.04%
Motor Vehicle W/O Special ID or Mark	1	0.01%
Offense by inmate resulting in 1-5 Yr. Term	2	0.03%
Punishment for Accessory After the Fact	1	0.01%
Retaliate--Juror or Witness	1	0.01%
Retaliate-Public Official	5	0.07%
Sexual Predator Failure to Register-Felony	12	0.17%
Solicitation to Commit Non-violent Felonies	1	0.01%
Other Total	754	10.61%

*Please note that percentage subtotals may not sum exactly due to rounding.

Crime Statistics, continued...

Pornography/Obscene Material		
Distribution And Exhibiting Of Material	12	0.17%
Permits or Photographs Minors In Sexually Explicit Conduct	3	0.04%
Photographing Minors in Sexually Explicit Conduct	4	0.06%
Preparation, Sending, Distribution Or Exhibition Of Obscene Matter To Minor	5	0.07%
Soliciting a Minor Via Computer	10	0.14%
Use of Obscene Matter with Intent to Seduce Minor-1st Offense	1	0.01%
Pornography/Obscene Material Total	35	0.49%

Prostitution		
Prostitution-2nd Offense	3	0.04%
Prostitution Total	3	0.04%

Robbery		
Aggravated Bank Robbery - Weapon Specification	4	0.06%
Bank Robbery	14	0.20%
Battery Police Officers, Etc. 3rd Offense	1	0.01%
First Degree Robbery with Weapon/ Attempted 1st Degree Robbery with Weapon	63	0.89%
First Degree Robbery; Attempted 1st Degree Robbery	446	6.27%
Robbery Or Attempted Robbery; Penalties	2	0.03%
Second Degree Robbery	149	2.10%
Robbery Total	679	9.55%

Sex Offenses, Forcible		
Child Sexual Abuse By Parent/Guardian or Other Person in Position of Trust	344	4.84%
Imposition of Sexual Intercourse/Intrusion on Incarcerated Persons by Corrections Employee	1	0.01%
Parent/Guardian allowing Sexual Abuse of Child by Another	2	0.03%
Sending, Distributing, Exhibiting, Possessing, Displaying, or Transporting Material by Parent, Guardian, Custodian	2	0.03%
Rape	1	0.01%
Sexual Abuse In The First Degree	227	3.19%
Sexual Assault In The First Degree	307	4.32%
Sexual Assault In The Second Degree	142	2.00%
Sex Offenses, Forcible Total	1026	14.43%

Sex Offenses, Non-forcible		
Incest	51	0.72%
Revocation of Sex Offender Supervised Release	19	0.27%
Sexual Assault In The Third Degree	142	2.00%

Sex Offenses, Non-forcible Total		
Sex Offenses, Non-forcible Total	212	2.98%

Stolen Property		
Bringing into State, Receiving, Disposing Stolen Property	1	0.01%
Receiving or Transferring Stolen Goods	49	0.69%
Receiving Or Transferring Stolen Vehicle	15	0.21%
Stolen Property Total	65	0.91%

Weapon Law Violations		
Carrying Deadly Weapon Without License Or Other Authorization-2nd Offense	4	0.06%
Delivers Firearm, Drugs, Alcohol, Etc To A Defendant In Jail	3	0.04%
Illegal Possession of Destructive Device/ Explosive	2	0.03%
Persons Prohibited From Possessing Firearms	27	0.38%
Threats of Terrorist Acts/Hoaxes	2	0.03%
Transports Firearm, Drugs, Alcohol, Etc Onto Grounds of a Correctional Facility	8	0.11%
Weapon Law Violations Total	46	0.65%

Grand Total		
Grand Total	7108	100%

Table 10: Crime Categories, FY 2013.

Category	#	%
Abduction	6	0.08%
Arson	57	.80%
Assault	398	5.60%
Bribery	2	.03%
Burglary/Breaking and Entering	913	12.84%
Child Abuse/Neglect	156	2.19%
Counterfeiting/Forgery	256	3.60%
Destruction/Damage/Vandalism of Property	16	.23%
Drug/Narcotic Offenses	739	10.40%
DUI	138	1.94%
Embezzlement	31	.44%
Extortion/Blackmail	1	.01%
Fraud	156	2.19%
Homicide	901	12.68%
Kidnapping/Abduction	101	1.42%
Larceny/Theft Offenses	415	5.84%
Motor Vehicle Theft	2	.03%
Other	754	10.61%
Pornography/Obscene Material	35	.49%
Prostitution	3	.04%
Robbery	679	9.55%
Sex Offenses, Forcible	1026	14.43%
Sex Offenses, Nonforcible	212	2.98%
Stolen Property	65	.91%
Weapon Law Violations	46	.65%
Grand Total	7108	100%

Crime Statistics, continued...

Inmate Demographics

Sentence Type

The following Tables show demographic information of inmates in WVDOC prisons on June 28, 2013.

Table 11: Inmates by Sentence Type FY 2013

Sentence Type	#	%
Anthony Center	223	3.14%
Diagnostic	11	0.15%
Habitual Life	55	0.77%
Life With Mercy	362	5.09%
Life Without Mercy	279	3.93%
Regular	6178	86.92%
Grand Total	7108	100%

Table 11 shows inmates by Sentence Type as of June 28, 2013. Life with mercy and life without mercy sentences are typically for first degree murder. However, kidnapping offenses can carry a life without mercy sentence as well. Habitual life offenders are serving life with mercy sentences for repeat offenses. This table includes WVDOC Inmates in the regional jails.

Security Classification

Table 12: Inmates by Classification FY 2013.

Security Class	#	%
Community	610	11.39%
Minimum	1157	21.61%
Medium	2123	39.65%
Close	427	7.97%
Maximum	588	10.98%
Receiving/Intake	450	8.40%
Grand Total	5355	100%

Table 12 shows the security classification breakdown for those inmates held in WVDOC prisons on June 28, 2013. Inmates classified as Receiving/Intake have not been through the formal classification process and are still assigned to an intake/diagnostic unit. This table **does not** include inmates in the regional jails sentenced to the WVDOC.

Education Level

Table 13: Inmates by Education Level FY 2013.

Education Category	#	%
Did Not Graduate High School	1339	25.00%
GED	2410	45.00%
High School Diploma	1283	23.95%
Post High School Education	240	4.48%
Unknown	83	1.55%
Grand Total	5355	100%

Race & Gender

Table 14: Inmates by Race and Gender FY 2013.

Race	Gender	#	%
American Indian/Alaska Native	M	10	0.19%
Asian	M	3	0.06%
Black	F	26	0.49%
	M	600	11.20%
Hispanic or Latino	F	0	0.00%
	M	30	0.56%
Multi-Racial or Other	M	37	0.69%
	F	1	0.02%
White	F	488	9.11%
	M	4160	77.68%
Grand Total		5355	100%

Age Category

Table 15: Inmates by Age Group FY 2013.

Age Category	#	%
Under 20	9	0.17%
20 - 29	1443	26.95%
30 - 39	1681	31.39%
40 - 49	1135	21.20%
50 - 59	712	13.30%
60 - 69	292	5.45%
70 - 79	73	1.36%
80 and Over	10	0.19%
Grand Total	5355	100%

Classes Completed

Table 16: Classes/Educational Programs Completed by Inmates, FY 2013.

Class /Programs Category	Number Completing Class
Affective Social Programs	3881
Computer Classes	167
Crime Specific Classes	204
Sex Offender Classes	176
Education Classes	1656
ABE/GED Classes	181
College Courses	506
Pre-Release Preparation Classes	72
Lifeskills Classes	3456
Substance Abuse Classes	2443
Vocational Classes	889
Total Classes Completed	13631

Please note that Tables 12-16 only contain information on inmates that are incarcerated in WVDOC prisons. They **do not** include information on WVDOC inmates in the regional jails.

Inmate Demographics, continued...

Community Service

Table 17: Community Service Completed by Inmates and Parolees by Category, FY 2013

	Local Church	Community Cleanup	DOH Crews	County Commissions	Other MAPS Agencies	Other State Agencies	Schools	Charity Organizations	Cities/Towns	Parks	Adopt-A-Highway	Farm Commission	Humane Society	Crime Victim Awareness	Other	Total
ACC	0	0	0	0	0	0	0	0	8	1096	16	0	0	0	0	1120
BCC	0	0	0	208	55	2189	0	6262	2112	124	0	0	163.5	0	36	11149.5
CWRC	840	40	0	0	100	440	120	305	923	100	0	0	966	40	2637	6511
DCC	0	0	27289	0	74502.5	0	184	0	0	0	30	0	0	47	120	102172.5
HWRC	1362	112	0	0	0	0	0	10873	0	0	19.5	0	0	35	0	12401.5
HCC	240	3048	18838.5	0	0	0	2305	0	466	0	0	20661.5	0	0	336	45895
LCC	150	7	14351	72.5	0	85.5	49	126.5	40.5	0	0	0	0	0	87.75	14969.75
MCC	0	0	0	0	0	0	0	0	0	0	0	0	0	0	0	0
MCDO	0	1936	17177	0	0	0	1260	261	2040	680	420	0	0	0	190	23964
MOCC	0	0	0	0	0	0	0	0	0	0	0	0	0	0	0	0
NCC	0	0	0	0	0	0	0	0	0	0	0	0	0	0	0	0
OCCC	300	1800	32120	1800	12800	0	600	1400	11800	0	300	0	0	500	0	63420
PBCC	1121	104	160	0	0	0	0	5177	1564	0	0	0	3750	0	226	12102
PCC	4	0	92722	1600	0	15198	702	1152	13896	3398	0	4511	320	0	600	134103
SMCC	0	0	9480	0	0	0	0	0	32	0	0	0	0	0	0	9512
SWC	1360	1008	86523	384	0	0	96	0	778	0	0	0	0	0	2320	92469
PAROLE	3613.5	313	48	3933.5	1728	4700	431	7412.5	1841	0	188	0	104	89.5	1120	25522
TOTAL	8990.5	8368	298708.5	7998	89185.5	22612.5	5747	32969	35500.5	5398	973.5	25172.5	5303.5	711.5	7672.75	555311.25

Total Hours of Community Service = 555,311.25



County of Commitment of DOC Inmates in Prison

Chart 6 shows the County of Commitment for WVDOC Inmates as of June 28, 2013, by most serious crime. Kanawha County (820) currently has the most sentenced offenders in WVDOC prisons, followed by Cabell (494), Mercer (454), and Berkeley (328) Counties. The four counties with the least sentenced offenders sentenced to the WVDOC prisons were Tucker (4), Pleasants (6) Pocahontas (12), and Calhoun (18).

Chart 6: Number of Commitments by County on June 28, 2013.



Corrections...At a Glance

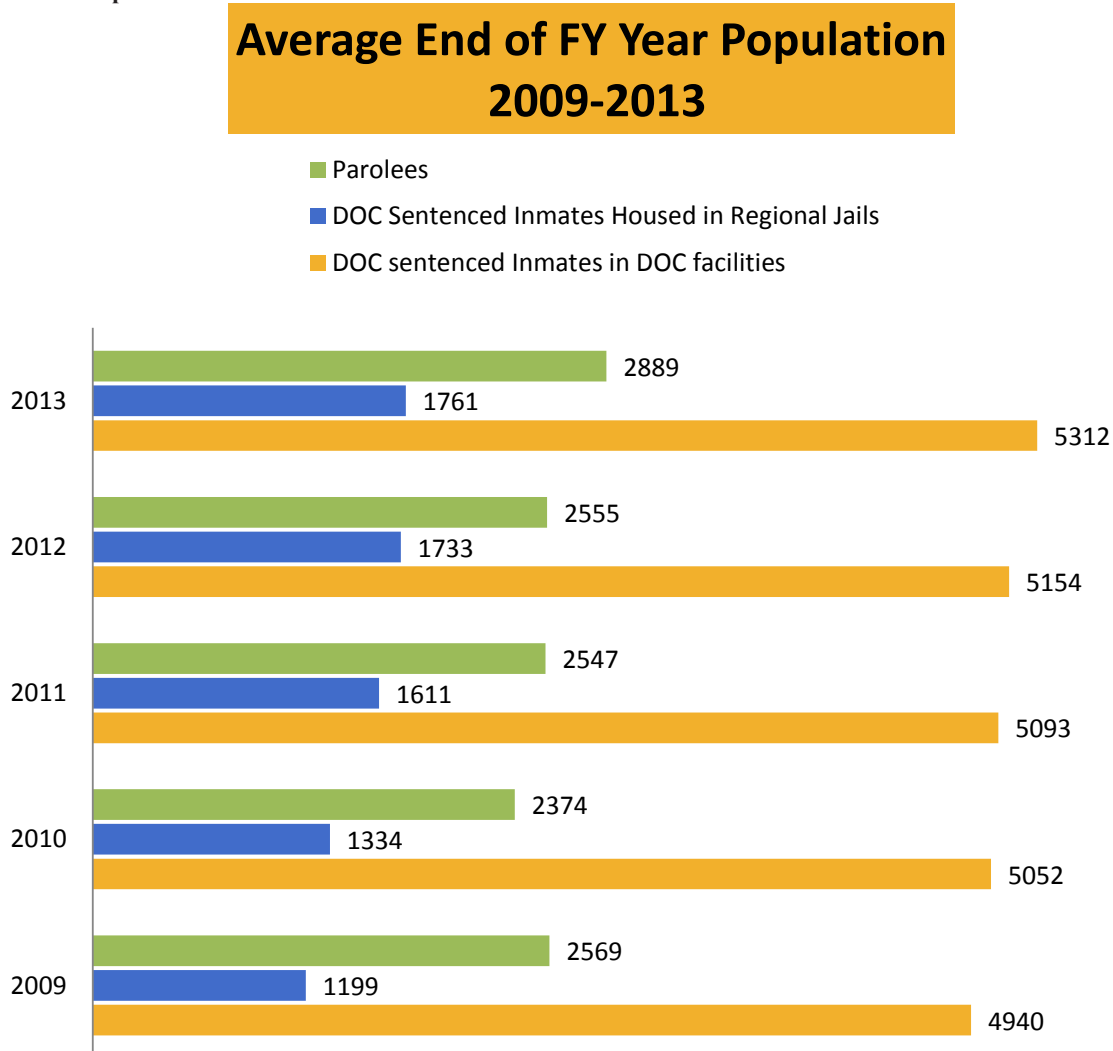
Table 18: Corrections at a Glance

Institutions	County	Security Level	Year Opened	Gender	Capacity	Ave. End of Month Population FY13	Average Daily Cost Per Inmate*	Staff Positions
Anthony Correctional Center	Greenbrier	Minimum	1970	M/F	220	218	\$78.68	98
Beckley Correctional Center	Raleigh	Minimum	1974	M/F	137	137	\$49.53	37
Charleston Work Study Release Center	Kanawha	Community	1972	M/F	66	66	\$57.04	24
Denmar Correctional Center	Pocahontas	Minimum/Medium	1994	M	216	215	\$75.47	87
Huntington Work Study Release Center	Cabell	Community	1983	M/F	66	66	\$41.92	18
Huttonsville Correctional Center	Randolph	Close	1984	M	1136	1131	\$65.08	407
Huttonsville Work Camp	Randolph	Work Camp	2012	M	48	47	n/a	
Lakin Correctional Center	Mason	Multi	2002	F	455	452	\$66.06	165
Martinsburg Correctional Center	Berkeley	Multi	2005	M	120	121	\$92.81	72
McDowell County Correctional Center	McDowell	Medium	1975/Renovated 2004	M	445	442	\$64.50	182
Mount Olive Correctional Complex	Fayette	Maximum	1995	M	1030	1022	\$65.98	383
Slayton Work Camp	Fayette	Work Camp	207	M	48	48	n/a	
Northern Correctional Center	Marshall	Multi	1994	M	253	252	\$88.96	124
Ohio County Correctional Center	Ohio	Minimum	1998	M	68	66	\$82.90	32
Parkersburg Correctional Center	Wood	Minimum	2012	M	130	110	\$73.30	54
Pruntytown Correctional Center	Taylor	Minimum	1899/Renovated 1999	M	369	366	\$68.55	138
Salem Correctional Center	Doddridge/Harrison	Minimum/Medium	2013	M	388	n/a	n/a	226
St. Marys Correctional Center	Pleasants	Medium	1998	M	554	554	\$76.57	230

* Cost per inmate is exclusive of Parole Services, Central Office Administrative Costs, Medical Costs and Payments to Jails, FY2013.

**Staff postions include vacancies end of FY2013; Salem's staff positions as of 9/15/13

Chart 7: Average End of FY Population 2009-2013



WVDOC Data Sheet Midyear 2013

WEST VIRGINIA

Division of Corrections



For more information, please visit WVDOC website: www.wvdoc.com

QUICK FACTS

Total DOC Sentenced Population: 7108
Housed in DOC Facilities: **Total: 5355**
Male: 4840
Female: 515

Housed in Regional Jails: **Total: 1753**
Male: 1374
Female: 379

Average Daily Cost Per Inmate: \$72.50
Average Annual Cost Per Inmate: \$26,448

Commitments FY13: 3626 Male: 2999 Female: 627
Releases FY13: 3031 Male: 2601 Female: 430
An additional 468 WVDOC sentenced inmates were released from the WV RJA in FY 2013

Average Age of WVDOC Offender FY13: 38.7
Race of Offenders in WVDOC:
White: 86.79% Black: 11.69% Multi-Racial: .71%
Hispanic: .56% American Indian: .19% Asian: .06%

Veterans in WVDOC FY13: 482
Army--45%
Navy--19%
US Marine Corps--15%
Other Branches--21%

Recidivism Rate: *All data is based on inmates housed in WVDOC prisons only, unless otherwise noted.

Offenders Released in 2009: 2480
Offenders returned to WVDOC custody within 3 years: 654
Recidivism Rate: 26.3%
Returned due to Revocation of Parole 18%
Returned with a New Crime Conviction 8%

Parole Grant Rate: 43%
Parole Granted: 1802
Parole Denied: 1387

Top 5 Crimes Committed by WVDOC Inmates: FY2013

1. Sexual Offenses-Forcible
2. Burglary/B&E
3. Homicide
4. Drugs
5. Robbery

VINE: Victims Information Notification Everyday
New Registrations in FY 13: 1851
PREA Reported Events CY2012: 85
PREA Substantiated Events CY2012: 16

Parole Population on June 28, 2013: 2889
WV Parolees: 1813 (63%)
Out of State Parolees: 183 (6%)
Out of State Probationers: 893 (31%)

WV DOC STAFF

Employee Positions: 2272 (including 181 vacancies)
Starting CO Salary: \$22,584
Officer/Inmate Ratio: One Officer per 4.6 inmates
Total # of Staff Training Hours FY13: 197,779.50

DOC Parole & Probation Population Statistics

On June 28, 2013, there were 2,889 total clients under the supervision of WVDOC Parole Services. Of those 2,889 clients it should be noted that 1076 are out of state cases.

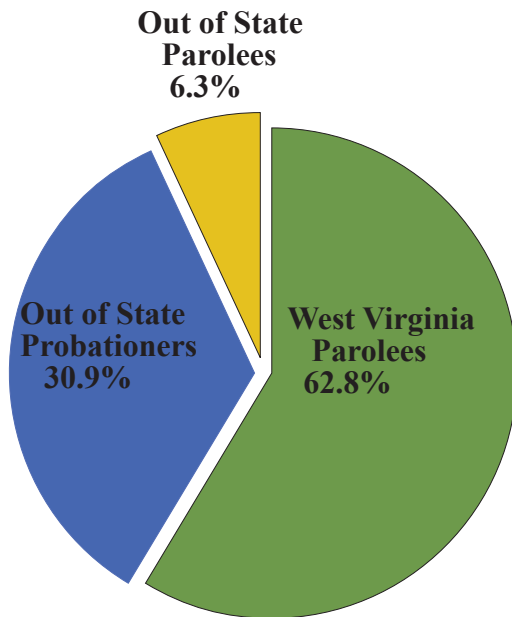
Table 19: Parole Services Clients by type June 28, 2013.

Client Type	#	%
West Virginia Parolees	1813	62.75%
Out of State Probationers	893	30.91%
Out of State Parolees	183	6.33%
Total	2889	100%



Above is a photograph of just some of the weapons/firearms discovered/recovered from offenders under supervision out of the Huntington Parole Office this year.

Chart 8: Client percentages by Type - June 28, 2013.



This past FY, all Parole Officers attended the Level of Service/Case Management Inventory (LCSMI) Training in order to get certified on the risk and needs assessment instrument.

Elkins Parole Office worked with the 26th Judicial Circuit Community Corrections and Day Report Center to refer parolee's to various classes offered by KISRA, (Kanawha Institute for Social Research & Action, Inc.) a non-profit re-entry assistance group who offers free job training and other classes to offenders. The Elkins Office has this FY given 22 referrals to the Day Report Center for treatment, community service, and drug testing. The staff of the Day Report Center continues to provide job referrals for parolee's and have helped remove individual barriers.

Parole Offices around the state participated in Adopt a Highway Clean-up Projects. (See photos below)



MOCK Prison Riot

History of the Mock Prison Riot:

The first Mock Prison Riot was held on the grounds of the decommissioned West Virginia Penitentiary in Moundsville in 1997 and was executed as part of a federally-funded program known as the Office of Law Enforcement Technology Commercialization (OLETC).

OLETC's initial mission was to develop and deploy an active, broad-based national program to assist in the commercialization of innovative technology for use by the law enforcement and corrections (LEC) community. To achieve this goal, OLETC staff assisted technology developers with several aspects of the technology commercialization process, one of which included opportunities for deployment, demonstration, and evaluation. The Mock Prison Riot was born from OLETC's practice of deploying, demonstrating, and evaluating emerging and existing law enforcement and corrections technologies, as directed by the National Institute of Justice, United States Department of Justice. Technology developers and practitioners were brought together, en masse, once a year at the decommissioned WV Penitentiary during the Mock Prison Riot to deploy products in demonstrations and tactical scenarios, thereby garnering immediate and formal feedback and saving time and money in the product development cycle. Over the years, there has been no other means, especially for the corrections industry, for such activities to take place.

In its present form, the Mock Prison Riot is a four-day comprehensive law enforcement and corrections tactical and technology tradeshow, including 44,000 square feet of exhibit space, training scenarios, technology demonstrations, certification and other workshops, a Skills Competition, and unlimited opportunities for feedback, networking, and camaraderie on a global scale. What sets the Mock Prison Riot apart from other industry events is the opportunity for practitioners and developers to actually see, touch, deploy, and offer immediate feedback on technologies under realistic conditions.

In January of 2012, the NIJ eliminated funding for the Mock Prison Riot. Soon thereafter, officials from the WV DOC initiated the acquisition of the program, and within a few weeks, the WV DOC assumed primary responsibility for the Mock Prison Riot. The West Virginia Corrections Training Foundation, a 501(c)(3) non-profit corporation, was created to partner with the WV DOC for this endeavor, and both entities successfully executed their first Mock Prison Riot in May of 2012.

Presently, the goals of the WV DOC and the WV Corrections Training Foundation for the future of the Mock Prison Riot are tri-fold:

- To evolve the business model and make the Mock Prison Riot a self-sustaining event;
- To bring quantitative outcomes up to previous standards and eventually surpass them;
- To expand and improve the physical site and its offerings and to once again include year-round activities.

Information specific to the 2013 Mock Prison Riot:

The heart of the Mock Prison Riot consists of the technology showcase and developers; scenarios and participating teams; and workshops.

The 2013 Mock Prison Riot resulted in the following quantifiable outcomes in the core areas:

- Overall attendance was 778. There were 993 pre-registered, and 778 actually attended.
- Six foreign countries pre-registered and six actually attended: Australia, Canada, Hong Kong, Israel, Singapore and South Sudan
- 11 teams executed 26 tactical training scenarios.
- Sixteen workshops were conducted on 14 topics. Of the 14 topics, 9 resulted in certifications at no cost to practitioners. 269 attendees participated in workshops.
- There were 45 exhibitors in attendance.

The WV DOC managed the Skills and Super SWAT competitions. The 2013 Skills Competition consisted of 11 teams and 23 individuals for the Super SWAT component. Michigan Department of Corrections won the team competition, and Irwan Kurniawan Rahmat from SPEAR Force – Singapore Prison Service won the Super SWAT (individual) competition. Team missions consisted of: Team Firing Range Event; Team Obstacle Course; Low-Light Active Shooter; Compound Search and Clear; and Civil Disturbance Riot. The Super SWAT competition consisted of the obstacle course and marksmanship.

*Submitted by: Sharon Goudy, Project Manager
WV Corrections Training Foundation*

MOCK Prison Riot

Table 20: Mock Riot Facts

The following is a comparison of the Mock Prison Riot statistics from 1997 to 2013.

Statistic Categories	1997	1998	1999	2000	2001	2002	2003	2004	2005	2006	2007	2008	2009	2010	2011	2012	2013
Event Days	1	2	3	4	5	4	4	4	4	4	4	4	4	4	4	4	4
Total Attendees	70	600	1100	1250	1347	1235	1326	1116	1137	1437	1687	1305	1142	1422	1231	993	778
Technologies Showcased	4	60	54	70	77	79	84	71	72	90	84	65	100	116	97	40	45
Participating Officers	50	75	125	176	355	314	320	357	343	420	525	765	358	383	360	327	148
States Attending	3	38	35	22	35	33	41	36	32	34	36	39	43	44	35	29	34
Foreign Countries*	0	3	6	2	4	5	4	3	3	5	9	8	13	16	11	4	6
Scenarios	3	5	8	20	36	36	34	31	35	53	75	67	60	70	60	55	26
Workshops	0	0	0	7	32	30	36	31	31	50	78	62	44	35	26	24	16

*(2006) Hong Kong, Israel, United Kingdom, France, and Canada

*(2007) Canada, Hong Kong, Singapore, Israel, United Kingdom, Norway, Ireland, Brazil and Austria.

*(2008) Canada, Bahamas, Norway, Ireland, United Kingdom, Singapore, Venezuela, El Salvador

*(2009) Canada, Bahamas, Singapore, United Kingdom, Australia, Israel, South Africa, Venezuela, Ireland, Japan, Italy and US territories: Northern Mariana Islands and American Samoa

*(2010) Australia, Bahamas, Bangladesh, Brazil, Canada, Germany, Hong Kong, Ireland, Israel Peru, Philippines, Portugal, Singapore, Slovenia, United Kingdom, Yugoslavia

*(2011) Canada, Bahamas, Singapore, Brazil, Australia, Hong Kong, Norway, Portugal, Estonia, Finland, Israel

*(2012) Canada, Australia, Israel, China

*(2013) Canada, Australia, Israel, Hong Kong, Singapore, South Sudan





Photo's by: Kevin Casto, Ashly Campbell and Rebecca Hildebrand

WVDOC Retirements

The following is a list of individuals who retired from the WV Division of Corrections in FY 2013. We thank them for their many years of service to the DOC and wish them happiness in their upcoming new journeys!

Name	Facility	Years Service
Edward Coster	NCC	38
Richard Lohr	NCC	38
James Gragg	HCC	37
Tammy Arbogast	ACC	35
Donnie Chambers	NCC	32
Jeff Taylor	NCC	32
Larry Fordyce	NCC	31
Evelyn Seifert	NCC	31
Paul Smith	HCC	30
Keva Hamilton	Central Office	29
David Barr	HCC	28
John Hulley	PCC	27
Nicky Seifert	NCC	27
Chuck Collett	HCC	25
Bill Kincaid	MOCC	23
Jeff Nuzum	HCC	23
Paris Dulaney	MOCC	19
Charles Murphy	PCC	19
Verlin Adams	MOCC	18
Larry Hershman	SMCC	17
Rick Snyder	CWRC	17
Larry Blake	MOCC	16
Danny Gillespie	CWRC	16
Greg Gompers	NCC	15
Joyce Henderson	SMCC	15
William Fox	SMCC	14
Gail Howard	SMCC	14
Larry Begley	MOCC	11
David Haggerty	LCC	10
Eldon Phillips	PCC	10
Roger Schultz	LCC	10
Linda Thompson	LCC	10
(K-9) Dowell	LCC	9
Elizabeth Loughner	SMCC	8
Penny Barnhart	SMCC	7
Linda Thompson	LCC	7
Joyce West	SMCC	5
Robert Armentrout	HCC	3



Inmate Focus

Chandra Duke graduated West Virginia University with a 4.0 GPA, receiving her Masters in Social Work on May 19, 2013. Chandra was an RSAT (Residential Substance Abuse Treatment) graduate in April 2008 at Lakin Correctional Center. Chandra became a Mentor in the Program until she made parole in May, 2008. Chandra plans to apply her degree and personal experiences by helping addicts in their recovery. *Pictured above with Chandra are former Substance Abuse Therapist I, Charla Martin and Correctional Counselor I, Joyce Dugan from Lakin Correctional Center.*



Huttonsville Correctional Center inmate James Lupo (on right) and the cardboard train he created for Relay for Life event in Elkins, WV to help raise money for cancer research.



Inmates at Huttonsville Correctional Center inmates collected 5580 bottle caps (on right) in May 2013 to be given to a charity collecting bottle caps to provide dialysis to those in need. This collection was able to provide 93 hours of free dialysis time!

Lakin Correctional Center inmates crocheted and knitted 380 scarves for a Special Olympics Scarf Project. The scarves were sent to Special Olympians in West Virginia, Texas, Kentucky and Oklahoma.



Inmates at Charleston Work Release Center (pictured below) perform community service for the World Changers Organization, who repairs houses in low income areas. Projects include building porches, fixing roofs, painting and installation of new siding.



Inmates in MOCC's Arts and Crafts made items (pictured below) to donate to an annual auction for the Childrens Home Society of WV. The Childrens Home Society of WV is a private, not-for-profit social welfare organization serving over 7,000 children and families in WV each year.



WVDOC Staff Focus




The Facility Character Profile Team (FCP) at Lakin Correctional Center held a fundraiser for 5 year old Nathan Hall, a local child who was battling cancer for the second time within a year. In February 2013, items collected were presented to Nathan and his family.

“Pie in the Face” Fundraisers were held in a few WVDOC facilities last FY to help raise money for employee’s association. Pictured below were events at LCC and PCC.



“Team WVDOC” included staff/family from WV DOC Central Office raised over \$2,800 for the National Multiple Sclerosis Society. On April 13, 2013, they participated in the MS Walk in Charleston, WV.

Staff from Pruntytown Correctional Center participated in a Domestic Violence Awareness Walk through down-town Grafton in October 2013.



Staff from SMCC participated in WV Special Olympics Law Enforcement Torch Run, Parkersburg, WV.



WVDOC Staff Focus



DOC employees participated in the 4th Annual WV Warrior Race in Ripley, WV. In the past 4 years, over \$10,000 has been raised in donations for the project.

Staff participated in the annual WV Corrections Workers' Foundation Golf Tournament at the Moundsville Country Club, Moundsville, WV on May 9, 2013.



Staff from Beckley Correctional Center presented items made by inmates in BCC RSAT Units to residents at the Jackie Withrow Hospital in Beckley, WV.

Members of the WVDOC Facility Character Profile Team received the 2012 Innovative Approaches Award of Excellence during the International Association of Correctional Training Personnel Conference in Charleston, WV.



Staff from SMCC visited local schools during Drug Awareness week in October 2013. Students and teachers learned of the dangers of drugs and alcohol and were able to witness K-9 demonstrations.



Phone & Address Directory

WVDOC Central Office

Jim Rubenstein, Commissioner
Jim Ielapi, Deputy Commissioner
Mike Coleman, Asst. Commissioner
Division of Corrections
1409 Greenbrier St.
Charleston, WV 25311
(304) 558-2036 Phone

Jan Chamberlain, Asst. Commissioner
999 11th Street
Moundsville, WV 26041
(304) 843-4142

Corrections Academy

Randy Perdue, Director
PO Box 850
Glenville, WV 26351
(304) 462-3044 Phone
(304) 462-3052 Fax

Correctional Institutions

Anthony Correctional Center
Scott Patterson, Warden
Scott.W.Patterson@wv.gov
Box N-1, HC 70
White Sulphur Springs, WV 24986
(304) 536-3911 Phone
(304) 536-3916 Fax

Beckley Correctional Center

William Vest, Warden
William.J.Vest@wv.gov
111 S. Eisenhower Drive
Beckley, WV 25801
(304) 256-6780 Phone
(304) 256-6782 Fax

Charleston Work Release

Jeff Stinnett, Administrator
Jeff.A.Stinnett@wv.gov
607 Brooks Street
Charleston, WV 25301
(304) 558-2763 Phone
(304) 558-1537 Fax

Denmar Correctional Center

Mark Williamson, Warden
Mark.A.Williamson@wv.gov
4319 Denmar Road
Hillsboro, WV 24946
(304) 653-4201 Phone
(304) 653-4855 Fax

Huntington Work Release

Renae Stubblefield, Administrator
Sharon.R.Stubblefield@wv.gov
1236 5th Avenue
Huntington, WV 25701
(304) 529-6885 Phone
(304) 529-0205 Fax

Huttonsville Correctional Center/ Huttonsville Work Camp

Marvin Plumley, Warden
Marvin.C.Plumley@wv.gov
PO Box 1
Huttonsville, WV 26273
(304) 335-2291 Phone
(304) 335-4256 Fax

Lakin Correctional Center

Lori Nohe, Warden
Lori.A.Nohe@wv.gov
11264 Ohio River Road
West Columbia, WV 25287
(304) 674-2440 Phone
(304) 675-6199 Fax

Martinsburg Correctional Center

Scott Paugh, Warden
Scott.E.Paugh@wv.gov
38 Grapevine Rd.
Martinsburg, WV 25405
(304) 267-0156 Phone
(304) 267-0196 Fax

McDowell County Correctional Center

Dennis Dingus, Warden
Dennis.R.Dingus@wv.gov
50 Court Street
Welch, WV 24801
(304) 436-8530 Phone
(304) 436-8565 Fax

Mt. Olive Correctional Complex/ Slayton Work Camp

David Ballard, Warden
David.K.Ballard@wv.gov
1 Mountainside Way
Mt. Olive, WV 25185
(304) 442-7213 Phone
(304) 442-7225 Fax

Northern Correctional Center

Karen Pszczolkowski, Warden
Karen.A.Pszczolkowski@wv.gov
112 Northern Region Correctional Dr.
Moundsville, WV 26041
(304) 843-4067 Phone
(304) 843-4073 Fax

Ohio County Correctional Center

William Yurcina, Administrator
William.H.Yurcina@wv.gov
1501 Eoff Street
Wheeling, WV 26003
(304) 238-1007 Phone
(304) 238-1009 Fax

Parkersburg Correctional Center

Anne Thomas, Warden
Anne.F.Thomas@wv.gov
225 Holiday Hills Drive
Parkersburg, WV 26104
(304) 420-2443 Phone
(304) 420-2477 Fax



Pruntytown Correctional Center

Debra Minnix, Warden
Debra.D.Minnix@wv.gov
PO Box 159
Grafton, WV 26354-0159
(304) 265-6111 Phone
(304) 265-6120 Fax

Salem Correctional Center

David Jones, Warden
David.W.Jones@wv.gov
7 Industrial Blvd.
Industrial, WV 26426
(304) 782-2371 Phone
(304) 782-4816 Fax

St. Marys Correctional Center

Patrick Mirandy, Warden
Patrick.A.Mirandy@wv.gov
2880 N Pleasants Highway
St. Marys, WV 26170
(304) 684-5500 Phone
(304) 684-5506 Fax

WV Correctional Industries

Eddie Long, Director
Eddie.N.Long@wv.gov
617 Leon Sullivan Way
Charleston, WV 25301
(304) 558-6054 Phone
(304) 558-6056 Fax



Parole Services Directory

Judy Fitzgerald, Director
Georgi Watson, Secretary
Laura Toler, Electronic Monitoring
Libby Quarles, Supervision Fees
1409 Greenbrier St.
Charleston, WV 25311

Enhanced Supervision Officers

Matthew Currence, ES/07
Re-entry Coordinator
1513 Harrison Ave.
Elkins, WV 26241
(304) 637-0379 Phone
(304) 637-2804 Fax

Dave Toler, ES/01
3049 Robert C. Byrd Dr.
Suite 100
Beckley, WV 25801
(304) 256-6950 Phone
(304) 250-6551 Fax

Bryan Thompson, ES/02
1513 Harrison Ave.
Elkins, WV 26241
(304) 637-0379 Phone
(304) 637-2804 Fax

Tim Scarberry, ES/03
801 Madison Ave. Ste. 200
Huntington, WV 25704
(304) 528-5515 Phone
(304) 528-5517 Fax

Calvin Lease III, ES/04
1520 Winchester Ave.
Martinsburg, WV 25405
(304) 267-0055-Phone
(304) 267-0132-Fax

Joseph Hall, ES/05
1454 Main St.
Princeton, WV 24740
(304) 425-7487 Phone
(304) 425-0444 Fax

Aaron Williams, ES/06
225 Holiday Hills Dr. Ste. 1
Parkersburg, WV 26104
(304) 420-4630 Phone
(304) 420-4617 Fax

Northern District

District Supervisor
Robert Arnold
215 West Main St.
Clarksburg, WV 26301
(304) 627-2308 Phone
(304) 627-2311 Fax

North Western Region 02, 07

Steve Spaulding, Director
Jeff Dyke
225 Holiday Hills Dr. Ste. 1
Parkersburg, WV 26104
(304) 420-4630 Phone
(304) 420-4617 Fax

NW 03, 06

Shawn Hall
Tom Bunnell
117 North Court St.
Ripley, WV 25271
(304) 372-7854 Phone
(304) 372-7856 Fax

NW 01, 04, 05, 08

Scott Moore
Melissa Miller
Christopher Harris
Zachary Schane
1025 Main Street
Wheeling, WV 26003
(304) 238-1030 Phone
(304) 238-1137 Fax

North Central Region 11, 13, 14

Aaron Linn, Director
Bryan Thompson
Chris Bright
1513 Harrison Ave.
Elkins, WV 26241
(304) 637-0379 Phone
(304) 637-0380 Fax

NC 10, 12, 15, 16,17

John Shelhammer
Owen Scott
Vacant
Heidi Leaseburge
Donald Poling
Bryan Ware
215 West Main Street
Clarksburg, WV 26301
(304) 627-2308 Phone
(304) 627-2311 Fax

North Eastern Region 50, 53, 55, 56, 57

Kelly Franklin, Director
Damon Martin
Vernon Catlett
Penny Deluca
William Lewis
1520 Winchester Ave.
Martinsburg, WV 25405
(304) 267-0055 Phone
(304) 267-0132 Fax

NE 51, 54

Gary Parish,
Kelly Siler
102 N. Main St.
Keyser, WV 26726
(304)788-0386 Phone
(304) 788-0387 Fax

Southern District

District Supervisor
Douglas Workman
1454 Main St.
Princeton, WV 24740
(304) 425-7487 Phone
(304) 425-0444 Fax

South Western Region 20, 21, 22, 25, 26

Kara Dills, Director
Jessica Marsh
Erika Blackburn
Kaitlin Watson
John Smith
801 Madison Avenue
Huntington, WV 25704
(304) 528-5515 Phone
(304) 528-5517 Fax

SW 23, 24

Rebecca Harrison
John Tackett
229 Stratton Street
Room 306
Logan, WV 25601
(304) 792-7218 Phone
(304) 792-7220 Fax

South Eastern Region 31, 32, 33, 36

Chris Webb, Director
Palma Sizemore
Jill Bryant
Jeff Hall
1454 Main St.
Princeton, WV 24740
(304) 425-7487 Phone
(304) 425-0444 Fax

SE 30

Jeremy Napier
101 S. Court St.
Lewisburg, WV 24901
(304) 647-7545 Phone
(304) 647-7747 Fax

SE 34,35

Erica Martin
Vacant
110 Park Ave. Suite 111
Welch, WV 24801
(304) 436-3851 Phone
(304) 436-4686 Fax

South Central Region 41, 42, 43, 46, 49

Mike Brown, Director
Dan Cain
Carolann Caudill
Jordan McKinley
Barbara Pentz
1339 Plaza East
Charleston, WV 25301
(304) 558-3597 Phone
(304) 558-0441 Fax

SC 40,44,45,47,48

David Greer
Benjamin Love
Sue Flint
Jason Redden
Josh Croaff
Suite 100
3049 Robert C. Byrd Dr.
Beckley, WV 25801
(304) 256-6950 Phone
(304) 256-6935 Fax

Tables and Charts Index

Tables Index

Page

Table 1. WVDOC Employees completing Basic Training, FY 2013.	58
Table 2. WVDOC Employees completing Required Training, FY 2013.	58
Table 3. General Revenue Expenditures by Category Inclusive of Institutions, Parole Services, Academy, Central Office, and Special Services, FY 2013.	59
Table 4. Cost Per Inmate, Exclusive of Parole Services, Central Office Administrative Costs, Medical Costs & Payments to Jails, FY 2013.	59
Table 5. WVDOC average yearly inmate population, Calendar Year 1992-2012.	60
Table 6. WVDOC End of Month Population Figures, FY 2013.	61
Table 7. Inmate commitments to WVDOC custody, FY 2013.	62
Table 8. Inmate releases from WVDOC prisons, FY 2013.	63
Table 9. Crime Categories with Specific Offenses FY 2013.	64
Table 10. Crime Categories FY 2013.	66
Table 11. Inmates by Sentence Type.	67
Table 12. Inmates by Security Classification.	67
Table 13. Inmates by Education Level.	67
Table 14. Inmates by Race & Gender.	67
Table 15. Inmates by Age.	67
Table 16. Educational Programs/Classes Completed.	67
Table 17. Community Service.	68
Table 18: Corrections at a Glance	70
Table 19. Parole Services Clients by Type.	72
Table 20: Mock Riot Facts	75

Charts Index

Page

Chart 1. Average Daily Cost of inmate by institution, FY 2013.	58
Chart 2. Average WVDOC inmate population by Calendar Year, 1992-2012.	60
Chart 3. End of Month inmate population by Month, FY 2013	61
Chart 4. Inmate commitments to WVDOC custody, FY 2013.	62
Chart 5. Inmate releases from WVDOC prisons, FY 2013.	63
Chart 6. County of Commitment of WVDOC inmates in Prison June 28, 2013.	69
Chart 7. Average End of FY Population: 2009-2013	70
Chart 8. Parole Services Client percentages by type - June 28, 2013.	72
Chart 9. Parole Services caseload by county end of FY 2013.	73

WVDOC Data Sheet: Midyear 2013--Quick Facts

71

In Memory



Correctional Officer II, Michael Morse passed away suddenly on August 20, 2012, while on duty at Northern Correctional Center (NCC) in Moundsville, WV. Michael resided in East Liverpool, Ohio. He had worked with NCC since December 2011. Previously, he had worked as a guard at the Oakland County Sheriff's Department in Michigan for 26 years, until retiring in 2010. Michael was 52 years old.



Phil Davis was Unit Manager at Beckley Correctional Center (BCC) when he passed away on September 27, 2012, at the age of 59 after battling cancer. He was a dedicated employee who gave to the division unselfishly with pride and determination to make a difference in the lives of both coworkers and residents of BCC. Phil was an individual whose love for his job was only surpassed by the love of his family. He will be sadly missed by all who had the privilege of knowing and working with him.

Acknowledgments

Please take time to remember Michael and Phil and let their dedication to service and compassion for family and friends be their legacy. THANK YOU to all WVDOC employees who contributed to the FY2013 Annual Report. This report is dedicated to all of our staff who work diligently day in, day out, with the common goal of enhancing the safety of the citizens of West Virginia.

*Rebecca Hildebrand
Research Analyst/Editor*

The DOC Office of Research & Planning is responsible for the preparation of the Annual Report. Comments and suggestions pertaining to the report are welcome. If you would like to make a suggestion or would like to request a copy of this report, please contact the Office of Research & Planning at (304) 558-2036.

Brad Douglas, Director of Research & Planning
Rebecca Hildebrand, Research Analyst
Robert Wolfe, Research Analyst
Rema Jordan, Office Assistant

West Virginia Division of Corrections

Jim Rubenstein, Commissioner
Jim Ielapi, Deputy Commissioner
Jan Chamberlain, Assistant Commissioner
Mike Coleman, Assistant Commissioner
Brad Douglas, Director of Research & Technology

WVDOC FY13 Annual Report Compiled & Edited By:

Rebecca Hildebrand, Research Analyst



Photo by: Jennifer Ballard



**Unlocking
Potential**

This report was printed by West Virginia Correctional Industries(WVCI).

WVCI can handle all your printing needs.

Call (304) 843-4079 for information.

<http://wvcorrectionalindustries.com/>