

WEST VIRGINIA STATE FIRE COMMISSION ANNUAL REPORT FY 2016



KENNETH E. TYREE, JR.
STATE FIRE MARSHAL



WWW.FIREMARSHAL.WV.GOV



1 207 QUARRIER STREET

2ND FLOOR

CHARLESTON, WV 25301

PHONE (304) 558 – 2191

FAX (304) 558 – 2537

TABLE OF CONTENTS

INTRODUCTION

FROM THE STATE FIRE COMMISSION CHAIRMAN	4
FROM THE WV STATE FIRE MARSHAL	5

STATE FIRE COMMISSION

MISSION AND OPERATIONS	6
OFFICERS AND MEMBERS	7

STATE FIRE MARSHAL'S OFFICE

PERSONNEL LISTING BY DIVISION	13
FIRE SERVICES DIVISION	16
REGULATORY AND LICENSING SECTION	18
FIRE DEPARTMENT SERVICES SECTION	30
PUBLIC EDUCATION SECTION	40
FIRE SAFETY INSPECTION & PLANS REVIEW DIVISION	47
FIRE INVESTIGATION DIVISION	63



FROM THE STATE FIRE COMMISSION CHAIRMAN



Department of Military Affairs and Public Safety

Earl Ray Tomblin, Governor
Joseph Thornton, Cabinet Secretary
Kenneth E. Tyree, Jr., State Fire Marshal

Phone: (304) 558-2191

Fax: (304) 558-2537

OFFICE OF THE STATE FIRE MARSHAL

1207 Quarrier St, 2nd Floor
Charleston, WV 25301
www.firemarshal.wv.gov

October 1, 2016

The Honorable Earl Ray Tomblin
Governor of West Virginia
State Capitol Building
Charleston, WV 25305

Dear Governor Tomblin,

On behalf of the members of the West Virginia State Fire Commission and in accordance with the West Virginia Code, I am pleased to submit to you the Annual Report of the WV State Fire Commission for FY 2016.

The support you have shown for the entire Fire Service of West Virginia, the State Fire Commission and the Office of the Fire Marshal is greatly appreciated.

Please do not hesitate to contact the Fire Commission if you have any inquires in the future.

Sincerely,

A handwritten signature in blue ink, appearing to read "C. E. Sizemore".

Carl E. Sizemore
Chairman

FROM THE WV STATE FIRE MARSHAL



Department of Military Affairs and Public Safety

Earl Ray Tomblin, Governor
Joseph Thornton, Cabinet Secretary
Kenneth E. Tyree, Jr., State Fire Marshal

Phone: (304) 558-2191

Fax: (304) 558-2537

OFFICE OF THE STATE FIRE MARSHAL

1207 Quarrier St, 2nd Floor
Charleston, WV 25301
www.firemarshal.wv.gov

October 1, 2016

The Honorable Earl Ray Tomblin
Governor of West Virginia
State Capitol Building
Charleston, WV 25305

Dear Governor Tomblin,

In compliance with the West Virginia Code, Chapter 5, Article 1, Section 20, the Annual Report for Fiscal Year 2016 of the West Virginia State Fire Marshal's office is hereby submitted for your review.

This report is a representative, but by no means complete, look at the myriad services provided to the citizens of West Virginia by the dedicated personnel of the West Virginia State Fire Marshal's Office.

Since 1909 the State Fire Marshal's Office has consistently increased its level of public service to the State of West Virginia through code inspections and enforcement, licensing and regulatory services, public fire education, fire investigations and many other duties.

This report in part reflects the efforts of West Virginia's fire departments and fire service organizations that represent full time career, volunteer and part-paid combination departments. It should not be forgotten that on a daily basis, these brave men and women are ready to give their lives protecting their communities from fire and other emergency incidents.

Respectfully submitted,

A handwritten signature in blue ink, appearing to read "K. Tyree".

Kenneth E. Tyree, Jr.
West Virginia State Fire Marshal



STATE FIRE COMMISSION

MISSION STATEMENT

TO PROVIDE, THROUGH LEADERSHIP, THE BEST POSSIBLE FIRE PREVENTION AND LIFE SAFETY FOR OUR CITIZENS BY LEGISLATION, EDUCATION, TRAINING, STANDARDS, AND RESOURCE ALLOCATION.

COMMISSION REPRESENTATION

3 MEMBERS FULL-TIME PAID FIREFIGHTERS
1 MEMBER FULL-TIME PAID FIRE CHIEF
3 MEMBERS VOLUNTEER FIREFIGHTERS
2 MEMBERS VOLUNTEER FIRE CHIEFS
2 MEMBERS BUSINESS & INDUSTRY
1 MEMBER FIRE INSURANCE INDUSTRY
1 MEMBER REGISTERED ARCHITECTS

STANDING COMMITTEES

FIRE DEPARTMENT SERVICES COMMITTEE

SUBCOMMITTEE: RECRUITMENT AND RETENTION COMMITTEE

LEGISLATIVE, CODES, AND REGULATORY COMMITTEE

TRAINING COMMITTEE

DISCIPLINARY COMMITTEE

OPERATIONS COMMITTEE

FIRE COMMISSION OFFICERS

- CHAIRMAN: CARL E. SIZEMORE
REPRESENTS: PAID FIREFIGHTERS
TERM EXPIRES: JUNE 30, 2018
- VICE-CHAIRMAN: GRANT GUNNOE
REPRESENTS: PAID FIREFIGHTERS
TERM EXPIRES: JUNE 30, 2019
- SECRETARY: DOUG MONGOLD
REPRESENTS: VOLUNTEER FIREFIGHTERS
TERM EXPIRES: JUNE 30, 2018

FIRE COMMISSION MEMBERS



DAVE CAMP

DAVE REPRESENTS THE FIRE INSURANCE INDUSTRY IN WEST VIRGINIA AND WAS APPOINTED ON THE FIRE COMMISSION BY GOVERNOR EARL RAY TOMBLIN IN 2014. HE IS AN INSURANCE AGENT WITH BILL BAILEY INSURANCE AGENCY / VFIS OF WV. MR. CAMP HAS MORE THAN A DECADE OF EXPERIENCE IN THE FIRE SERVICE SPECIALIZING IN SAFETY, EDUCATION, TRAINING, RISK ANALYSIS AND LOSS CONTROL PRACTICES. HE HOLDS THE CERTIFIED PROFESSIONAL INSURANCE AGENT (CPIA) DESIGNATION AND A BACHELOR OF SCIENCE DEGREE IN MARKETING AND MANAGEMENT FROM DAVIS & ELKINS COLLEGE.

CARL EASTHAM

CARL WAS APPOINTED TO THE STATE FIRE COMMISSION BY GOVERNOR TOMBLIN IN 2015. CARL REPRESENTS THE PAID FIRE CHIEFS ON THE COMMISSION. CARL CURRENTLY HOLDS THE POSITION AS FIRE CHIEF FOR THE CITY OF HUNTINGTON, WEST VIRGINIA.



DOUG ESTEP

DOUG WAS APPOINTED TO THE STATE FIRE COMMISSION BY GOVERNOR TOMBLIN IN 2015. DOUG WAS SWORN IN AS FIRE CHIEF OF THE MORRISVALE VOLUNTEER FIRE DEPARTMENT IN AUGUST OF 1982. CHIEF ESTEP HAS SERVED AS CHIEF OF THE DEPARTMENT WHILE ALSO MAINTAINING A CAREER AS A HEAVY EQUIPMENT MECHANIC AT HOBET MINING. HE RETIRED FROM MINING IN 2013 WITH 38 YEARS OF SERVICE. CHIEF ESTEP IS A CERTIFIED FIRE OFFICER ALONG WITH BEING A CERTIFIED FIRE INSTRUCTOR 2 FOR WVU FIRE SERVICE EXTENSION. HE SPECIALIZES IN TEACHING RURAL FIREFIGHTING TACTICS.



GRANT GUNNOE

GRANT REPRESENTS THE PAID FIREFIGHTERS IN WEST VIRGINIA AND WAS APPOINTED ON THE FIRE COMMISSION BY GOVERNOR EARL RAY TOMBLIN IN 2010. AFTER GRADUATION FROM HIGH SCHOOL GRANT WORKED IN THE COMMUNICATIONS CENTER FOR THE CHARLESTON POLICE DEPARTMENT AND THEN AS A PARAMEDIC FOR THE CHARLESTON EMERGENCY AMBULANCE SERVICE UNTIL BEGINNING A 28 YEAR CAREER WITH THE CHARLESTON FIRE DEPARTMENT. IN 2002 HE WAS PROMOTED TO CHIEF OF THE DEPARTMENT. GRANT RETIRED IN MAY OF 2006 TO ASSUME THE POSITION OF DIRECTOR OF EMERGENCY MANAGEMENT AND HOMELAND SECURITY FOR THE CITY OF CHARLESTON.



PHIL HART



PHIL WAS APPOINTED BY GOVERNOR TOMBLIN IN 2016 TO THE FIRE COMMISSION TO REPLACE THE LATE GARY BONNETT. PHIL REPRESENTS THE VOLUNTEER FIRE CHIEF'S. PHIL HAS BEEN A MEMBER OF THE BELINGTON VOLUNTEER FIRE DEPARTMENT SINCE 1978 AND HAS BEEN THE FIRE CHIEF SINCE 2010. PHIL HAS BEEN EMPLOYED WITH THE CITY OF BRIDGEPORT FIRE DEPARTMENT SINCE 1989 AS A FIREFIGHTER/PARAMEDIC HE HAS HELD MANY OFFICES THROUGHOUT HIS CAREER. JUNE OF 2016 HE WAS APPOINTED FIRE CHIEF OF THE COMBINATION DEPARTMENT. PHIL IS MARRIED HAS 3 CHILDREN AND 4 GRANDCHILDREN AND IS VERY ACTIVE IN HIS COMMUNITY.

THOMAS KEEFER



TOM WAS APPOINTED TO THE STATE FIRE COMMISSION BY GOVERNOR MANCHIN IN 2009. HE REPRESENTS THE BUSINESS AND INDUSTRY INTERESTS FOR THE COMMISSION. TOM BEGAN HIS CAREER AT THE DUPONT, BELLE, WV FACILITY IN THE PROJECT ENGINEERING GROUP IN MAY 1974. TOM WAS A DUPONT / CHEMOURS HAZMAT RESPONDER SINCE 1976 WITH EXTENSIVE EXPERIENCE IN PROCESS SAFETY, SAFETY, SECURITY, HAZARDOUS MATERIAL DISTRIBUTION, EMERGENCY RESPONSE, AND INCIDENT COMMAND.

ROBERT 'BOB' MILLER



BOB WAS REAPPOINTED TO THE STATE FIRE COMMISSION BY GOVERNOR TOMBLIN IN 2014. BOB REPRESENTS THE VOLUNTEER FIRE CHIEFS ON THE COMMISSION. BOB HAS MANY YEARS OF SERVICE WITHIN THE FIRE INDUSTRY AND HIS PASSION FOR THE SERVICE IS RECOGNIZED BY ALL THAT KNOW HIM AND ARE AROUND HIM. BOB RESIDES IN GLENWOOD, WV.

DOUG MONGOLD



DOUG WAS APPOINTED TO THE STATE FIRE COMMISSION BY GOVERNOR MANCHIN IN 2010. CHIEF MONGOLD REPRESENTS THE VOLUNTEER FIREFIGHTERS. HE CURRENTLY SERVES AS FIRE CHIEF OF THE MOOREFIELD VOLUNTEER FIRE COMPANY A POSITION HE HAS HELD FOR 16 YEARS. CHIEF MONGOLD IS PAST PRESIDENT OF THE WV STATE FIREMEN'S ASSOCIATION AND IS CURRENTLY SERVING ON THE EXECUTIVE COMMITTEE. CHIEF MONGOLD IS ALSO A MEMBER OF THE MOOREFIELD TOWN COUNCIL, PAST CHAIRMAN OF THE HARDY COUNTY 911 ADVISORY BOARD AND IS CURRENTLY VICE-CHAIR OF THE LOCAL LECP BOARD.

JIM OLDAKER



JIM WAS REAPPOINTED TO THE STATE FIRE COMMISSION BY GOVERNOR TOMBLIN IN 2015. JIM IS A 36 YEAR MEMBER OF THE INTERNATIONAL BROTHERHOOD OF ELECTRICAL WORKERS, LOCAL 466, CHARLESTON, WV, AFL/CIO. HE IS CURRENTLY EMPLOYED BY THE SUMMIT ELECTRIC GROUP AS A FOREMAN. JIM IS A 39 YEAR MEMBER OF THE ALUM CREEK VOLUNTEER FIRE DEPARTMENT AND HAS SERVED 32 YEARS IN THE POSITION OF FIRE CHIEF. JIM IS INVOLVED AND SERVES ON MANY ASSOCIATIONS. JIM REPRESENTS THE VOLUNTEER FIREFIGHTERS.

TED SHRIVER



TED WAS APPOINTED BY GOVERNOR MANCHIN IN 2009 AND REPRESENTS THE ARCHITECTS. WHILE THE POSITION IS STATED AS THE REPRESENTATIVE OF THE ARCHITECTS, HE REPRESENT ALL OF THE DESIGN PROFESSIONALS AS A WHOLE. AS CHAIRMAN OF THE COMMISSION'S CODE AND REGULATORY COMMITTEE, HE HAS BEEN A PART OF UPDATING THE RULES FOR THE STATE FIRE CODE, THE STATE BUILDING CODE, THE CODE OFFICIALS, AND THE CERTIFICATION OF HOME INSPECTORS.

HE EARNED AN ENGINEERING TECHNOLOGY DEGREE FROM FAIRMONT STATE COLLEGE.

CARL SIZEMORE



CARL WAS APPOINTED TO THE STATE FIRE COMMISSION BY GOVERNOR MANCHIN IN 2009. HE REPRESENTS THE PAID FIREFIGHTERS ON THE COMMISSION. CARL RETIRED FROM THE PARKERSBURG FIRE DEPARTMENT IN 2010 AS A CAPTAIN/EXECUTIVE OFFICER. DURING HIS TENURE ON THE FIRE DEPARTMENT, CARL ALSO SERVED AS CHIEF FIRE INSPECTOR/INVESTIGATOR AND ON THE WOOD COUNTY FIRE INVESTIGATION TEAM (FIT) AND THE ARSON TASK FORCE. DURING HIS FIRST TERM ON THE COMMISSION, CARL SERVED AS FIRE DEPARTMENT SERVICES CHAIRMAN. CARL IS CURRENTLY IN HIS SECOND TERM ON THE COMMISSION AND SERVES AS COMMISSION CHAIRMAN. CARL IS ON THE FAMILY CRISIS INTERVENTION BOARD OF DIRECTORS IN WOOD COUNTY. HE IS ALSO A MEMBER OF EMMANUEL BAPTIST CHURCH.

VICTOR 'CHIP' STALLARD, JR.



VIC WAS APPOINTED TO THE STATE FIRE COMMISSION BY GOVERNOR TOMBLIN IN 2014. HE REPRESENTS THE BUSINESS AND INDUSTRY. HE PREVIOUSLY SERVED ON THE FIRE COMMISSION FROM 1989 TO 2009. CHIP STARTED HIS FIRE SERVICE IN 1971 WHEN HE JOINED THE FIRE DEPT. OF MONTGOMERY. HE WAS A WVU FIRE SERVICE EXTENSION INSTRUCTOR AND TAUGHT NUMEROUS COURSES THROUGHOUT SOUTHERN WEST VIRGINIA. FIRE SERVICE TRAINING WOULD BECOME THE PASSION OF HIS CAREER. AFTER RECEIVING A MASTER'S DEGREE IN SAFETY MANAGEMENT, HE BECAME SITE SAFETY MANAGER, AND SINCE 2009 HAS BEEN A SAFETY MANAGER FOR SHELL WITH GLOBAL SAFETY AND EMERGENCY RESPONSE OVERSIGHT.

VIRGIL 'P-NUT' WHITE



VIRGIL "P-NUT" WHITE IS A 30 YEAR VETERAN OF THE FIRE SERVICE AND WAS APPOINTED BY GOVERNOR MACHIN TO THE STATE FIRE COMMISSION IN 2009. VIRGIL BEGAN HIS CAREER IN 1986 WITH THE LEWISBURG FIRE DEPARTMENT AND IN 1993 BECAME EMPLOYED BY THE SOUTH CHARLESTON FIRE DEPARTMENT. IN HIS 24 YEARS OF SERVICE, HE HAS ROSE THROUGH THE RANKS UP TO HIS CURRENT RANK OF ASSISTANT FIRE CHIEF. VIRGIL HAS ALWAYS HAD A STRONG PASSION FOR THE FIRE SERVICE AND OTHER PUBLIC SAFETY. HE HAS 28 YEARS EXPERIENCE AS A PARAMEDIC AND AS A 911 TELECOMMUNICATOR. HE CURRENTLY HOLDS AN ASSOCIATE AND A BACHELOR'S DEGREE IN FIRE SCIENCE FROM WEST VIRGINIA STATE UNIVERSITY AND A MASTER'S DEGREE IN EMERGENCY MANAGEMENT FROM ANNA MARIA COLLEGE. HE ALSO HAS OVER 20 YEARS OF SERVICE AS A FIRE SERVICE INSTRUCTOR.

STATE FIRE MARSHAL'S PROJECTS AND PROGRAMS



REVIEW AND RECOMMENDATIONS ON VOLUNTEER FIRE SERVICE CONCERNS

THE STATE FIRE MARSHAL COMPLETED A 33-3-33A LEGISLATIVE REPORT TITLED, *REVIEW AND RECOMMENDATIONS ON VOLUNTEER AND PART-VOLUNTEER FIRE SERVICE* WHICH ADDRESSED ISSUES SUCH AS: FUNDING OF FIRE DEPARTMENTS, COST OF WORKER'S COMPENSATION COVERAGE, CAUSES OF AND STRATEGIES FOR RECRUITMENT AND RETENTION, ECONOMIC BENEFITS DERIVED FROM THESE DEPARTMENTS, AND AN ASSESSMENT OF THE CURRENT AND FUTURE SUSTAINABILITY MODEL FOR VOLUNTEER FIRE DEPARTMENTS. THE GOAL IS TO PERFORM FURTHER WORK TO ADDRESS CONCERNS.

WEST VIRGINIA FIRE DEATH REDUCTION AND PUBLIC EDUCATION

THE PUBLIC EDUCATION SECTION CONTINUES TO DEVELOP AND DELIVER PUBLIC SERVICE ANNOUNCEMENTS THAT ARE DELIVERED AROUND THE STATE. WE CONTINUE TO EDUCATE THE PUBLIC ABOUT MANY ASPECTS OF FIRE SAFETY THROUGH VARIOUS PROGRAMS SUCH AS PROVIDING AND SUPPORTING SMOKE ALARM INSTALLATIONS. WE ARE ALSO WORKING ON A STATEWIDE COMMUNITY RISK REDUCTION PROGRAM WHICH IS AN INTEGRATED APPROACH TO BALANCE EMERGENCY RESPONSE CAPABILITIES WITH PROACTIVE MEASURES THAT WORK TOGETHER TO REDUCE RISK AND LOSS IN COMMUNITIES.

TECHNOLOGY AND EFFICIENCY

THE STATE FIRE MARSHAL ALONG WITH STAFF IS STUDYING WAYS TO IMPLEMENT GREATER INFORMATION TECHNOLOGY (IT) ENHANCEMENT WITHIN THE AGENCY FOR IMPROVED EFFICIENCY WHEN IT COMES TO EVERY DIVISION'S SPECIFIC RESPONSIBILITIES FOR STREAMLINING JOB PERFORMANCE, RECORD KEEPING, INVOICING AND THEIR ACCOUNTS RECEIVABLE SYSTEM.

STATE FIRE MARSHAL'S OFFICE

ADMINISTRATION DIVISION

STATE FIRE MARSHAL:	KENNETH E. TYREE
CHIEF DEPUTY STATE FIRE MARSHAL:	ROBERT S. SHARP
ADMINISTRATIVE SERVICE MANAGER:	MELISSA D. HAPNEY
ADMINISTRATIVE SECRETARY:	SHAWNA M. GOODWIN
OFFICE ASSISTANT III:	VIRGINIA R. SHORT
OFFICE ASSISTANT II:	CHRISTINA S. CLENDENIN

FIRE SERVICES DIVISION

DEPUTY STATE FIRE MARSHAL:	ALLAN D. CASTO
ADMINISTRATIVE SERVICE ASSISTANT I:	TRACY M. WEESE
ASSISTANT FIRE MARSHAL I:	BRADLEY R. SCOTT
PUBLIC INFORMATION SPECIALIST II:	COURTNEY A. ROSEMOND
PUBLIC INFORMATION SPECIALIST I:	VACANT
PUBLIC INFORMATION SPECIALIST I:	VACANT
OFFICE ASSISTANT III:	ALICE K. MORRISON
OFFICE ASSISTANT II:	SHENANDOAH D. GORE
OFFICE ASSISTANT II:	CHRISTOPHER R. MAHAN
OFFICE ASSISTANT II:	KATHRYN L. BURNS

FIRE INVESTIGATION DIVISION

DEPUTY STATE FIRE MARSHAL:

JASON D. BALTIC

ASSISTANT STATE FIRE MARSHAL III:

VACANT

VACANT

ASSISTANT STATE FIRE MARSHAL II:

ROBERT S. RODES, II

SHAWN L. ALDERMAN

RONALD AYERSMAN

GEORGE A. HARMS

ASSISTANT STATE FIRE MARSHAL I:

TIM CHASTAIN

RICK SOVASTION

ASSISTANT STATE FIRE MARSHAL IN TRAINING:

RYAN P. MCFARLAND

LARRY HAMRICK

SECRETARY I:

VALERIE J. CARPENTER



FIRE SERVICES DIVISION ANNUAL REPORT FY 2016

STAFF

DEPUTY STATE FIRE MARSHAL:	ALLAN D. CASTO
ADMINISTRATIVE SERVICE ASSISTANT I:	TRACY M. WEESE
ASSISTANT FIRE MARSHAL I:	BRADLEY R. SCOTT
PUBLIC INFORMATION SPECIALIST II:	COURTNEY A. ROSEMOND
PUBLIC INFORMATION SPECIALIST I:	VACANT
PUBLIC INFORMATION SPECIALIST I:	VACANT
OFFICE ASSISTANT III:	ALICE K. MORRISON
OFFICE ASSISTANT II:	SHENANDOAH D. GORE
OFFICE ASSISTANT II:	CHRISTOPHER R. MAHAN
OFFICE ASSISTANT II:	KATHRYN L. BURNS



REGULATORY AND LICENSING

OBJECTIVE

THE REGULATORY AND LICENSING DIVISION AIMS TO PROVIDE A BETTER AND SAFER STANDARD OF LIVING FOR THE CITIZENS OF WEST VIRGINIA BY ENSURING ONLY QUALIFIED APPLICANTS OBTAIN LICENSURE, BY VALIDATING AND REFERRING CUSTOMER COMPLAINTS, BY CHECKING FOR COMPLIANCE WITH ALL APPLICABLE CODES AND REGULATIONS AND BY PROVIDING CITIZENS WITH INFORMATION ON STATE LAWS AND REGULATIONS.

INTRODUCTION

THE REGULATORY AND LICENSING DIVISION ENFORCES AND INTERPRETS LAWS, RULES AND REGULATIONS AND ISSUES LICENSES RELATING TO THE ELECTRICAL INDUSTRY, THE EXPLOSIVE INDUSTRY, THE FIREWORKS INDUSTRY, BUILDING CODE OFFICIALS, ELECTRICAL INSPECTORS, HOME INSPECTORS, AND FIRE PROTECTION WORKERS.

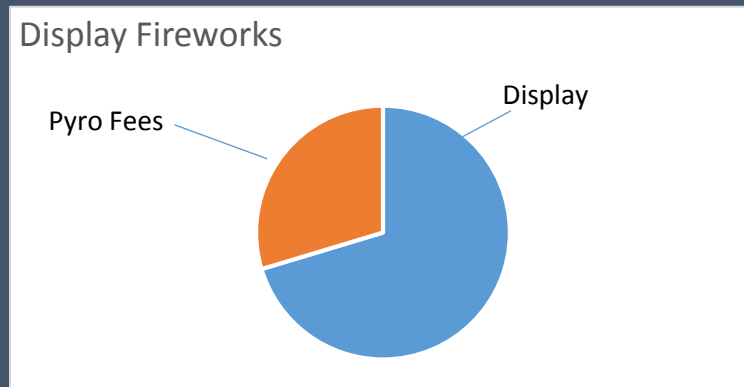
AS CHARGED IN STATE CODE, THE LICENSING AND REGULATORY DIVISION WRITES AND UPDATES IN-HOUSE TESTING FOR 8 DIFFERENT CLASSIFICATIONS OF ELECTRICIAN EXAMS AS WELL AS INDOOR AND OUTDOOR PYROTECHNICIAN EXAMS.



2016 LICENSES, PERMITS, CERTIFICATIONS AND FEES

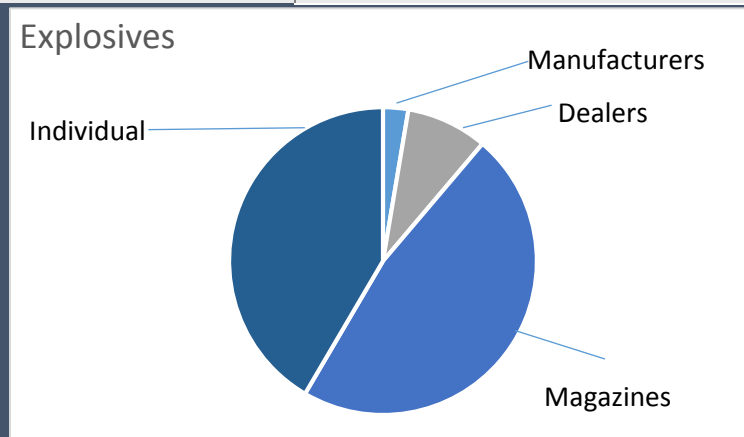
DISPLAY FIREWORKS:

Type of Permit	Number Issued	Total Fees Collected
Fireworks Display	326	\$ 17413.80
Pyrotechnic Operator Licenses	365	\$ 7340.00
TOTAL		\$24753.80



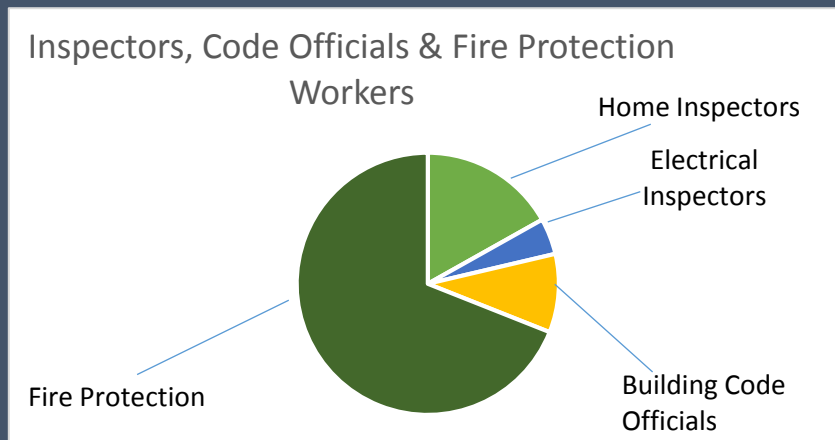
EXPLOSIVES:

Type of Permit	Number Issued	Total Fees Collected
Manufacturing Permit	3	\$ 3,000.00
Black Powder Permit	0	\$ 0
Permit to Sell	19	\$ 9,660.00
Explosive Magazines	524	\$ 53,440.00
Individual Licenses	756	\$ 55,615.00
TOTAL		\$ 113,070.00



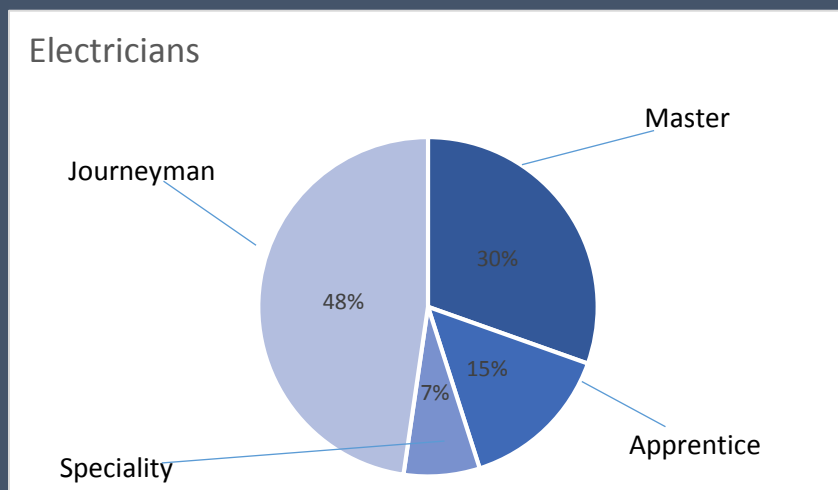
INSPECTORS, CODE OFFICIALS & FIRE PROTECTION WORKERS:

Type of Permit	Number Issued	Total Fees Collected
Home Inspectors	155	\$ 17400.00
Electrical Inspector	41	\$ 4300.00
Building Code Officials	36	\$ 1,800.00
Fire Protection Workers	523	\$ 49,495.00
TOTAL		\$ 96,205.00



ELECTRICIANS:

<u>Type of License</u>	<u>Number Issued</u>	<u>Total Fees Collected</u>
Issued	13754	\$ 724,865.00
TOTAL		\$ 724,865.00



TEST FEES:

<u>APPLICANTS</u>	<u>NUMBER</u>	<u>TOTAL FEES COLLECTED</u>
ISSUED	2868	\$ 46,020.00
TOTAL		\$ 46,020.00

113 LETTERS OF GOOD STANDING FEES COLLECTED \$ 2,820.00

41 DUPLICATE LICENSE FEES COLLECTED \$ 410.00

TOTAL SPECIAL REVENUE COLLECTED FY 16 *\$ 1,008,143.80*



CONSUMER FIREWORKS:

ON MARCH 8, 2016, THE WEST VIRGINIA LEGISLATURE PASSED HOUSE BILL 2852. THIS MANDATE WOULD ALLOW FOR THE LEGAL SALE, POSSESSION AND USE OF ALL TYPES OF CONSUMER GRADE PYROTECHNICS. "CONSUMER FIREWORKS" AS DEFINED IN THIS RULE STATES THAT: "... SMALL FIREWORKS DEVICES THAT ARE DESIGNED TO PRODUCE VISIBLE EFFECTS BY COMBUSTION THAT ARE REQUIRED TO COMPLY WITH THE CONSTRUCTION, CHEMICAL COMPOSITION AND LABELING REGULATIONS PROMULGATED BY THE UNITED STATES CONSUMER PRODUCT SAFETY COMMISSION UNDER 16 C.F.R. PARTS 1500 AND 1507 (2014), AND THAT ARE LISTED IN APA STANDARD 87-1. CONSUMER FIREWORKS DO NOT INCLUDE SPARKLING DEVICES, NOVELTIES, TOY CAPS OR MODEL ROCKETS;"

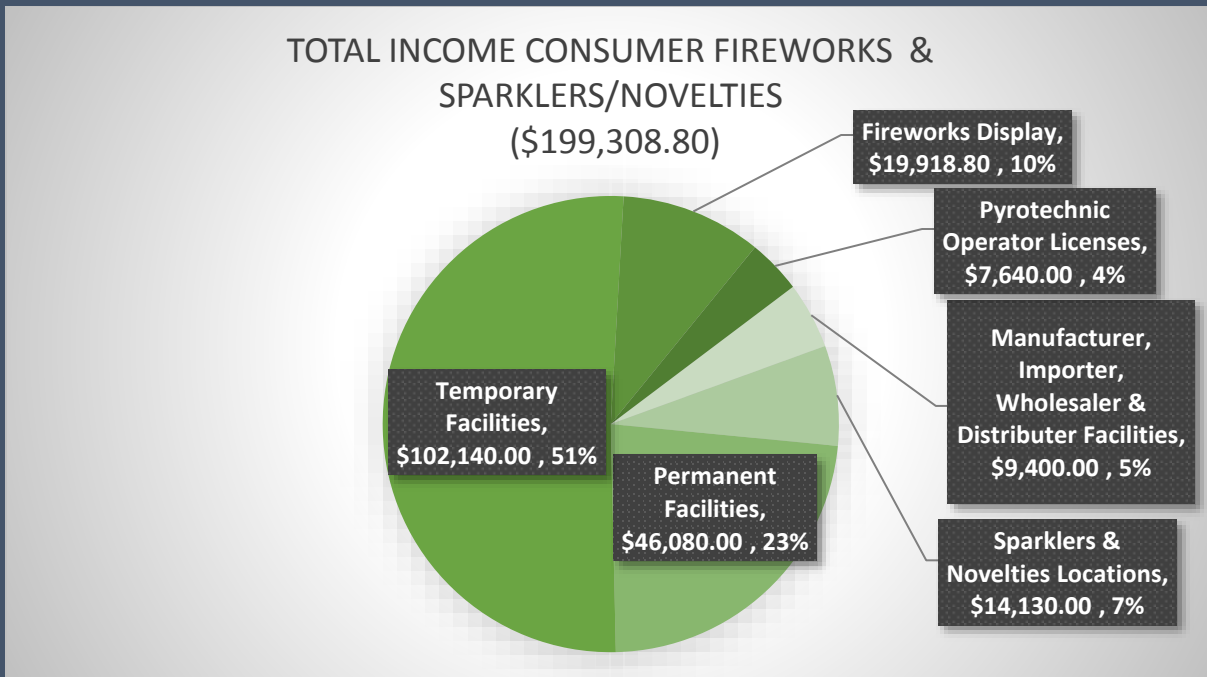
THE TERM "FIREWORKS" IN THIS RULE IS DESCRIBED AS: "...ANY COMPOSITION OR DEVICE DESIGNED FOR THE PURPOSE OF PRODUCING A VISIBLE OR AUDIBLE EFFECT BY COMBUSTION, DEFLAGRATION OR DETONATION. FIREWORKS INCLUDE CONSUMER FIREWORKS, DISPLAY FIREWORKS AND SPECIAL EFFECTS. FIREWORKS DOES NOT INCLUDE SPARKLING DEVICES, NOVELTIES, TOY CAPS OR MODEL ROCKETS;"



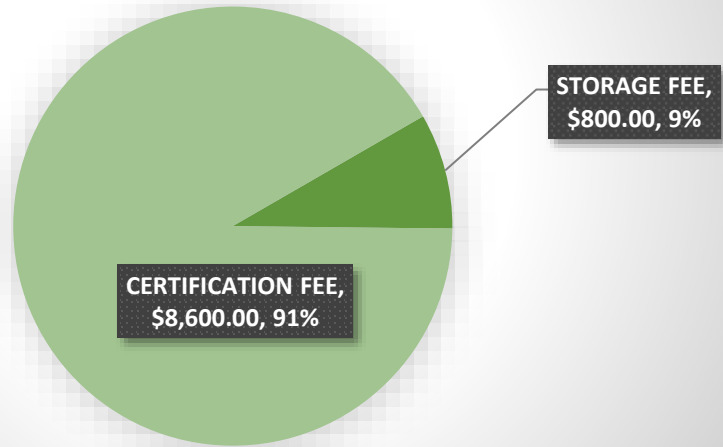
THIS REPORT WILL SEEK TO SHOW THE RESOLUTION OF THIS PROJECT AS A WHOLE FOR THE 2016 FIREWORKS SEASON.

Type of Facility	Number of Facilities	Total Income
Manufacturer, Importer, Wholesaler & Distributer Facilities	16	\$9,400.00
Sparklers & Novelties Locations	471	\$14,130.00
Permanent Facilities	42	\$46,080.00
Temporary Facilities	171	\$102,140.00
¹ Fireworks Display	360	\$ 19,918.80
¹ Pyrotechnic Operator Licenses	381	\$ 7,640.00
Totals:	1441	\$199,308.80

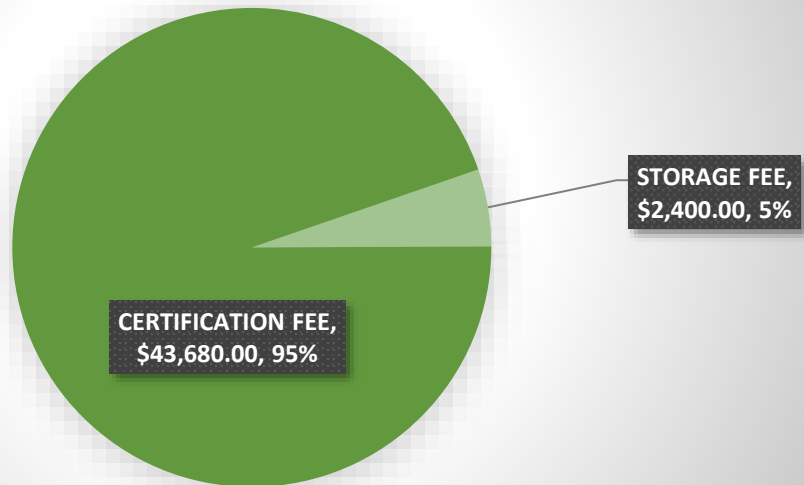
¹PRE-EXISTING PROGRAM - VALUES ARE INCOME COLLECTED FROM 7/1/2015 - 8/2/2016.




INCOME FROM MANUFACTURE, WHOLESALE, DISTRIBUTION &
IMPORTER APPLICATIONS
(\$9,400)



INCOME FROM PERMANENT APPLICATIONS
(\$46,080)



INCOME FROM TEMPORARY APPLICATIONS
(\$102,140)

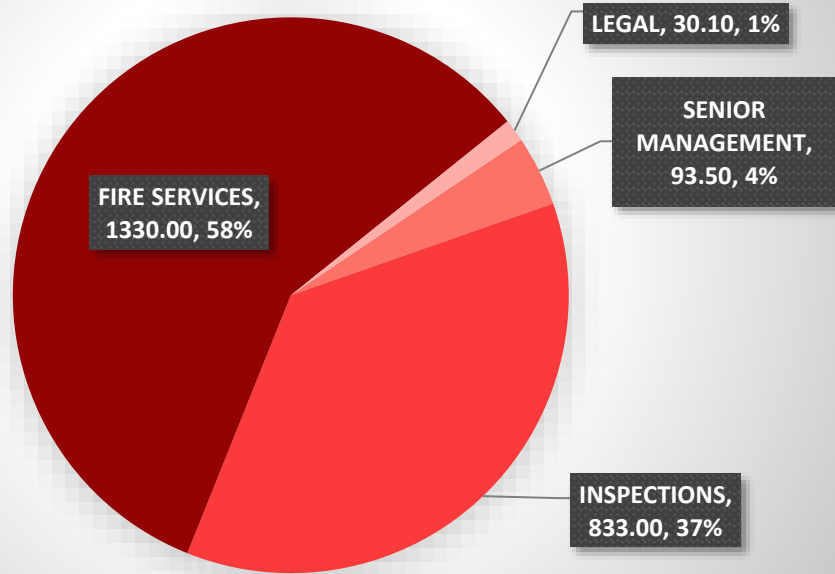


INCOME FROM SPARKLERS AND NOVELTIES APPLICATIONS
(\$14,130)



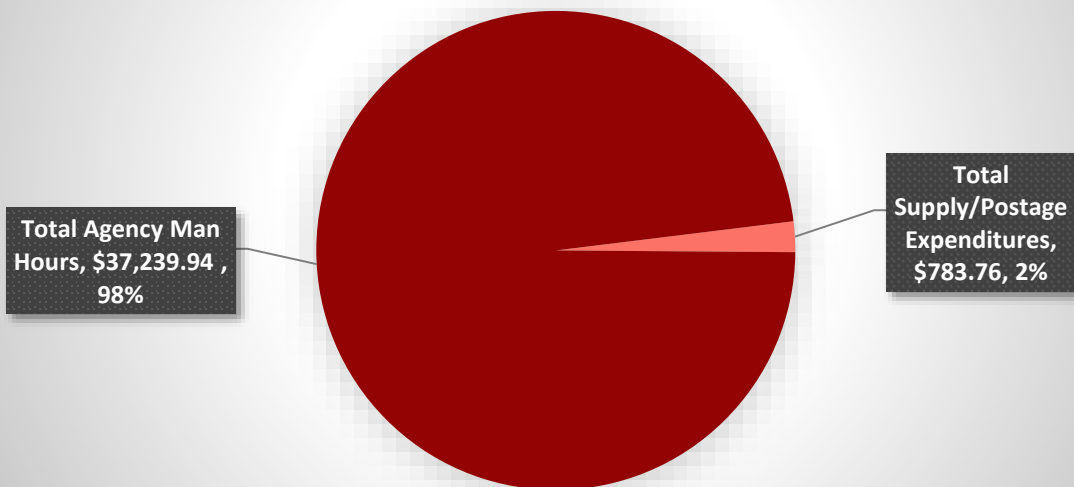
TOTAL AGENCY MAN HOURS

2286.60



TOTAL AGENCY EXPDENDITURES

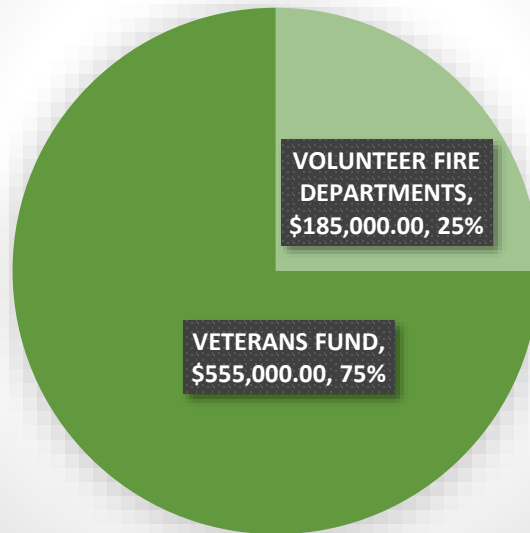
(\$38,023.70)



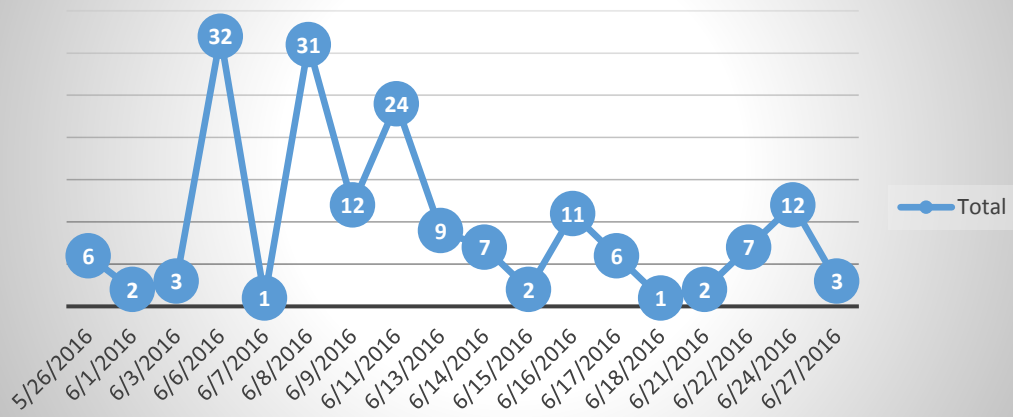
FIREWORKS SAFETY FEE DISTRIBUTION

\$740,000.00*

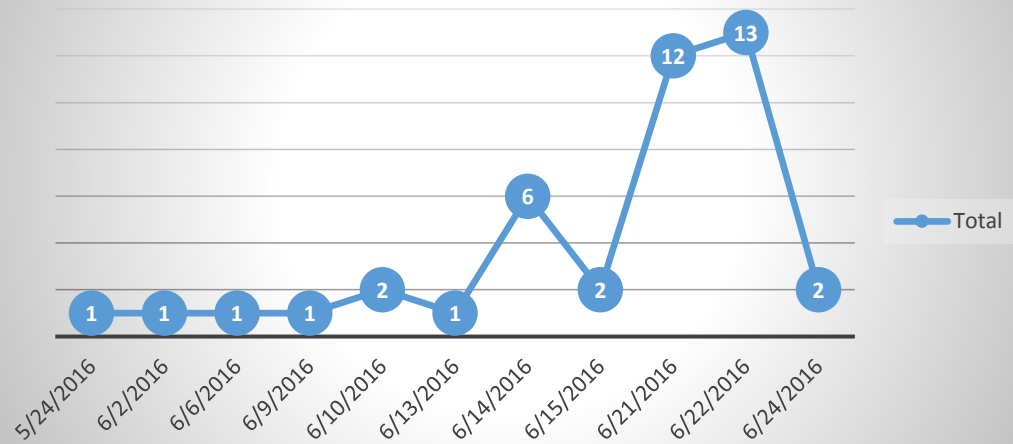
*Source - Charleston Gazette-Mail



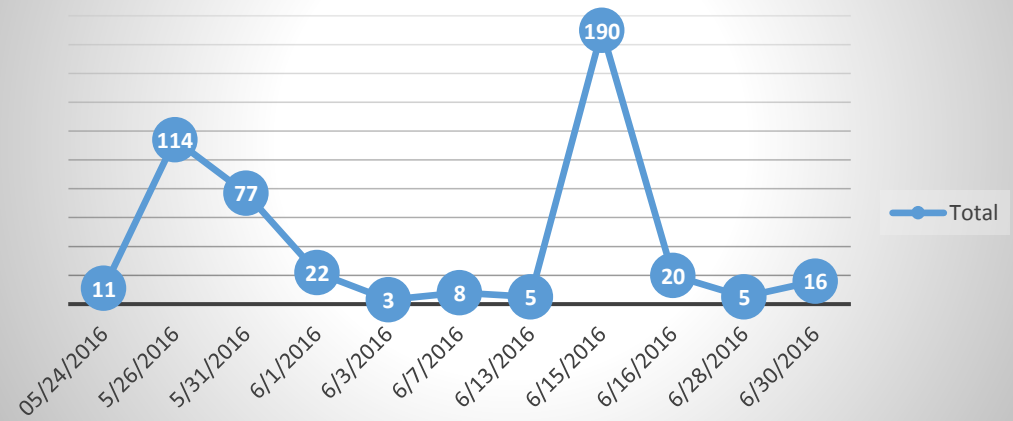
TEMPORARY APPLICATIONS BY DATE



PERMANENT APPLICATIONS BY DATE



SPARKLERS & NOVELTIES APPLICATIONS BY DATE





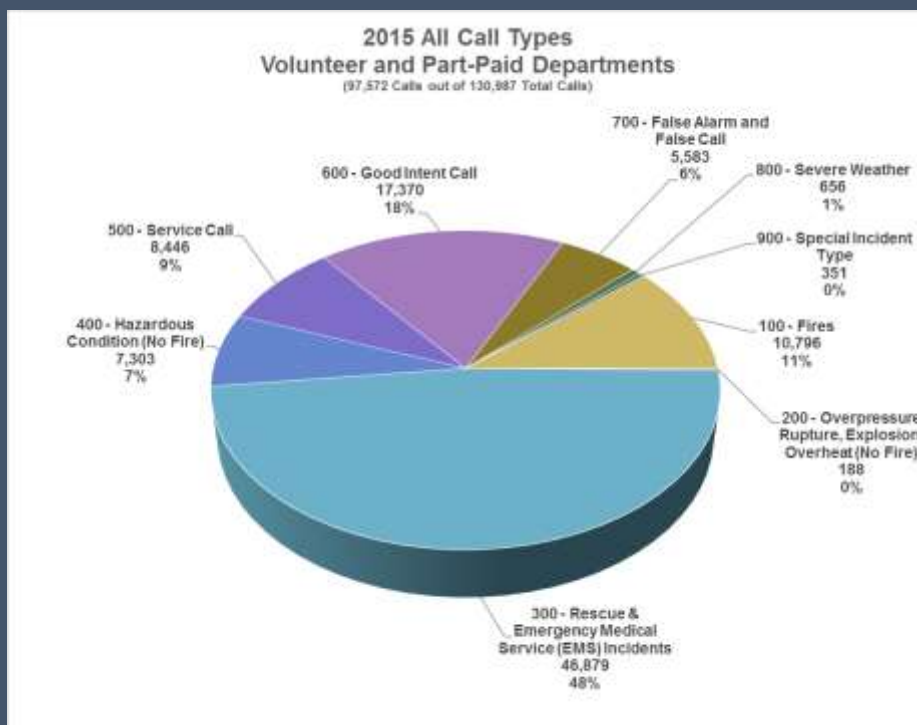
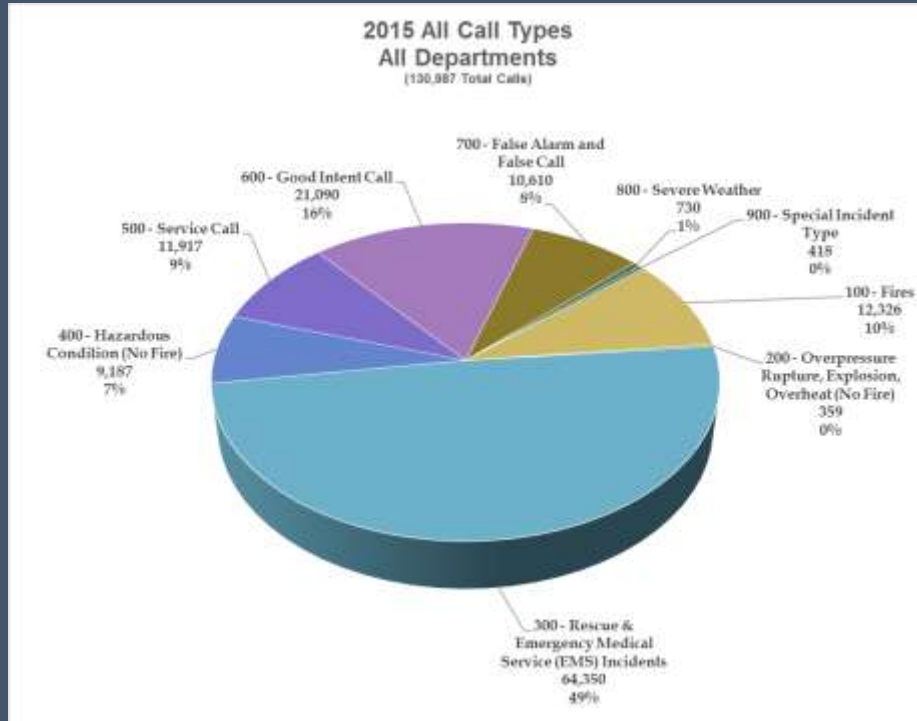
FIRE DEPARTMENT SERVICES

OBJECTIVE

THE FIRE DEPARTMENT SERVICES DIVISION IS RESPONSIBLE FOR DUTIES THAT INCLUDE ADMINISTRATION AND OVERSIGHT FOR ALL FIRE AND NON-FIRE DATA COLLECTED THROUGH THE NATIONAL FIRE INCIDENT REPORTING SYSTEM (NFIRS) AND RELATED DATA ANALYSIS AND FIRE DEPARTMENT TRAINING, EVALUATION OF FIRE DEPARTMENTS AND FIRE OFFICER EQUIVALENCIES, AND THE COORDINATION AND ISSUANCE OF EMERGENCY VEHICLE PERMITS FOR ALL WEST VIRGINIA FIRE DEPARTMENTS AND CERTAIN OTHER ENTITIES.

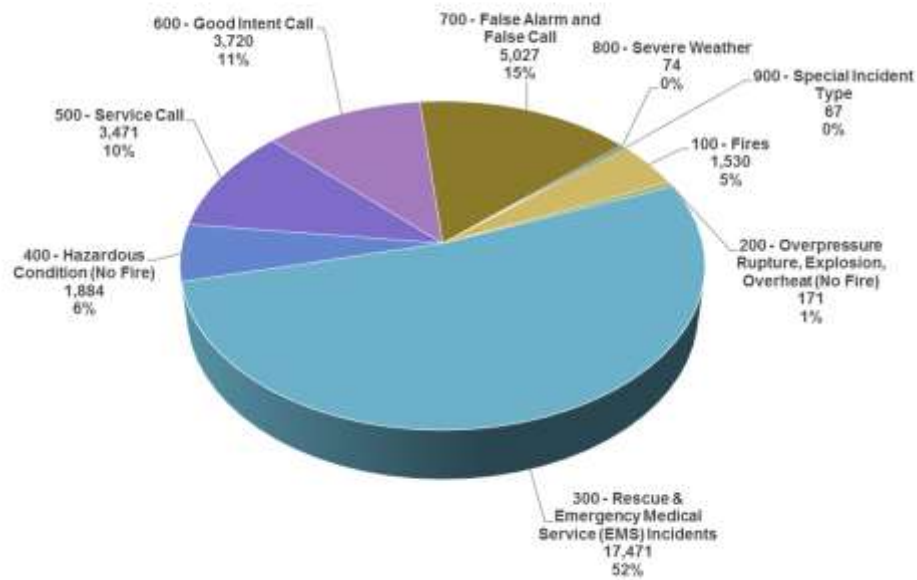


DUE TO LEGISLATION ALLOWING FOR A GRACE PERIOD FOR SUBMISSION OF FIRE LOSS DATA, FISCAL YEAR 2015-2016 WILL NOT BE AVAILABLE UNTIL AFTER JANUARY 01, 2017. THE FOLLOWING DATA IS FROM CALENDAR YEAR 2015 (JANUARY 01-DECEMBER 31). A TOTAL OF 130,987 RESPONSES (UP 97 FROM LAST YEAR) WERE REPORTED BY ALL WEST VIRGINIA FIRE DEPARTMENTS. ATTACHED ARE CHARTS AND GRAPHS DEPICTING A LIMITED BREAKDOWN OF THOSE RESPONSES.



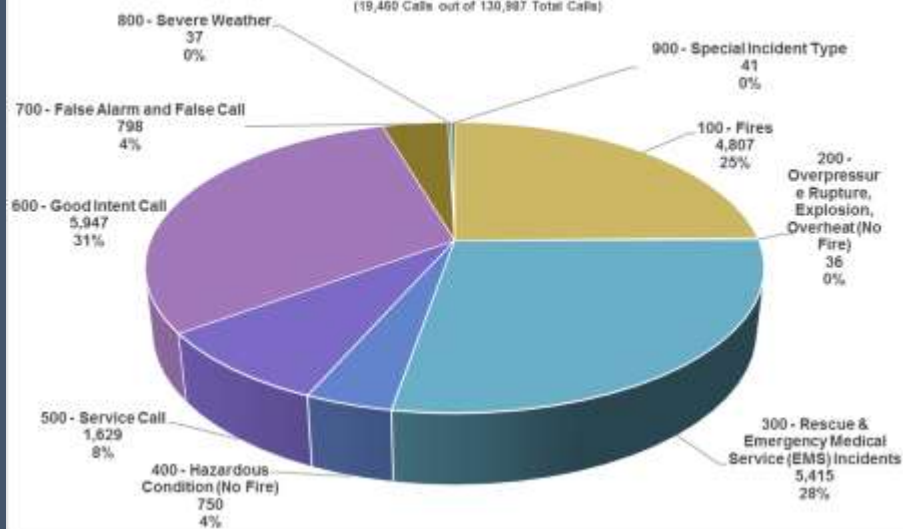
2015 All Call Types Paid Departments

(33,415 Calls out of 130,987 Total Calls)

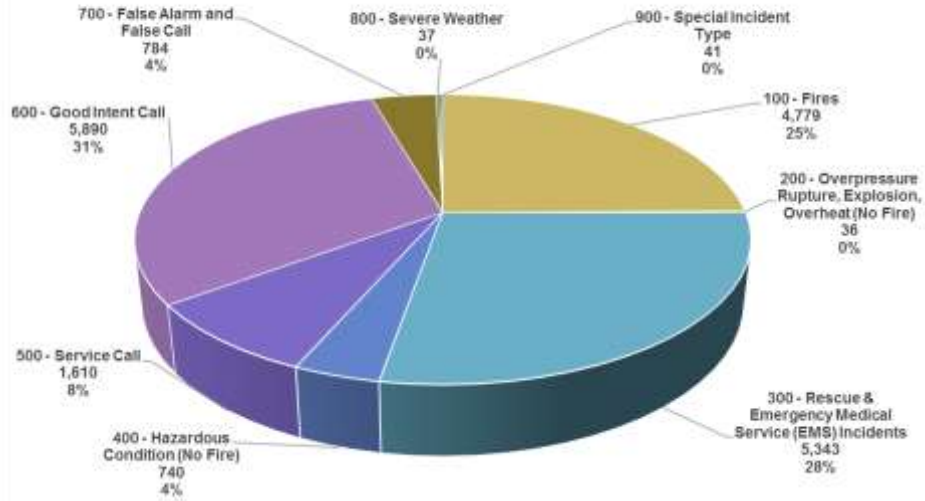


2015 Mutual Aid Given Calls All Departments

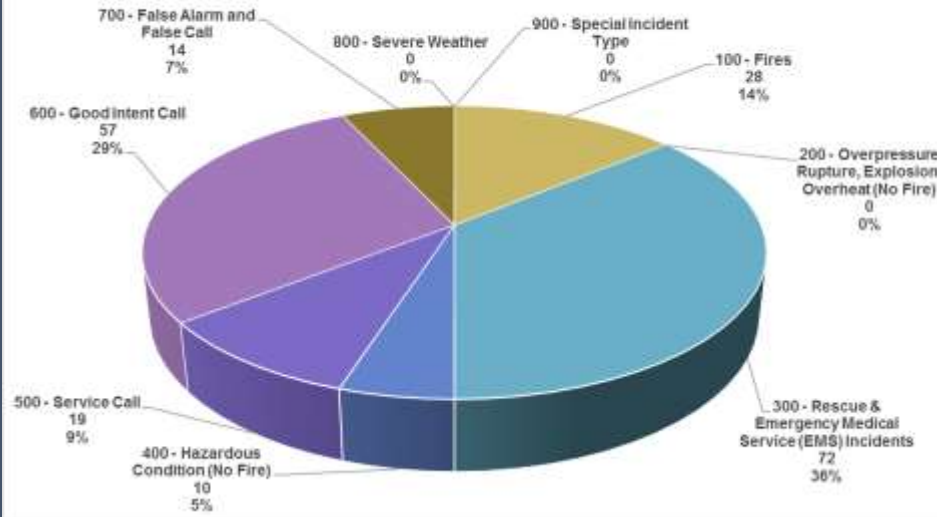
(19,460 Calls out of 130,987 Total Calls)



2015 Mutual Aid Given Calls
Volunteer and Part-Paid Departments
 (19,265 Calls out of 130,987 Total Calls)



2015 Mutual Aid Given Calls
Paid Departments
 (206 Calls out of 130,987 Total Calls)



All Incident Types

All Fire Departments

Report Period: From 01/01/2015 to 12/31/2015

Calls By Incident Type

FRES	Frequency	Percent Of Total Calls	Mutual	Mutual	Mutual	Other Aid Given	Invalid Aid Flag	Exposures	Total Incidents
			Aid None	Aid Given	Aid Received				
Structure Fires (110-118, 120-123)	3,607	3.21 %	1,826	3,400	1,755	16	10	71	7,078
Vehicle Fires (130-138)	1,297	1.15 %	972	368	314	5	6	27	1,692
Other Fires (100, 140-173)	2,563	2.28 %	1,940	994	596	21	6	10	3,567
Total Fires	7,467	6.64 %	4,738	4,762	2,665	42	22	108	12,337
Pressure Ruptures, Explosion, Overheat (200-251)	322	0.29 %	283	36	39	0	0	1	359
RESCUE CALLS									
Emergency Medical Treatment (300-323)	57,988	51.59 %	51,810	4,461	5,501	543	134	1	62,450
All Others (331-381)	1,532	1.36 %	1,193	402	327	9	3	0	1,934
Total Rescue Calls	59,520	52.95 %	53,003	4,863	5,828	552	137	1	64,384
Hazardous Condition Calls (400-482)	8,475	7.54 %	7,603	723	827	28	17	0	9,198
Service Calls (500-571)	10,412	9.26 %	9,813	1,517	473	113	13	0	11,929
Good Intent Calls (600-671)	15,202	13.52 %	13,447	5,902	1,682	45	28	0	21,104
Severe Weather or Natural Disaster Calls (800-815)	697	0.62 %	664	33	29	4	0	0	730
Special Incident Calls (900-911)	387	0.34 %	342	32	31	9	5	0	419
Unknown Incident Type (UUU)	0	0.00 %	0	0	0	0	0	0	0
FALSE CALLS									
Malicious Calls (710-715, 751)	376	0.33 %	307	46	69	0	0	0	422
Other False Calls (700, 721-746)	9,547	8.49 %	8,319	692	1,159	60	9	0	10,239
Total False Calls	9,923	8.83 %	8,626	738	1,228	60	9	0	10,661
TOTAL CALLS	112,405	100.00 %	98,519	18,606	12,802	853	231	110	131,121

Total Incidents With Exposure Fires 72 Total Fire Dollar Loss \$ 105,975,024.00

Total Exposure Fires 110 Total Dollar Loss \$ 126,290,331.00

Casualty Summary

	Civilian	Fire Service
Fire Related Injuries	91	38
Non-Fire Injuries	140	12
Fire Related Deaths	36	0
Non-Fire Deaths	56	1





CY2015 NFIRS INCIDENTS

Counties	100 Fires	200 Overpressure Rupture, Explosion, Overheat (No Fire)	300 Rescue & Emergency Medical Service (EMS) Incidents	400 Hazardous Condition (No Fire)	500 Service Call	600 Good Intent Call	700 False Alarm and False Call	800 Severe Weather	900 Special Incident Type	Grand Total
Barbour	136	0	227	109	37	126	53	0	0	688
Berkeley	554	9	2,084	290	230	1,340	760	0	11	5,278
Boone	204	6	636	145	121	383	57	13	6	1,571
Braxton	102	0	496	18	57	173	17	13	1	877
Brooke	189	1	1,400	97	223	288	88	10	4	2,300
Cabell	613	13	2,464	539	505	1,020	1,235	16	24	6,429
Calhoun	34	0	56	32	9	15	5	0	1	152
Clay	61	1	518	50	5	14	3	10	1	663
Doddridge	76	2	386	46	87	58	14	4	0	673
Fayette	362	4	510	290	209	182	116	39	2	1,714
Gilmer	27	1	61	16	21	2	8	28	8	172
Grant	75	0	240	16	49	50	1	0	0	431
Greenbrier	261	3	936	236	239	470	271	5	9	2,430
Hampshire	278	1	529	89	98	247	35	1	2	1,280
Hancock	233	6	1,679	195	120	503	199	1	2	2,938
Hardy	50	0	470	56	39	51	9	0	0	675
Harrison	361	2	6,026	322	781	1,094	328	37	5	8,956
Jackson	160	4	965	70	25	184	25	3	2	1,438
Jefferson	394	6	3,267	149	91	572	197	6	3	4,685
Kanawha	1,497	44	7,740	779	1,673	2,396	1,850	41	72	16,092
Lewis	148	6	449	127	40	355	65	4	4	1,198
Lincoln	149	2	217	67	28	82	16	2	6	569
Logan	256	1	589	298	766	268	94	75	6	2,353
Marion	405	8	3,284	394	632	875	294	37	28	5,957
Marshall	208	7	903	217	181	586	160	2	3	2,267
Mason	109	2	254	94	36	82	26	13	3	619
McDowell	309	3	909	94	127	112	38	14	9	1,615
Mercer	403	4	863	308	240	400	407	9	22	2,656
Mingo	183	1	597	56	201	62	93	49	29	1,271
Mineral	350	0	2,067	123	254	854	158	16	3	3,825
Monongalia	579	13	2,248	530	553	3,132	1,015	27	9	8,106
Monroe	47	0	226	8	7	17	5	0	1	311
Morgan	176	0	399	49	81	428	23	1	2	1,159
Nicholas	240	4	389	222	79	178	67	37	11	1,227
Ohio	180	95	5,945	444	1,021	942	946	3	13	9,589
Pendleton	63	0	149	6	29	54	5	0	0	306
Pleasants	41	1	250	41	21	32	11	0	0	397
Pocahontas	79	0	689	98	35	110	73	1	3	1,088
Preston	202	5	795	118	111	151	54	16	8	1,460
Putnam	313	5	1,762	219	379	589	240	13	27	3,547
Raleigh	489	7	1,996	469	599	484	494	37	14	4,589
Randolph	190	2	655	97	152	244	83	3	16	1,442
Ritchie	120	2	324	112	60	163	18	23	0	822
Roane	98	1	281	92	55	67	15	44	1	654
Summers	82	1	246	75	34	72	28	10	1	549

CY2015 NFIRS INCIDENTS

Counties	100 Fires	200 Overpressure Rupture, Explosion, Overheat (No Fire)	300 Rescue & Emergency Medical Service (EMS) Incidents	400 Hazardous Condition (No Fire)	500 Service Call	600 Good Intent Call	700 False Alarm and False Call	800 Severe Weather	900 Special Incident Type	Grand Total
Taylor	81	4	297	34	140	94	67	5	1	723
Tucker	26	0	202	146	50	45	21	5	1	496
Tyler	70	0	527	182	74	73	14	1	0	941
Upshur	140	19	664	162	129	298	47	4	6	1,469
Wayne	215	8	719	84	47	86	92	6	5	1,262
Webster	70	0	140	19	28	46	3	4	0	310
Wetzel	100	5	542	142	163	88	47	10	2	1,099
Wirt	32	0	61	19	9	11	8	0	0	140
Wood	374	49	3,369	445	899	739	551	26	12	6,464
Wyoming	132	1	653	52	38	103	61	6	19	1,065
Total	12,326	359	64,350	9,187	11,917	21,090	10,610	730	418	130,987



PUBLIC EDUCATION

OBJECTIVE

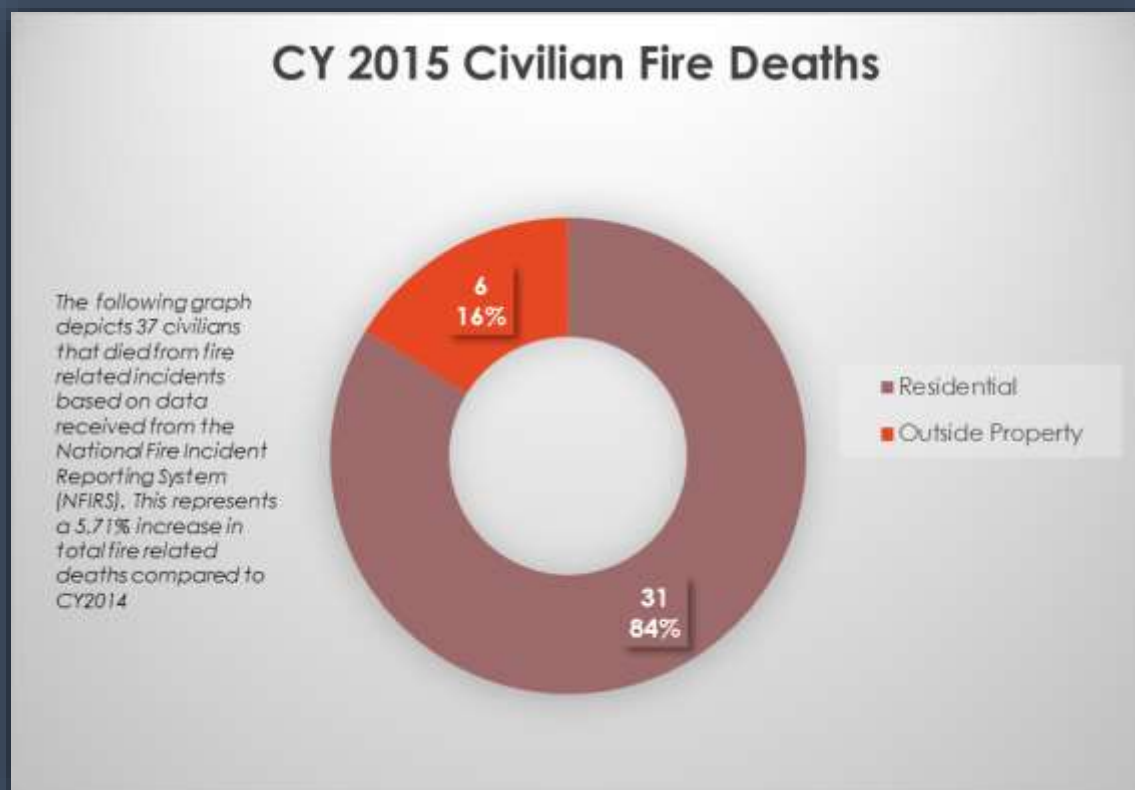
THE PUBLIC EDUCATION DIVISION PROMOTES PROGRAMS THAT AIM TO REDUCE LOSS OF LIFE AND PROPERTY THROUGH EDUCATION, INCLUDING BUT NOT LIMITED TO, THE FOLLOWING:

- FIRE AND INJURY PREVENTION FOR ALL GROUPS, INCLUDING HIGH-RISK (SENIORS, PEOPLE WITH DISABILITIES, YOUNG CHILDREN)
- TRAIN-THE-TRAINER INSTRUCTION IN PUBLIC FIRE/LIFE SAFETY EDUCATION FOR FIREFIGHTERS AND OTHER EMERGENCY RESPONDERS
- FIREWORKS LAW AND SAFETY FOR GENERAL AUDIENCES
- SMOKE ALARM EDUCATION AND DISTRIBUTION PROGRAMS
- FIRE SAFETY AND EMERGENCY PLANNING FOR PUBLIC FACILITIES
- PUBLIC SPEAKING FOR CIVIC, GOVERNMENTAL AND ADVOCACY ORGANIZATIONS
- PARTICIPATION IN HEALTH AND PUBLIC SAFETY FAIRS/SEMINARS, AND CAREER DAYS
- MEMBERSHIP AND ACTIVE PARTICIPATION IN HEALTH/SAFETY ORGANIZATIONS
- PRESS CONFERENCES, TV, RADIO INTERVIEWS, MEDIA PROMOTION OF FIRE SAFETY AND RELATED TOPICS
- COORDINATING LOAN AND DISTRIBUTION OF EDUCATIONAL MATERIALS TO FIRE DEPARTMENTS, SAFETY GROUPS, SCHOOLS, BUSINESSES AND THE GENERAL PUBLIC

Ms. ROSEMOND WAS HIRED IN DECEMBER 2015 TO UNDERTAKE THE PUBLIC EDUCATION DIVISION AFTER A VACANCY IN THE DIVISION. RESPONSIBILITIES IN THIS DIVISION INCLUDE, BUT ARE NOT LIMITED TO, THE DEVELOPMENT AND IMPLEMENTATION OF PUBLIC FIRE AND LIFE SAFETY PROGRAMS AND ACTIVITIES STATEWIDE, PLAN AND PARTICIPATE IN WRITING, EDITING AND PRODUCING OR ASSISTING IN THE PRODUCTION OF A VARIETY OF EDUCATIONAL INFORMATIONAL AND PROMOTIONAL MULTI-MEDIA MATERIALS. OVERSEES THE TESTING CERTIFICATION PROGRAM FOR THE SALES OF REDUCED IGNITION PROPENSITY CIGARETTES IN WEST VIRGINIA FOR TOBACCO MANUFACTURERS.

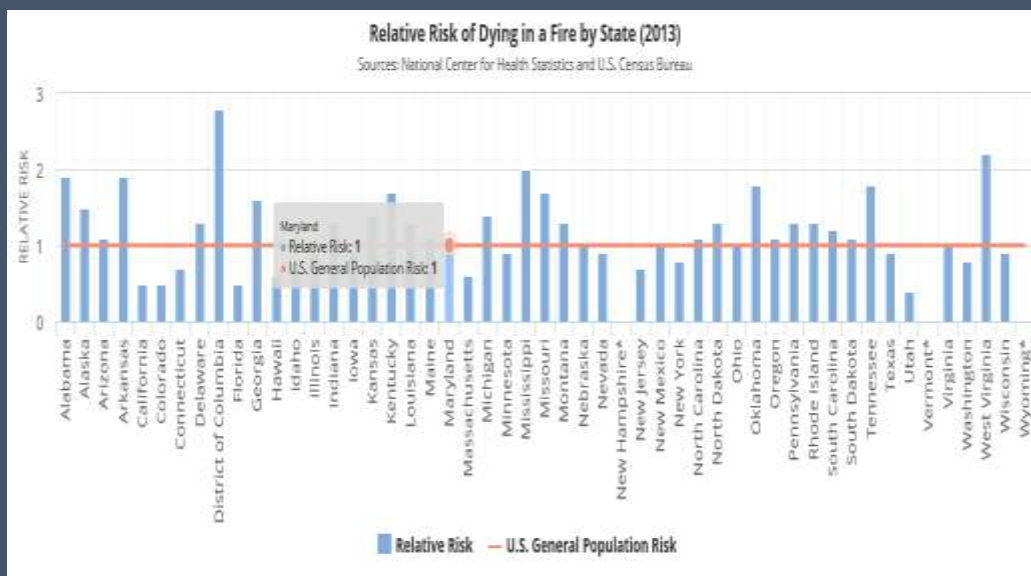
FIRE IN WEST VIRGINIA

THE FIRE PROBLEM VARIES ACROSS THE COUNTRY. THIS CAN BE A RESULT OF REGIONAL FACTORS, SUCH AS CLIMATE, POVERTY, EDUCATION AND DEMOGRAPHICS. ONE OF THE MOST USEFUL WAYS TO COMPARE FIRE FATALITIES ACROSS GROUPS OF PEOPLE IS TO LOOK AT THEIR RELATIVE RISK OF DYING IN A FIRE.





THE U.S. FIRE ADMINISTRATION'S (USFA) RECENT REPORT ON "RELATIVE RISK OF DYING IN A FIRE BY STATE" SHOWS WEST VIRGINIA HAS A RELATIVE RISK OF (2.2). RELATIVE RISK COMPARES THE PER CAPITA RATE OF A PARTICULAR GROUP TO THE OVERALL PER CAPITA RATE. OVERALL, PEOPLE LIVING IN 25 STATES AND THE DISTRICT OF COLUMBIA HAD A HIGHER RISK OF DYING IN A FIRE IN 2013 THAN THE U.S. GENERAL POPULATION. (2.0). COLUMBIA, WITH A RELATIVE RISK OF 2.8, LEAD THE GROUP FOLLOWED BY WEST VIRGINIA (2.2) AND MISSISSIPPI (2.0).



SPECIAL PROJECTS FY 2016

THE PUBLIC EDUCATION SECTION ESTABLISHED A STATEWIDE PUBLIC EDUCATION NETWORK TO CREATE A POINT OF CONTACT FOR FIRE DEPARTMENTS TO SHARE SAFETY INFORMATION AND RESOURCES. WE HAVE 85 PARTNERS IN THIS NETWORK AND CONTINUE TO GROW.

A BI-MONTHLY SAFETY SPOTLIGHT NEWSLETTER HAS BEEN IN CIRCULATION SINCE APRIL OF 2016. IT PROVIDES IMPORTANT INFORMATION TO FIRE DEPARTMENTS AND EMERGENCY PERSONNEL STATEWIDE. IN ITS MONTHLY PUBLICATION READERS CAN FIND LINKS TO NATIONAL FIRE ORGANIZATIONS THAT PROVIDE RESOURCES, TRAINING PRESENTATIONS AND OTHER SAFETY INFORMATION THAT COULD HELP THEM WITH THEIR OWN DEPARTMENTS AND AGENCIES. ALSO INCLUDED IS RECOGNITION OF THOSE IN THE FIRE SERVICE THAT GO ABOVE AND BEYOND AND ARE RECOGNIZED BY THE FIRE COMMISSION.

FIRE AND LIFE SAFETY POSTER CONTEST HAS BEEN GIVEN TO ALL 55 COUNTY BOARD OF EDUCATION'S TO BE DISSEMINATED INTO GRADE K-5TH CLASSROOMS. STUDENTS ACROSS THE STATE WILL DESIGN FIRE RELATED SAFETY MESSAGES AND BE JUDGED.



SMOKE ALARM GRANT RECEIVED THROUGH VISION 20/20 NATIONAL STRATEGIES FOR FIRE LOSS AND PREVENTION. 1,000 SMOKE ALARMS WILL BE INSTALLED AND TRACKED THROUGH PUBLIC EDUCATION. 200 SMOKE ALARMS HAVE BEEN INSTALLED IN HOMES STATEWIDE.



DEVELOPING A FIVE YEAR TREND OF WEST VIRGINIA FIRE DEATHS USING GEOGRAPHIC INFORMATION. THIS IS BEING DONE THROUGH THE U.S. FIRE ADMINISTRATION'S NATIONAL FIRE INCIDENT REPORTING SYSTEM (NFIRS). THIS PROJECT WILL BE PRESENTED FOR THE FIRE COMMISSION IN OCT OF 2016.

MISCELLANEOUS PROJECTS

- THE PUBLIC EDUCATION DIVISION HAS IMPACTED 10 COUNTIES DIRECTLY, SOME FALLING THE MAJORITY OF WHICH ARE HIGH RISK POPULATION FOR FIRE DEATHS AND INJURIES
- STATE REPRESENTATIVE FOR NATIONAL FIRE PROTECTION ASSOCIATION (NFPA)
- STATE REPRESENTATIVE FOR VISION 20/20 FIRE STRATEGIES FOR FIRE LOSS PREVENTION

- ADMINISTRATOR OF ALL SOCIAL MEDIA INTERACTIONS
- TV, RADIO AND NEWSPAPER INTERVIEWS (TAPED AND LIVE)
- PRESS RELEASES TO TELEVISION AND RADIO STATIONS, NEWSPAPERS, FIRE DEPARTMENTS AND STATE AGENCIES
- COORDINATED SFMO PARTICIPATION AT SAFETY/HEALTH FAIRS/EXPOS
- ASSISTED IN PROVIDING FIRE AND LIFE SAFETY CLASS AT WOOD COUNTY FIRE SCHOOL
- PARTICIPATED IN WV OFFICE OF EMS CHILDREN'S ADVISORY BOARD TASK FORCE
- ASSISTED IN COORDINATING SEMINARS FOR CIVILIAN FIRE WARDENS, FIRE SERVICE AND CODE ENFORCEMENT
- PARTICIPATED IN CHILD FATALITY REVIEW BOARD MEETINGS.
- TESTING CERTIFICATIONS ISSUED TO TOBACCO MANUFACTURERS UNDER THE FIRE SAFE CIGARETTE CERTIFICATION PROGRAM



TRAININGS

HAZARDOUS MATERIAL RESPONSE – AWARENESS LEVEL

NATIONAL FIRE ACADEMY – CHANGING AMERICAN FAMILY AT RISK – 6 DAY COURSE

VISION 20/20 IS NATIONAL MODEL PERFORMANCE IN FIRE PREVENTION SYMPOSIUM

AMERICAN PYROTECHNICIAN ASSOCIATION – CONSUMER FIREWORKS

WEST VIRGINIA PUBLIC SAFETY EXPO – COMMUNITY RISK REDUCTION

WEST VIRGINIA PUBLIC SAFETY EXPO- NATIONAL FIRE PROTECTION ASSOCIATION'S "REMEMBERING WHEN"



FIRE SAFETY INSPECTION & PLANS REVIEW DIVISION ANNUAL REPORT FY 2016

STAFF

DEPUTY STATE FIRE MARSHAL:

CLARENCE J. LEAKE

ASSISTANT STATE FIRE MARSHAL III:

RUDY RAYNES

JOHN OLIVER

ASSISTANT STATE FIRE MARSHAL II:

BOBBY LIGHT

TIMOTHY S. PROVAZNIK

DOUG GREGORY

BRYAN CASTO

JEFF ARMENTROUT

ASSISTANT STATE FIRE MARSHAL I:

TIMOTHY W. MOUSE

TERRY RINEHART

NEVIN KILMER

MARK STEWART

MIKE TRABERT

ASSISTANT STATE FIRE MARSHAL IN TRAINING:

SHAWN PETRY

HEATHER BOSTIC

JOHN HOLBEN

BOBBY PALMER

GREGORY HYPES

VACANT

VACANT

VACANT

- ENFORCEMENT OF FOREST FIRE BURNING LAWS
- REGULATION OF ABOVEGROUND FLAMMABLE LIQUID STORAGE TANKS
- CONDUCT FIRE SAFETY TRAINING EDUCATIONAL SEMINARS AND PUBLIC FIRE EDUCATION
- PROVIDE ASSISTANCE TO THE FIRE/ARSON & EXPLOSIVES DIVISION AND OTHER LAW ENFORCEMENT AGENCIES
- ASSIST FEDERAL GOVERNMENT IN THE IMPLEMENTATION OF THE FEDERAL HOTEL/MOTEL FIRE SAFETY ACT
- RESPONSE TO DISASTERS
- ADMINISTERS LICENSING TESTS
- ADMINISTERS THE CERTIFIED FIRE INSPECTOR PROGRAM FOR NFPA
- ASSIST WITH CONDUCTING FIRE DEPARTMENT EVALUATIONS/FOLLOW-UPS
- CONDUCT FIRE INVESTIGATIONS IN BUILDINGS THAT ARE NORMALLY INSPECTED BY THIS OFFICE



FIRE SAFETY INSPECTIONS

THIS FISCAL YEAR, SIX THOUSAND EIGHT HUNDRED AND NINETY-SEVEN (6,897) FIRE SAFETY INSPECTIONS, CONSULTATIONS, AND COMPLAINTS WERE CONDUCTED BY THE DIVISION. THIS IS AN INCREASE FROM THE PREVIOUS YEAR AND IS DUE TO THE EXTRA EFFORT AND HARD WORK OF THE DIVISIONAL PERSONNEL. INSPECTIONS CONTINUE TO BE PRIORITIZED AND LIMITED TO CERTAIN OCCUPANCIES. INCLUDED IN THIS YEAR'S REPORT ARE THE NUMBER OF COMPLAINT AND SYSTEM INSPECTIONS IN INDIVIDUAL CHARTS BY OCCUPANCY. ALSO INCLUDED IS A CHART FOR THE PAST FIVE YEARS OF INSPECTIONS BY OCCUPANCY. NOTE THAT EDUCATIONAL OCCUPANCIES CONTINUE TO DOMINATE THE LARGEST NUMBER OF INSPECTIONS.

IN ADDITION TO FIRE SAFETY INSPECTIONS, A SIGNIFICANT NUMBER OF MAN-HOURS WERE EXPENDED CONDUCTING FIRE SAFETY TRAINING AND EDUCATIONAL PROGRAMS, ADMINISTERING LICENSING TESTS, ASSISTING THE FIRE INVESTIGATION DIVISION AND DEPARTMENT TRAINING. ADDITIONAL EDUCATIONAL PROGRAMS INCLUDE: IN-SERVICE TRAINING TO COUNTY SCHOOL MAINTENANCE AND EDUCATIONAL STAFFS, PRESENTATIONS TO THE WEST VIRGINIA LANDLORDS ASSOCIATION, DEPARTMENT OF HEALTH AND HUMAN SERVICES SOCIAL WORKERS AND SANITARIANS, WEST VIRGINIA ADVOCATE EMPLOYEES DAY CARE AND RESIDENTIAL BOARD & CARE PROVIDERS, BUILDING CODE OFFICIALS AND THE WEST VIRGINIA HOSPITAL ENGINEERS ASSOCIATION.



PROFESSIONAL DEVELOPMENT OF OUR DIVISIONAL STAFF CONTINUES TO BE A HIGH PRIORITY. OUR FOCUS ON TECHNOLOGY WILL CONTINUE TO SIMPLIFY OUR BUSINESS PROCESSES, MAKING OUR SERVICES MORE ACCESSIBLE TO OUR CUSTOMERS. OUR DIVISIONAL PERSONNEL ARE CONSTANTLY STRIVING TO IMPROVE THEIR SKILLS AND KNOWLEDGE BY ATTENDING ADVANCED EDUCATIONAL PROGRAMS. THIS FISCAL YEAR A TOTAL OF THREE THOUSAND EIGHT HUNDRED SEVENTY-SEVEN (3,877) HOURS WERE SPENT ON TRAINING. TWO HUNDRED FIFTY-ONE OF THOSE HOURS WAS SPENT ON FIREWORKS TRAINING IN PREPARATION FOR THE IMPLEMENTATION OF THE NEW FIREWORKS LAW THAT WAS PASSED BY THE LEGISLATURE.

TWO OF OUR MOST SIGNIFICANT PROJECTS STARTED DURING THIS PAST FISCAL YEAR WERE THE PROCTOR AND GAMBLE COMPLEX LOCATED IN THE EASTERN PANHANDLE, SHOWN HERE, AND WEST VIRGINIA UNIVERSITY HOSPITAL SOUTH EAST TOWER ADDITION IN MORGANTOWN.

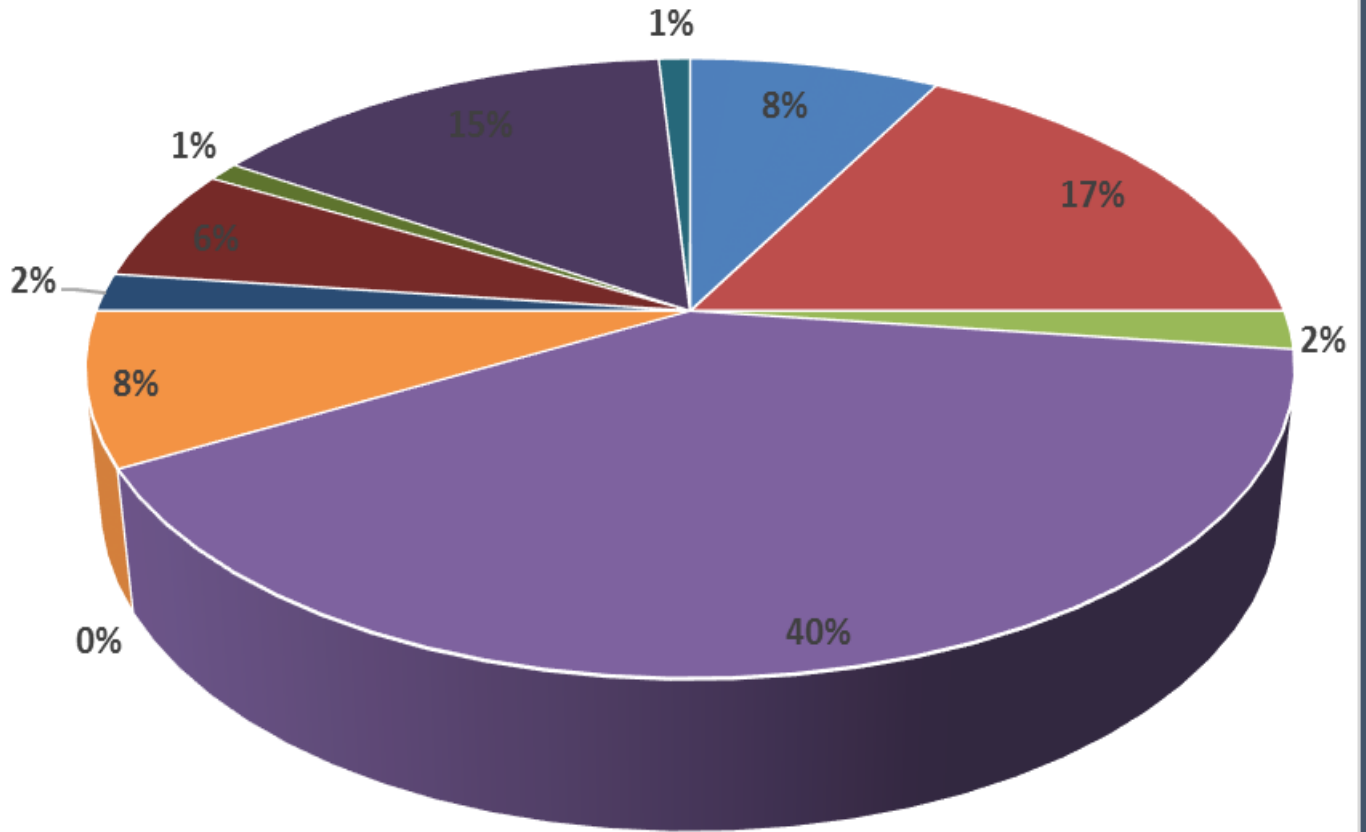


NUMEROUS CITATIONS WERE ISSUED THIS PAST FISCAL YEAR FOR VARIOUS FIRE CODE VIOLATIONS, RANGING FROM LOCKED EXITS, ILLEGAL STORAGE OF FIREWORKS TO IMPROPER LICENSING AND ILLEGAL/IMPROPER EXPLOSIVES/BLASTING. THE MAJORITY OF CITATIONS WERE WRITTEN TO INMATES HOUSED IN THE VARIOUS REGIONAL JAILS FOR TAMPERING WITH SPRINKLER HEADS.

Fire Safety Inspections by Occupancy

	INITIALS	CONSTRUCTION	SYSTEMS	ANNUALS	FOLLOW-UPS	FINALS	FINAL W/CO	COMPLAINTS	CONSULT	DIVISION TOTALS
ASSEMBLY	32	231	45	55	32	16	29	28	58	526
Class A	2	47	6	21	1	0	3	0	9	89
Class B	1	47	11	11	4	3	3	5	8	93
Class C	29	137	28	23	27	13	23	23	41	344
BUSINESS	88	403	55	447	50	24	59	8	59	1193
DETENTION	15	2	4	109	5	0	1	1	9	146
EDUCATIONAL	112	227	36	2134	88	18	27	4	120	2766
Day Cares	82	17	2	445	63	8	9	0	14	640
Schools	30	190	31	1594	25	9	18	4	89	1990
Colleges & Universities	0	20	3	95	0	1	0	0	17	136
HAZARDOUS MATERIAL	0	0	0	0	0	0	0	0	0	0
HEALTH CARE	10	147	19	274	24	28	14	3	35	554
Hospitals	1	95	13	129	8	21	11	2	24	304
Nursing Homes	8	41	4	138	16	3	2	1	9	222
Ambulatory Care	1	11	2	7	0	4	1	0	2	28
INDUSTRIAL	2	42	11	12	9	11	10	4	15	116
MERCANTILE	22	252	30	7	18	24	48	10	17	428
Class A	0	34	7	3	4	2	4	1	3	58
Class B	2	120	14	1	4	8	14	3	8	174
Class C	20	98	9	3	10	14	30	6	6	196
MISCELLANEOUS	2	10	4	6	0	7	2	2	1	34
RESIDENTIAL	21	359	55	338	42	26	97	49	45	1032
Hotel/Motel	0	81	12	16	12	4	6	13	11	155
Apartments	3	187	27	10	3	17	79	17	22	365
Dormitory	1	20	5	76	7	1	2	12	3	127
Rooming/Lodging	6	42	9	67	7	1	8	0	4	144
Dwellings	3	1	2	9	3	1	0	5	2	26
Board & Care	8	28	0	160	10	2	2	2	3	215
STORAGE	10	54	3	11	3	4	10	1	6	102
TOTALS	314	1727	262	3393	271	158	297	110	365	6897

LIFE SAFETY INSPECTIONS BY OCCUPANCY - FY 2015 - 2016



- ASSEMBLY
- EDUCATIONAL
- INDUSTRIAL
- RESIDENTIAL
- BUSINESS
- HAZARDOUS MATERIALS
- MERCANTILE
- STORAGE
- DETENTION
- HEALTH CARE
- MISCELLANEOUS

COMPLAINT INSPECTIONS

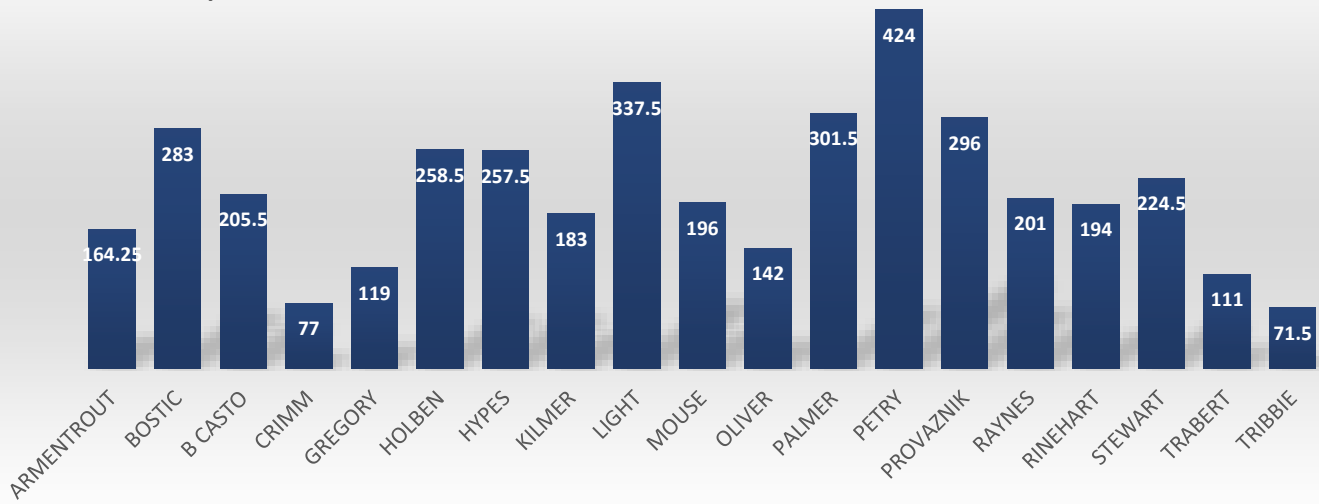
		TYPE OF COMPLAINT			
		<i>BLASTING</i>	<i>ELECTRICAL</i>	<i>FIRE CODE</i>	<i>LICENSING</i>
OCCUPANCY	ASSEMBLY	0	1	27	0
	BUSINESS	0	0	8	0
	DETENTION	0	1	0	0
	EDUCATIONAL	0	0	4	0
	HAZ. MATERIALS	0	0	0	0
	HEALTH CARE	0	0	3	0
	INDUSTRIAL	0	1	2	1
	MERCANTILE	0	3	5	2
	MISCELLANEOUS	1	1	0	0
	RESIDENTIAL	1	8	40	0
	STORAGE	0	1	0	0
<i>TOTAL BY TYPE</i>		2	16	89	3

SYSTEM INSPECTIONS

		TYPE OF SYSTEM							
		<i>FIRE ALARM</i>	<i>AES</i>	<i>FIRE PUMP</i>	<i>FM200</i>	<i>GENERATOR</i>	<i>HVAC</i>	<i>SMOKE MANAGE.</i>	<i>SPRINKLER</i>
OCCUPANCY	ASSEMBLY	16	24	0	1	0	0	0	4
	BUSINESS	31	3	0	2	2	1	2	14
	DETENTION	1	3	0	0	0	0	0	0
	EDUCATIONAL	25	4	0	0	1	2	0	4
	HAZ. MATERIALS	0	0	0	0	0	0	0	0
	HEALTH CARE	14	1	0	0	2	0	0	2
	INDUSTRIAL	5	2	0	0	0	0	0	4
	MERCANTILE	14	12	0	0	0	1	0	3
	MISCELLANEOUS	2	2	0	0	0	0	0	0
	RESIDENTIAL	30	8	0	0	2	0	0	15
	STORAGE	1	2	0	0	0	0	0	0
<i>TOTAL BY TYPE</i>		139	61	0	3	7	4	2	46

Training and Program Development

Hours per Assistant Fire Marshal



PLANS REVIEW SECTION

THE PLANS REVIEW SECTION DEDICATES A SIGNIFICANT AMOUNT OF TIME AND RESEARCH TO TELEPHONE CALLS AND WALK-IN CONSULTATIONS REGARDING CODE INTERPRETATIONS. THESE DIRECT CONTACTS ASSIST DESIGNERS AND OWNERS WITH PROPER CODE REQUIREMENTS DURING THE EARLY DEVELOPMENT OF THE PROJECT UNDER CONSIDERATION. THESE CONTACTS ARE NOT A FORMAL REVIEW OF PLANS; HOWEVER, THIS PROCEDURE HAS PROVEN TO ELIMINATE COSTLY AND TIME-CONSUMING CHANGES DURING THE DESIGN AND CONSTRUCTION PHASE OF THE PROJECT. IN ADDITION THIS DIVISION ASSISTS THE PUBLIC AND BUSINESS OWNERS IN ANSWERING GENERAL FIRE CODE QUESTIONS THRU TELEPHONE CALLS AND VARIOUS TYPES OF OTHER CORRESPONDENCE.

THIS SECTION ACCOMPLISHES A FORMAL REVIEW OF THE PLANS WHEN CONSTRUCTION DOCUMENTS ARE SUBMITTED. THIS IS AN IN-DEPTH REVIEW OF ALL ARCHITECTURAL AND MECHANICAL PLANS FOR CODE COMPLIANCE. SPECIALIZED SYSTEMS SUCH AS FIRE ALARMS, AUTOMATIC SPRINKLER SYSTEMS, HOOD SUPPRESSION AND SMOKE MANAGEMENT SYSTEMS ARE REVIEWED AT THE TIME OF SUBMITTAL OF THE CONSTRUCTION DOCUMENTS.



THIS FISCAL YEAR ONE THOUSAND FIVE HUNDRED AND THREE (1,503) PLANS WERE REVIEWED. OF THESE PLANS ONE HUNDRED TWENTY-EIGHT (128) WERE PROJECTS THAT EXCEEDED ONE MILLION DOLLARS. IN THE PAST FIVE YEARS WE HAVE REVIEWED AND PROVIDED CONSTRUCTION INSPECTIONS FOR OCCUPANCY FOR OVER SEVEN BILLION DOLLARS OF CONSTRUCTION. IN AN EFFORT TO BECOME MORE EFFICIENT DURING THE REVIEW, CONSTRUCTION AND FINAL INSPECTION FOR OCCUPANCY STAGES, ON LARGE PROJECTS BOTH THE REVIEWER AND AREA FIRE MARSHAL WILL CONDUCT BOTH THE REVIEW PROCESS AND INSPECTION STAGES UNTIL THE BUILDING IS OCCUPIED.



PLANS REVIEWED BY OCCUPANCY FY12-FY16

OCCUPANCY	FY 2012	FY 2013	FY 2014	FY 2015	FY 2016
EDUCATIONAL	231	188	210	126	151
ASSEMBLY	325	315	302	287	240
HEALTH CARE	113	127	143	107	140
DETENTION	11	4	11	6	4
RESIDENTIAL	151	136	170	258	252
MERCANTILE	206	262	272	278	250
BUSINESS	355	356	423	255	306
INDUSTRIAL	47	71	34	78	57
STORAGE	72	63	63	68	70
DAY CARE	29	25	28	21	15
RB&C	19	29	18	10	18
TOTALS	1,559	1,576	1,674	1,494	1,503

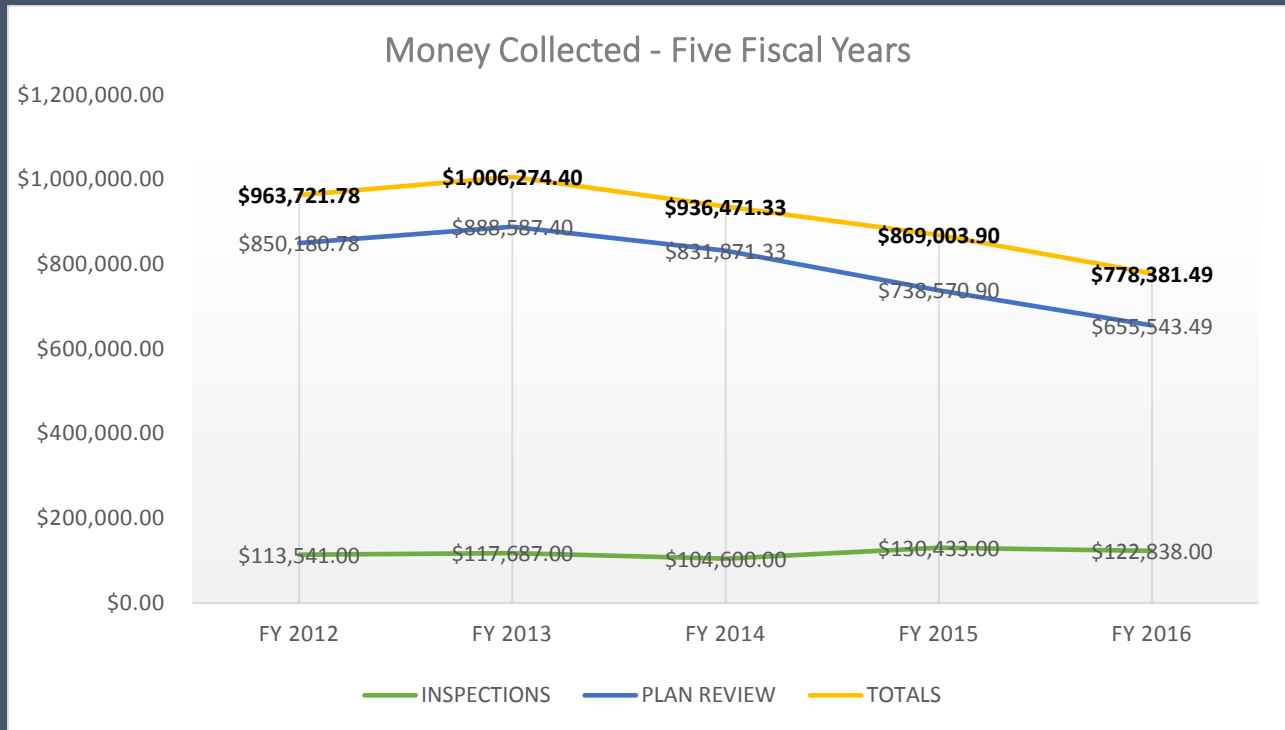
PLANS REVIEWED BY TYPE FY 2012 – FY 2016

TYPE OF PLAN	FY 2012	FY 2013	FY 2014	FY 2015	FY 2016
ARCHITECTURAL	568	607	648	608	648
SPRINKLER SYSTEM	298	238	284	258	283
HOOD SUPP. SYSTEM	206	169	192	173	120
FIRE ALARM SYSTEM	395	479	472	392	410
FM 200 SYSTEM	22	0	2	9	4
AGST	30	43	33	29	21
CARPET	52	43	42	25	17
UNCLASSIFIED	1	0	1	0	0
TOTALS	1,572	1,579	1,674	1,494	1,503



INSPECTION AND PLAN REVIEW MONEY COLLECTED

MONEY COLLECTED - FIVE FISCAL YEARS					
DEPARTMENT	FY 2012	FY 2013	FY 2014	FY 2015	FY 2016
INSPECTIONS	\$113,541.00	\$117,687.00	\$104,600.00	\$130,433.00	\$122,838.00
PLAN REVIEW	\$850,180.78	\$888,587.40	\$831,871.33	\$738,570.90	\$655,543.49
TOTALS	\$963,721.78	\$1,006,274.40	\$936,471.33	\$869,003.90	\$778,381.49



FIRE INVESTIGATION DIVISION

ANNUAL REPORT FY 2016

STAFF

DEPUTY STATE FIRE MARSHAL:	JASON D. BALTIC
ASSISTANT STATE FIRE MARSHAL III:	
VACANT	VACANT
ASSISTANT STATE FIRE MARSHAL II:	
ROBERT S. RODES, II	SHAWN L. ALDERMAN
RONALD AYERSMAN	GEORGE A. HARMS
ASSISTANT STATE FIRE MARSHAL I:	
TIM CHASTAIN	RICK SOVASTION
ASSISTANT STATE FIRE MARSHAL IN TRAINING:	
RYAN P. MCFARLAND	LARRY HAMRICK
SECRETARY I:	VALERIE J. CARPENTER

INTRODUCTION

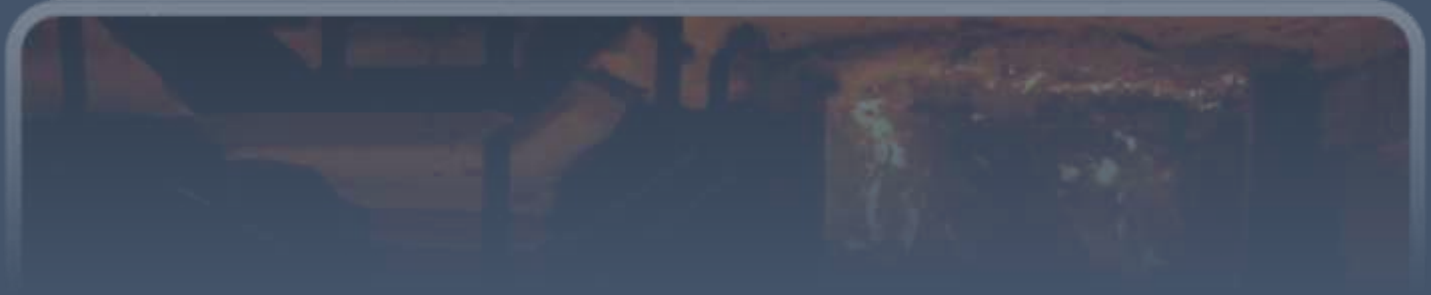
THE INVESTIGATION DIVISION CURRENT AUTHORIZED STAFFING LEVEL IS ONE (1) FIELD DEPUTY STATE FIRE MARSHAL, EIGHT (11) ASSISTANT STATE FIRE MARSHALS, AND ONE (1) SECRETARY, WHEN FULLY STAFFED.

EACH FIRE MARSHAL HAS A DESIGNATED GEOGRAPHICAL TERRITORY RANGING IN SIZE FROM FOUR (4) TO EIGHT (8) COUNTIES. THE FIRE MARSHAL'S PRIMARY DUTIES ENCOMPASS ALL ASPECTS OF FIRE/ARSON IDENTIFICATION AND ENFORCEMENT INCLUDING DETERMINING FIRE AND ORIGIN AND CAUSE, FIRE DEATH INVESTIGATIONS, EXECUTING STATE OR FEDERAL SEARCH/ARREST WARRANTS AND SUBSEQUENTLY PROVIDING EXPERT TESTIMONY IN CRIMINAL AND CIVIL TRIALS. IN ADDITION, EACH FIRE MARSHAL IS RESPONSIBLE FOR EXPLOSIVES RELATED INVESTIGATION/ENFORCEMENT IN THEIR RESPECTIVE AREAS. MANY NON-ARSON RELATED VIOLATIONS ARE IDENTIFIED DURING THE COURSE OF AN ARSON INVESTIGATION, AND ARE GENERALLY REFERRED TO OTHER FEDERAL, STATE OR LOCAL LAW ENFORCEMENT AGENCIES FOR INVESTIGATION/PROSECUTION.

THERE WERE 684 INCIDENTS CALLED INTO THE ARSON HOTLINE REQUESTING AN INVESTIGATION IN THE FISCAL YEAR 2016. OUT OF THAT NUMBER, THE INVESTIGATORS RESPONDED TO 628 INCIDENT SCENES AND CONDUCTED INVESTIGATIONS.

THERE WERE 43 FATALITIES CAUSED BY FIRE WITHIN THE STATE DURING THE YEAR THAT WERE A RESULT OF 39 FIRES. FOUR (4) FIRES RESULTED IN MULTIPLE FATALITIES. OUT OF THOSE; 31 WERE CLASSIFIED AS UNDETERMINED, 5 AS ACCIDENTAL, AND 2 AS INCENDIARY. THE STATE REMAINS AT A HIGH NUMBER OF FIRE FATALITIES PER CAPITA IN THE NATION.





Investigations Division Annual Report
Fire Fatalities - Between July 1, 2015 and June 30, 2016

Date	County	Gender	Age	Cause
3 July 15	Lewis	M	67	Undetermined
5 July 15	Raleigh	F	56	Incendiary
12 Aug 15	Randolph	F	49	Undetermined
17 Aug 15	Fayette	F	81	Undetermined
25 Aug 15	Pocahontas	M	45	Incendiary
29 Aug 15	Boone	M	40	Undetermined
	Boone	F	62	Undetermined
23 Sep 15	Wood	M	66	Undetermined
24 Sep 15	Greenbrier	M	86	Undetermined
25 Sep 15	Cabell	M	43	Undetermined
17 Oct 15	Wayne	F	71	Undetermined
18 Oct 15	Berkeley	F	68	Accidental
24 Nov 15	Greenbrier	F	NA	Undetermined
25 Nov 15	Cabell	M	NA	Undetermined
4 Dec 15	Wayne	M	50	Undetermined
26 Dec 15	Wayne	F	75	Undetermined
1 Jan 16	Monongalia	F	67	Undetermined
5 Jan 16	Berkeley	M	57	Accidental
8 Jan 16	Mingo	F	80	Undetermined
9 Jan 16	Cabell	Unknown	Unknown	Undetermined
		Unknown	Unknown	
		Unknown	Unknown	
12 Feb 16	Wetzel	F	74	Undetermined
13 Feb 16	Fayette	M	29	Undetermined
		F	68	
13 Feb 16	Wood	M	42	Undetermined
14 Feb 16	Raleigh	M	45	Undetermined
17 Feb 16	Ritchie	F	97	Accidental
23 Feb 16	Raleigh	M	38	Undetermined
23 Feb 16	Putnam	F	63	Undetermined
25 Feb 16	Wood	M	1	Undetermined
26 Feb 16	Raleigh	F	71	Undetermined
17 Mar 16	Mineral	M	86	Accidental
		F	86	
24 Mar 16	Mason	M	67	Undetermined

7 Apr 16	Kanawha	M	74	Accidental
10 Apr 16	Raleigh	M	52	Undetermined
12 Apr 16	Preston	M	66	Undetermined
22 Apr 16	Harrison	M	70	Undetermined
10 May 16	Lincoln	M	68	Undetermined
21 May 16	Wood	M	38	Undetermined
6 Jun 16	Kanawha	M	61	Undetermined
23 Jun 16	Greenbrier	F	NA	Undetermined

Total Deaths: 43

Total Fires: 38

Cause Determination:

Undetermined: 31

Accidental: 5

Incendiary: 2



750 Total Fire Investigation Cases Worked 7/01/2015 to 6/30/2016



meta-chart.com

Property Type	Damage/Loss	Injured	Fatalities	Fires
Agriculture	\$20,000	0	0	2
Assembly	\$821,250	0	0	9
Education	\$780,000	0	0	7
Energy	\$0.00	0	0	1
Field/Woods	\$61,100	3	0	13
Manufacturing	\$50,000	0	0	1
Mercantile	\$206,000	0	0	8
Mining	\$1,875,000	0	0	3
Multi-Use Property	\$2,000,000	3	0	1
Office/Business	\$986,225	2	1	12
Open Area	\$30	0	0	4
Other Structures	\$42,200	0	0	4
Outside/Special Properties	\$3,250	1	0	4
Religious	\$230,000	0	0	4
Residential	\$18,071,000	28	38	444
Storage	\$1,613,950	1	0	55
Utility	\$0	0	0	1
Vehicles	\$727,650	3	4	55
	\$27,487,655	41	43	628

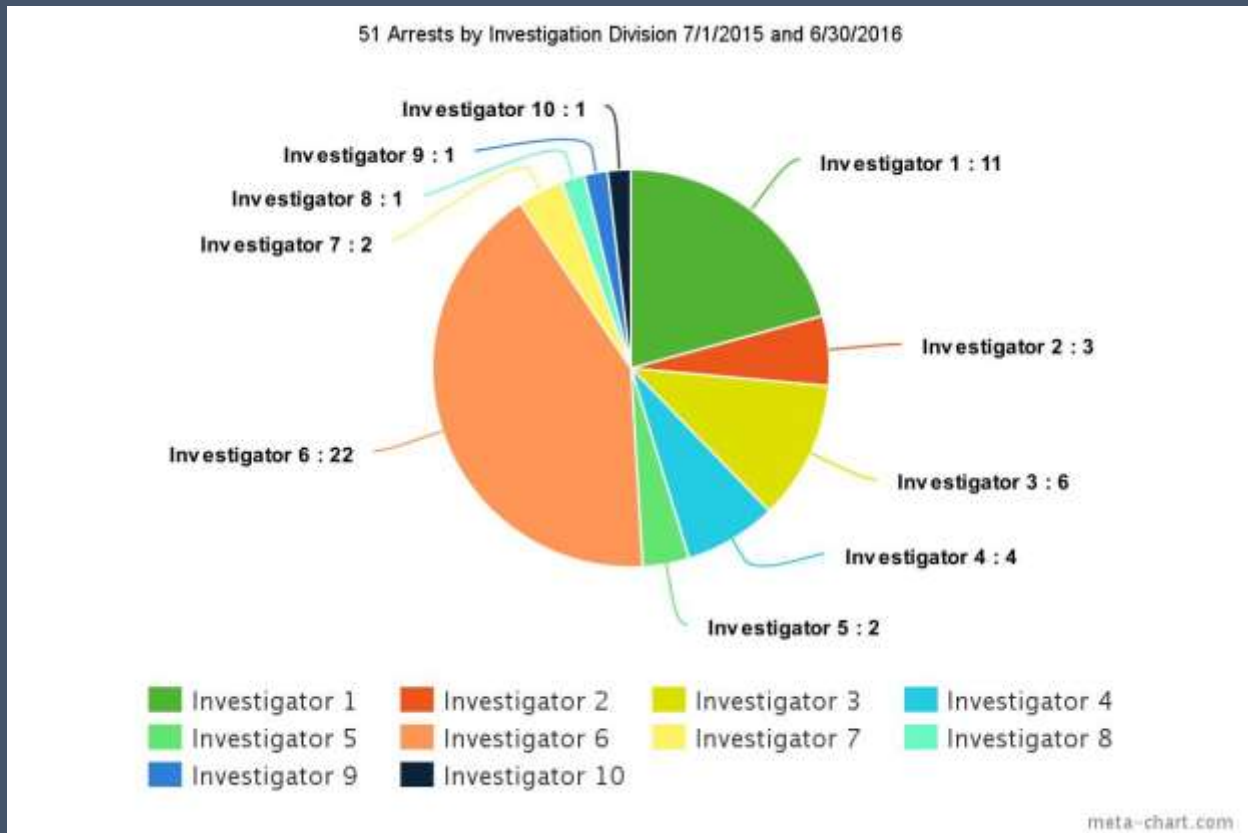
Investigations Division Report: Totals by Property Type

Investigation Division – Annual Report : Totals By County

County	Damage/Loss	Injured	Fatalities	Fires
Barbour	\$25,000	0	0	18
Berkeley	\$2,437,900	7	2	46
Boone	\$387,950	6	2	15
Braxton	\$10,500	0	0	4
Brooke	\$200,000	1	0	2
Cabell	\$351,650	1	5	22
Calhoun	\$27,000	0	0	4
Clay	\$449,750	0	0	11
Fayette	\$2,070,000	4	3	12
Gilmer	\$15,000	0	0	4
Grant	\$250,000	0	0	2
Greenbrier	\$1,454,000	0	3	7
Hampshire	\$14,000	0	0	4
Hancock	\$548,000	0	0	5
Hardy	\$50,000	0	0	2
Harrison	\$615,000	0	1	22
Jackson	\$16,000	0	0	3
Jefferson	\$2,616,530	6	0	16
Kanawha	\$2,576,300	1	2	66
Lewis	\$234,000	1	1	7
Lincoln	\$512,500	0	1	14
Logan	\$2,093,350	1	0	42
Marion	\$505,000	1	0	14
Marshall	\$200,000	2	0	4
Mason	\$355,000	1	1	6
McDowell	\$990,500	0	0	35
Mercer	\$955,500	0	0	35
Mineral	\$455,300	0	2	7
Mingo	\$1,679,600	0	1	31
Monongalia	\$7,500	1	1	11
Monroe	\$33,500	0	0	2
Morgan	\$670,100	2	0	9
Nicholas	\$67,000	0	0	12
Ohio	\$45,000	0	0	4
Pocahontas	\$170,000	0	2	3
Preston	\$517,000	1	1	18
Putnam	\$129,500	1	1	5
Raleigh	\$526,025	0	4	26
Randolph	\$230,000	0	1	9
Ritchie	\$4,200	0	1	3
Roane	\$15,000	0	0	4
Summers	\$5,000	0	0	4
Taylor	\$60,500	0	0	4
Tucker	\$1,600,000	0	0	2
Upshur	\$150,000	0	0	5
Wayne	\$610,500	2	3	18
Webster	\$0	0	0	2
Wetzel	\$3,500	2	1	3
Wirt	\$22,000	0	0	2
Wood	\$310,000	0	4	6
Wyoming	\$71,000	0	0	12
Totals	\$27,487,655	41	43	628



INVESTIGATIONS DIVISION ARRESTS



DURING THE TIME PERIOD BETWEEN JULY 1, 2015 AND JUNE 30, 2016, THE INVESTIGATION DIVISION INVESTIGATED 686 NEW INCIDENTS CALLED IN, REQUESTING AN INVESTIGATION. OF THE 686 INCIDENTS, 143 WERE RULED INCENDIARY, 68 WERE RULED ACCIDENTAL AND 473 WERE RULED UNDETERMINED IN CAUSE. THE INVESTIGATION DIVISION ARRESTED 51 INDIVIDUALS FOR ARSON RELATED CRIMES DURING THAT SAME TIME PERIOD. THE ARREST RATE FOR THE DIVISION FOR LAST YEAR WAS 36%, WHICH WAS WELL ABOVE THE NATIONAL AVERAGE OF 15% TO 19% (NFPA STATISTIC). INVESTIGATORS ALSO WORKED ON INCIDENTS FROM PREVIOUS YEARS, TOTALING 752 CASES WORKED THROUGHOUT THE YEAR. IT SHOULD BE NOTED THAT, THROUGHOUT THE YEAR, THE DIVISION WORKED THIS CASELOAD WHILE NOT FULLY STAFFED.

FIRE IS EVERYONE'S FIGHT

