

WEST VIRGINIA STATE FIRE COMMISSION ANNUAL REPORT FY 2017

KENNETH E. TYREE, JR.
STATE FIRE MARSHAL



WWW.FIREMARSHAL.WV.GOV



1 207 QUARRIER STREET

2ND FLOOR

CHARLESTON, WV 25301

PHONE (304) 558 – 2191

FAX (304) 558 – 2537

TABLE OF CONTENTS

INTRODUCTION


FROM THE STATE FIRE COMMISSION CHAIRMAN	3
FROM THE WV STATE FIRE MARSHAL	4

STATE FIRE COMMISSION

MISSION AND OPERATIONS	5
OFFICERS AND MEMBERS	6

STATE FIRE MARSHAL'S OFFICE

PERSONNEL LISTING BY DIVISION	12
ADMINISTRATIVE DIVISION	15
FIRE SERVICES DIVISION	17
REGULATORY AND LICENSING SECTION	18
FIRE DEPARTMENT SERVICES SECTION	29
PUBLIC EDUCATION SECTION	36
FIRE SAFETY INSPECTION & PLANS REVIEW DIVISION	50
FIRE INVESTIGATION DIVISION	64



FROM THE STATE FIRE COMMISSION CHAIRMAN



WV STATE FIRE COMMISSION

Grant Gunnoe- Chairman
Doug Mongold- Vice Chairman
Ted Shriver- Secretary

1207 Quarrier St, 2nd Floor
Charleston, WV 25301
www.firemarshal.wv.gov

Phone: (304) 558-2191
Fax: (304) 558-2537

October 1, 2017

The Honorable Jim Justice
Governor of West Virginia
State Capitol Building
Charleston, WV 25305

Dear Governor Justice,

On behalf of the members of the West Virginia State Fire Commission and in accordance with the West Virginia Code, I am pleased to submit to you the Annual Report of the WV State Fire Commission for FY 2017.

The support you have shown for the entire Fire Service of West Virginia, the State Fire Commission and the Office of the Fire Marshal is greatly appreciated.

Please do not hesitate to contact the Fire Commission if you have any inquires in the future.

Sincerely,

A handwritten signature in blue ink, appearing to read "Grant Gunnoe", is written over a light blue horizontal line.

Grant Gunnoe
Chairman



FROM THE WV STATE FIRE MARSHAL



Department of Military Affairs and Public Safety

Governor Jim Justice

Cabinet Secretary Jeff S. Sandy, CFE, CAMS

State Fire Marshal Kenneth E. Tyree, Jr.

Phone: (304) 558-2191

Fax: (304) 558-2537

OFFICE OF THE STATE FIRE MARSHAL

1207 Quarrier St, 2nd Floor

Charleston, WV 25301

www.firemarshal.wv.gov

October 1, 2017

The Honorable Jim Justice
Governor of West Virginia
State Capitol Building
Charleston, WV 25305

Dear Governor Justice,

In compliance with the West Virginia Code, Chapter 5, Article 1, Section 20, the Annual Report for Fiscal Year 2017 of the West Virginia State Fire Marshal's office is hereby submitted for your review.

This report is a representative, but by no means complete, look at the myriad services provided to the citizens of West Virginia by the dedicated personnel of the West Virginia State Fire Marshal's Office.

Since 1909 the State Fire Marshal's Office has consistently increased its level of public service to the State of West Virginia through code inspections and enforcement, licensing and regulatory services, public fire education, fire investigations and many other duties.

This report in part reflects the efforts of West Virginia's fire departments and fire service organizations that represent full time career, volunteer and part-paid combination departments. It should not be forgotten that on a daily basis, these brave men and women are ready to give their lives protecting their communities from fire and other emergency incidents.

Respectfully submitted,

A handwritten signature in blue ink, appearing to read "K. Tyree, Jr.", written over a white background.

Kenneth E. Tyree, Jr.
West Virginia State Fire Marshal



STATE FIRE COMMISSION

MISSION STATEMENT

TO PROVIDE, THROUGH LEADERSHIP, THE BEST POSSIBLE FIRE PREVENTION AND LIFE SAFETY FOR OUR CITIZENS BY LEGISLATION, EDUCATION, TRAINING, STANDARDS, AND RESOURCE ALLOCATION.

COMMISSION REPRESENTATION

3 MEMBERS FULL-TIME PAID FIREFIGHTERS
1 MEMBER FULL-TIME PAID FIRE CHIEF
3 MEMBERS VOLUNTEER FIREFIGHTERS
2 MEMBERS VOLUNTEER FIRE CHIEFS
2 MEMBERS BUSINESS & INDUSTRY
1 MEMBER FIRE INSURANCE INDUSTRY
1 MEMBER REGISTERED ARCHITECTS

STANDING COMMITTEES

FIRE DEPARTMENT SERVICES COMMITTEE

SUBCOMMITTEE: RECRUITMENT AND RETENTION COMMITTEE

LEGISLATIVE, CODES, AND REGULATORY COMMITTEE

TRAINING COMMITTEE

DISCIPLINARY COMMITTEE

OPERATIONS COMMITTEE

FIRE COMMISSION OFFICERS

CHAIRMAN: GRANT GUNNOE
REPRESENTS: PAID FIREFIGHTERS
TERM EXPIRES: JUNE 30, 2019

VICE-CHAIRMAN: DOUG MONGOLD
REPRESENTS: VOLUNTEER FIREFIGHTERS
TERM EXPIRES: JUNE 30, 2018

SECRETARY: TED SHRIVER
REPRESENTS: ARCHITECTS
TERM EXPIRES: JUNE 30, 2022

FIRE COMMISSION MEMBERS

DAVE CAMP

DAVE REPRESENTS THE FIRE INSURANCE INDUSTRY IN WEST VIRGINIA AND WAS APPOINTED ON THE FIRE COMMISSION BY GOVERNOR EARL RAY TOMBLIN IN 2014. HE IS AN INSURANCE AGENT WITH BILL BAILEY INSURANCE AGENCY / VFIS OF WV. MR. CAMP HAS MORE THAN A DECADE OF EXPERIENCE IN THE FIRE SERVICE SPECIALIZING IN SAFETY, EDUCATION, TRAINING, RISK ANALYSIS AND LOSS CONTROL PRACTICES. HE HOLDS THE CERTIFIED PROFESSIONAL INSURANCE AGENT (CPIA) DESIGNATION AND A BACHELOR OF SCIENCE DEGREE IN MARKETING AND MANAGEMENT FROM DAVIS & ELKINS COLLEGE.





CARL EASTHAM

CARL WAS APPOINTED TO THE STATE FIRE COMMISSION BY GOVERNOR TOMBLIN IN 2015. CARL REPRESENTS THE PAID FIRE CHIEFS ON THE COMMISSION. CARL IS A RETIRED FIRE CHIEF FROM THE CITY OF HUNTINGTON, WEST VIRGINIA.



DOUG ESTEP

DOUG WAS APPOINTED TO THE STATE FIRE COMMISSION BY GOVERNOR TOMBLIN IN 2015. DOUG WAS SWORN IN AS FIRE CHIEF OF THE MORRISVALE VOLUNTEER FIRE DEPARTMENT IN AUGUST OF 1982. CHIEF ESTEP HAS SERVED AS CHIEF OF THE DEPARTMENT WHILE ALSO MAINTAINING A CAREER AS A HEAVY EQUIPMENT MECHANIC AT HOBET MINING. HE RETIRED FROM MINING IN 2013 WITH 38 YEARS OF SERVICE. CHIEF ESTEP IS A CERTIFIED FIRE OFFICER ALONG WITH BEING A CERTIFIED FIRE INSTRUCTOR 2 FOR WVU FIRE SERVICE EXTENSION. HE SPECIALIZES IN TEACHING RURAL FIREFIGHTING TACTICS.



EDWARD J. GEORGE

EDWARD WAS APPOINTED TO THE STATE FIRE COMMISSION BY GOVERNOR JIM JUSTICE IN JUNE OF 2017. HE WAS APPOINTED TO REPRESENT BUSINESS AND INDUSTRY. EDWARD IS A PARTNER IN THE LAW FIRM OF DINSMORE & SHOHL LLP. WHERE HIS PRACTICE IS EXTENSIVE AND INVOLVES MATTERS AFFECTING MANUFACTURING, WASTE TRANSPORTATION AND DISPOSAL, AND THE PYROTECHNICS INDUSTRY. EDWARD'S CAREER ALSO INCLUDES PAST SERVICE AS A METRO-PHILADELPHIA FIREFIGHTER.



GRANT GUNNOE

GRANT REPRESENTS THE PAID FIREFIGHTERS IN WEST VIRGINIA AND WAS APPOINTED ON THE FIRE COMMISSION BY GOVERNOR EARL RAY TOMBLIN IN 2010. AFTER GRADUATION FROM HIGH SCHOOL GRANT WORKED IN THE COMMUNICATIONS CENTER FOR THE CHARLESTON POLICE DEPARTMENT AND THEN AS A PARAMEDIC FOR THE CHARLESTON EMERGENCY AMBULANCE SERVICE UNTIL BEGINNING A 28 YEAR CAREER WITH THE CHARLESTON FIRE DEPARTMENT. IN 2002 HE WAS PROMOTED TO CHIEF OF THE DEPARTMENT. GRANT RETIRED IN MAY OF 2006 TO ASSUME THE POSITION OF DIRECTOR OF EMERGENCY MANAGEMENT AND HOMELAND SECURITY FOR THE CITY OF CHARLESTON.



PHIL HART

PHIL WAS APPOINTED BY GOVERNOR TOMBLIN IN 2016 TO THE FIRE COMMISSION TO REPLACE THE LATE GARY BONNETT. PHIL REPRESENTS THE VOLUNTEER FIRE CHIEF'S. PHIL HAS BEEN A MEMBER OF THE BELINGTON VOLUNTEER FIRE DEPARTMENT SINCE 1978 AND HAS BEEN THE FIRE CHIEF SINCE 2010. PHIL HAS BEEN EMPLOYED WITH THE CITY OF BRIDGEPORT FIRE DEPARTMENT SINCE 1989 AS A FIREFIGHTER/PARAMEDIC HE HAS HELD MANY OFFICES THROUGHOUT HIS CAREER. JUNE OF 2016 HE WAS APPOINTED FIRE CHIEF OF THE COMBINATION DEPARTMENT. PHIL IS MARRIED HAS 3 CHILDREN AND 4 GRANDCHILDREN AND IS VERY ACTIVE IN HIS COMMUNITY.



MARTIN HESS

MARTIN WAS APPOINTED TO THE STATE FIRE COMMISSION BY GOVERNOR JIM JUSTICE IN FEBRUARY 2017. HE CURRENTLY SERVES AS FIRE CHIEF OF THE GILMER COUNTY VOLUNTEER FIRE DEPARTMENT, A POSITION HE HAS HELD FOR FIVE YEARS. CHIEF HESS REPRESENTS THE WV STATE FIRE CHIEF'S ASSOCIATION. HE IS INVOLVED IN SEVERAL COMMUNITY ACTIVITIES INCLUDING SERVING AS DEACON AT LEADING CREEK BAPTIST CHURCH, CHAIRMAN OF THE GILMER COUNTY LEPC, COORDINATOR OF GILMER COUNTY CERT, A WV FUSION LIAISON OFFICER, VICE CHAIRMAN OF WV WARN, A HUNTER EDUCATION INSTRUCTOR, A TIMS INSTRUCTOR AND AN EVOC INSTRUCTOR.



THOMAS KEEFER

TOM WAS APPOINTED TO THE STATE FIRE COMMISSION BY GOVERNOR MANCHIN IN 2009. HE REPRESENTS THE BUSINESS AND INDUSTRY INTERESTS FOR THE COMMISSION. TOM BEGAN HIS CAREER AT THE DUPONT, BELLE, WV FACILITY IN THE PROJECT ENGINEERING GROUP IN MAY 1974. TOM WAS A DUPONT / CHEMOURS HAZMAT RESPONDER SINCE 1976 WITH EXTENSIVE EXPERIENCE IN PROCESS SAFETY, SAFETY, SECURITY, HAZARDOUS MATERIAL DISTRIBUTION, EMERGENCY RESPONSE, AND INCIDENT COMMAND.



DOUG MONGOLD

DOUG WAS APPOINTED TO THE STATE FIRE COMMISSION BY GOVERNOR MANCHIN IN 2010. CHIEF MONGOLD REPRESENTS THE VOLUNTEER FIREFIGHTERS. HE CURRENTLY SERVES AS FIRE CHIEF OF THE MOOREFIELD VOLUNTEER FIRE COMPANY A POSITION HE HAS HELD FOR 17 YEARS. CHIEF MONGOLD IS PAST PRESIDENT OF THE WV STATE FIREMEN'S ASSOCIATION AND IS CURRENTLY SERVING ON THE EXECUTIVE COMMITTEE. CHIEF MONGOLD IS ALSO A MEMBER OF THE MOOREFIELD TOWN COUNCIL. PAST CHAIRMAN OF THE HARDY COUNTY 911 ADVISORY BOARD AND IS CURRENTLY VICE-CHAIR OF THE LOCAL LECF BOARD.



JIM OLDAKER

JIM WAS REAPPOINTED TO THE STATE FIRE COMMISSION BY GOVERNOR TOMBLIN IN 2015. JIM IS A 37 YEAR MEMBER OF THE INTERNATIONAL BROTHERHOOD OF ELECTRICAL WORKERS, LOCAL 466, CHARLESTON, WV, AFL/CIO. HE IS CURRENTLY EMPLOYED BY THE SUMMIT ELECTRIC GROUP AS A FOREMAN. JIM IS A 40 YEAR MEMBER OF THE ALUM CREEK VOLUNTEER FIRE DEPARTMENT AND HAS SERVED 33 YEARS IN THE POSITION OF FIRE CHIEF. JIM IS INVOLVED AND SERVES ON MANY ASSOCIATIONS. JIM REPRESENTS THE VOLUNTEER FIREFIGHTERS.



TED SHRIVER

TED WAS APPOINTED BY GOVERNOR MANCHIN IN 2009 AND REPRESENTS THE ARCHITECTS. WHILE THE POSITION IS STATED AS THE REPRESENTATIVE OF THE ARCHITECTS, HE REPRESENTS ALL OF THE DESIGN PROFESSIONALS AS A WHOLE. AS CHAIRMAN OF THE COMMISSION'S CODE AND REGULATORY COMMITTEE, HE HAS BEEN A PART OF UPDATING THE RULES FOR THE STATE FIRE CODE, THE STATE BUILDING CODE, THE CODE OFFICIALS, AND THE CERTIFICATION OF HOME INSPECTORS. HE EARNED AN ENGINEERING TECHNOLOGY DEGREE FROM FAIRMONT STATE COLLEGE.



CARL SIZEMORE

CARL WAS APPOINTED TO THE STATE FIRE COMMISSION BY GOVERNOR MANCHIN IN 2009. HE REPRESENTS THE PAID FIREFIGHTERS ON THE COMMISSION. CARL RETIRED FROM THE PARKERSBURG FIRE DEPARTMENT IN 2010 AS A CAPTAIN/EXECUTIVE OFFICER. DURING HIS TENURE ON THE FIRE DEPARTMENT, CARL ALSO SERVED AS CHIEF FIRE INSPECTOR/INVESTIGATOR AND ON THE WOOD COUNTY FIRE INVESTIGATION TEAM (FIT) AND THE ARSON TASK FORCE. DURING HIS FIRST TERM ON THE COMMISSION, CARL SERVED AS FIRE DEPARTMENT SERVICES CHAIRMAN. CARL IS CURRENTLY IN HIS SECOND TERM ON THE COMMISSION AND HAS SERVED AS COMMISSION CHAIRMAN. CARL IS ON THE FAMILY CRISIS INTERVENTION BOARD OF DIRECTORS IN WOOD COUNTY. HE IS ALSO A MEMBER OF EMMANUEL BAPTIST CHURCH.



VIRGIL 'P-NUT' WHITE

VIRGIL "P-NUT" WHITE IS A 31 YEAR VETERAN OF THE FIRE SERVICE AND WAS APPOINTED BY GOVERNOR MACHIN TO THE STATE FIRE COMMISSION IN 2009. VIRGIL BEGAN HIS CAREER IN 1986 WITH THE LEWISBURG FIRE DEPARTMENT AND IN 1993 BECAME EMPLOYED BY THE SOUTH CHARLESTON FIRE DEPARTMENT. IN HIS 25 YEARS OF SERVICE, HE HAS ROSE THROUGH THE RANKS UP TO HIS CURRENT RANK OF FIRE CHIEF. VIRGIL HAS ALWAYS HAD A STRONG PASSION FOR THE FIRE SERVICE AND OTHER PUBLIC SAFETY. HE HAS 28 YEARS EXPERIENCE AS A PARAMEDIC AND AS A 911 TELECOMMUNICATOR. HE CURRENTLY HOLDS AN ASSOCIATE AND A BACHELOR'S DEGREE IN FIRE SCIENCE FROM WEST VIRGINIA STATE UNIVERSITY AND A MASTER'S DEGREE IN EMERGENCY MANAGEMENT FROM ANNA MARIA COLLEGE. HE ALSO HAS OVER 21 YEARS OF SERVICE AS A FIRE SERVICE INSTRUCTOR.

STATE FIRE MARSHAL'S PROJECTS AND PROGRAMS



REVIEW AND RECOMMENDATIONS ON VOLUNTEER FIRE SERVICE CONCERNS

THE STATE FIRE MARSHAL COMPLETED A 33-3-33A LEGISLATIVE REPORT TITLED, *REVIEW AND RECOMMENDATIONS ON VOLUNTEER AND PART-VOLUNTEER FIRE SERVICE* WHICH ADDRESSED ISSUES SUCH AS: FUNDING OF FIRE DEPARTMENTS, COST OF WORKER'S COMPENSATION COVERAGE, CAUSES OF AND STRATEGIES FOR RECRUITMENT AND RETENTION, ECONOMIC BENEFITS DERIVED FROM THESE DEPARTMENTS, AND AN ASSESSMENT OF THE CURRENT AND FUTURE SUSTAINABILITY MODEL FOR VOLUNTEER FIRE DEPARTMENTS. THE GOAL IS TO PERFORM FURTHER WORK TO ADDRESS CONCERNS.

WEST VIRGINIA FIRE DEATH REDUCTION AND PUBLIC EDUCATION

THE PUBLIC EDUCATION SECTION CONTINUES TO DEVELOP AND DELIVER PUBLIC SERVICE ANNOUNCEMENTS THAT ARE DELIVERED AROUND THE STATE. WE CONTINUE TO EDUCATE THE PUBLIC ABOUT MANY ASPECTS OF FIRE SAFETY THROUGH VARIOUS PROGRAMS SUCH AS PROVIDING AND SUPPORTING SMOKE ALARM INSTALLATIONS. WE ARE ALSO WORKING ON A STATEWIDE COMMUNITY RISK REDUCTION PROGRAM WHICH IS AN INTEGRATED APPROACH TO BALANCE EMERGENCY RESPONSE CAPABILITIES WITH PROACTIVE MEASURES THAT WORK TOGETHER TO REDUCE RISK AND LOSS IN COMMUNITIES.

TECHNOLOGY AND EFFICIENCY

THE STATE FIRE MARSHAL ALONG WITH STAFF IS STUDYING WAYS TO IMPLEMENT GREATER INFORMATION TECHNOLOGY (IT) ENHANCEMENT WITHIN THE AGENCY FOR IMPROVED EFFICIENCY WHEN IT COMES TO EVERY DIVISION'S SPECIFIC RESPONSIBILITIES FOR STREAMLINING JOB PERFORMANCE, RECORD KEEPING, INVOICING AND THEIR ACCOUNTS RECEIVABLE SYSTEM.

STATE FIRE MARSHAL'S OFFICE

ADMINISTRATION DIVISION

STATE FIRE MARSHAL:	KENNETH E. TYREE
CHIEF DEPUTY STATE FIRE MARSHAL:	ROBERT S. SHARP
ADMINISTRATIVE SERVICE MANAGER:	MELISSA D. HAPNEY
ADMINISTRATIVE SECRETARY:	VACANT
OFFICE ASSISTANT III:	KATHRYN BURNS
OFFICE ASSISTANT II:	ANNIE WASHINGTON

FIRE SERVICES DIVISION

DEPUTY STATE FIRE MARSHAL:	ALLAN D. CASTO
ADMINISTRATIVE SERVICE ASSISTANT I:	CHRIS MAHAN
ASSISTANT FIRE MARSHAL I:	BRADLEY R. SCOTT
SECRETARY I:	KATHRYN WOLFE
PUBLIC INFORMATION SPECIALIST II:	COURTNEY A. ROSEMOND
PUBLIC INFORMATION SPECIALIST I:	TIMOTHY ROCK
PUBLIC INFORMATION SPECIALIST I:	VACANT
OFFICE ASSISTANT III:	ALICE K. MORRISON
OFFICE ASSISTANT II:	SHENANDOAH D. GORE
OFFICE ASSISTANT II:	VACANT
OFFICE ASSISTANT II:	VACANT

FIRE INSPECTION
&
PLANS REVIEW DIVISION

DEPUTY STATE FIRE MARSHAL:	CLARENCE J. LEAKE
ASSISTANT STATE FIRE MARSHAL III:	
RUDY RAYNES	JOHN OLIVER
ASSISTANT STATE FIRE MARSHAL II:	
BRYAN CASTO	TIMOTHY S. PROVAZNIK
DOUG GREGORY	JEFF ARMENTROUT
ASSISTANT STATE FIRE MARSHAL I:	
TIMOTHY W. MOUSE	TERRY RINEHART
NEVIN KILMER	MARK STEWART
SHAWN PETRY	BOBBY PALMER
JOHN HOLBEN	JAMES LEWIS
ASSISTANT STATE FIRE MARSHAL IN TRAINING:	
DEREK SESCO	LONNIE COGAR
VACANT	VACANT
VACANT	VACANT
FIRE SAFETY PLANS EXAMINER SUPERVISOR:	CLYDE A. CUMMINGS
FIRE SAFETY PLANS EXAMINER I:	VACANT
FIRE SAFETY PLANS EXAMINER I:	VACANT
SECRETARY I:	DAWN D. OWENS
OFFICE ASSISTANT II:	MONICA J. INGRAM
OFFICE ASSISTANT II:	SARAH ROBINETTE

FIRE INVESTIGATION DIVISION

DEPUTY STATE FIRE MARSHAL:

JASON D. BALTIC

ASSISTANT STATE FIRE MARSHAL III:

GEORGE A. HARMS

ROBERT S. RODES, II

ASSISTANT STATE FIRE MARSHAL II:

RONALD AYERSMAN

SHAWN L. ALDERMAN

ASSISTANT STATE FIRE MARSHAL I:

TIM CHASTAIN

RICK SOVASTION

LARRY HAMRICK

RYAN P. MCFARLAND

ASSISTANT STATE FIRE MARSHAL IN TRAINING:

PAUL ALLOWAY

JUSTIN ENGLAND

SECRETARY I:

VALERIE J. CARPENTER



ADMINISTRATIVE DIVISION



MELISSA HAPNEY
ADMINISTRATIVE SERVICES MANAGER I



KATHRYN BURNS
OFFICE ASSISTANT III



ANNIE WASHINGTON
OFFICE ASSISTANT II

INTRODUCTION

THE ADMINISTRATION DIVISION IS RESPONSIBLE FOR ALL ACCOUNTING, PROCUREMENT, PERSONNEL, PAYROLL, CASH MANAGEMENT, FRINGE BENEFITS, PERSONNEL RECORDS MANAGEMENT, FOIA REQUESTS, AND FIXED ASSETS.

PROCUREMENT

THE ADMINISTRATIVE PERSONNEL ARE RESPONSIBLE FOR THE PROCUREMENT OF ALL GOODS AND SERVICES INTEGRAL TO THE DAY-TO-DAY OPERATIONS OF THE WEST VIRGINIA STATE FIRE COMMISSION. IN DOING SO, EVERY EFFORT IS EXTENDED TO ENSURE THAT EQUIPMENT, SUPPLIES AND SERVICES OBTAINED ARE OF THE HIGHEST QUALITY AVAILABLE. THESE ITEMS ARE OBTAINED EITHER BY STATEWIDE CONTRACTS, INTERNAL RESOURCES, OR BY MEANS OF COMPETITIVE BIDS SOLICITED FROM REPUTABLE VENDORS WHO ARE REGISTERED TO DO BUSINESS WITH THE STATE OF WEST VIRGINIA.

ACCOUNTING

PERSONNEL ARE ALSO RESPONSIBLE FOR ALL REVENUE AND EXPENDITURE TRANSACTIONS WHICH INCLUDE PAYROLL, TRAVEL, VENDOR PAYMENTS, CASH DEPOSITS AND REFUNDS, FRINGE BENEFITS PLAN MAINTENANCE, AND PREPARATION AND EXPENDITURE MONITORING OF THE ANNUAL OPERATING BUDGET.

PERSONNEL

THROUGHOUT THE YEAR PERSONNEL ACTIVITIES INCLUDED PARTICIPATION IN THE STATEWIDE WVOASIS ENTERPRISE RESOURCE PLANNING (ERP) INITIATIVE. DAILY ACTIVITIES FOR THE OFFICE INCLUDE THE COMPLETION OF ALL PERSONNEL TRANSACTIONS FOR AGENCY NEW HIRES, TRANSFERS, SEPARATIONS, REALLOCATIONS, LEAVE OF ABSENCES, AND PROMOTIONS. ADMINISTRATION IS ALSO RESPONSIBLE FOR JOB POSTINGS, MANAGING THE EMPLOYEES LEAVE, AND OVERSEEING WORKER'S COMPENSATION CLAIMS. THIS DIVISION ALSO STRIVES TO ENSURE THAT THE AGENCY IS FOLLOWING ALL STATE AND FEDERAL EMPLOYMENT REGULATIONS.

FREEDOM OF INFORMATION (FOIA'S)

THE ADMINISTRATIVE PERSONNEL ALSO RECEIVE, TRACKS, AND MONITORS ALL AGENCY REQUESTS OF INFORMATION (FOIA'S). THE ADMINISTRATION DIVISION RECEIVES SEVERAL REQUESTS OF INFORMATION THROUGHOUT THE YEAR FOR ALL DIVISIONS WITHIN THE AGENCY. EXAMPLES OF COMMON INFORMATION REQUESTED INCLUDE INVESTIGATION REPORTS, INSPECTION REPORTS AND INCIDENT REPORTS FROM FIRE DEPARTMENTS. ONCE A REQUEST IS RECEIVED, IT IS DISTRIBUTED TO THE APPROPRIATE INTERNAL AND EXTERNAL EMPLOYEES FOR FURTHER PROCESSING. THE ADMINISTRATIVE PERSONNEL ARE RESPONSIBLE FOR INVOICING AND MAILING RESPONSIVE DOCUMENTS.

TRAINING

PERSONNEL MUST STAY UP-TO-DATE ON ALL AGENCY, STATE, AND FEDERAL POLICIES. IN ORDER TO DO SO PERSONNEL ATTEND MANY HOURS OF TRAINING EACH YEAR, INCLUDING THE STATE TREASURER'S CONFERENCE, THE STATE PURCHASING CONFERENCE, PCARD TRAINING, WORKER'S COMPENSATION CONFERENCE, AND DIVISION OF PERSONNEL TRAINING. ALSO, ADMINISTRATION CONDUCTS TRAINING FOR EMPLOYEES ON SUCH THINGS AS PAYROLL, LEAVE, AND PURCHASING PROCEDURES AND ASSISTS THEM AS NEEDED ON ADMINISTRATIVE MATTERS.

FIRE SERVICES DIVISION

ANNUAL REPORT FY 2017

THE FIRE SERVICES DIVISION CONSISTS OF THREE DIFFERENT SECTIONS, LICENSING AND REGULATORY, PUBLIC EDUCATION AND FIRE DEPARTMENT SERVICES. ALL THREE PLAY AN IMPORTANT ROLE IN THE OPERATION OF THE FIRE MARSHAL'S OFFICE.

STAFF

DEPUTY STATE FIRE MARSHAL:	ALLAN D. CASTO
ADMINISTRATIVE SERVICE ASSISTANT I:	CHRIS MAHAN
ASSISTANT FIRE MARSHAL I:	BRADLEY R. SCOTT
SECRETARY I:	KATHRYN WOLFE
PUBLIC INFORMATION SPECIALIST II:	COURTNEY A. ROSEMOND
PUBLIC INFORMATION SPECIALIST I:	TIM ROCK
PUBLIC INFORMATION SPECIALIST I:	VACANT
OFFICE ASSISTANT III:	ALICE K. MORRISON
OFFICE ASSISTANT II:	SHENANDOAH D. GORE
OFFICE ASSISTANT II:	VACANT
OFFICE ASSISTANT II:	VACANT



REGULATORY AND LICENSING

OBJECTIVE

THE REGULATORY AND LICENSING DIVISION AIMS TO PROVIDE A BETTER AND SAFER STANDARD OF LIVING FOR THE CITIZENS OF WEST VIRGINIA BY ENSURING ONLY QUALIFIED APPLICANTS OBTAIN LICENSURE, BY VALIDATING AND REFERRING CUSTOMER COMPLAINTS, BY CHECKING FOR COMPLIANCE WITH ALL APPLICABLE CODES AND REGULATIONS AND BY PROVIDING CITIZENS WITH INFORMATION ON STATE LAWS AND REGULATIONS.

INTRODUCTION

THE REGULATORY AND LICENSING DIVISION ENFORCES AND INTERPRETS LAWS, RULES AND REGULATIONS AND ISSUES LICENSES RELATING TO THE ELECTRICAL INDUSTRY, THE EXPLOSIVE INDUSTRY, THE FIREWORKS INDUSTRY, BUILDING CODE OFFICIALS, ELECTRICAL INSPECTORS, HOME INSPECTORS, AND FIRE PROTECTION WORKERS.

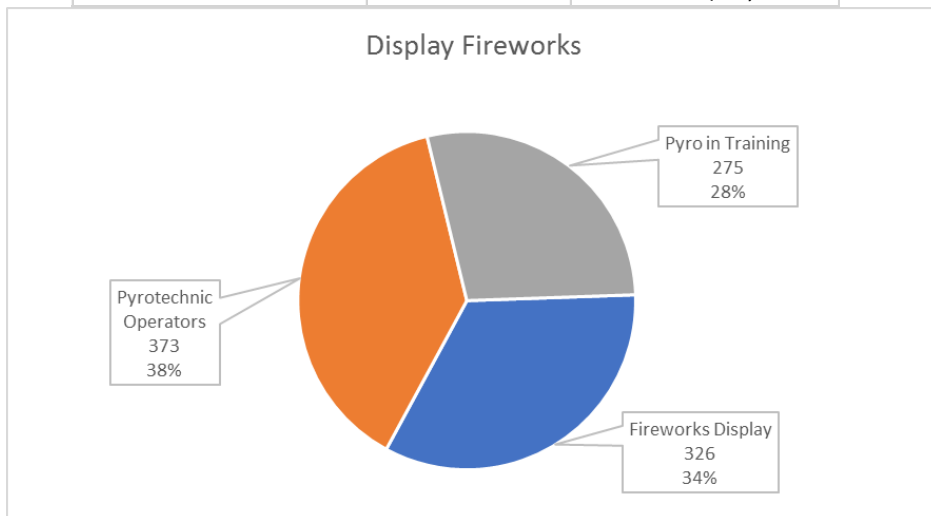
AS CHARGED IN STATE CODE, THE LICENSING AND REGULATORY DIVISION WRITES AND UPDATES IN-HOUSE TESTING FOR 8 DIFFERENT CLASSIFICATIONS OF ELECTRICIAN EXAMS AS WELL AS INDOOR AND OUTDOOR PYROTECHNICIAN EXAMS.



2017 LICENSES, PERMITS, CERTIFICATIONS AND FEES

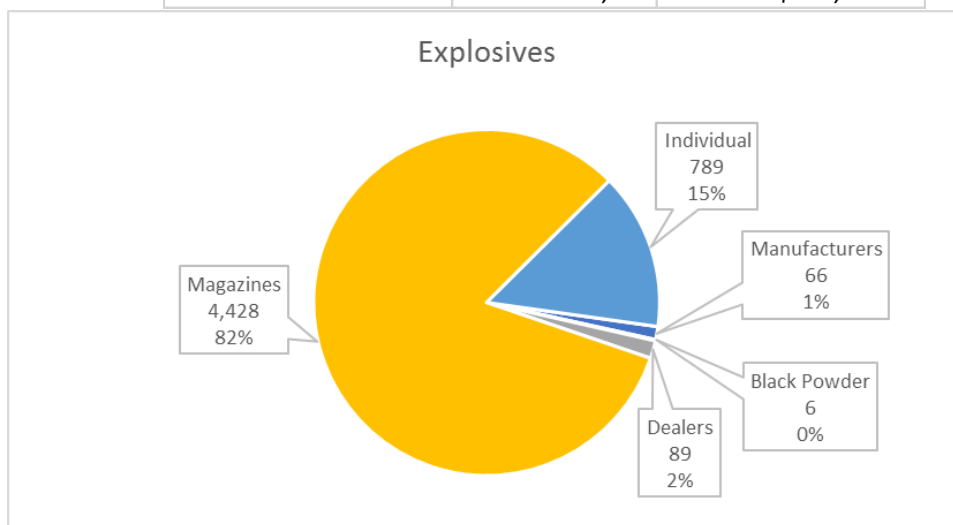
DISPLAY FIREWORKS:

Type of Permit	Number Issued	Total Fees Collected
Fireworks Display	326	\$25,245.00
Pyrotechnic Operators	373	\$7,360.00
Pyro in Training	275	\$5,500.00
TOTAL	974	\$38,105.00



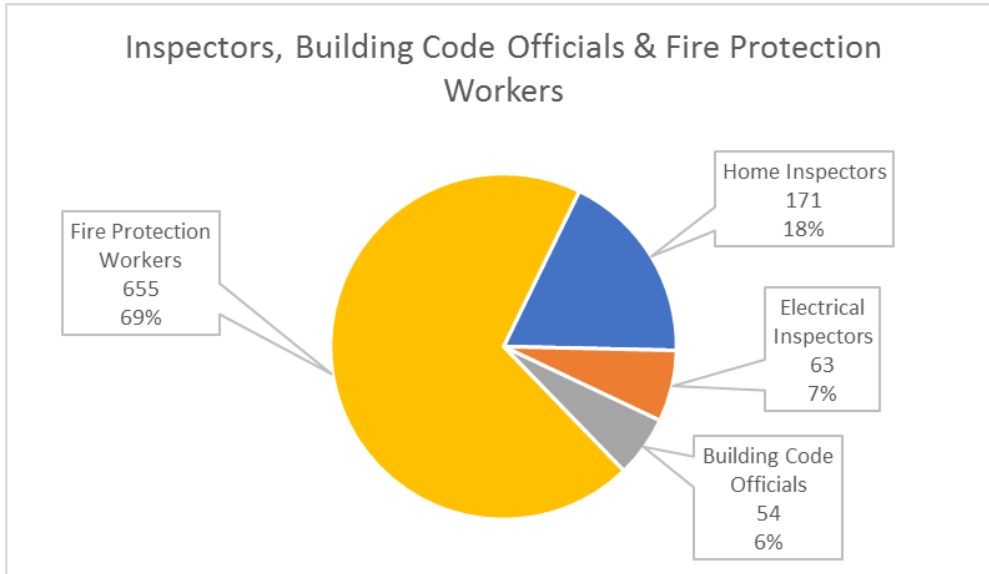
EXPLOSIVES:

Type of Permit	Number Issued	Total Fees Collected
Manufacturing Permit	66	\$16,820.00
Black Powder	6	\$300.00
Permit to Sell	89	\$18,020.00
Explosive Magazines	4,428	\$527,540.00
Individual Blasters	789	\$51,205.00
TOTAL	5,378	\$613,885.00



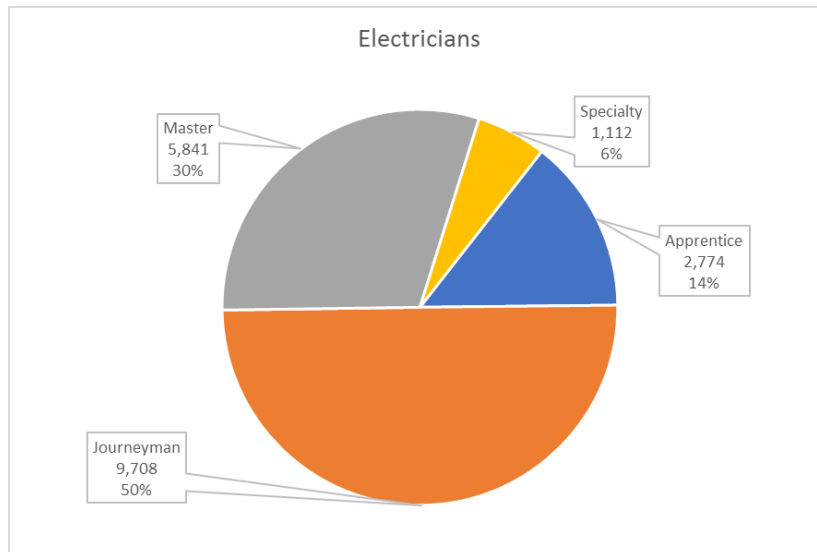
INSPECTORS, CODE OFFICIALS & FIRE PROTECTION WORKERS:

Type of Permit	Number Issued	Total Fees Collected
Home Inspectors	171	\$19,575.00
Electrical Inspectors	63	\$6,750.00
Building Code Officials	54	\$4,025.00
Fire Protection Workers	655	\$73,600.00
TOTAL	943	\$103,950.00



ELECTRICIANS:

Type of License	Number Issued	Total Fees Collected
Apprentice	2,774	\$143,910.20
Journeyman	9,708	\$511,626.00
Master	5,841	\$300,925.00
Specialty	1,112	\$57,470.00
TOTAL	19,435	\$1,013,931.20



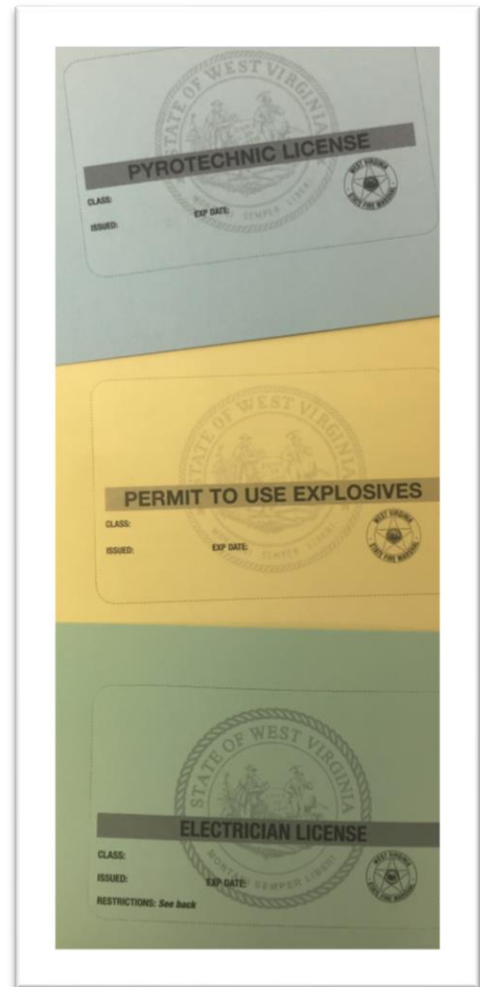
TEST FEES:

Test Fees	Number	Total Fees Collected
Test Applicants	2,485	\$42,630.00

129 LETTERS OF GOOD STANDING FEES COLLECTED \$ 3,225.00

24 DUPLICATE LICENSE FEES COLLECTED \$ 240.00

TOTAL SPECIAL REVENUE COLLECTED FY 17 \$ 1,811,941.20



CONSUMER FIREWORKS:

ON MARCH 8, 2016, THE WEST VIRGINIA LEGISLATURE PASSED HOUSE BILL 2852. THIS MANDATE WOULD ALLOW FOR THE LEGAL SALE, POSSESSION AND USE OF ALL TYPES OF CONSUMER GRADE PYROTECHNICS. "CONSUMER FIREWORKS" AS DEFINED IN THIS RULE STATES THAT: "... SMALL FIREWORKS DEVICES THAT ARE DESIGNED TO PRODUCE VISIBLE EFFECTS BY COMBUSTION THAT ARE REQUIRED TO COMPLY WITH THE CONSTRUCTION, CHEMICAL COMPOSITION AND LABELING REGULATIONS PROMULGATED BY THE UNITED STATES CONSUMER PRODUCT SAFETY COMMISSION UNDER 16 C.F.R. PARTS 1500 AND 1507 (2014), AND THAT ARE LISTED IN APA STANDARD 87-1. CONSUMER FIREWORKS DO NOT INCLUDE SPARKLING DEVICES, NOVELTIES, TOY CAPS OR MODEL ROCKETS;"

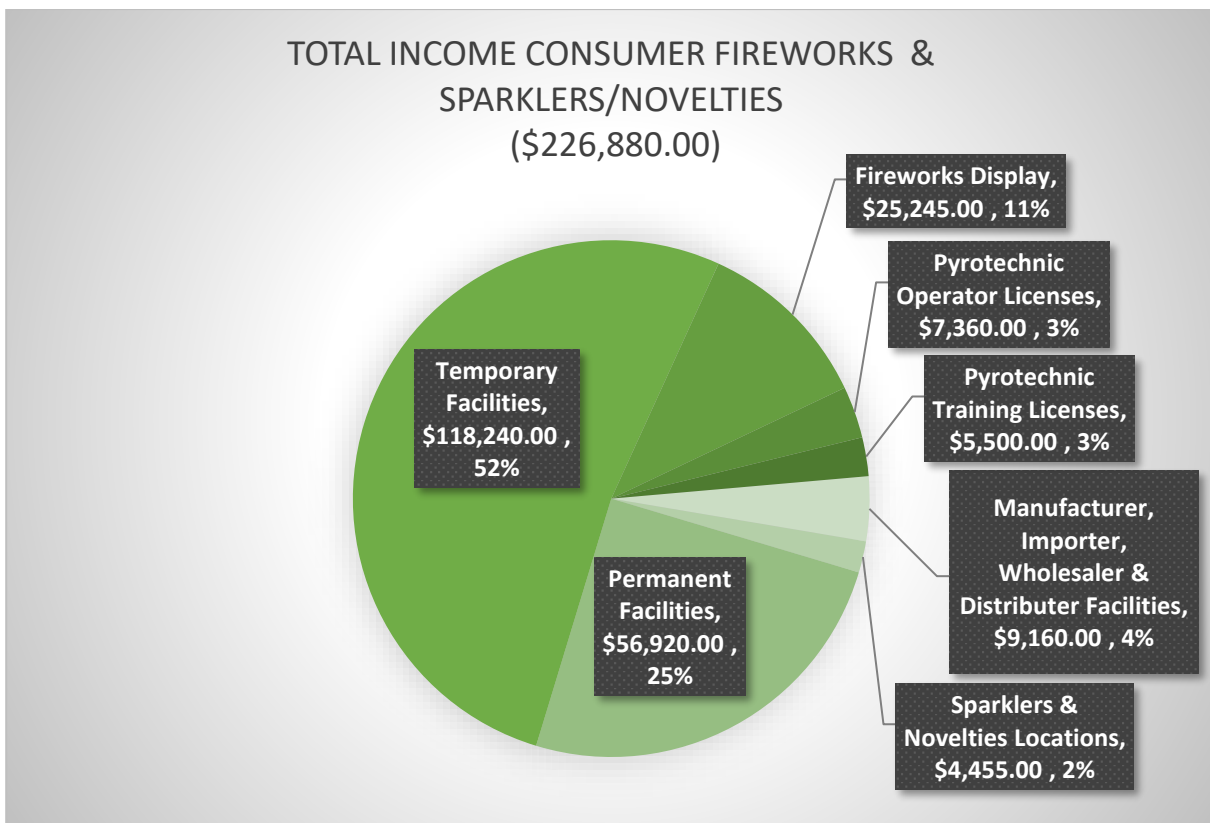
THE TERM "FIREWORKS" IN THIS RULE IS DESCRIBED AS: "...ANY COMPOSITION OR DEVICE DESIGNED FOR THE PURPOSE OF PRODUCING A VISIBLE OR AUDIBLE EFFECT BY COMBUSTION, DEFLAGRATION OR DETONATION. FIREWORKS INCLUDE CONSUMER FIREWORKS, DISPLAY FIREWORKS AND SPECIAL EFFECTS. FIREWORKS DOES NOT INCLUDE SPARKLING DEVICES, NOVELTIES, TOY CAPS OR MODEL ROCKETS;"



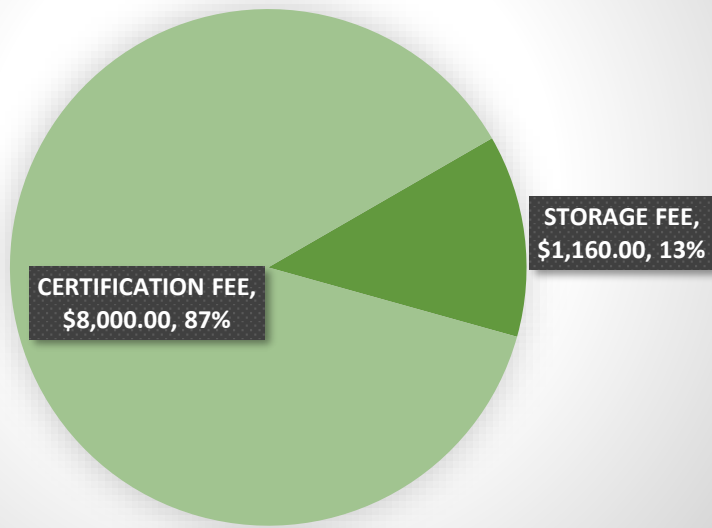
THIS REPORT WILL SEEK TO SHOW THE CONTINUATION OF THIS PROJECT FOR THE 2017 FIREWORKS SEASON.

Type of Facility	Number of Licenses	Total Income
Manufacturer, Importer, Wholesaler & Distributer Facilities	15	\$9,160.00
Sparklers & Novelties Locations	150	\$4,455.00
Permanent Facilities	56	\$56,920.00
Temporary Facilities	192	\$118,240.00
¹ Fireworks Display	326	\$ 25,245.00
¹ Pyrotechnic Operator Licenses	373	\$ 7,360.00
¹ Pyrotechnic Training Licenses	275	\$ 5,500.00
Totals:	1387	\$226,880.00

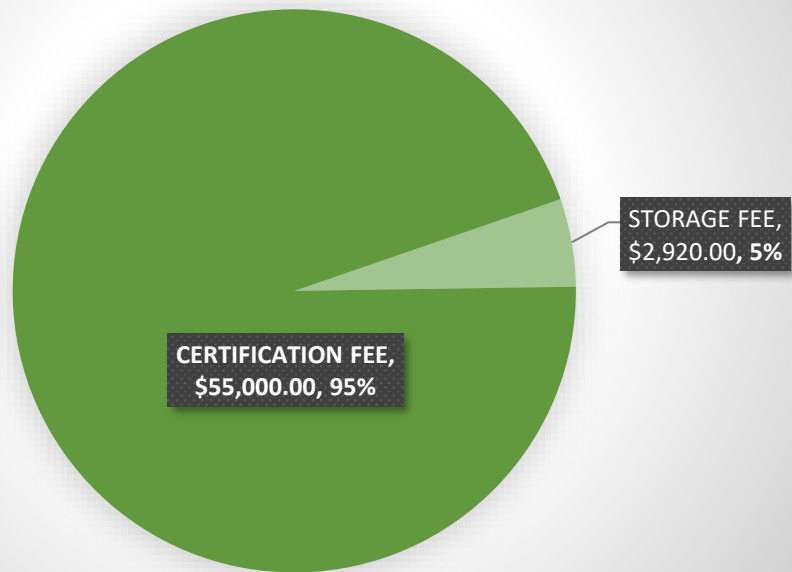
¹PRE-EXISTING PROGRAM - VALUES ARE INCOME COLLECTED FROM 7/1/2016 - 6/30/2017.




INCOME FROM MANUFACTURE, WHOLESALE, DISTRIBUTION &
IMPORTER APPLICATIONS
(\$9,160)



INCOME FROM PERMANENT APPLICATIONS
(\$57,920)



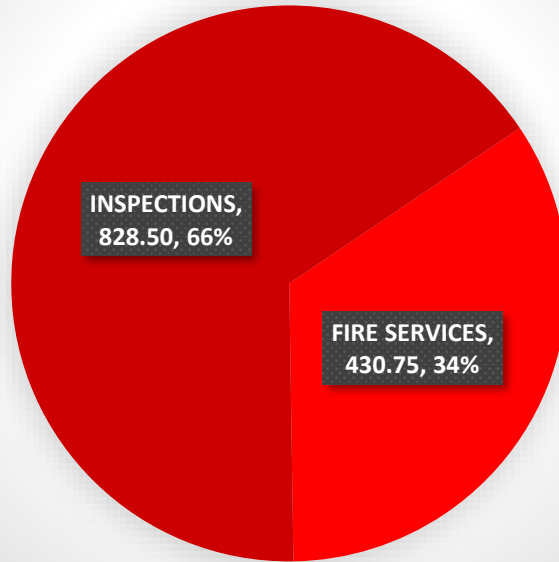
INCOME FROM TEMPORARY APPLICATIONS
(\$118,240)



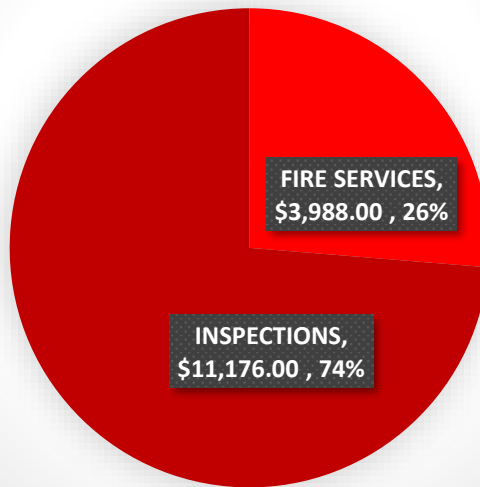
INCOME FROM SPARKLERS AND NOVELTIES APPLICATIONS
(\$4,455)



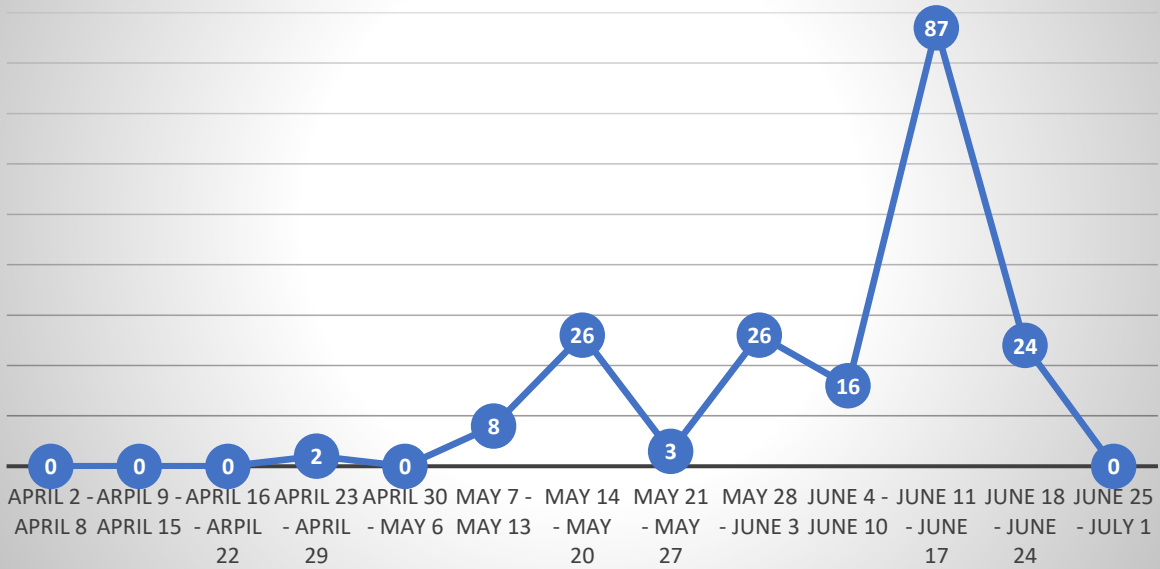
TOTAL AGENCY MAN HOURS
1260.00



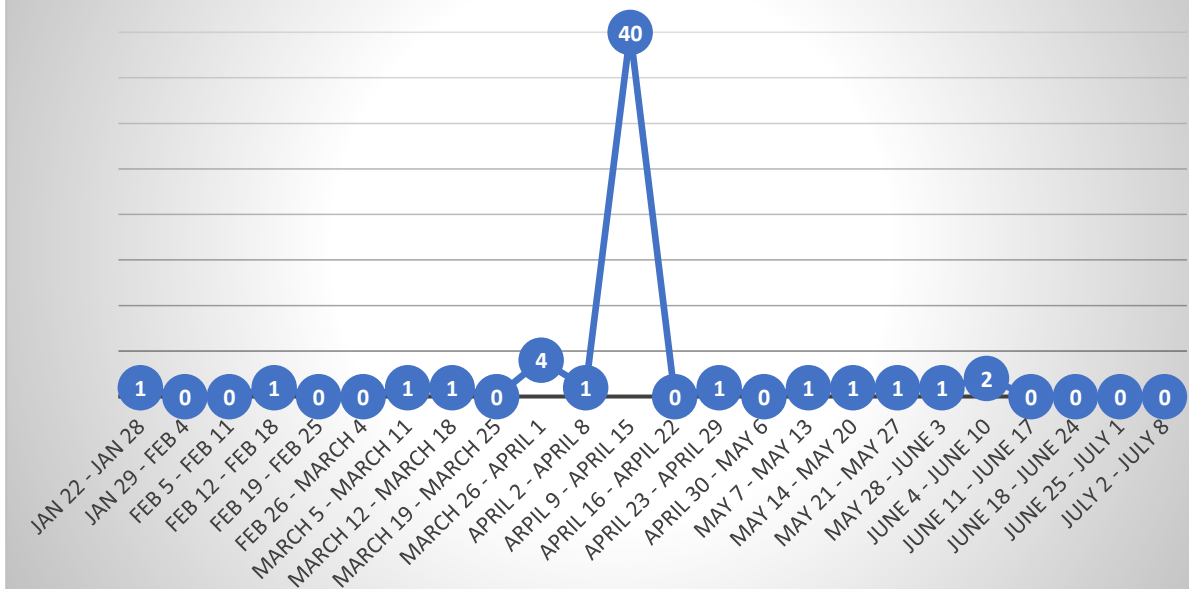
TOTAL AGENCY EXPENDITURES
(\$15,164.00)



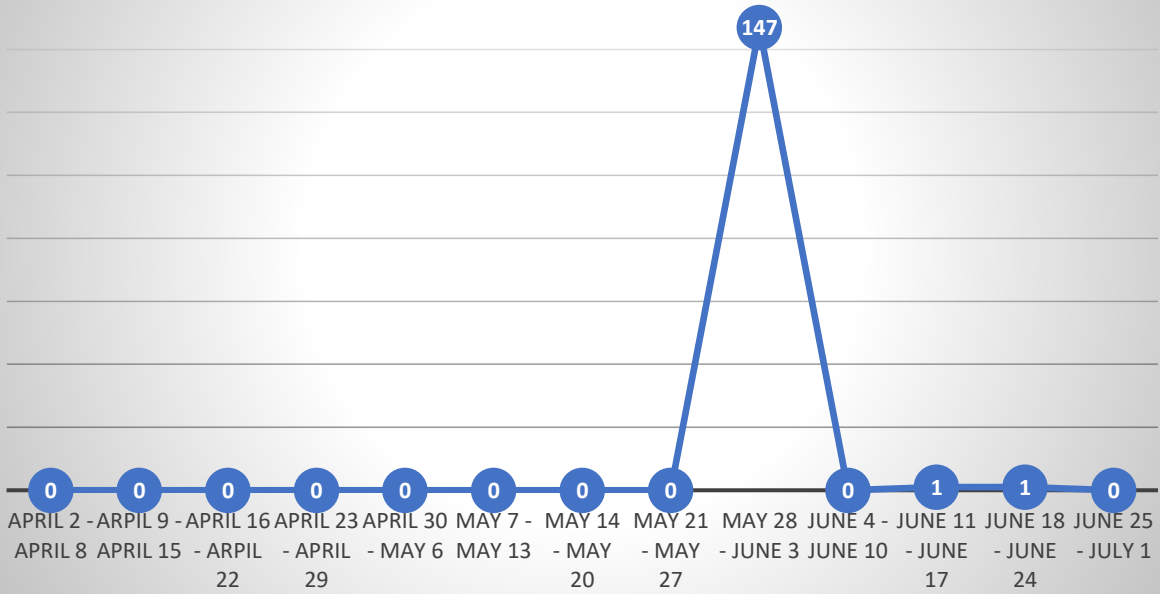
TEMPORARY APPLICATIONS BY DATE



PERMANENT APPLICATIONS BY DATE



SPARKLERS & NOVELTIES APPLICATIONS BY DATE



FIRE DEPARTMENT SERVICES



OBJECTIVE

THE FIRE DEPARTMENT SERVICES DIVISION IS RESPONSIBLE FOR DUTIES THAT INCLUDE ADMINISTRATION AND OVERSIGHT FOR ALL FIRE AND NON-FIRE DATA COLLECTED THROUGH THE NATIONAL FIRE INCIDENT REPORTING SYSTEM (NFIRS) AND RELATED DATA ANALYSIS AND FIRE DEPARTMENT TRAINING, EVALUATION OF FIRE DEPARTMENTS AND FIRE OFFICER EQUIVALENCIES, AND THE COORDINATION AND ISSUANCE OF EMERGENCY VEHICLE PERMITS FOR ALL WEST VIRGINIA FIRE DEPARTMENTS AND CERTAIN OTHER ENTITIES.

INTRODUCTION

THE DIVISION ALSO OVERSEES, CONSULTS AND ASSISTS ALL 438 CERTIFIED FIRE DEPARTMENTS IN THE STATE OF WEST VIRGINIA AND PROVIDES INFORMATION AND GUIDANCE TO NEW FIRE DEPARTMENTS SEEKING CERTIFICATION.

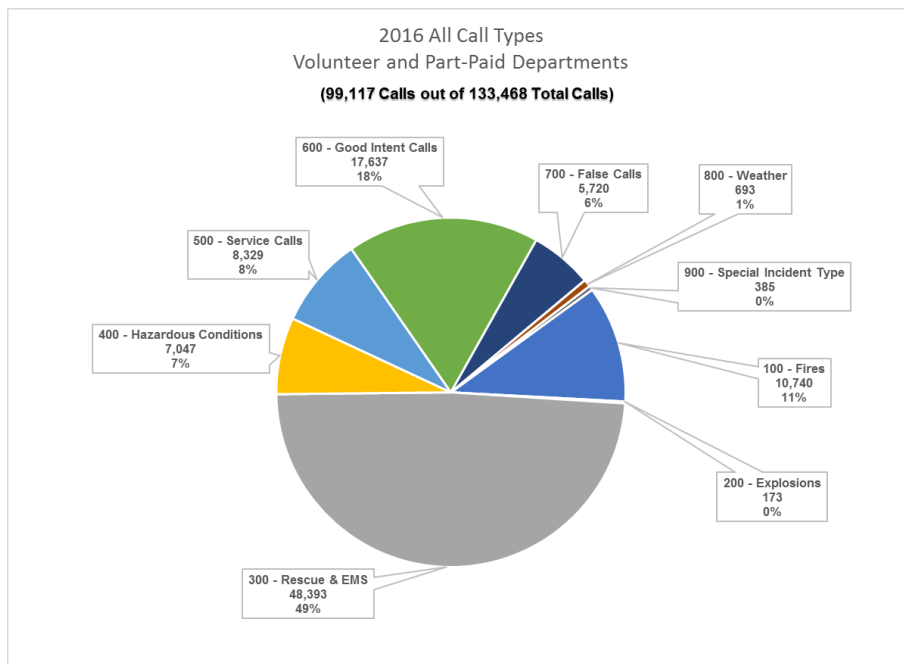
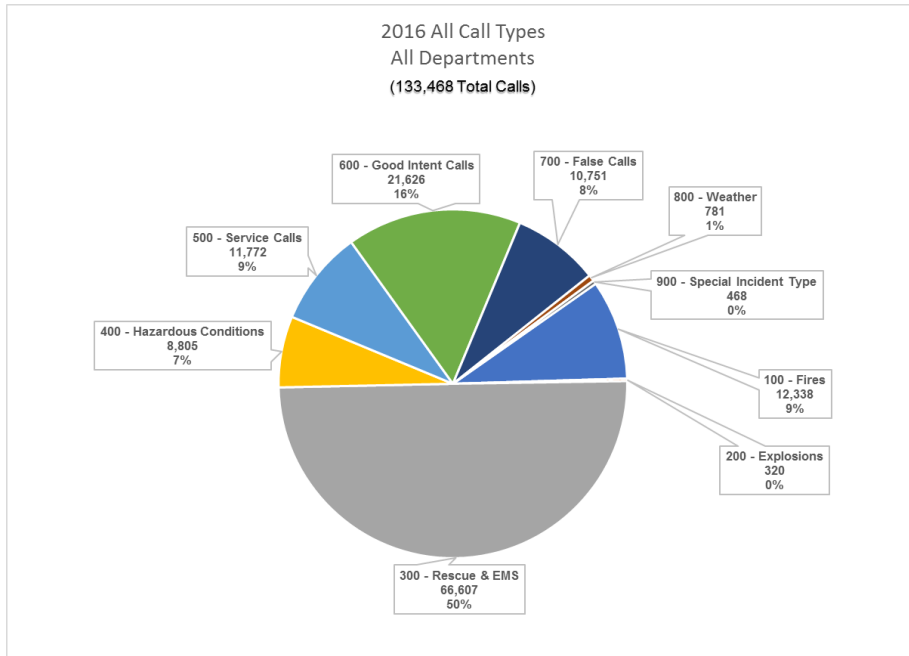
DURING THE FISCAL YEAR 2016-2017 THE SECTION HAS:

- COMPLETED 47 EVALUATIONS OF FIRE DEPARTMENTS. 63 OF THE FIRE DEPARTMENTS WERE RE-CERTIFIED. OUT OF A TOTAL OF 63 RECERTIFICATIONS, 24 RECEIVED PERFECT EVALUATIONS.

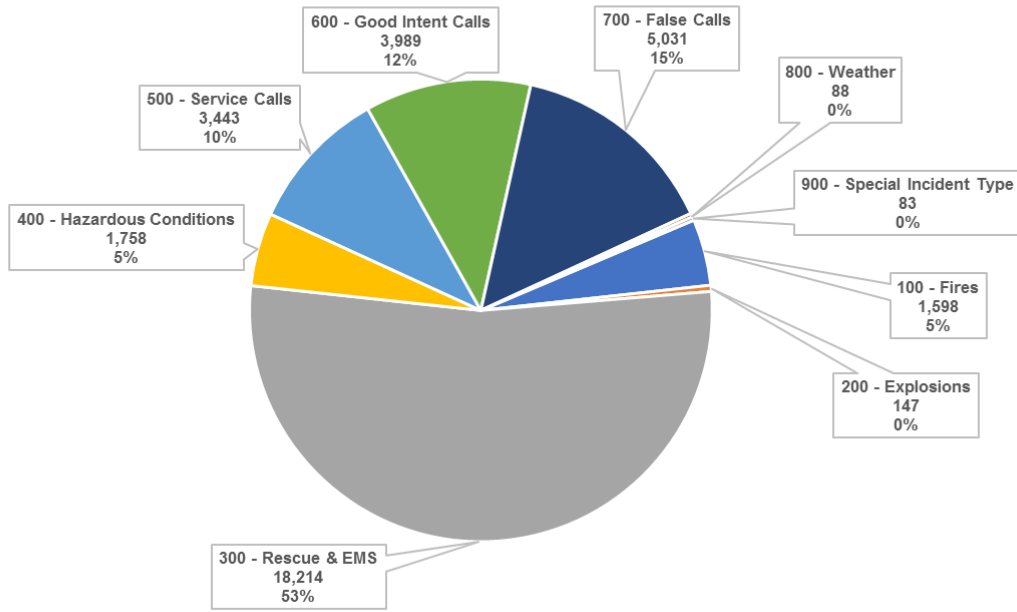
- WORKED WITH THE WV DIVISION OF LABOR AND FIRE DEPARTMENTS CONCERNING THE SAFE OPERATION OF THE JUNIOR FIREFIGHTER PROGRAM.
- ISSUED 680 EMERGENCY VEHICLE PERMITS (206 APPARATUS AND 474 PRIVATE).
- DEACTIVATED 704 EMERGENCY VEHICLE PERMITS (134 APPARATUS AND 570 PRIVATE).
- TOTAL ACTIVE PERMITS NOW STAND AT 6300 (3156 APPARATUS AND 3144 PRIVATE).
- FIELDDED APPROXIMATELY 1800 CALLS, WITH THE MAJORITY OF THOSE ASKING FOR ASSISTANCE WITH THE NATIONAL FIRE INCIDENT REPORT FILING.
- PROCESSED AND EVALUATED 47 FIRE OFFICER EQUIVALENCIES (22 FIRE OFFICER 1, 25 FIRE OFFICER 2). A TOTAL OF 42 (17 FO1, 25 FO2) WERE APPROVED AND 5 (5 FO1 WERE DENIED).
- PROVIDED TRAINING AT THE ESCAPE CONFERENCE IN PIPESTEM, ALSO WOOD, AND KANAWHA COUNTIES FOR A TOTAL OF 5 CLASSES OF "THE INTRODUCTION TO NFIRS 5.0 AND DATA ANALYSIS" WHICH INVOLVED 67 STUDENTS, REPRESENTING 17 FIRE DEPARTMENTS, AND 13 COUNTIES.
- OFFERED REMOTE TECH SUPPORT FOR NFIRS RELATED ISSUES USING THE BOMGAR SUPPORT PORTAL. A TOTAL OF 36 REMOTE TECH SUPPORT SESSIONS WERE HELD.
- PROCESSED 164 FOIA REQUESTS (UP 100 FROM LAST YEAR) FOR INCIDENT REPORTS WHICH WERE COMPILED



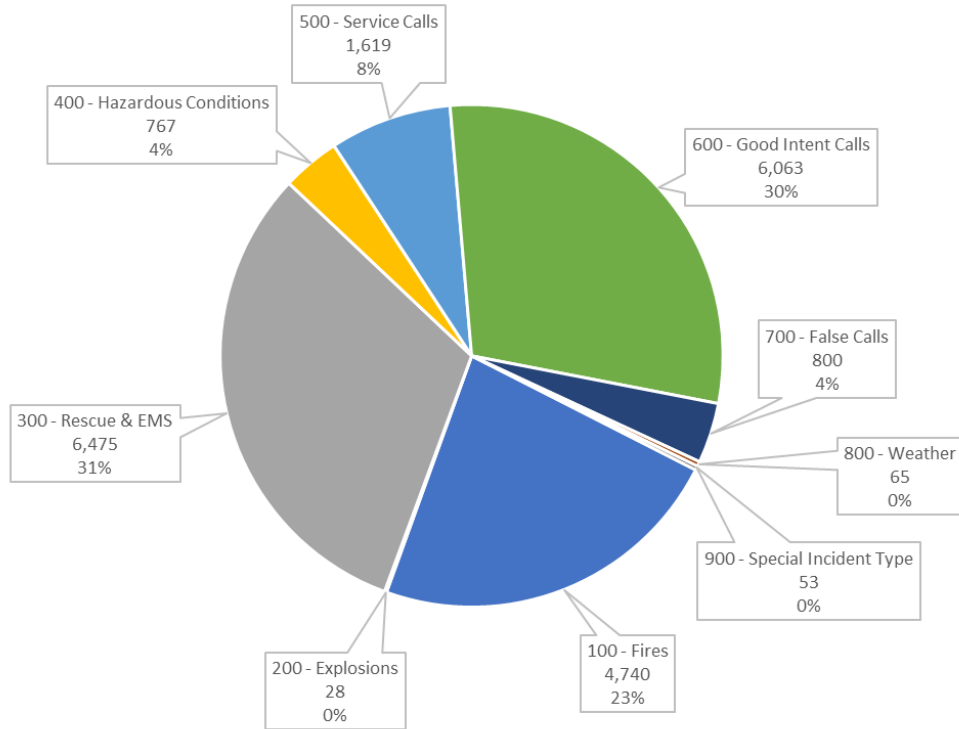
DUE TO LEGISLATION ALLOWING FOR A GRACE PERIOD FOR SUBMISSION OF FIRE LOSS DATA, FISCAL YEAR 2016-2017 WILL NOT BE AVAILABLE UNTIL AFTER JANUARY 01, 2018. THE FOLLOWING DATA IS FROM CALENDAR YEAR 2016 (JANUARY 01-DECEMBER 31). A TOTAL OF 133,468 RESPONSES (UP 2,481 FROM LAST YEAR) WERE REPORTED BY ALL WEST VIRGINIA FIRE DEPARTMENTS. ATTACHED ARE CHARTS AND GRAPHS DEPICTING A LIMITED BREAKDOWN OF THOSE RESPONSES.



2016 All Call Types
Paid Departments
(34,351 Calls out of 133,468 Total Calls)

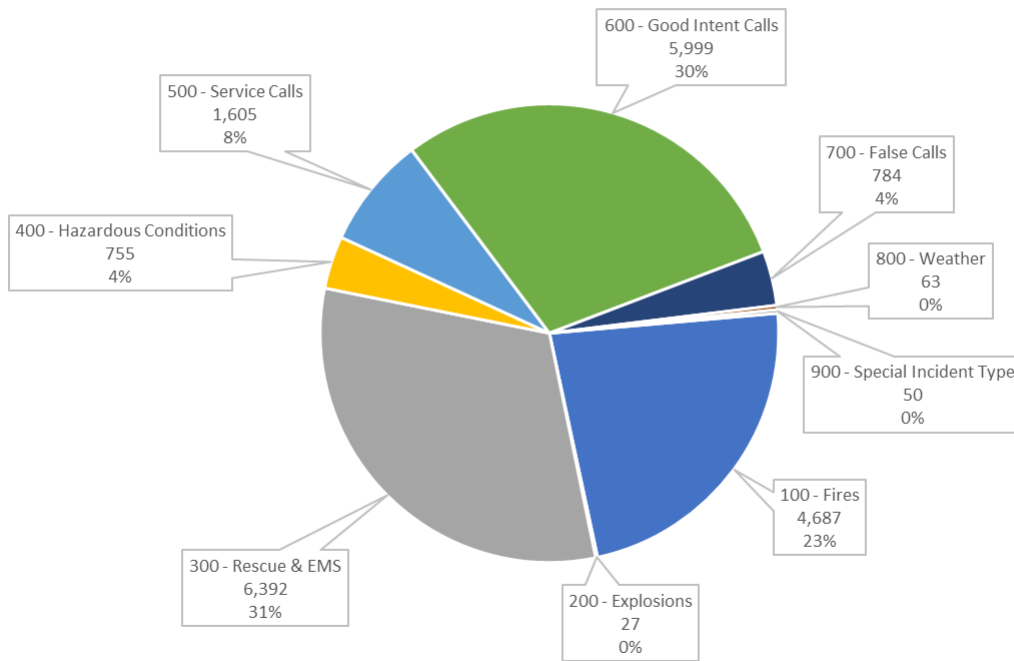


2016 Mutual Aid Given Calls
All Departments
(20,610 Total Calls out of 133,468 Total Calls)



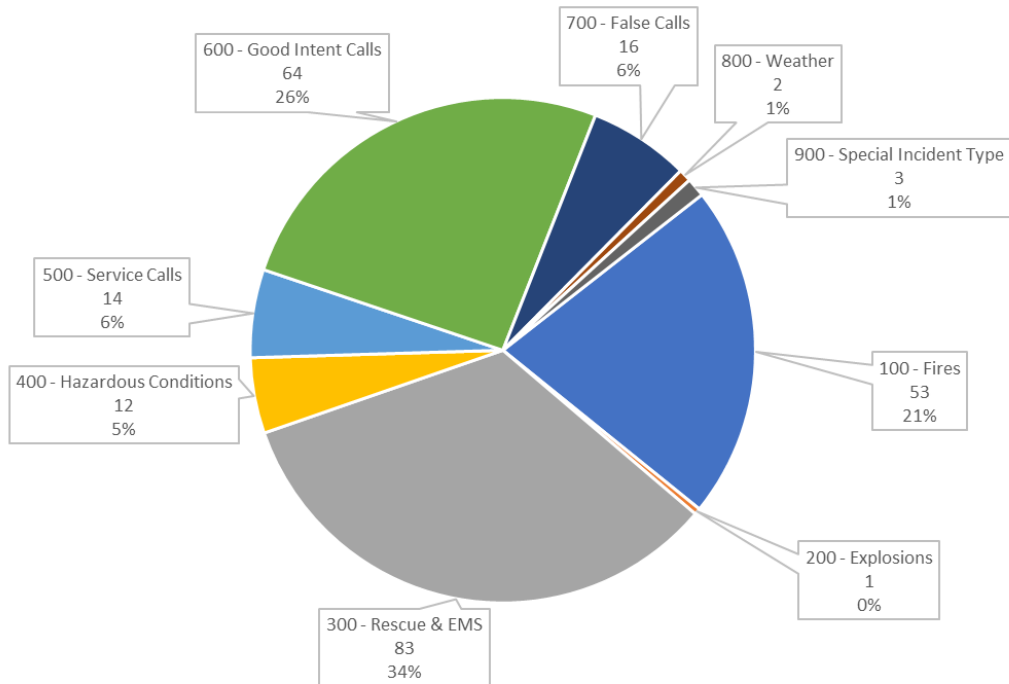
2016 Mutual Aid Given Calls Volunteer & Part-Paid Departments

(20,362 Total Calls out of 133,468 Total Calls)



2016 Mutual Aid Given Calls Paid Departments

(248 Total Calls out of 133,468 Total Calls)



Summary By Incident Type

Report Period: From 01/01/2016 to 12/31/2016

All Selected Fire Departments

Calls By Incident Type

FREQS	Frequency	Percent Of Total Calls	Mutual	Mutual	Mutual	Other Aid Given	Invalid Aid Flag	Exposures	Total Incidents
			Aid None	Aid Given	Aid Received				
Structure Fires (110-118, 120-123)	3,588	3.16%	1,780	3,399	1,776	17	15	65	7,052
Vehicle Fires (130-138)	1,272	1.12%	981	356	284	5	2	38	1,666
Other Fires (100, 140-173)	2,685	2.37%	2,066	936	586	20	13	7	3,628
Total Fires	7,545	6.65%	4,827	4,691	2,646	42	30	110	12,346
Pressure Ruptures, Explosion, Overheat (200-251)	292	0.26%	244	28	47	0	1	0	320
RESCUE CALLS									
Emergency Medical Treatment (300-323)	59,096	52.07%	51,781	5,520	6,672	506	137	0	64,616
All Others (331-381)	1,560	1.37%	1,177	431	362	18	3	0	1,991
Total Rescue Calls	60,656	53.44%	52,958	5,951	7,034	524	140	0	66,607
Hazardous Condition Calls (400-482)	8,081	7.12%	7,266	724	751	43	21	0	8,805
Service Calls (500-571)	10,212	9.00%	9,611	1,560	522	59	20	0	11,772
Good Intent Calls (600-671)	15,596	13.74%	13,523	6,030	2,010	33	30	0	21,626
Severe Weather or Natural Disaster Calls (800-815)	721	0.64%	672	60	42	5	2	0	781
Special Incident Calls (900-911)	431	0.38%	383	37	30	16	2	0	468
Unknown Incident Type (UUU)	0	0.00%	0	0	0	0	0	0	0
FALSE CALLS									
Malicious Calls (710-715, 751)	405	0.36%	339	88	65	0	1	0	493
Other False Calls (700, 721-746)	9,554	8.42%	8,430	704	1,098	8	18	0	10,258
Total False Calls	9,959	8.77%	8,769	792	1,163	8	19	0	10,751
TOTAL CALLS	113,493	100.00%	98,253	19,873	14,245	730	265	110	133,476

Total Incidents with Exposure Fires	71	Total Fire Dollar Loss	\$125,945,693.00
Total Exposure Fires	110	Total Dollar Loss	\$130,461,678.00
Casualty Summary			
	Civilian	Fire Service	
Fire Related Injuries	68	57	
Non-Fire Injuries	93	31	
Fire Related Deaths	48	0	
Non-Fire Deaths	58	0	



2016 NFIRS INCIDENTS

Counties	100	200	300	400	500	600	700	800	900	Grand Total
	Fires	Overpressure Rupture, Explosion, Overheat (No Fires)	Rescue & Emergency Medical Services (EMS) Incidents	Hazardous Conditions (No Fires)	Service Calls	Good Intent Calls	False Alarm and False Calls	Severe Weather	Special Incident Type	
Barbour	94	2	265	159	40	158	57	3	0	778
Berkeley	618	13	2,522	319	210	1,359	810	7	13	5,871
Boone	261	9	636	97	125	362	43	3	15	1,551
Braxton	88	1	580	43	43	207	20	1	2	985
Brooke	130	4	1,343	101	211	262	54	20	0	2,125
Cabell	667	15	3,215	450	396	1,224	1,372	9	17	7,365
Calhoun	27	0	67	22	4	7	3	0	1	131
Clay	70	1	515	35	25	16	3	7	2	674
Doddridge	31	3	298	29	68	42	14	1	0	486
Fayette	372	2	435	252	158	201	122	22	3	1,567
Gilmer	36	0	87	22	36	6	8	31	4	230
Grant	68	0	261	15	56	75	6	1	2	484
Greenbrier	198	4	1,200	270	179	373	301	37	17	2,579
Hampshire	248	1	859	93	183	331	22	3	0	1,740
Hancock	140	9	1,631	151	107	410	174	1	3	2,626
Hardy	49	0	328	63	30	57	5	1	0	533
Harrison	322	2	5,683	332	727	944	299	88	5	8,402
Jackson	132	2	969	59	36	175	30	4	2	1,409
Jefferson	433	6	4,543	132	176	912	230	5	5	6,442
Kanawha	1,579	43	8,103	750	1,723	2,720	1,929	28	86	16,961
Lewis	109	3	497	173	59	283	64	15	4	1,207
Lincoln	113	0	196	71	63	67	17	5	2	534
Logan	282	1	605	227	743	272	100	35	5	2,270
Marion	335	12	3,481	320	632	906	273	39	41	6,039
Marshall	201	3	801	199	210	532	107	10	2	2,065
Mason	148	1	216	148	33	97	35	7	4	689
McDowell	307	4	704	108	122	120	43	7	14	1,429
Mercer	511	7	1,110	317	291	385	534	13	39	3,207
Mingo	203	4	575	45	151	49	136	32	31	1,226
Mineral	355	1	2,211	129	340	925	159	24	1	4,145
Monongalia	588	9	2,433	357	614	3,011	942	74	5	8,033
Monroe	65	0	212	19	7	11	5	2	0	321
Morgan	246	2	512	87	88	348	79	5	0	1,367
Nicholas	238	2	395	256	77	183	63	43	1	1,258
Ohio	213	68	5,599	477	859	787	890	13	8	8,914
Pendleton	53	0	146	20	18	48	1	0	0	286
Pleasants	26	1	234	45	21	28	7	4	1	367
Pocahontas	67	1	683	104	36	82	76	9	5	1,063
Preston	239	3	724	102	83	217	33	13	4	1,418
Putnam	290	10	1,801	176	325	895	227	4	32	3,760
Raleigh	478	6	1,755	464	629	523	496	65	31	4,447
Randolph	178	3	589	131	160	268	73	2	2	1,406
Ritchie	68	0	263	79	49	120	19	4	2	604
Roane	95	0	307	82	57	47	11	2	3	604
Summers	81	2	203	84	33	90	44	27	1	565
Taylor	79	2	268	43	156	61	48	7	2	666
Tucker	73	2	170	80	48	56	26	0	2	457
Tyler	69	2	583	146	82	84	17	2	0	985
Upshur	179	10	821	204	146	311	53	13	3	1,740
Wayne	194	0	674	126	62	103	91	4	7	1,261
Webster	72	0	109	32	27	28	14	4	0	286
Wetzel	119	10	384	156	115	58	35	9	2	888
Wirt	27	0	65	10	3	12	5	0	0	122
Wood	308	34	3,208	348	878	685	470	14	11	5,956
Wyoming	166	0	533	46	22	93	56	2	26	944
Grand Total	12,338	320	66,607	8,805	11,772	21,626	10,751	781	468	133,468

PUBLIC EDUCATION



PUBLIC EDUCATION SECTION ANNUAL REPORT FY 2016-2017

WORK TO LOWER THE FIRE DEATH RATE IN THE STATE, WHILE BEING AN AMBASSADOR FOR THE WEST VIRGINIA STATE FIRE MARSHAL'S OFFICE.

INTRODUCTION:

PUBLIC EDUCATION IS RESPONSIBLE FOR DUTIES THAT INCLUDE, BUT ARE NOT LIMITED TO, THE DEVELOPMENT AND IMPLEMENTATION OF PUBLIC FIRE AND LIFE SAFETY PROGRAMS AND ACTIVITIES STATEWIDE, INCLUDING DEVELOPING A COMMUNITY RISK REDUCTION PROGRAM, A SMOKE ALARM INITIATIVE, A WEST VIRGINIA PUBLIC EDUCATION NETWORK, FIRE AND LIFE SAFETY SCHOOL, PROVIDING FIRE SAFETY RESOURCES AS WELL AS PUBLIC INFORMATION, AND THE ADMINISTRATION OF THE FIRE-SAFE CIGARETTE CERTIFICATION PROGRAM FOR TOBACCO MANUFACTURERS.

WE CONTINUE BUILDING STRONG PARTNERSHIPS AND IMPLEMENT ACTION PLANS AROUND THE STATE WITH AGENCIES AND ORGANIZATIONS WHO WILL HELP US SPREAD FIRE PREVENTION INITIATIVE AND SAFETY.

THROUGH DATA EVALUATIONS WE ARE IDENTIFYING OUR HIGH RISK GEOGRAPHIC AREAS AND POPULATION. WE ARE ANALYZING THIS INFORMATION TO TARGET THE COMMUNITY RISK REDUCTION FOR OUR BEST PROGRAMS AND

PRACTICES. WHILE WORKING WITH THE LOCAL FIRE DEPARTMENTS, THE GOAL IS TO PROVIDE RESOURCES TO ASSURE THAT ALL RESIDENTIAL STRUCTURES HAVE WORKING SMOKE ALARMS.

OBJECTIVE:

THE PUBLIC EDUCATION SECTION PROMOTES PROGRAMS THAT AIM TO REDUCE LOSS OF LIFE AND PROPERTY THROUGH EDUCATION, INCLUDING BUT NOT LIMITED TO, THE FOLLOWING:

- FIRE AND INJURY PREVENTION FOR ALL GROUPS, INCLUDING HIGH-RISK (SENIORS, PEOPLE WITH DISABILITIES, YOUNG CHILDREN)
- TRAIN-THE-TRAINER INSTRUCTION IN PUBLIC FIRE/LIFE SAFETY EDUCATION FOR FIREFIGHTERS AND OTHER EMERGENCY RESPONDERS
- FIREWORKS LAW AND SAFETY FOR GENERAL AUDIENCES
- SMOKE ALARM EDUCATION AND DISTRIBUTION PROGRAMS
- FIRE SAFETY AND EMERGENCY PLANNING FOR PUBLIC FACILITIES
- PUBLIC SPEAKING FOR CIVIC, GOVERNMENTAL AND ADVOCACY ORGANIZATIONS
- PARTICIPATION IN HEALTH AND PUBLIC SAFETY FAIRS/SEMINARS, AND CAREER DAYS
- MEMBERSHIP AND ACTIVE PARTICIPATION IN HEALTH/SAFETY ORGANIZATIONS
- PRESS CONFERENCES, TV, RADIO INTERVIEWS, MEDIA PROMOTION OF FIRE SAFETY AND RELATED TOPICS
- COORDINATING LOAN AND DISTRIBUTION OF EDUCATIONAL MATERIALS TO FIRE DEPARTMENTS, SAFETY GROUPS, SCHOOLS, BUSINESSES AND THE GENERAL PUBLIC



SPECIAL PROJECTS:

GET ALARMED WEST VIRGINIA: AS A PART OF THE GOVERNOR'S DAY TO SERVE WE ARE WORKING TO LAUNCH A SMOKE ALARM INITIATIVE PROJECT TITLED "GET ALARMED WEST VIRGINIA". IN PARTNERSHIP WITH THE AMERICAN RED CROSS, FIRE DEPARTMENTS, COMMUNITY SERVICE ORGANIZATIONS, AND OTHER VOLUNTEER GROUPS WE WILL PROVIDE AND INSTALL FREE SMOKE ALARMS AND PERFORM A HOME SAFETY SURVEYS.

STATE FIRE MARSHAL OFFICE OVERVIEW: TO BETTER DESCRIBE ALL THE MOVING PARTS OF OUR AGENCY BOTH PUBLIC INFORMATION SPECIALIST ARE WORKING WITH ALL DIVISIONS AT THE SFMO TO CREATE A PRESENTATION ON ALL ASPECTS OF OUR OFFICE AND THE FUNCTIONS EACH DIVISION HOLDS. THIS PRESENTATION IS SET TO BE COMPLETED IN JULY AND WILL BE MADE AVAILABLE ONLINE AS WELL AS POWERPOINT.

SMOKE ALARM INSTALLATIONS: THROUGH 20/20 FIRE PREVENTION THE PUBLIC EDUCATION DIVISION RECEIVED ANOTHER 1 000 SMOKE ALARMS IN FEBRUARY 2017. WORK CONTINUES TO IMPLEMENT THEM IN COMMUNITIES AND FIRE DEPARTMENTS THROUGHOUT THE STATE. OUR DIVISION PROVIDES TRAINING AND SAFETY MATERIAL TO IMPLEMENT A SUCCESSFUL PROGRAM WITH A 30-DAY INSTALLATION DEADLINE. SINCE RECEIVING OUR SHIPMENT 12 SMOKE ALARMS HAVE BEEN INSTALLED BY THE PUBLIC EDUCATION DIVISION OF THE WEST VIRGINIA STATE FIRE MARSHAL'S OFFICE. A PORTION OF SMOKE ALARMS ARE GIVEN TO ASSISTANT STATE FIRE MARSHALS IN THE FIELD TO INSTALL, SAFETY INFORMATION IS PROVIDED WHEN INSTALLATIONS TAKE PLACE.

52 WEEK FIRE PREVENTION GUIDE: THE PURPOSE OF THIS DOCUMENT IS TO PROVIDE A 52-WEEK PUBLIC FIRE EDUCATION PROGRAM AS A GUIDE FOR SFMO FIRE PREVENTION ACTIVITIES. IT IS ALSO PROVIDED TO LOCAL FIRE DEPARTMENTS AND OFFICIALS ACROSS THE STATE TO PROMOTE A STATEWIDE COORDINATED FIRE PREVENTION EFFORT. THIS PLAN IS ANTICIPATED TO HELP IN THE FIGHT TO REDUCE AND PREVENT FIRE RELATED FATALITIES THAT OCCUR EACH YEAR IN OUR STATE.

WV SAFETY SUMMIT AT SAFETY EXPO: OUR FIRST ANNUAL WEST VIRGINIA FIRE SAFETY SUMMIT WILL TAKE PLACE AT THE WV SAFETY EXPO ON MAY 12TH. THE PURPOSE OF THIS SUMMIT IS TO BRING TOGETHER ALL STAKEHOLDERS WHO HAVE AN INTEREST IN PROTECTING PROPERTY AND LIFE FROM THE DEVASTATION OF FIRES. THESE STAKEHOLDERS INCLUDE BUT ARE NOT LIMITED TO: FIRE SERVICE ORGANIZATIONS, COMMUNITY SERVICE ORGANIZATIONS, INDUSTRY LEADERS, SENIORS, FAMILY AND CHILDREN ADVOCACY GROUPS; THIS SUMMIT IS FOR ALL WILLING AND ABLE TO LEARN, SHARE, AND NETWORK WITH OTHERS WITHIN COMMUNITIES. TOPICS PRESENTED AT THIS EVENT INCLUDE:

- WEST VIRGINIA FIRE DATA AND THE WV FIRE PROBLEM VS. THE NATIONAL FIRE PROBLEM
- PUBLIC EDUCATION RESOURCES
- WILDLAND FIRE SAFETY
- FIRE SPRINKLER EDUCATION INITIATIVE
- THE CARBON MONOXIDE ISSUE
- STATEWIDE SMOKE ALARM CANVASSING AND INSTALLATION INITIATIVE

FATAL FIRE AFTER ACTION – WE HAVE WORKED WITH THE INVESTIGATIONS DIVISION TO GAIN INFORMATION ON HOW TO BEST APPROACH A FATAL FIRE SCENE AND THE RESPONDING FIRE DEPARTMENT. OUR GOAL IS TO HAVE COMMUNICATION WITHIN A THREE-DAY PERIOD TO ENSURE WE GET THE PROPER INFORMATION RECORDED IN NFIRS TO HELP COLLECT DATA AND EVENTUALLY HELP THAT AREA WITH FUTURE COMMUNITY RISK REDUCTION MEASURES. THE SECOND PART OF THIS CONNECTION IS TO PROVIDE INFORMATIONAL PACKETS TO DEPARTMENTS TO DISBURSE TO THE COMMUNITIES IMPACTED BY THE TRAGEDY AND SMOKE ALARM CANVASSING AND INSTALLATIONS.

MISCELLANEOUS PROJECTS

- STATE REPRESENTATIVE FOR NATIONAL FIRE PROTECTION ASSOCIATION (NFPA)
- STATE REPRESENTATIVE FOR VISION 20/20 FIRE STRATEGIES FOR FIRE LOSS PREVENTION
- ADMINISTRATOR OF ALL SOCIAL MEDIA INTERACTIONS.
- TV, RADIO AND NEWSPAPER INTERVIEWS (TAPED AND LIVE)
- PRESS RELEASES TO TELEVISION AND RADIO STATIONS, NEWSPAPERS, FIRE DEPARTMENTS AND STATE AGENCIES
- COORDINATED SFMO PARTICIPATION AT SAFETY/HEALTH FAIRS/EXPOS
- GAVE INSTRUCTION IN COMMUNITY RISK REDUCTION AT RESA'S ESCAPE2017
- ASSISTED IN PROVIDING FIRE AND LIFE SAFETY CLASS AT WOOD COUNTY FIRE SCHOOL.
- PARTICIPATED IN WV OFFICE OF EMS CHILDREN'S ADVISORY BOARD TASK FORCE
- ASSISTED IN COORDINATING SEMINARS FOR CIVILIAN FIRE WARDENS, FIRE SERVICE AND CODE ENFORCEMENT.
- PARTICIPATED IN CHILD FATALITY REVIEW BOARD MEETINGS.
- TESTING CERTIFICATIONS ISSUED TO TOBACCO MANUFACTURERS UNDER THE FIRE SAFE CIGARETTE CERTIFICATION PROGRAM.



COMMUNITY RISK REDUCTION

COMMUNITY RISK REDUCTION (CRR) IS A PROCESS TO IDENTIFY AND PRIORITIZE LOCAL RISKS, FOLLOWED BY THE INTEGRATED AND STRATEGIC INVESTMENT OF RESOURCES (EMERGENCY RESPONSE AND PREVENTION) TO REDUCE THEIR OCCURRENCE AND IMPACT. TYPICALLY, COMMUNITY RISK REDUCTION PROGRAMS USE A SIX-STEP APPROACH TOWARDS DEVELOPMENT.

STEP 1: IDENTIFY RISKS

STEP 2: PRIORITIZE RISKS

STEP 3: DEVELOP STRATEGIES & TACTICS TO MITIGATE RISKS

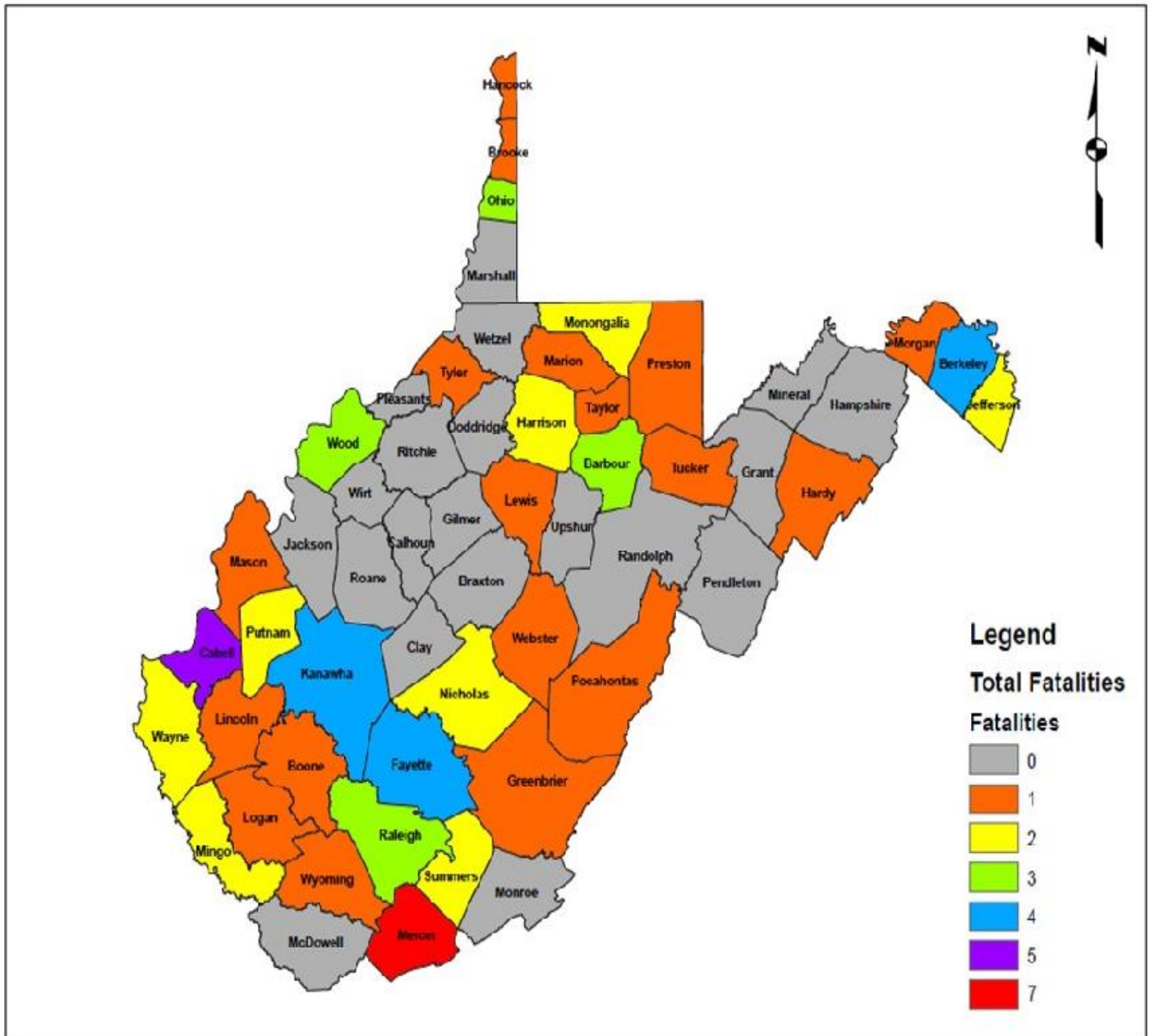
STEP 4: PREPARE THE CRR PLAN

STEP 5: IMPLEMENT THE CRR PLAN

STEP 6: MONITOR, EVALUATE, AND MODIFY THE CRR PLAN

COMMUNITY RISK REDUCTION IS NOT A NEW CONCEPT FOR THE FIRE SERVICE. FIRE DEPARTMENTS HAVE BEEN ACTIVELY INVOLVED IN FIRE PREVENTION FOR MANY YEARS THROUGH PUBLIC EDUCATION, BUILDING INSPECTIONS AND OTHER ACTIVITIES. ALTHOUGH THERE IS NO SPECIFIC BLUEPRINT FOR DEVELOPING CRR PLANS IN U.S. FIRE DEPARTMENTS, THERE ARE SOME COMMON AND ESSENTIAL STEPS. ULTIMATELY, THE CRR PLAN WILL BE UNIQUE TO EACH FIRE DEPARTMENT, BASED ON THE TYPES OF RISKS FOR THAT COMMUNITY.

THE PUBLIC EDUCATION SECTION IS IN THE BEGINNING STAGES OF USING COMMUNITY RISK REDUCTION IN THE STATE OF WEST VIRGINIA. WE HAVE IDENTIFIED RISKS IN THE STATE BASED ON 70 FATALITIES THAT OCCURRED THIS FISCAL YEAR. USING DATA PROVIDED BY INVESTIGATORS AS WELL AS OBITUARY AND MEDIA REPORTS HAS PAINTED A PICTURE INTO WHAT RISKS WE ARE SEEING ACROSS THE STATE AND WHERE WE NEED TO PRIORITIZE OUR TIME RESOURCES TO FIRE PREVENTION AND EDUCATION. FOLLOWING THIS INFORMATION WILL BE A BREAKDOWN OF THE INFORMATION AND DATA WE'VE COMPILED.



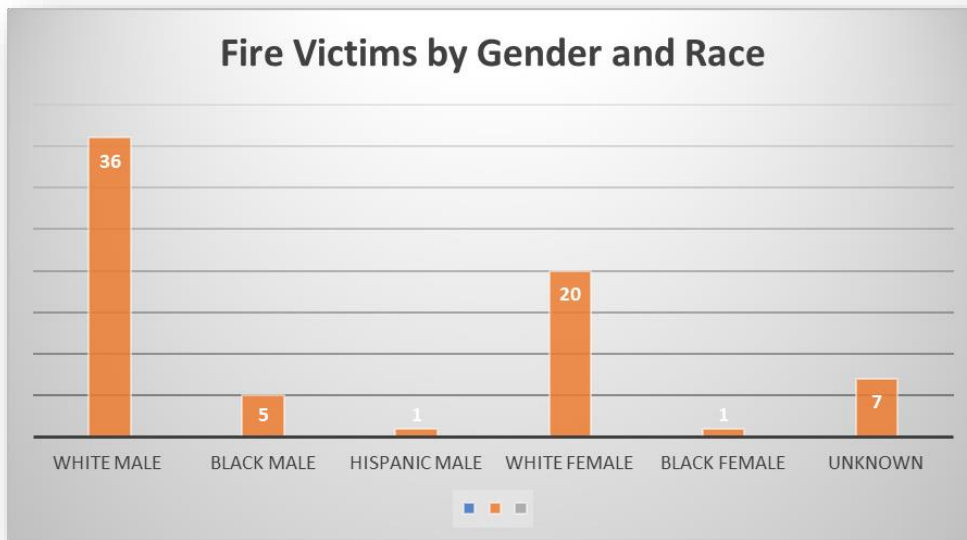
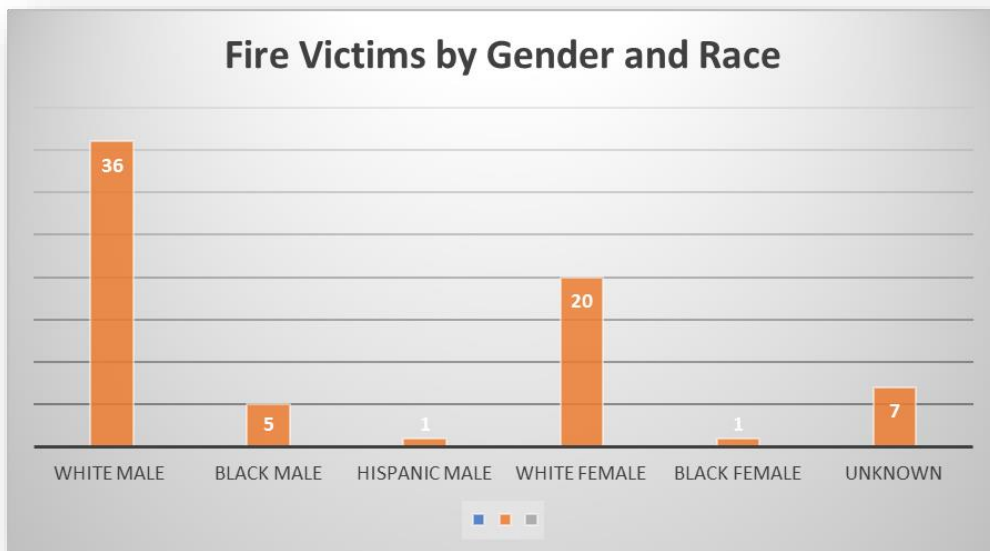
County	Number of Fatalities	County Population	Number of FD
Mercer	7	61,164	11
Cabell	5	96,319	8
Berkeley	4	111,901	6
Fayette	4	44,997	15
Kanawha	4	188,332	28
Barbour	3	16,704	3
Ohio	3	43,066	8
Raleigh	3	77,510	13
Wood	3	86,956	11
Harrison	2	68,714	16
Jefferson	2	56,482	7
Mingo	2	25,292	11
Monongalia	2	104,236	13
Nicholas	2	25,594	7
Putnam	2	56,848	8
Summers	2	13,239	7
Wayne	2	40,971	8
Boone	1	23,372	8
Brooke	1	23,350	10
Greenbrier	1	35,516	15
Hancock	1	29,815	7
Hardy	1	13,852	3
Lewis	1	16,448	6
Lincoln	1	21,415	7
Logan	1	36,743	12
Marion	1	56,925	14
Mason	1	27,037	6
Morgan	1	17,524	4
Pocahontas	1	8,607	6
Preston	1	33,940	12
Taylor	1	16,912	3
Tucker	1	6,966	4
Tyler	1	8,975	4
Webster	1	8,775	5
Wyoming	1	22,151	8

TOTAL: 70

ACCORDING TO THE US CENSUS, WEST VIRGINIA HAS A TOTAL POPULATION OF 1.831 MILLION. 35 OUT OF 55 COUNTIES HAD AT LEAST ONE FATAL FIRE OCCURRENCE. SOME COUNTIES SAW MULTIPLE FATAL FIRES FOR VARIOUS REASON.

70 PEOPLE DIED IN FIRES FROM JULY 1ST, 2016 TO JUNE 30TH, 2017, IN A TOTAL OF 60 FIRES, THIS BREAKS DOWN TO A DEATH RATE OF 1 IN EVERY 25,000 PEOPLE. THE NATIONAL AVERAGE ACCORDING TO THE US FIRE ADMINISTRATION IN 2014 WAS 10.7 OF ONE MILLION. MORE THAN ONE PERSON A WEEK DIED IN FIRES IN THE STATE. AS REPORTS BY NFIRS 7,551 FIRES OCCURRED, THIS INCLUDES ANY TYPE OF FIRE FROM A STRUCTURE, MOBILE PROPERTY, VEHICLE, NATURAL VEGETATION, OUTSIDE RUBBISH, SPECIAL OUTSIDE FIRE, TO A CROP FIRE OR EXPLOSION.

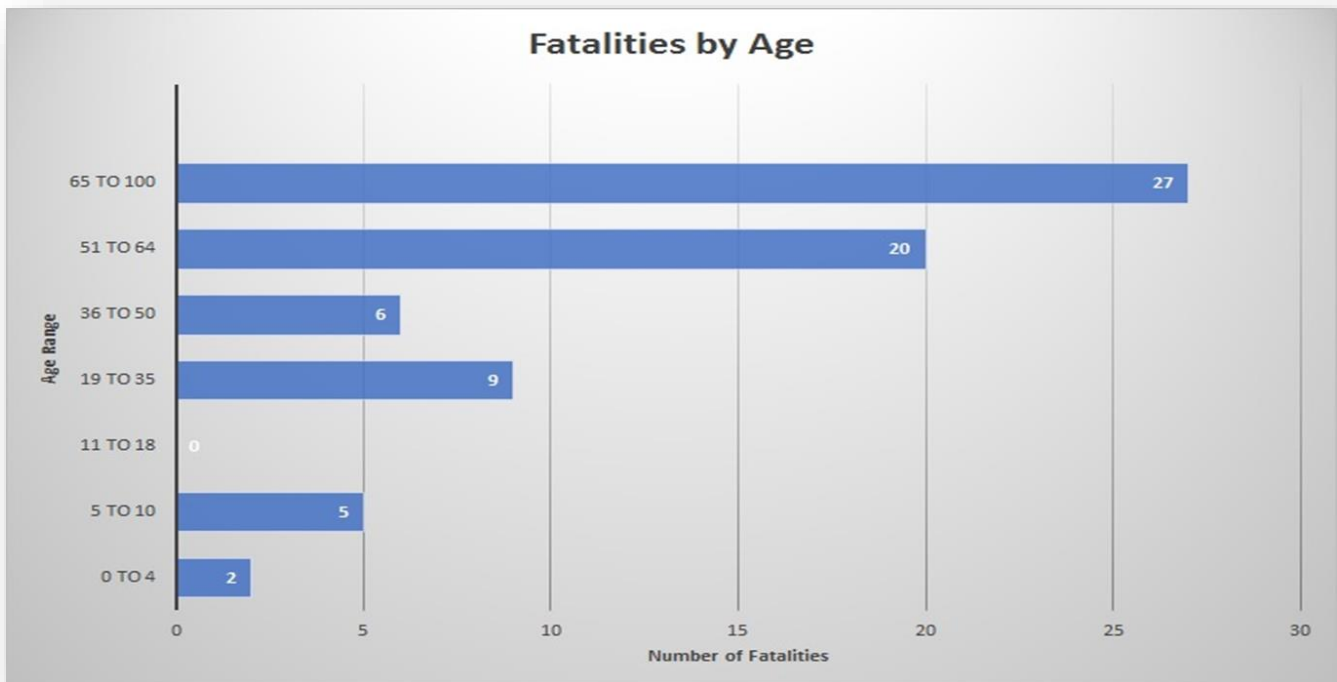
WEST VIRGINIA FALLS RIGHT IN LINE WITH THE NATIONAL TREND, MORE MEN DIED IN FIRES THAN WOMEN. 45 MEN WERE KILLED IN FIRES THIS FISCAL YEAR, COMPARED TO THE 25 WOMEN KILLED.



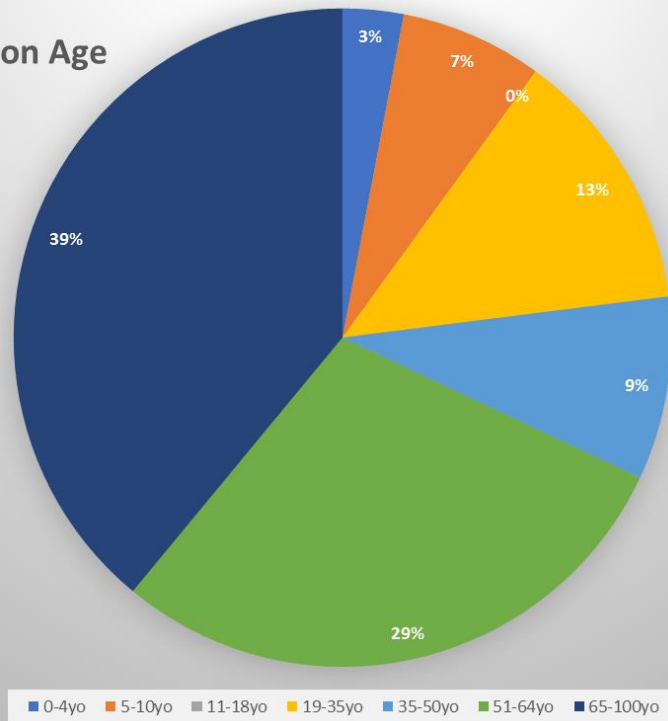
WHEN ADDRESSING FIRE RISK, IT IS IMPORTANT TO IDENTIFY VULNERABLE GROUPS. THIS INCLUDES CHILDREN, THE ELDERLY AND THOSE WITH DISABILITIES.

ACCORDING TO NFPA, AT AGE 65, PEOPLE ARE TWICE AS LIKELY TO BE KILLED OR INJURED BY FIRES COMPARED TO THE POPULATION AT LARGE. AND WITH OUR NUMBERS GROWING EVERY YEAR - IN THE UNITED STATES AND CANADA, ADULTS AGE 65 AND OLDER MAKE UP ABOUT 12 PERCENT OF THE POPULATION. US CENSUS REPORTS INDICATE 18% OF WEST VIRGINIAS POPULATION IS 65 AND OLDER.

HIGHER FIRE DEATH RATES ARE CORRELATED WITH SEVERAL SOCIOECONOMIC OR BEHAVIORAL CHARACTERISTICS OF THE STATE POPULATION, SUCH AS PERCENTAGE OF POPULATION LIVING IN POVERTY, ADULTS WHO DID NOT COMPLETE HIGH SCHOOL, ADULTS WHO SMOKE, AND POPULATION LIVING IN RURAL AREAS.



Fatal Fires Based on Age

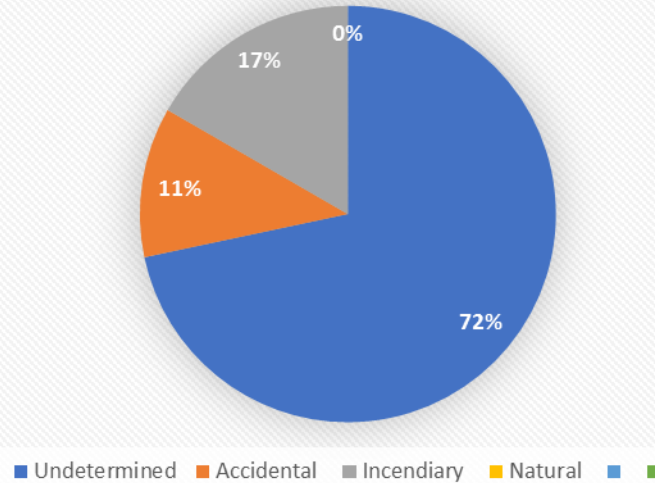


NATIONALLY NFPA HAS DETERMINED IN A 2015 REPORT THAT SMOKING HAS BEEN THE LEADING CAUSE OF HOME FIRE DEATHS FOR DECADES. TWO-THIRDS (66%) OF THE HOME SMOKING MATERIAL FIRE FATALITIES RESULTED FROM FIRES ORIGINATING WITH UPHOLSTERED FURNITURE OR WITH MATTRESSES OR BEDDING.

COOKING IS THE LEADING CAUSE OF HOME FIRES AND HOME FIRE INJURIES AND IS TIED FOR THE SECOND LEADING CAUSE OF HOME FIRE DEATHS. UNATTENDED COOKING IS THE LEADING FACTOR CONTRIBUTING TO THESE FIRES. FRYING POSES THE GREATEST RISK OF FIRE. MORE THAN HALF OF ALL COOKING FIRE INJURIES OCCURRED WHEN PEOPLE TRIED TO FIGHT THE FIRE THEMSELVES.

OUR AGENCY CLASSIFIES FIRES AS UNDETERMINED, ACCIDENTAL, INCENDIARY OR NATURALLY OCCURRING. WHILE 73% OF THE FATAL FIRES THAT OCCURRED ARE UNDETERMINED, MANY OF THOSE FIRES WERE MOST PROBABLY ACCIDENTAL DUE TO COOKING FIRES, SMOKING ON OXYGEN, ELECTRICAL FIRES, USE OF DRUGS OR ALCOHOL, OR UNDETERMINED DUE TO SEVERITY.

Fatal Fire Causes



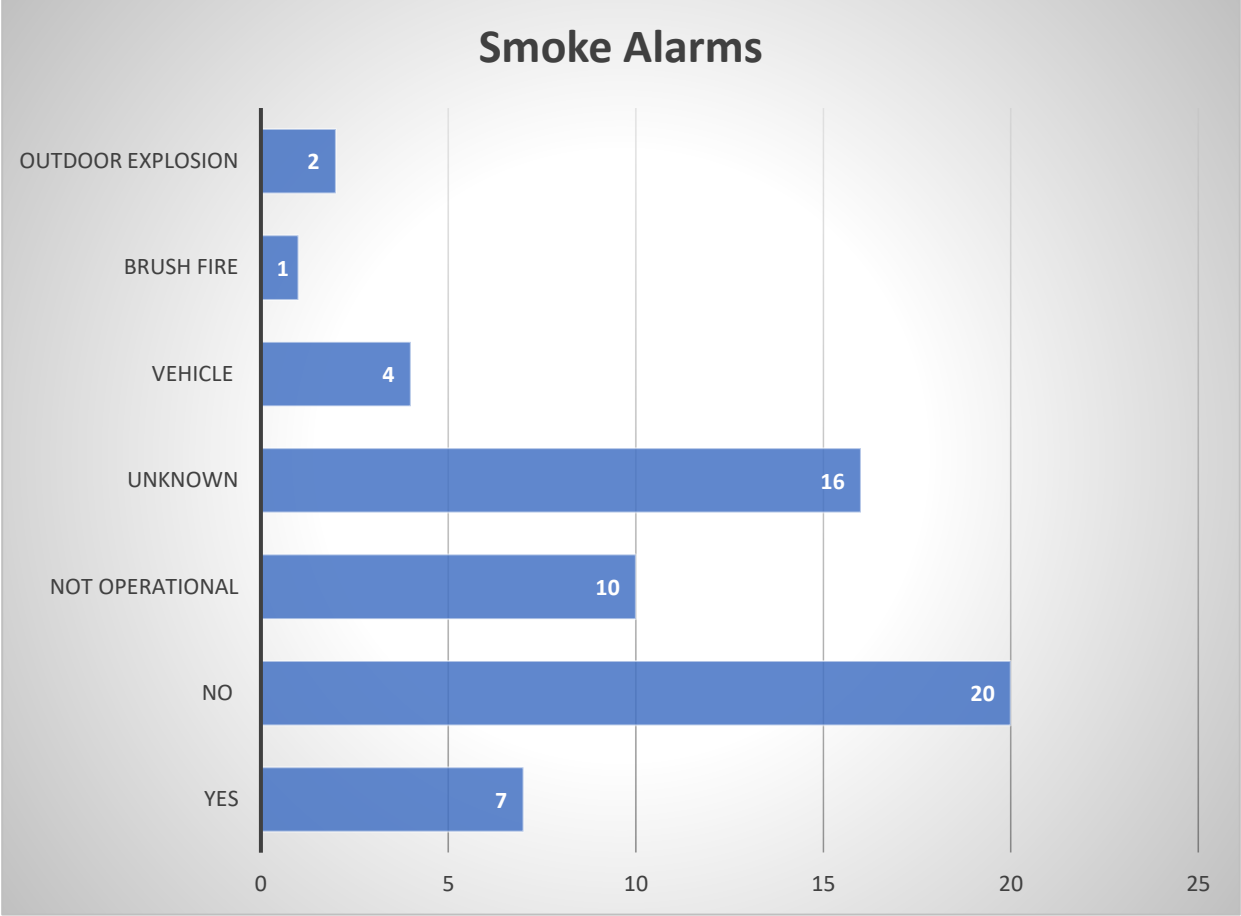
FIRES TODAY CAN DEVELOP MORE AGGRESSIVELY AND POTENTIALLY POSE MORE DANGERS THAN JUST A FEW DECADES AGO. THAT'S LARGELY BECAUSE THE CONTENTS AND CONSTRUCTION MATERIALS IN MODERN HOUSES CAN BE MUCH MORE VOLATILE THAN THEY USED TO BE.

PREVIOUSLY, FURNITURE WAS MADE WITH HARDWOODS; TODAY THE PREDOMINANT MATERIAL IS FAST-BURNING NON-HARDWOODS, INCLUDING PARTICLEBOARD. MATTRESSES AND COUCHES ONCE STUFFED WITH COTTON ARE TODAY FILLED WITH SYNTHETIC MATERIALS, INCLUDING ENERGY-RICH, HIGHLY COMBUSTIBLE SUBSTANCES SUCH AS POLYETHYLENE FOAM.

THE INTRODUCTION OF NEW LIGHTWEIGHT CONSTRUCTION MATERIALS IN RESIDENTIAL HOMES, WHICH CAN FAIL MUCH FASTER UNDER FIRE CONDITIONS THAN TRADITIONAL SOLID WOOD BEAMS, HAS ADDED TO THE PROBLEM. TAKEN TOGETHER, MODERN HOMES AND THEIR CONTENTS CAN BURN EIGHT TIMES FASTER THAN HOMES OF DECADES AGO, ACCORDING TO UNDERWRITERS LABORATORIES.

THIS INFORMATION MEANS THE 10 MINUTES YOU HAD TO GET OUT OF A BURNING BUILDING IN 1987 IS DECREASED BY 80%. THE TIME YOU MUST GET OUT OF A BURNING STRUCTURE IS NOW LESS THAN 2 MINUTES. ALL THIS INFORMATION PUTS AN EMPHASIS ON THE IMPORTANCE OF WORKING SMOKE ALARMS IN A HOME OR BUILDING.

MORE THAN HALF OF THE 60 FIRES THAT RESULTED IN DEATH THIS FISCAL YEAR DID NOT HAVE OR DID NOT HAVE WORKING SMOKE ALARMS, OF THE 7 FIRES WITH SMOKE ALARMS, TWO HAD DISABILITIES AND ALL FELL INTO THE HIGH-RISK CATEGORY, ONE CHILD, AND 6 OLDER ADULTS AGES 64-79 YEARS OLD.



OVERALL ASSESSMENT:

BASED ON THE IN-DEPTH ANALYSIS OF DATA COLLECTED IN FISCAL YEAR 2016-2017 WE FIND THAT FATAL FIRES ARE OCCURRING IN HOMES WITH NO WORKING SMOKING ALARMS, TYPICALLY WHERE OLDER ADULTS RANGING FROM 55 AND ABOVE. THESE OLDER ADULTS ARE TYPICALLY SMOKERS, LIVE ALONE, HAVE DISABILITIES, SPECIFICALLY MOBILE DISABILITIES. MANY OF THESE FIRES ARE OCCURRING IN THE EARLY MORNING HOURS OR OVERNIGHT. IF THE CAUSE OF FIRE IS DETERMINED IT CAN BE ATTRIBUTED TO ACCIDENTAL FIRES, WITH COOKING OR COOKING ON HOME OXYGEN. MANY OF THE FIRES WE SEE ARE IN RURAL AREAS AND BECOME A TOTAL BURN.

BASED ON THIS ANALYSIS WE HOPE TO CONTINUE OUR EFFORTS IN REACHING SENIORS, MAKING SURE THEY HAVE WORKING SMOKE ALARMS AS WELL AS AN ESCAPE PLANS.



FIRE SAFETY INSPECTION & PLANS REVIEW DIVISION

ANNUAL REPORT FY 2017

STAFF

DEPUTY STATE FIRE MARSHAL:	CLARENCE J. LEAKE
ASSISTANT STATE FIRE MARSHAL III:	
RUDY RAYNES	JOHN OLIVER
ASSISTANT STATE FIRE MARSHAL II:	
BRYAN CATO	TIMOTHY S. PROVAZNIK
DOUG GREGORY	JEFF ARMENTROUT
ASSISTANT STATE FIRE MARSHAL I:	
TIMOTHY W. MOUSE	TERRY RINEHART
NEVIN KILMER	MARK STEWART
SHAWN PETRY	BOBBY PALMER
JOHN HOLBEN	JAMES LEWIS
ASSISTANT STATE FIRE MARSHAL IN TRAINING:	
DEREK SESCO	LONNIE COGAR
VACANT	VACANT
VACANT	VACANT
FIRE SAFETY PLANS EXAMINER SUPERVISOR:	CLYDE A. CUMMINGS
FIRE SAFETY PLANS EXAMINER I:	VACANT
FIRE SAFETY PLANS EXAMINER I:	VACANT

SECRETARY I:

DAWN D. OWENS

OFFICE ASSISTANT II:

MONICA J. INGRAM

OFFICE ASSISTANT II:

SARAH ROBINETTE



INTRODUCTION:

THE FIRE SAFETY INSPECTION/PLANS REVIEW DIVISION STAFF CONSISTS OF ONE (1) FIELD DEPUTY FIRE MARSHAL, TWO (2) FIELD SUPERVISORS, SEVENTEEN (17) ASSISTANT FIRE MARSHALS, THREE (3) FIRE SAFETY PLANS REVIEWERS, ONE (1) DIVISIONAL SECRETARY AND TWO (2) OFFICE ASSISTANTS. THE ASSISTANT FIRE MARSHALS ARE ASSIGNED TO A DESIGNATED GEOGRAPHICAL TERRITORY RANGING FROM TWO (2) TO SIX (6) COUNTIES. FOUR (4) DIVISIONAL PERSONNEL ALSO ASSIST WITH THE REVIEW OF PLANS WHEN NECESSARY IN ADDITION TO THEIR INSPECTION DUTIES. DURING THIS PAST YEAR THE DIVISION HAS BEEN GOING THROUGH A TRANSITIONAL PERIOD WITH THE ADDITION OF THREE (3) NEWLY HIRED DIVISIONAL MEMBERS SINCE JULY 1, 2016. ALL ASSISTANT FIRE MARSHALS SERVE AS LIAISON FOR ALL FIRE MARSHAL SERVICES WITH THE LOCAL FIRE DEPARTMENTS AND THE GENERAL PUBLIC.

THE DIVISION'S DUTIES AND RESPONSIBILITIES INCLUDE:

- INSPECTION OF ALL TYPES OF OCCUPANCIES EXCEPT ONE AND TWO FAMILY DWELLINGS.
- ISSUE CITATIONS FOR FIRE CODE VIOLATIONS.
- ASSISTS THE LICENSING & REGULATORY DIVISION IN THE ENFORCEMENT OF THE LICENSING PROGRAMS, ELECTRICIAN, FIRE PROTECTION WORKER, FIREWORKS, ETC.
- ENFORCEMENT OF FIREWORKS REGULATIONS; MONITORING OF DISPLAY SITES, INVESTIGATION OF COMPLAINTS, SEIZURE OF ILLEGAL FIREWORKS.
- ENFORCEMENT OF BLASTING REGULATIONS AND INSPECTION OF EXPLOSIVES MAGAZINES AND BLASTING COMPLAINTS.
- ENFORCEMENT OF FOREST FIRE BURNING LAWS
- REGULATION OF ABOVEGROUND FLAMMABLE LIQUID STORAGE TANKS.
- CONDUCT FIRE SAFETY TRAINING EDUCATIONAL SEMINARS AND PUBLIC FIRE EDUCATION.
- PROVIDE ASSISTANCE TO THE FIRE/ARSON & EXPLOSIVES DIVISION AND OTHER LAW ENFORCEMENT AGENCIES.
- ASSIST FEDERAL GOVERNMENT IN THE IMPLEMENTATION OF THE FEDERAL HOTEL/MOTEL FIRE SAFETY ACT.
- RESPONSE TO DISASTERS
- ADMINISTERS LICENSING TESTS
- ADMINISTERS THE CERTIFIED FIRE INSPECTOR PROGRAM FOR NFPA
- ASSIST WITH CONDUCTING FIRE DEPARTMENT EVALUATIONS/FOLLOW-UPS
- CONDUCT FIRE INVESTIGATIONS IN BUILDINGS THAT ARE NORMALLY INSPECTED BY THIS OFFICE.

FIRE SAFETY INSPECTIONS

THIS FISCAL YEAR, SEVEN THOUSAND SIXTY (7,060) FIRE SAFETY INSPECTIONS, CONSULTATIONS, AND COMPLAINTS WERE CONDUCTED BY THE DIVISION. THIS IS AN INCREASE FROM THE PREVIOUS YEAR AND IS DUE TO THE EXTRA EFFORT AND HARD WORK OF THE DIVISIONAL PERSONNEL. INSPECTIONS CONTINUE TO BE PRIORITIZED AND LIMITED TO CERTAIN OCCUPANCIES. INCLUDED IN THIS YEAR'S REPORT ARE THE NUMBER OF COMPLAINT AND SYSTEM INSPECTIONS IN INDIVIDUAL CHARTS BY OCCUPANCY. ALSO INCLUDED IS A CHART FOR THE PAST FIVE YEARS OF INSPECTIONS BY OCCUPANCY. NOTE THAT EDUCATIONAL OCCUPANCIES CONTINUE TO DOMINATE THE LARGEST NUMBER OF INSPECTIONS.

IN ADDITION TO FIRE SAFETY INSPECTIONS, A SIGNIFICANT NUMBER OF MAN-HOURS WERE EXPENDED CONDUCTING FIRE SAFETY TRAINING AND EDUCATIONAL PROGRAMS, ADMINISTERING LICENSING TESTS, ASSISTING THE FIRE INVESTIGATION DIVISION AND DEPARTMENT TRAINING. ADDITIONAL EDUCATIONAL PROGRAMS INCLUDE: IN-SERVICE TRAINING TO COUNTY SCHOOL MAINTENANCE AND EDUCATIONAL STAFFS, PRESENTATIONS TO THE WEST VIRGINIA LANDLORDS ASSOCIATION, DEPARTMENT OF HEALTH AND HUMAN SERVICES SOCIAL WORKERS AND SANITARIANS, WEST VIRGINIA ADVOCATE EMPLOYEES DAY CARE AND RESIDENTIAL BOARD & CARE PROVIDERS, BUILDING CODE OFFICIALS AND THE WEST VIRGINIA HOSPITAL ENGINEERS ASSOCIATION.

PROFESSIONAL DEVELOPMENT OF OUR DIVISIONAL STAFF CONTINUES TO BE A HIGH PRIORITY. OUR FOCUS ON TECHNOLOGY WILL CONTINUE TO SIMPLIFY OUR BUSINESS PROCESSES, MAKING OUR SERVICES MORE ACCESSIBLE TO OUR CUSTOMERS. OUR DIVISIONAL PERSONNEL ARE CONSTANTLY STRIVING TO IMPROVE THEIR SKILLS AND KNOWLEDGE BY ATTENDING ADVANCED EDUCATIONAL PROGRAMS. THIS FISCAL YEAR A TOTAL OF THREE THOUSAND ONE HUNDRED FOURTEEN (3,114) HOURS WERE SPENT ON TRAINING.

TWO OF OUR MOST SIGNIFICANT PROJECTS THAT CONTINUE DURING THIS PAST FISCAL YEAR ARE THE PROCTOR AND GAMBLE COMPLEX LOCATED IN THE EASTERN PANHANDLE, SHOWN HERE, AND WEST VIRGINIA UNIVERSITY HOSPITAL SOUTH EAST TOWER ADDITION IN MORGANTOWN.

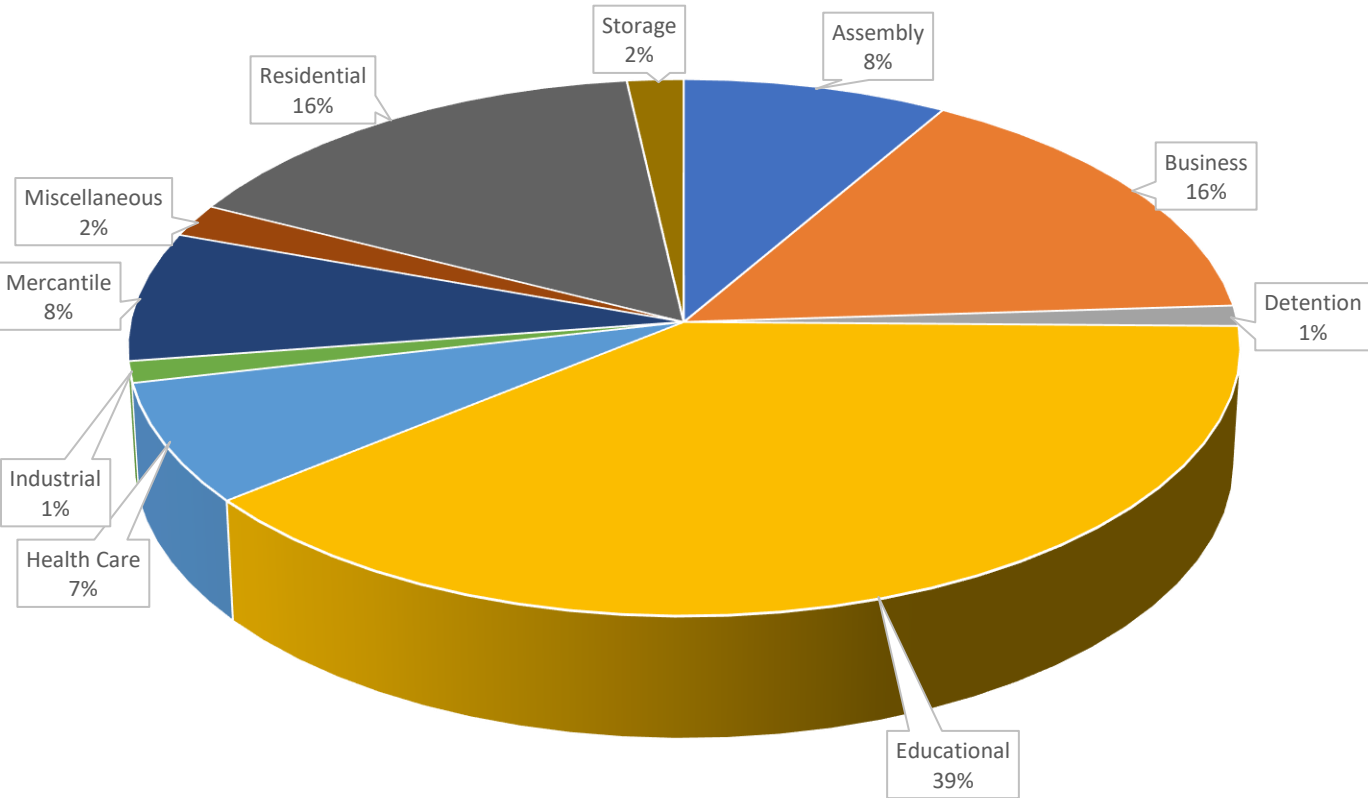


NUMEROUS CITATIONS WERE ISSUED THIS PAST FISCAL YEAR FOR VARIOUS FIRE CODE VIOLATIONS, RANGING FROM LOCKED EXITS, ILLEGAL STORAGE OF FIREWORKS TO IMPROPER LICENSING AND ILLEGAL/IMPROPER EXPLOSIVES/BLASTING. THE MAJORITY OF CITATIONS WERE WRITTEN TO INMATES HOUSED IN THE VARIOUS REGIONAL JAILS FOR TAMPERING WITH SPRINKLER HEADS.

Fire Safety Inspections by Occupancy

	INITIAL	CONSTR INSP	SYSTEM	ANNUAL	FOLLOW-UP	FINAL	FINAL W/CO	COMPLAINTS	CONSULT	DIVISION TOTALS
ASSEMBLY	48	308	54	32	30	39	32	11	42	596
Class A	3	96	9	15	1	8	10	5	21	168
Class B	4	50	10	4	3	3	6	1	5	86
Class C	41	162	35	13	26	28	16	5	16	342
BUSINESS	62	433	45	399	32	59	49	9	11	1099
DETENTION	0	0	0	85	0	0	0	0	2	87
EDUCATIONAL	83	269	61	2034	112	38	23	11	114	2745
Day Cares	78	31	5	405	48	16	4	6	5	598
Schools	5	221	54	1466	64	20	16	5	109	1960
Colleges & Universities	0	17	2	163	0	2	3	0	0	187
HEALTH CARE	5	124	20	287	5	30	17	2	23	513
Hospitals	1	74	12	133	3	26	5	2	14	270
Nursing Homes	3	31	4	141	0	3	11	0	9	202
Ambulatory Care	1	19	4	13	2	1	1	0	0	41
INDUSTRIAL	6	44	9	4	3	10	7	2	6	91
MERCANTILE	26	324	37	4	26	37	47	15	36	552
Class A	2	91	2	2	3	9	7	4	28	148
Class B	0	83	10	0	4	9	17	1	5	129
Class C	24	150	25	2	19	19	23	10	3	275
MISCELLANEOUS	35	32	4	41	0	1	0	8	19	140
RESIDENTIAL	22	304	59	446	58	51	35	103	32	1110
Hotel/Motel	2	57	16	10	15	9	3	57	6	175
Apartments	2	171	21	5	14	24	27	37	7	308
Dormitory	1	40	9	88	3	6	2	3	5	157
Rooming/Lodging	8	11	11	164	6	3	3	0	7	213
Dwellings	0	5	1	25	3	4	0	4	0	42
Board & Care	9	20	1	154	17	5	0	2	7	215
STORAGE	6	76	4	10	3	9	15	1	3	127
TOTALS	293	1914	293	3342	269	274	225	162	288	7060

LIFE SAFETY INSPECTIONS BY OCCUPANCY - 2016 - 2017

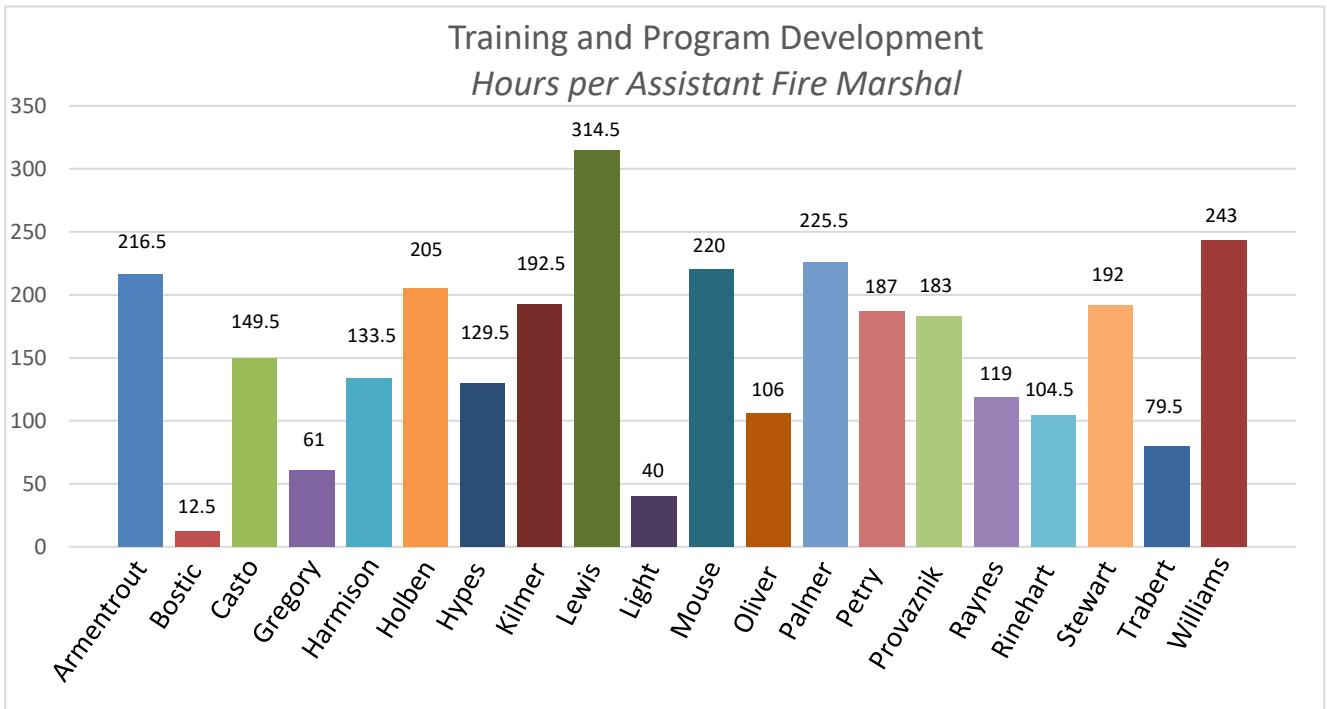


COMPLAINT INSPECTIONS

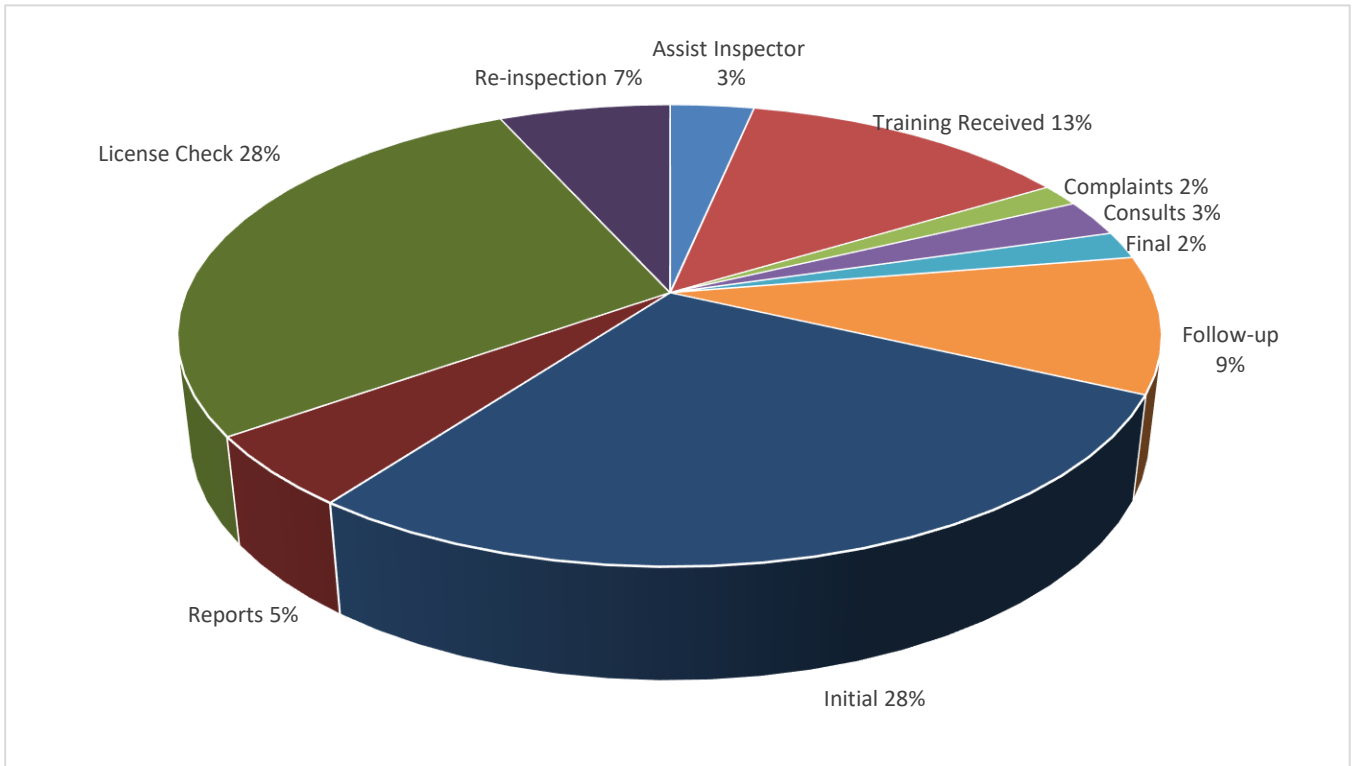
	Type of Complaints				
OCCUPANCY	BLASTING	ELECTRICAL	FIRE CODE	LICENSING	TOTALS
ASSEMBLY	0	1	8	2	11
BUSINESS	0	4	6	1	11
DETENTION	0	0	16	0	16
EDUCATIONAL	0	0	10	2	12
HAZARDOUS MATERIALS	0	0	0	0	0
HEALTH CARE	0	0	2	0	2
INDUSTRIAL	0	2	2	0	4
MERCANTILE	3	9	35	0	47
MISCELLANEOUS	3	6	6	0	15
RESIDENTIAL	0	3	103	0	106
STORAGE	0	0	1	0	1
TOTAL BY TYPE	6	25	189	5	225

SYSTEM INSPECTIONS

	TYPE OF SYSTEM								
OCCUPANCY	FAS	AES	FIRE PUMP	FM200	GENERATOR	HVAC	SMOKE MGMT	SPKR	TOTALS
ASSEMBLY	18	29	0	0	1	3	1	9	61
BUSINESS	21	8	1	1	6	0	1	7	45
DETENTION	0	0	0	0	0	0	0	0	0
EDUCATIONAL	39	8	1	0	0	5	0	12	65
HAZARDOUS MATERIALS	0	0	0	0	0	0	0	0	0
HEALTH CARE	13	1	0	0	4	0	1	4	23
INDUSTRIAL	2	3	2	0	0	0	0	2	9
MERCANTILE	14	24	0	0	0	2	0	7	47
MISCELLANEOUS	0	3	0	0	0	0	0	1	4
RESIDENTIAL	30	7	2	0	3	0	1	19	62
STORAGE	0	1	1	1	0	0	0	2	5
TOTAL BY TYPE	251	150	10	2	22	20	7	113	575



FIREWORKS



2016 - 2017 FIREWORKS INSPECTIONS BY OCCUPANCY

	INITIALS	FOLLOW-UP	RE-INSPECTION	CONSULTATION	LICENSE CHECK	CONSTRUCTION	SPECIAL ASSIGNMENT	FINAL	COMPLAINT	PLANS WALK-IN	TOTALS
ASSEMBLY					9						9
BUSINESS	1			1	1						3
FIREWORKS - INDOOR	1	1									2
FIREWORKS - CFRS	12	4	7		17	1		1			42
FIREWORKS - OUTDOOR					49				1		50
FIREWORKS - MAGAZINE	3				2						5
FIREWORKS - MERCANTILE	25	2	7		81			3			118
FIREWORKS - STAND	10	1	2	1	2				1		17
FIREWORKS - TENT	130	62	26	2	11			1	2		234
FIREWORKS - WHOLESALE	2										2
MISCELLANEOUS	19	12	2	9	62			2	3		109
TOTALS	203	82	44	13	234	1	0	7	7	0	591

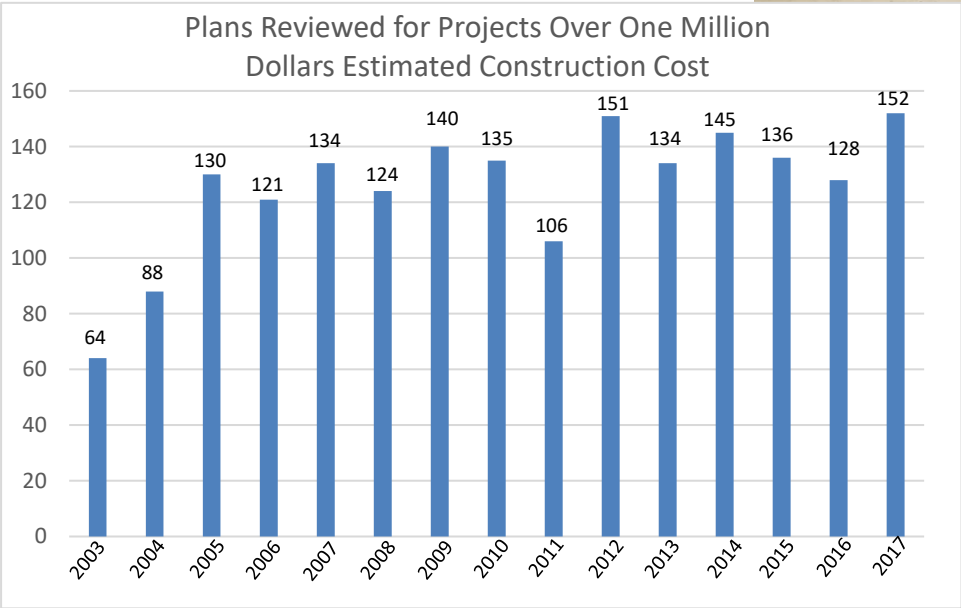
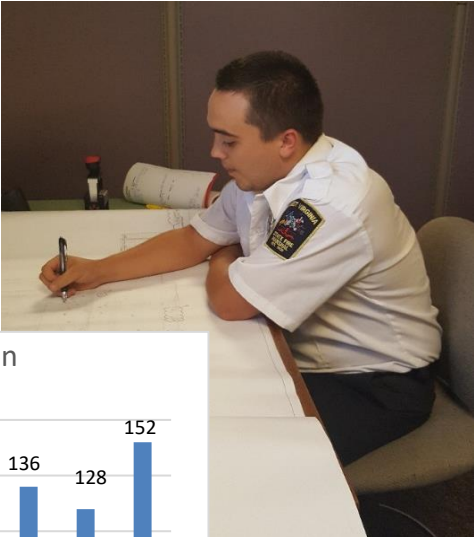


PLANS REVIEW SECTION:

THE PLANS REVIEW SECTION DEDICATES A SIGNIFICANT AMOUNT OF TIME AND RESEARCH TO TELEPHONE CALLS AND WALK-IN CONSULTATIONS REGARDING CODE INTERPRETATIONS. THESE DIRECT CONTACTS ASSIST DESIGNERS AND OWNERS WITH PROPER CODE REQUIREMENTS DURING THE EARLY DEVELOPMENT OF THE PROJECT UNDER CONSIDERATION. THESE CONTACTS ARE NOT A FORMAL REVIEW OF PLANS; HOWEVER, THIS PROCEDURE HAS PROVEN TO ELIMINATE COSTLY AND TIME-CONSUMING CHANGES DURING THE DESIGN AND CONSTRUCTION PHASE OF THE PROJECT. IN ADDITION THIS DIVISION ASSISTS THE PUBLIC AND BUSINESS OWNERS IN ANSWERING GENERAL FIRE CODE QUESTIONS THRU TELEPHONE CALLS AND VARIOUS TYPES OF OTHER CORRESPONDENCE.

THIS SECTION ACCOMPLISHES A FORMAL REVIEW OF THE PLANS WHEN CONSTRUCTION DOCUMENTS ARE SUBMITTED. THIS IS AN IN-DEPTH REVIEW OF ALL ARCHITECTURAL AND MECHANICAL PLANS FOR CODE COMPLIANCE. SPECIALIZED SYSTEMS SUCH AS FIRE ALARMS, AUTOMATIC SPRINKLER SYSTEMS, HOOD SUPPRESSION AND SMOKE MANAGEMENT SYSTEMS ARE REVIEWED AT THE TIME OF SUBMITTAL OF THE CONSTRUCTION DOCUMENTS.

THIS FISCAL YEAR ONE THOUSAND FIVE HUNDRED AND SIXTY-FIVE (1,565) PLANS WERE REVIEWED. OF THESE PLANS ONE HUNDRED FIFTY-TWO (152) WERE PROJECTS THAT EXCEEDED ONE MILLION DOLLARS. IN THE PAST FIVE YEARS WE HAVE REVIEWED AND PROVIDED CONSTRUCTION INSPECTIONS FOR OCCUPANCY FOR OVER SEVEN BILLION DOLLARS OF CONSTRUCTION. IN AN EFFORT TO BECOME MORE EFFICIENT DURING THE REVIEW, CONSTRUCTION AND FINAL INSPECTION FOR OCCUPANCY STAGES, ON LARGE PROJECTS BOTH THE REVIEWER AND AREA FIRE MARSHAL WILL CONDUCT BOTH THE REVIEW PROCESS AND INSPECTION STAGES UNTIL THE BUILDING IS OCCUPIED.



PLANS REVIEWED BY OCCUPANCY

FY13 – FY17

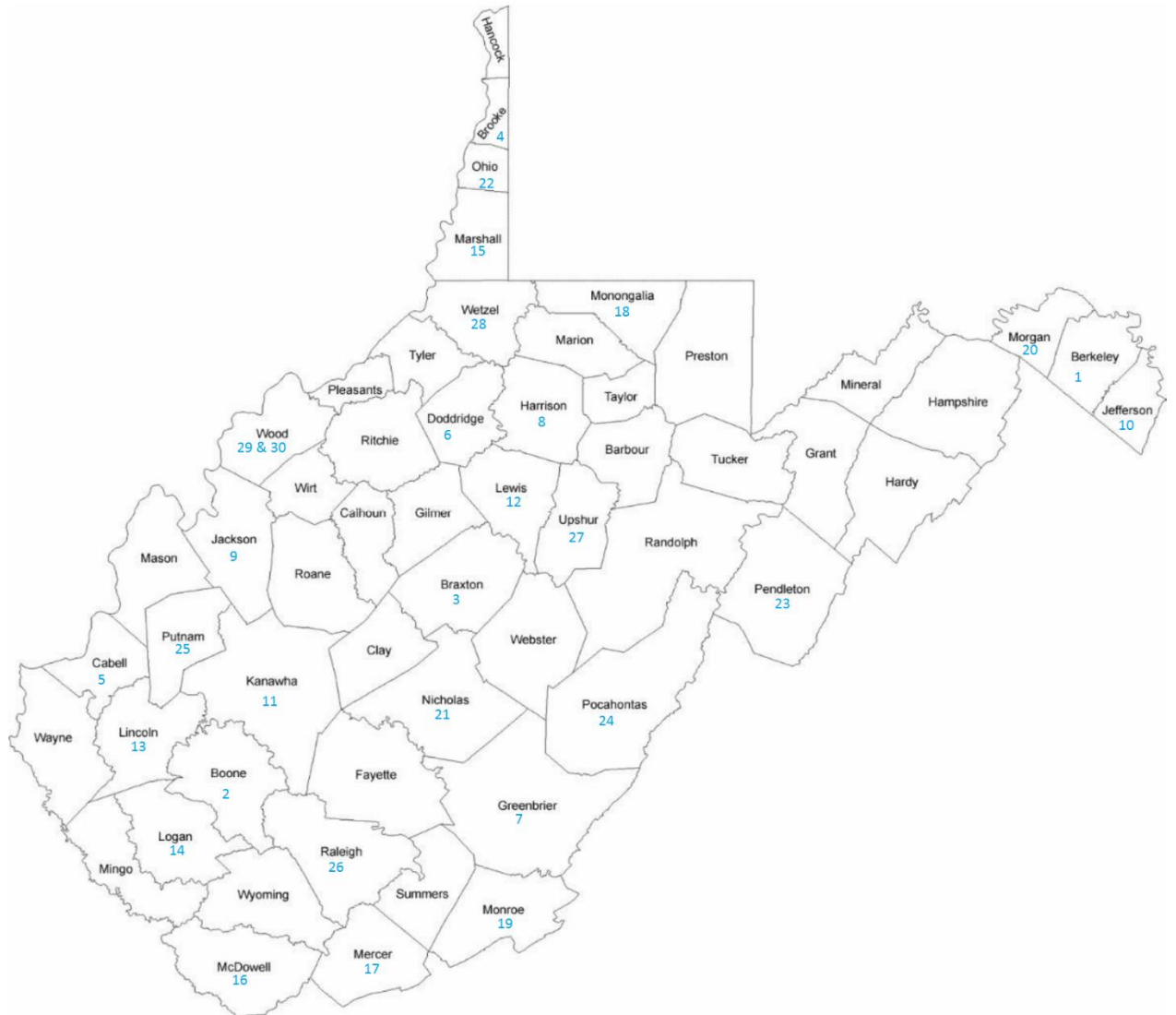
OCCUPANCY	FY 2013	FY 2014	FY 2015	FY 2016	FY 2017
EDUCATIONAL	188	210	126	151	144
ASSEMBLY	315	302	287	240	264
HEALTH CARE	127	143	107	140	118
DETENTION	4	11	6	4	5
RESIDENTIAL	136	170	258	252	213
MERCANTILE	262	272	278	250	314
BUSINESS	356	423	255	306	344
INDUSTRIAL	71	34	78	57	62
STORAGE	63	63	68	70	70
DAY CARE	25	28	21	15	15
RB&C	29	18	10	18	16
TOTALS	1576	1674	1494	1503	1565

PLANS REVIEWED BY TYPE

FY13 FY17

TYPE OF PLAN	FY 2013	FY 2014	FY 2015	FY 2016	FY 2017
ARCHITECTURAL	607	648	608	648	643
SPRINKLER SYSTEM	238	284	258	283	294
HOOD SUPP. SYSTEM	169	192	173	120	141
FIRE ALARM SYSTEM	479	472	392	410	439
FM 200 SYSTEM	0	2	9	4	6
AGST	43	33	29	21	27
CARPET	43	42	25	17	15
UNCLASSIFIED	0	1	0	0	0
TOTALS	1579	1674	1494	1503	1565

SAMPLING OF PROJECTS – FY 2016 - 2017

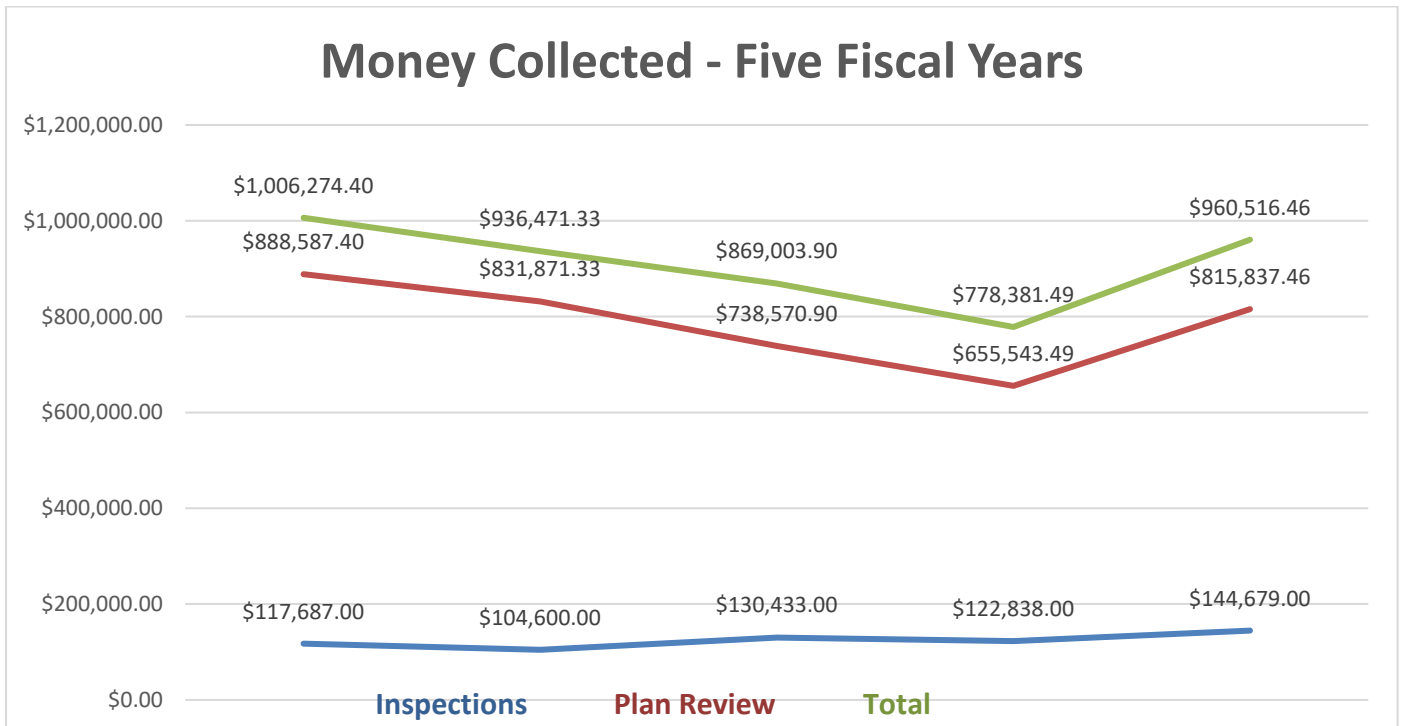


- | | |
|----------------------------------------------------|------------------------------------------------------------|
| 1. Proctor & Gamble | 16. Willow Creek Health Clinic |
| 2. Donald R Kuhn Juvenile Center New Vocation Bldg | 17. Princeton Community Hospital ENT |
| 3. Fresenius Medical Center | 18. Goodwill |
| 4. Weirton Medical Center Breast Care Center | 19. Monroe Health Center |
| 5. Bojangles | 20. Pines Opportunity Center |
| 6. Doddridge County Courthouse | 21. Med Express Urgent Care |
| 7. Morgan Manor | 22. WV Northern Community College NESCO Bldg |
| 8. Aldi | 23. Seneca Compressor Station |
| 9. New Ravenswood Middle School | 24. Gesundheit Institute Teaching Center |
| 10. Grace Baptist Church | 25. Calvary Baptist Church |
| 11. Herbert Hoover High School Modular | 26. New Raleigh Elementary School |
| 12. Jane Lew Truck Stop | 27. Fred W Eberle Technical & Career Center |
| 13. Alum Creek Church of Christ | 28. Paden City High School Classroom Renovation |
| 14. Logan Senior Living | 29. Camden Clark Memorial Hospital New Medical Office Bldg |
| 15. Marshall County EMS | 30. Parkersburg Eberly Housing |

INSPECTION AND PLAN REVIEW

MONEY COLLECTED

MONEY COLLECTED - FIVE FISCAL YEARS					
DEPARTMENT	FY 2013	FY 2014	FY 2015	FY 2016	FY 2017
INSPECTIONS	\$117,687.00	\$104,600.00	\$130,433.00	\$122,838.00	\$144,679.00
PLAN REVIEW	\$888,587.40	\$831,871.33	\$738,570.90	\$655,543.49	\$815,837.46
TOTALS	\$1,006,274.40	\$936,471.33	\$869,003.90	\$778,381.49	\$960,516.46



FIRE INVESTIGATION DIVISION ANNUAL REPORT FY 2017



MORGAN COUNTY. PHOTO BY ASFM RICK SOVASTION.

STAFF

DEPUTY STATE FIRE MARSHAL: JASON D. BALTIC, CFI, CFEI

ASSISTANT STATE FIRE MARSHAL III:

NORTHERN REGIONAL SUPERVISOR: ASFM GEORGE HARMS, CFEI, CVFEI

SOUTHERN REGIONAL SUPERVISOR: ASFM ROBERT RODES II, CFI, CFEI, CVFEI

ASSISTANT STATE FIRE MARSHAL II:

RONALD AYERSMAN, CFI, CFEI
SHAWN L. ALDERMAN, CFI, CFEI
TIM CHASTAIN, CFEI

ASSISTANT STATE FIRE MARSHAL I:

RICK SOVASTION, ECT
RYAN P. MCFARLAND
LARRY HAMRICK

ASSISTANT STATE FIRE MARSHAL IN TRAINING:

PAUL ALLOWAY
JUSTIN ENGLAND

SECRETARY I: VALERIE J. CARPENTER

INTRODUCTION:

THE INVESTIGATION DIVISION CURRENT AUTHORIZED STAFFING LEVEL IS ONE (1) FIELD DEPUTY STATE FIRE MARSHAL, ELEVEN (11) ASSISTANT STATE FIRE MARSHALS, AND ONE (1) SECRETARY, WHEN FULLY STAFFED.

EACH FIRE MARSHAL HAS A DESIGNATED GEOGRAPHICAL TERRITORY RANGING IN SIZE FROM FOUR (4) TO EIGHT (8) COUNTIES. THE FIRE MARSHAL'S PRIMARY DUTIES ENCOMPASS ALL ASPECTS OF FIRE/ARSON IDENTIFICATION AND ENFORCEMENT INCLUDING DETERMINING FIRE ORIGIN AND CAUSE, FIRE DEATH INVESTIGATIONS, EXECUTING STATE OR FEDERAL SEARCH/ARREST WARRANTS AND SUBSEQUENTLY PROVIDING EXPERT TESTIMONY IN CRIMINAL AND CIVIL TRIALS. IN ADDITION, EACH FIRE MARSHAL IS RESPONSIBLE FOR EXPLOSIVES RELATED INVESTIGATION/ENFORCEMENT IN THEIR RESPECTIVE AREAS.

MANY NON-ARSON RELATED VIOLATIONS ARE IDENTIFIED DURING THE COURSE OF AN ARSON INVESTIGATION, AND ARE GENERALLY REFERRED TO OTHER FEDERAL, STATE OR LOCAL LAW ENFORCEMENT AGENCIES FOR INVESTIGATION/PROSECUTION.



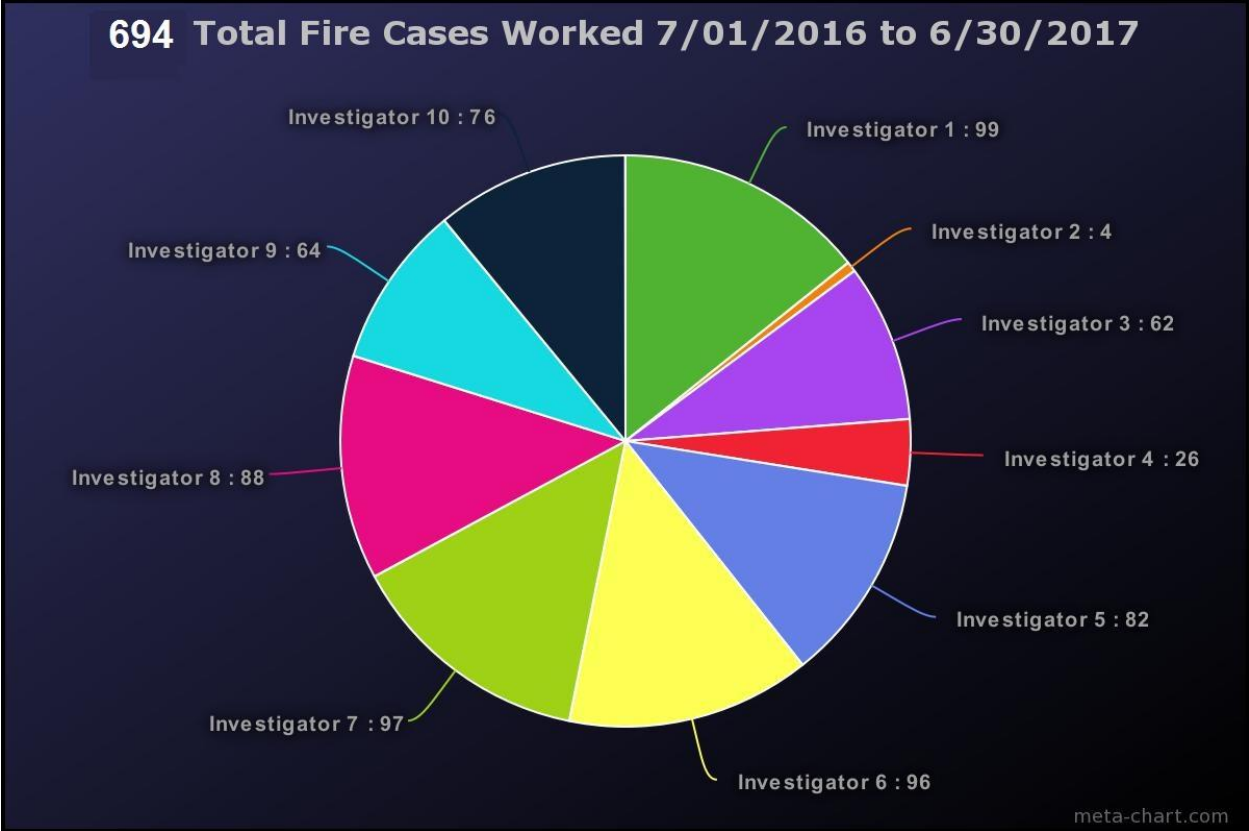
MONONGALIA COUNTY. PHOTO BY DSFM JASON D. BALTIC

INVESTIGATIONS CASES WORKED:

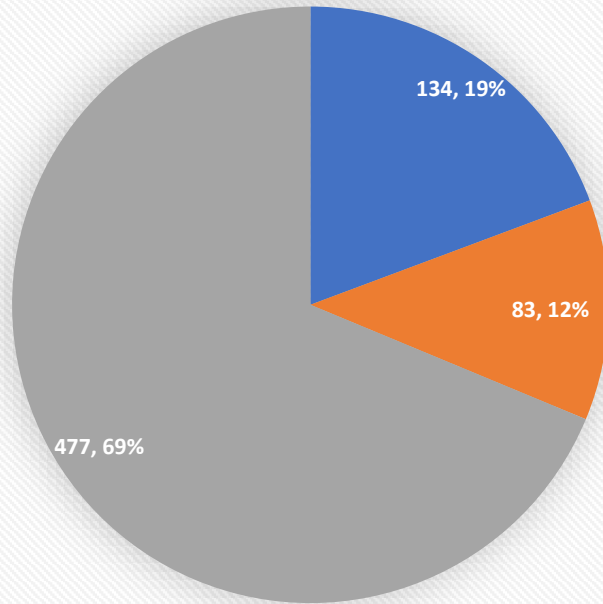
THERE WERE SEVEN-HUNDRED AND EIGHT (708) INCIDENTS CALLED INTO THE ARSON HOTLINE REQUESTING AN INVESTIGATION IN THE FISCAL YEAR 2017. OUT OF THAT NUMBER, INVESTIGATORS RESPONDED TO SIX-HUNDRED, NINETY-FOUR (694) INCIDENT SCENES AND CONDUCTED INVESTIGATIONS.

INCIDENTS ARE CALLED INTO THE STATE ARSON HOTLINE (1-800-233-3473, FIRE) AND ARE FROM THERE SENT TO THE DEPUTY STATE FIRE MARSHAL FOR THE DIVISION AS WELL AS SOUTHERN AND NORTHERN REGIONAL SUPERVISORS. CASES ARE DISTRIBUTED BASED ON GEOGRAPHICAL AREA AND BY THE INVESTIGATOR'S CASE LOAD.

OUT OF THE SIX HUNDRED, NINETY-FOUR (694) CASES WORKED BY STATE FIRE MARSHAL INVESTIGATORS, ONE HUNDRED, THIRTY-FOUR (134) OF THOSE WERE DETERMINED TO BE INCENDIARY, (83) WERE CLASSIFIED AS ACCIDENTAL AND FOUR HUNDRED SEVENTY-SEVEN (477) WERE OF UNDETERMINED CAUSE.



Classifications of Fire Incidents for FY 2017



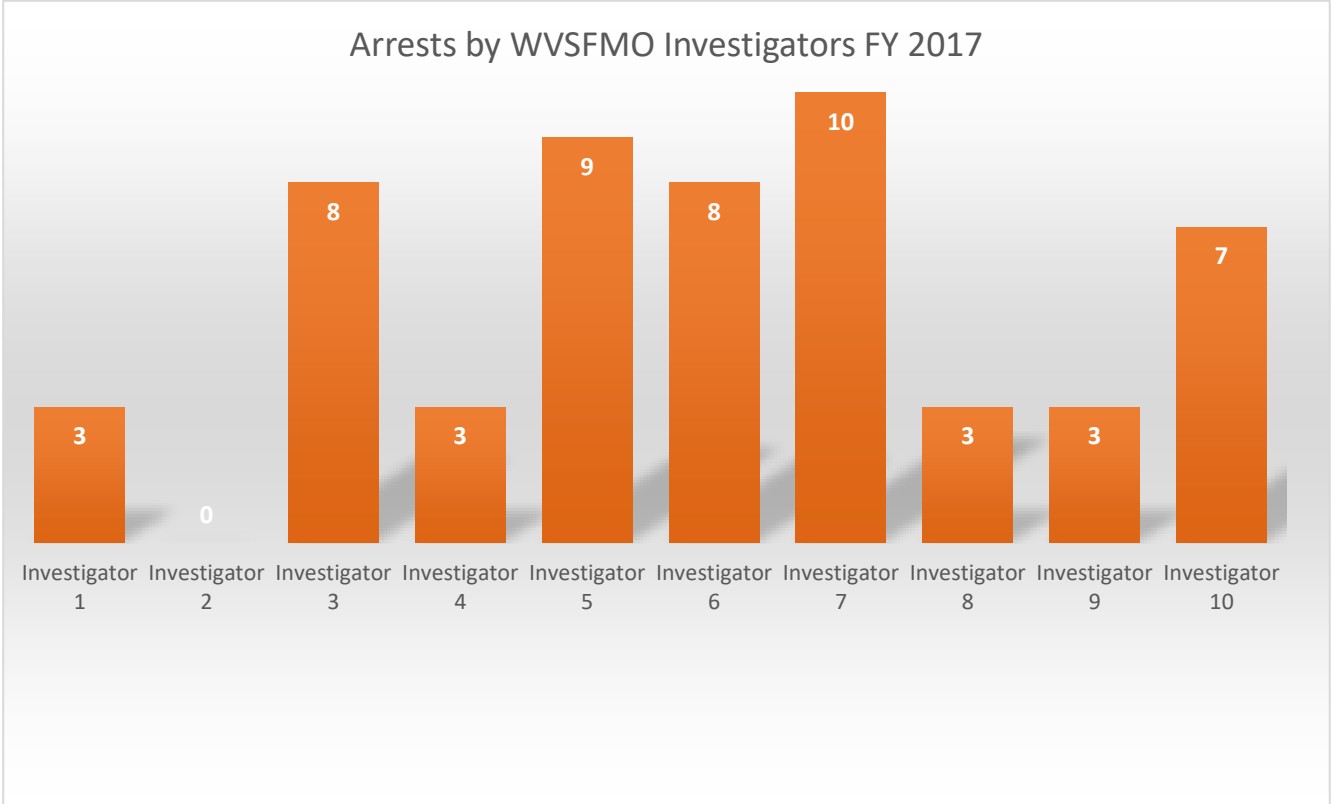
■ Incendiary ■ Accidental ■ Undetermined



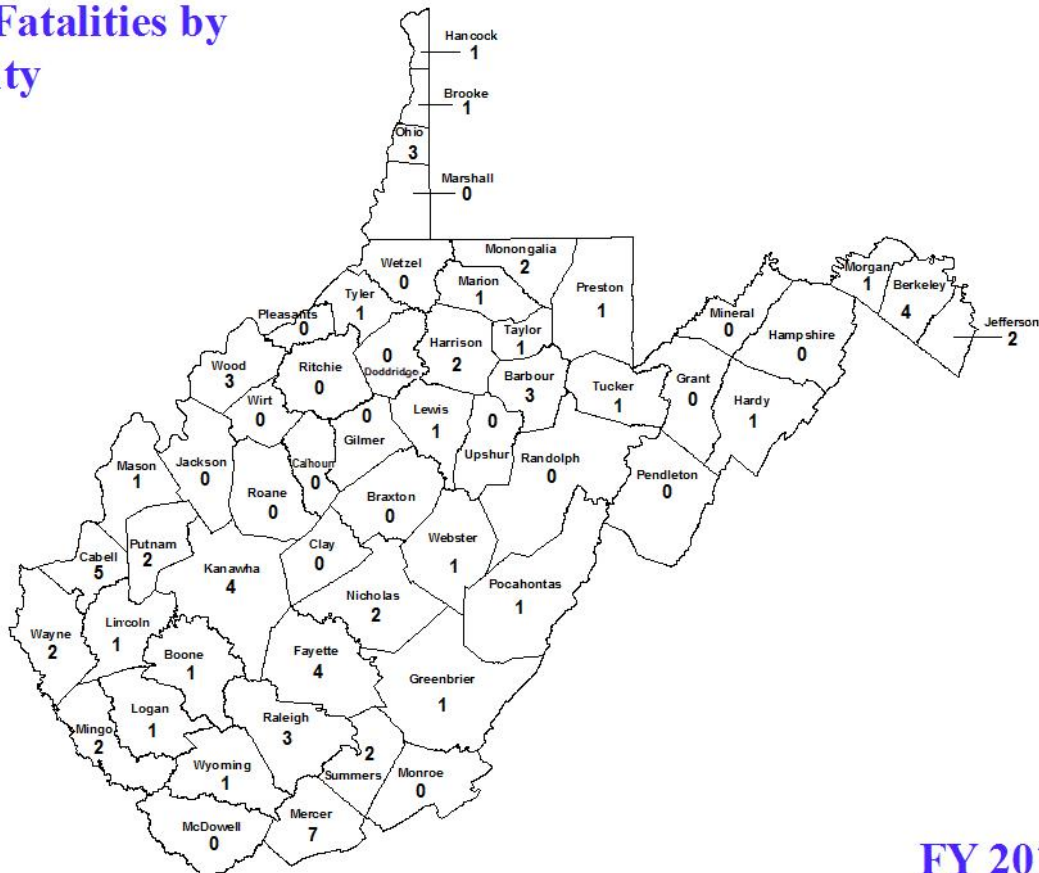
MCDOWELL COUNTY. PHOTO BY ASFM ROBERT RODES II.

ARRESTS:

OUT OF ONE HUNDRED, THIRTY-FOUR (134) INCIDENTS CLASSIFIED AS INCENDIARY, FIFTY-FOUR (54) INDIVIDUALS WERE ARRESTED AS A RESULT OF THESE INCIDENTS. AMONG THESE, THERE WERE FORTY-EIGHT (48) ADULTS AND SIX (6) JUVENILES. THE TOTAL PERCENTAGE OF ARRESTS FOR THE 2017 FISCAL YEAR IS FORTY PERCENT (40%).



Fire Fatalities by County



FY 2017

FIRE FATALITIES:

THERE WERE SEVENTY (70) FATALITIES DURING THE YEAR, THE RESULT OF SIXTY (60) FIRES. EIGHT (8) OF THESE RESULTED IN MULTIPLE FATALITIES. OUT OF THE SIXTY (60); FORTY-TWO (42) WERE CLASSIFIED AS UNDETERMINED, ELEVEN (11) AS ACCIDENTAL, AND SEVEN (7) AS INCENDIARY. THE STATE REMAINS AT A HIGH NUMBER OF FIRE FATALITIES PER CAPITA IN THE NATION. ACCORDING TO A RECENT REPORT RELEASED BY THE NATIONAL FIRE PROTECTION ASSOCIATION (NFPA), THE STATE OF WEST VIRGINIA WAS RANKED SECOND IN THE NATION BEHIND MISSISSIPPI FOR THE PERCENTAGE OF FIRE DEATHS PER MILLION OF THEIR POPULATION.



**WEST VIRGINIA
STATE FIRE MARSHAL'S OFFICE
1207 QUARRIER STREET
CHARLESTON, WV 25307
(304) 558-2191**

WWW.FIREMARSHAL.WV.GOV



WV State Fire Marshal



@WVfiremarshal