

EIGHTY-SEVENTH
ANNUAL REPORT



WEST VIRGINIA MUNICIPAL BOND COMMISSION

ANNUAL SUMMARY OF RECEIPTS & DISBURSEMENTS
JULY 1, 2007 – JUNE 30, 2008

WEST VIRGINIA MUNICIPAL BOND COMMISSION

Suite 401
1207 Quarrier Street
Charleston WV 25301
(304) 558-3971
FAX (304) 558-1280
munibondcomm@state.wv.us
www.state.wv.us/MunicipalBondCommission

CHRISTOPHER G. MORRIS
STATE TAX COMMISSIONER, CHAIR

JOHN D. PERDUE
STATE TREASURER

GLEN B. GAINER III
STATE AUDITOR

JOHN ROACH
MEMBER

LARRY CHAPMAN
MEMBER

SARA L. BOARDMAN
EXECUTIVE DIRECTOR

KATHRYN M. WILT
ACCOUNTANT

CAROL L. KRAFT
RECONCILIATION ADMINISTRATOR

PATRICIA A. LANHAM
OFFICE ASSISTANT

**WEST VIRGINIA
MUNICIPAL BOND COMMISSION**

**Annual Summary of
Receipts and Disbursements
July 1, 2007 - June 30, 2008**

Account Numbers 7250 and 7251

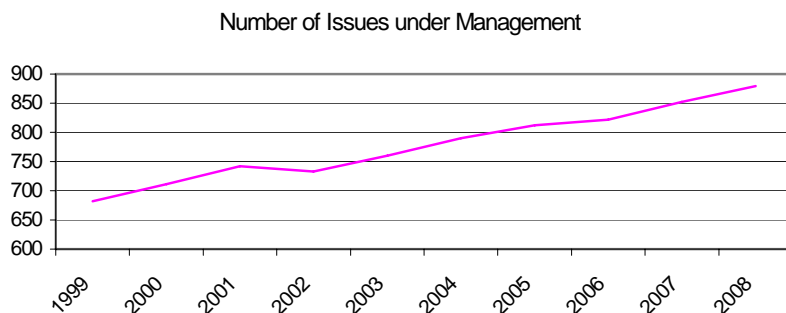
	FY 06-07	FY 07-08
Beginning Balance, July 1	\$ 174,774,975.95	\$ 211,370,362.59
Add: Remittances	222,570,885.28	174,354,650.02
Public Utility Taxes	5,488,621.62	5,333,824.31
Interest Earned on:		
Escrowed Investments	8,072,645.51	1,814,796.37
Pool Investments	1,125,977.21	7,448,582.10
Discount Earned on:		
Matured Escrowed Investments	0.00	0.00
Miscellaneous	0.00	0.00
Total Receipts	237,258,129.62	188,951,852.80
Beginning Balance plus Receipts	412,033,105.57	400,322,215.39
Less: Principal Paid	124,717,270.49	118,719,332.52
Interest Paid	59,893,883.54	61,269,374.99
Bondholder Adm Fee Paid	1,805,211.39	1,936,556.56
Premium Paid on:		
Matured Escrowed Investments	560,814.47	6,531.02
Bonds Retired Early	466,300.00	0.00
Refunds to Issuers	12,946,461.45	26,205,380.77
Bank Fees Paid	16,231.00	6,331.00
MBC Fees Paid	246,249.14	272,268.09
IMB Fees Paid	8,455.98	10,906.63
Legal Advertisements	1,865.52	5,897.20
Miscellaneous	0.00	0.00
Total Disbursements	200,662,742.98	208,432,578.78
Ending Balance, June 30	\$ 211,370,362.59	\$ 191,889,636.61

THE MUNICIPAL BOND COMMISSION

Report of the Executive Director

In 1921, The West Virginia Legislature created the State Sinking Fund Commission to act as the fiscal agent/trustee for the bond issues of the State and its political subdivisions. The agency was charged with the responsibility of receiving the deposits of the various issuers, investing them for maximum return consistent with State statute and bond ordinance requirements, disbursing funds to the appropriate paying agent banks or bondholders to meet debt services, receiving and reconciling cancelled securities, maintaining and reporting the financial accounts of each depositor, and aiding the issuers in the management of their resources. The agency would encourage the financial growth of the State by helping to maintain a receptive financial market for West Virginia bond issues through professional management services and to provide a central information source. In 1977, the name of the Commission was changed to the Municipal Bond Commission.

The Commission is composed of five members: State Tax Commissioner Christopher G. Morris, Chairman; State Treasurer John D. Perdue, member; State Auditor Glen B. Gainer III, member; Larry Chapman; member of the Gilmer County Commission, member; and John Roach, former Mayor of Oceana, Wyoming County, member. The Commission elects an Executive Director who is responsible for the day to day operations of the Commission. The Commission meets periodically to oversee the operations of the staff.



(tax levy) bond issues of the county commissions, municipalities, and school districts of the State. It determines levy requirements for all such issues each year. In the eighty-seven years since the creation of the Commission, the State has not had a default or slow payment on any general obligation issue in the State.

The Commission is also appointed fiscal agent for revenue bond issues of municipalities and their utilities. Additional accounts are maintained for State agency revenue bonds including bridges, colleges and universities. The Commission also serves as fiscal agent for most, though not all, public service districts. It does not handle State general obligation bonds (roads and schools), State and local housing

bonds, Parkway Authority, School Building Authority bond issues, or any industrial development bond issues. The Commission works closely with the WV Infrastructure and Jobs Development Council, the Water Development Authority, the WV Department of Environmental Protection, and the WV Bureau of Public Health in the management of their water and sewer infrastructure projects. The Commission also maintains many reserve accounts for the US Department of Agriculture bond issues. At present, 880 bond issues and 1995 accounts are under supervision.

For seventy-six years, the Legislature has made a blanket appropriation annually to cover possible deficiencies that could arise in State and general obligation sinking fund accounts. This act, in part, reads:

Sinking Fund Deficiencies-There is hereby appropriated to the Governor a sufficient amount to meet a deficiency that may arise...in the funds of the Municipal Bond Commission because of the failure of any State agency for either general obligation or revenue bonds or any local taxing district for general obligation bonds to remit funds necessary for the payment of interest and sinking fund requirement. The Governor is authorized to transfer from time to time such amounts to the Municipal Bond Commission as may be necessary for (this purpose).

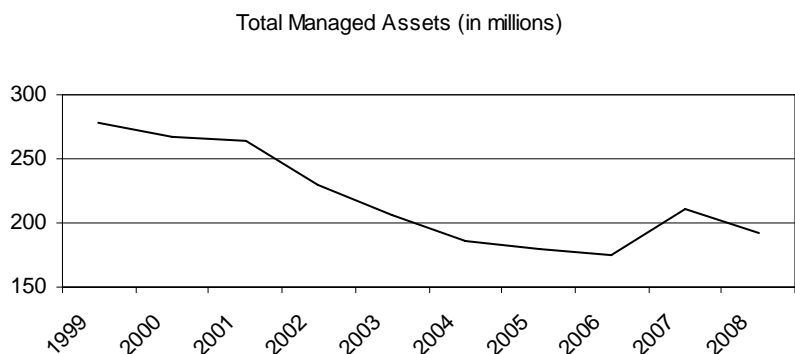
Standard & Poor has recognized this annual Legislative appropriation and the Commission's management as a Credit Enhancement Program, and has awarded all West Virginia general obligation bonds administered by the Commission a minimum rating of AA-.

S&P comments favorably on the Commission's oversight program of all local general obligation debt in this rating. Moody's has also recognized the supervision of the Commission.

The Commission also maintains discretionary accounts, called 7251, where State and local governments may deposit surplus funds for investment. All funds on deposit with the Commission are invested to earn interest. As of June 30, 2008, the Commission held the following managed assets:

Pool Investments	\$152,871,267.22
Escrowed Investments	<u>27,374,229.15</u>
Total Investments	\$180,245,496.37
Cash	<u>11,644,140.24</u>
Total Managed Assets	<u>\$191,889,636.61</u>

This is a decrease of 9.22% compared with a year earlier.



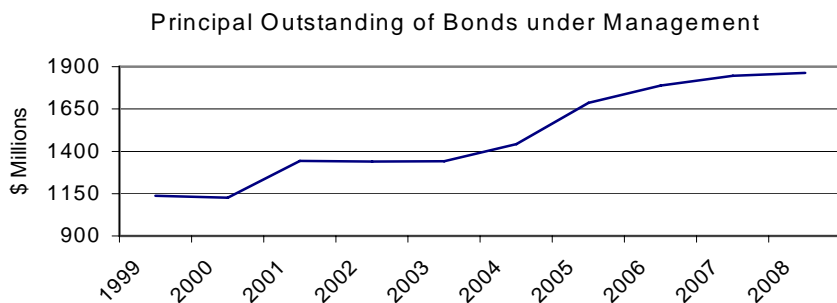
Pool investments of the Commission are held in a Government Money Market Pool, which is maintained at the Board of Treasury Investments. This Pool is limited to full faith and credit US Treasury and Agency investments of less than 13 months maturity, and has an average portfolio maturity not exceeding 90 days. The Pool is under the supervision of an outside professional investment manager. Other investments held by the Commission, primarily escrowed investments held in trust to defease specific bond issues, are maintained in separate accounts outside the Pool. These investments are made only at the direction of the issuers. The Pool's yield decreased for the year. The average yield of Pool investments for the 2007-2008 fiscal year was 4.203%.

RECENT DEVELOPMENTS

Forty-eight new issues were received during the year and twenty paid out. Total issues managed at year end were 880, with original principal outstanding of \$2.51 billion. Current total principal outstanding of these issues is \$1.863 billion. Many issues have not yet drawn their full

Distribution of Issues		
Percent		Principal Outstanding
71.0	Water and/or Sewer	\$ 1,321,820,332
15.3	County Schools	284,890,000
12.0	Higher Education	223,320,000
<u>1.7</u>	Other	<u>32,714,284</u>
100.0		\$1,862,744,616

loan. Approximately 95% (by number) of these issues and 71% (by principal outstanding) are for Water and/or Sewer projects. Second were county school issues with 15% of principal outstanding, followed by Higher Education issues with 12% principal outstanding. The Commission handles a small number of issues for BANS, Parking, Improvements, Civic Center and Hospitals. The Commission serves as fiscal agent for issues from every county in the state, as well as some State government issues. Of our 880 active issues, the Commission serves as paying agent for 844 issues (96%), and pays the remainder through 14 paying agent banks throughout the nation. Continued increase in issues handled is expected in the coming years, as the State expands its infrastructure development and public services.



Since 1991, the Commission has financed its operations from fees assessed for its services. This fee is maintained at 26/100 of 1% of the debt service paid for each issue, with a maximum of no more than \$2,000 per issue or series per year.

STATEMENT OF 7250 DEBT SERVICE ACCOUNT

	Account Balance		Principal Outstanding June 30, 2008	% Chg in \$ Amount 2007-2008	Number of Issues	Prin Out Net of Escrow Issues June 30, 2008
	June 30, 2007	June 30, 2008				
<u>State Issues:</u>						
Colleges & Universities	29,693,844.17	10,108,183.66	\$ 223,320,000	-12.47%	5	\$ 215,795,000
<u>County Issues:</u>						
County Commission Revenue	741,640.80	814,922.39	25,966,181	-0.67%	8	25,966,181
County Commission General Obligation	259,198.83	233,746.11	1,205,000	-11.40%	2	1,205,000
County School General Obligation	47,957,598.36	51,266,825.23	284,890,000	-0.39%	26	272,290,000
	<u>48,958,437.99</u>	<u>52,315,493.73</u>	<u>312,061,181</u>		<u>36</u>	<u>299,461,181</u>
<u>Municipal Issues:</u>						
Municipal Revenue	64,046,601.15	66,885,630.81	692,125,946	+3.70%	423	692,119,946
Municipal General Obligation	223,673.29	234,700.68	4,970,000	-20.10%	2	4,970,000
	<u>64,270,274.44</u>	<u>67,120,331.49</u>	<u>697,095,946</u>		<u>425</u>	<u>697,089,946</u>
<u>Public Service Districts:</u>	35,462,791.97	38,937,082.15	630,267,487	+4.24%	414	628,922,487
Public Utility Taxes Suspense Account	2.25	2.25				
Bank Commission Suspense Account	59.09	195.32				
	<u> </u>	<u> </u>	<u> </u>			
Total Assets:	<u>\$ 178,385,409.91</u>	<u>\$ 168,481,288.60</u>	<u>\$ 1,862,744,614</u>	<u>+0.86%</u>	<u>880</u>	<u>\$ 1,841,268,614</u>
Cash	\$ 9,073,734.98	\$ 11,639,640.46				
Escrowed Investments	48,331,593.48	27,374,229.15				
Pool Investments	120,980,081.45	129,467,418.99				
	<u>\$ 178,385,409.91</u>	<u>\$ 168,481,288.60</u>				
Percentage Change		-5.55%				

	<u>COUNTY COMMISSION BOND ISSUES</u>		
	<u>COLLEGES & UNIVERSITIES</u>	<u>GENERAL OBLIGATION</u>	<u>REVENUE</u>
Beginning Balance, July 1, 2007	\$ 29,693,844.17	\$ 259,198.83	\$ 741,640.80
Add: Remittances	24,510,385.00	88,401.58	2,152,921.35
Public Utility Taxes		98,672.28	0.00
Interest Earned on:			
Escrowed Investments	1,057,098.07	0.00	0.00
Pool Investments	431,090.01	12,549.59	43,270.19
Discount Earned on:			
Matured Escrowed Investments	0.00	0.00	0.00
Miscellaneous	0.00	0.00	0.00
Total Receipts	<u>25,998,573.08</u>	<u>199,623.45</u>	<u>2,196,191.54</u>
Beginning Balance plus Receipts	55,692,417.25	458,822.28	2,937,832.34
Less: Principal Paid	32,161,900.00	155,000.00	933,786.94
Interest Paid	12,306,510.56	69,492.50	1,153,809.24
Bondholder Adm Fee Paid	0.00	0.00	20,251.36
Premium Paid on:			
Matured Escrowed Investments	0.00	0.00	0.00
Bonds Retired Early	0.00	0.00	0.00
Refunds to Issuers	1,093,194.91	0.00	9,582.00
Bank Fees Paid	1,725.00	0.00	0.00
MBC Fees Paid	14,964.07	583.67	5,480.41
IMB Fees Paid	5,939.05	0.00	0.00
Legal Advertisements	0.00	0.00	0.00
Miscellaneous	0.00	0.00	0.00
Total Disbursements	<u>45,584,233.59</u>	<u>225,076.17</u>	<u>2,122,909.95</u>
Ending Balance, June 30, 2008	<u><u>\$ 10,108,183.66</u></u>	<u><u>\$ 233,746.11</u></u>	<u><u>\$ 814,922.39</u></u>

COUNTY AND LOCAL

7250

COUNTY SCHOOL DISTRICTS	PUBLIC SERVICE DISTRICTS	MUNICIPAL BOND ISSUES		TOTAL
		GENERAL OBLIGATION	REVENUE	
\$ 47,957,598.36	\$ 35,462,791.97	\$ 223,673.29	\$ 64,046,601.14	\$ 178,385,348.56
39,085,279.40	35,264,365.76	1,393,445.91	60,852,565.00	163,347,364.00
5,042,417.19	0.00	192,734.84	0.00	5,333,824.31
516,905.08	79,614.71	0.00	161,178.51	1,814,796.37
1,632,009.73	1,484,191.69	13,101.24	2,592,770.14	6,208,982.59
0.00	0.00	0.00	0.00	0.00
0.00	0.00	0.00	0.00	0.00
<u>46,276,611.40</u>	<u>36,828,172.16</u>	<u>1,599,281.99</u>	<u>63,606,513.65</u>	<u>176,704,967.27</u>
94,234,209.76	72,290,964.13	1,822,955.28	127,653,114.79	355,090,315.83
29,020,000.00	18,936,407.22	1,250,000.00	36,262,238.36	118,719,332.52
13,882,640.63	12,208,582.90	335,312.50	21,313,026.66	61,269,374.99
0.00	780,022.10	0.00	1,136,283.10	1,936,556.56
2,178.56	0.00	0.00	4,352.46	6,531.02
0.00	0.00	0.00	0.00	0.00
8,585.79	1,347,931.83	7.34	1,922,724.91	4,382,026.78
2,600.00	0.00	500.00	1,506.00	6,331.00
47,434.98	80,467.18	2,434.76	120,903.03	272,268.10
3,944.56	470.75	0.00	552.27	10,906.63
0.00	0.00	0.00	5,897.20	5,897.20
0.00	0.00	0.00	0.00	0.00
<u>42,967,384.52</u>	<u>33,353,881.98</u>	<u>1,588,254.60</u>	<u>60,767,483.99</u>	<u>186,609,224.80</u>
<u>\$ 51,266,825.24</u>	<u>\$ 38,937,082.15</u>	<u>\$ 234,700.68</u>	<u>\$ 66,885,630.80</u>	<u>\$ 168,481,091.03</u>

7250

SUMMARY OF INVESTMENTS AS OF JUNE 30, 2008
(at cost)

7250

	<u>June 30, 2007</u>	<u>June 30, 2008</u>
Investment Pool	\$ 120,980,081.45	\$ 129,467,418.99
Escrowed Investments:		
College Revenues:		
WV State College System 97-A	7,959,049.00	0.00
WV State University Sys (MU) 00-B Rev	7,668,688.00	7,279,580.00
WV State University Sys 97-A Rev	10,122,319.00	0.00
Public Service District Revenues:		
Berkeley County 06-A Sewer Ref Res	316,510.58	316,882.60
Jefferson 03-A Sewer	1,432,491.00	1,385,562.00
Municipal Revenues:		
Clay 70 Water & Sewer	2,763.52	1,215.12
Weston 69 Sewer	22,688.95	0.00
County School General Obligation:		
Jefferson 89	4,736,818.00	3,262,724.00
Ohio 93	16,070,265.43	15,128,265.43
Total Escrowed Investments:	<u>48,331,593.48</u>	<u>27,374,229.15</u>
TOTAL INVESTMENTS	<u>\$ 169,311,674.93</u>	<u>\$ 156,841,648.14</u>

7251	DEPOSITS FOR INVESTMENT			7251
	<u>STATE</u>	<u>LOCAL CURRENT EXPENSE</u>	<u>LOCAL CAP. OUTLAY & PERM. IMP.</u>	<u>7251 GRAND TOTAL</u>
Beginning Balance July 1, 2007	\$ 2,303,616.88	\$ 30,278,027.70	\$ 403,308.09	\$ 32,984,952.67
Add: Remittance	0.00	11,007,286.02	0.00	11,007,286.02
Int. Earned Pool	<u>99,139.51</u>	<u>1,130,842.15</u>	<u>9,617.85</u>	<u>1,239,599.51</u>
Beginning Balance plus Receipts	2,402,756.39	42,416,155.87	412,925.94	45,231,838.20
Less: Refunds	<u>0.00</u>	<u>21,557,140.77</u>	<u>266,349.42</u>	<u>21,823,490.19</u>
Ending Balance June 30, 2008	<u>\$ 2,402,756.39</u>	<u>\$ 20,859,015.10</u>	<u>\$ 146,576.52</u>	<u>\$ 23,408,348.01</u>

SUMMARY OF INVESTMENTS OUTSTANDING AS OF JUNE 30, 2008

(All investments for 7251 are in the Board of Treasury
Investment's Government Money Market Pool, and are carried at cost.)

<u>Account</u>	<u>June 30, 2007</u>	<u>June 30, 2008</u>
State Discretionary	\$ 2,303,476.01	\$ 2,402,615.52
Local Current Expense	30,277,464.28	20,855,306.45
Capitol Outlay/Permanent Impr.	<u>403,308.40</u>	<u>145,926.26</u>
Total Investments	32,984,248.69	23,403,848.23
Cash	<u>1,703.98</u>	<u>4,499.78</u>
Total	<u>\$ 32,985,952.67</u>	<u>\$ 23,408,348.01</u>

NEW BOND ISSUES TO BE ADMINISTERED BY THE MUNICIPAL BOND COMMISSION

July 1, 2007 - June 30, 2008

<u>Issue Date</u>	<u>Issue Amount</u>	<u>Issue</u>	<u>Final Maturity</u>
6/6/2008	\$ 396,000	Barrackville Sewer Revenue, Series A	04/01/2048
12/21/2007	2,300,000	Berkeley County PSD Water Revenue, Series A	12/01/2025
1/24/2008	9,500,000	Berkeley County PSD Water Revenue	12/01/2037
4/16/2008	1,200,000	Boone County PSD Sewer Revenue, Series A	03/01/2048
8/27/2007	75,000	Boone-Raleigh PSD Sewer Note	09/01/2013
8/27/2007	45,000	Boone-Raleigh PSD Water Note	09/01/2009
6/26/2008	5,000,000	Canyon PSD Sewer Revenue, Series A	06/01/2048
4/16/2008	115,500	Century-Volga PSD Water Revenue, Series A	04/01/2028
6/26/2008	9,000,000	Charleston Sewer Revenue, Series A	03/01/2030
3/27/2008	3,712,815	Crab Orchard-MacArthur PSD Sewer Revenue, Series A	10/01/2025
5/16/2008	600,000	Elkins Sewer Refunding Revenue, Series A	05/01/2019
10/11/2007	5,577,760	Fairmont Sewer Revenue, Series A	03/01/2029
6/26/2008	2,750,000	Fairmont Water Revenue, Series A	09/01/2039
11/14/2007	320,000	Farmington Sewer Revenue, Series A	09/01/2047
5/6/2008	400,000	Frankfort PSD Water Revenue, Series A	03/01/2048
9/13/2007	68,229	Friendly PSD Water Revenue, Series A	06/01/2028
11/13/2007	354,818	Gauley River PSD Water Revenue, Series A	09/01/2047
4/16/2008	1,325,000	Gilmer County PSD Water Revenue, Series A	03/01/2048
3/11/2008	135,800	Grantsville Sewer Revenue, Series A	01/01/2048
12/20/2007	147,560	Grant Town Water Revenue, Series A	09/01/2028
8/28/2007	1,850,000	Greater St Albans PSD Sewer Revenue, Series A	12/01/2038
12/27/2007	5,500,000	Huntington Sewer Refunding Revenue	11/01/2023
6/18/2008	2,005,000	Jefferson County PSD Sewer Revenue, Series A	12/01/2038
7/12/2007	3,747,000	Kenova Sewer Revenue, Series A	06/01/2047
7/12/2007	4,649,209	Kenova Sewer Revenue, Series B	06/01/2047
8/28/2007	200,000	Lavalette PSD Water Revenue, Series A	03/01/2028
4/9/2008	4,500,000	Logan County PSD Sewer Revenue, Series A	03/01/2048
6/26/2008	4,468,000	Logan Sewer Revenue, Series A	06/01/2048
2/6/2008	2,187,000	Marlinton Water & Sewer Revenue, Series A	12/01/2048
9/26/2007	1,225,000	Marshall County PSD #4 Water Revenue, Series B	06/01/2039
11/2/2007	643,800	Marshall County Sewer District Revenue, Series A	09/01/2047
11/2/2007	200,000	Marshall County Sewer District Revenue, Series B	09/01/2038
8/14/2007	8,500,000	Morgantown Water & Sewer Revenue, Series A	06/01/2029
11/28/2007	646,600	Mt. Hope Water and Sewer Revenue, Series A	03/01/3039
10/23/2007	52,801	New Haven PSD Water Revenue, Series A	12/01/2028
10/23/2007	41,286	New Haven PSD Water Revenue, Series B	12/01/2028
5/29/2008	313,929	Nitro Sewer Revenue, Series A	04/01/2048
8/28/2007	1,043,821	Pea Ridge PSD Sewer Revenue, Series A	09/01/2038

NEW BOND ISSUES TO BE ADMINISTERED BY THE MUNICIPAL BOND COMMISSION

July 1, 2007 - June 30, 2008

<u>Issue Date</u>	<u>Issue Amount</u>	<u>Issue</u>	<u>Final Maturity</u>
7/12/2007	1,391,300	Preston County PSD Water Revenue, Series A	06/01/2047
7/12/2007	806,838	Preston County PSD Water Revenue, Series B	12/01/2038
1/28/2008	3,680,000	Putnam PSD Sewer Revenue, Series A	06/01/2029
6/6/2008	509,000	Putnam PSD Sewer Revenue, Series B	06/01/2048
1/28/2008	1,436,000	Putnam PSD Water Revenue, Series A	10/01/2047
10/23/2007	767,031	Sophia Sewer Revenue, Series A	03/01/2029
6/26/2008	215,300	War Water Revenue, Series A	06/01/2048
2/20/2008	80,000	Wayne Sewer Revenue, Series A	03/01/2028
5/6/2008	2,000,000	Welch Sewer Revenue, Series A	03/01/2048
9/18/2007	3,047,000	Weston Sewer Revenue, Series A	06/01/2047
	<u>\$ 98,729,397</u>	48 New Issues	

PAID OUT ISSUES ADMINISTERED BY THE MUNICIPAL BOND COMMISSION

July 1, 2007 - June 30, 2008

<u>Issue Date</u>	<u>Issue Amount</u>	<u>Issue</u>	<u>Paid Out</u>
09/12/2002	\$ 500,000	Beckley Sewer Notes, Series A	09/01/2007
08/26/2002	90,000	Clarksburg Sewer Notes, Series C	08/01/2007
07/15/1996	4,925,000	Crab Orchard-MacArthur PSD S Ref Rev, Series A, Called	03/27/2008
07/31/2003	68,800	Culloden PSD Sewer Revenue, Series B	10/01/2007
12/08/1971	73,000	Danese PSD Water Revenue, Called	01/01/2008
04/28/1970	275,000	Danese PSD Water Revenue, Called	01/01/2008
12/08/2005	84,180	Flatwoods-Canoe Run PSD Water Revenue, Series B	10/01/2007
11/01/1993	7,100,000	Huntington Sewer Refunding Revenue, Called	03/01/2008
11/30/2006	740,000	Huntington Sewer Refunding Revenue, Called, Series B	11/01/2007
11/17/2008	154,000	Logan Cty PSD Sewer Design Notes, Series A, Called	04/01/2008
05/01/2003	4,500,000	Marion County Schools GO	05/01/2008
01/01/1969	3,600,000	Marshall University Center Revenue, Called	07/01/2007
07/01/1997	10,000,000	Morgantown Water & Sewer Refunding Revenue	10/01/2007
03/23/2000	450,000	Moundsville Sewer System Line of Credit Note Revenue	09/01/2007
12/01/1957	137,000	Pax Water Revenue	10/01/2007
06/01/1978	920,000	Philippi Waterworks Refunding Revenue, Called	06/01/2008
03/01/1966	170,000	Piedmont Sewer Revenue	01/09/2008
06/01/1969	519,000	Weston Sewer Revenue	06/01/2008
11/01/1997	9,920,000	WV State College System Improve Revenue, Called	04/01/2008
11/01/1997	12,610,000	WV State University System Improve Revenue, Called	04/01/2008
	<u>\$ 56,835,980</u>	20 Paid Out Issues	

PAYING AGENT BANKS and ESCROW TRUSTEES

<u>PAYING AGENT</u>	<u>TRUSTEE</u>	<u>BANK NAME AND ADDRESS</u>
BANC OF AMERICA		Banc of America Public Capital Corp, PO Box 100918, Atlanta, GA 30384-0918
BBT-GOV FINANCE		BB&T Governmental Finance, 5130 Parkway Plaza Blvd., Building #9, Charlotte, NC 28217
BK OF NEW YORK		Bank of New York, 385 Rifle Camp Road, 3rd Floor, Corporate Trust, W. Patterson NJ 07424
CITY NB-CHAS	CITY NB	City National Bk, Trust Dept, 3601 MacCorkle Ave SE, Charleston WV 25304
DAVIS TRUST CO		Davis Trust Co, 227 Davis Ave, PO Box 1429, Elkins WV 26241-1429
DEPOSITORY TRUST		Depository Trust Company, 55 Water Street, New York NY 10041
F COMM B MERCER	F COMMB	First Community Bank of Mercer Cty (Flat Top NB), Trust Dept, 211 Federal St, Bluefield WV 24701
F CENTURY BK		First Century Bank, PO Box 1559, 500 Federal St, Bluefield WV 24701-1559
HUNTINGTON B-CO	HUNT-CO	Huntington National Bank, Corporate Trust Department - EA4E63, 7 Easton Oval, Columbus OH 43219
LOGAN BK & TRUST		Logan Bank and Trust Co., 43 Washington Avenue, Logan WV 25601
SUMMIT BANK		Summit Community Bank (S Branch Valley NB), PO Box 680, 310 N Main St, Moorefield WV 26836
US BANK		US Bank Trust Nat'l Assoc (fm State St), Corporate Trust Services, PO Box 64111, St Paul, MN 55164-0111
UNION B-TYLER C		Union Bank of Tyler County, PO Box 145, Middlebourne WV 26149
UNITED B-CHAS	UNB-CHA	United Bank (KB&T), Trust Dept, PO Box 393, Charleston WV 25392
WESBANCO-WHEEL	WESBA-W	WesBanco (Wheeling Dollar S&T), Trust Dept, 1 Bank Plaza, Wheeling WV 26003-3562

BOND COUNSELS

Code	Name	Address	Telephone
BRD	Bowles, Rice, McDavid, Graff & Love (Davis, Bailey, Pfalzgraf & Hall)	501 Avery St, PO Box 49, Parkersburg WV 26101-0049	304-485-8500
BRM	Bowles, Rice, McDavid, Graff & Love	600 Quarrier St, PO Box 1386, Charleston WV 25301	304-347-1100
C&C	Chapman & Cutler	111 West Monroe St, Chicago IL 60603	312-845-3000
DM	Dan Marshall	515 Market St, Ste 2001, PO Box 61, Parkersburg WV 26102	304-485-0071
G&G	Goodwin & Goodwin	300 Summers St, Suite 1500, Charleston WV 25301	304-346-7000
HDW	Hawkins, Delafield & Wood	67 Wall St, New York NY 10005	212-820-9300
H&P	John Poffenbarger (Hamb & Poffenbarger)	213 Hale Street, Charleston WV 25301	304-342-1678
JK	Jackson Kelly	1600 Laidley Tower, Box 553, Charleston WV 25322	304-340-1000
JTP	John T Poffenbarger	213 Hale Street, Charleston WV 25301	304-342-1678
LFG	Lewis, Glasser, Casey & Rollins	BB&T Sq, 300 Summers St, Ste 700, Charleston WV 25301	304-345-2000
MRC	Mudge, Rose, Guthrie, Alexander & Ferdon (Caldwell, Trimble & Mitchell)		
M&V	Troutman Sanders (Mays & Valentine)	Bank America Ctr, 1111 E Main St, Richmond VA 23208-1122	804-697-1200
PSW	Peck, Shaffer & Williams	201 E 5th St, Suite 900, Cincinnati OH 45202	800-927-2663
RHP	Ruffin, Hazlett, Perry & Lonegran		
S&J	Steptoe & Johnson	1085 Van Voorhis Rd, United Center, Suite 400, PO Box 1616, Morgantown, WV 26507	304-598-8000
STB	Spilman, Thomas & Battle	300 Kanawha Blvd E., PO Box 273, Charleston, WV 25321	304-340-3800
VLF	Vaughan Law Firm	2020 Kanawha Blvd East, Charleston, WV 25311	304-342-3900
V&W	Vaughan & Withrow	2020 Kanawha Blvd East, Charleston, WV 25311	304-342-3900
VWL	Vaughan & Withrow (Lovett, Vaughan & Cooper)	2020 Kanawha Blvd East, Charleston, WV 25311	304-342-3900

ACTIVE BOND ACCOUNTS

The following is a listing of all the active bond accounts maintained by the Municipal Bond Commission, as of the date of this report. Discretionary accounts and Sinking Funds Accounts for paid out issues are not included. This report has been assembled to present the greatest possible amount of information in a concise listing, and must necessarily use many abbreviations. All column headings are therefore explained in greater detail below. All bond issues paid by the Commission, whether as paying agent, or through a paying agent, are listed. All reserve accounts for issues paid by others are also included. The issues are listed in alphabetical order.

ACCOUNT NAME

The account name includes the name of the issuer, year of issue, type of issue, and whether the issue is a revenue (REV) or general obligation (tax based) (GO) issue. All GOs are labeled as such. Additional accounts include Reserve (RES) accounts, Depreciation (DEP) or Repair and Replacement (R&R) accounts, all of which normally are available to meet debt service should the REV account have insufficient funds. A RES or R&R account covering multiple issues indicates that the issues are in parity. On GO issues over \$5 million, tax collections surplus to annual debt service are transferred to a Surplus Collection (SUR COL) account. These funds are also available to meet any shortage in future debt service tax collections. Issues labeled ESCROW or ESC have either been fully funded in cash, or have had specific U. S. Treasury investments purchased to defease the issue which, with future interest earnings, will totally defease all remaining debt service. These escrow investments have been irrevocably pledged to the payment of debt service on the issue and are carried at cost. In some cases the escrow investments may be held in a separate account to defease more than one issue of the issuer.

ISSUE DATE

The date of issue is shown in this column.

INTEREST RATE

This column shows the interest rate, or range of rates, at which this bond was issued. It reflects the actual coupon rate, without regard to original issue premium or discount. It is always listed from lowest to highest, regardless of the order in the original issue. Some rates may have matured, and no longer be outstanding. Some issues owned by the West Virginia Department of Environmental Protection (MBC-DEP), the WV Bureau of Public Health (MBC-BPH) or the WV Infrastructure Council (MBC-UNB) were issued at an interest rate (0 – 3%) plus a 1% or ½% Administrative Fee which is also paid to the bondholder. They are labeled “+1% or 0.5% AF”.

ORIGINAL ISSUE

This column indicates the amount of the original issue. If the amount is preceded by a #, it indicates that the full amount of the loan has not yet been drawn down by the issuer.

OUTSTANDING

This column indicates the principal still outstanding as of the date of this report. For a few issues which have debt service due the first day of the following month and

which are paid by check, and not wire transfer, an * indicates the principal paid has already been deducted from the outstanding balance and the account balance. Refunded issues, which are fully escrowed with an escrow trustee (ET) will have that trustee listed in this column, if other than the Commission. Inquiries on these issues should be directed to the trustee (see Paying Agent address page).

ACCOUNT BALANCE

This column indicates the account balance as of the date of this report, following check payment of debt service due the first of next month, if any was due. If this is an escrow account, the balance may include both cash and escrow securities. The escrow investments are carried at cost, which may be significantly less, or more than their matured value, but will defease the issue.

LAST DEBT

This column gives the final maturity year for the bond issue. In some cases where a bond has been advance refunded with escrows purchased for a future call, the year of final call rather than the original final maturity may be shown.

DEBT MONTH

This column indicates the month's debt service is due on the issue on a calendar year basis, with the month of principal payment shown first. Issues with only one number have annual debt service. Issues labeled 99/99 have monthly debt service. Issues labeled 36/91 have quarterly debt service on the first day of the third (March), sixth, ninth and twelfth months. Issues labeled 25/81 are similar.

PAYING AGENT

Notwithstanding the Municipal Bond Commission's or the State Treasury's name appearing on a bond issue, the Commission pays most publicly held issues through paying agent banks. All funds to pay the debt service are transferred to these banks, and all coupon/bonds should be submitted directly to these banks for prompt payment. Coupons/bonds sent to the Commission will be forwarded to these banks, but it will delay payment to the bondholder. Attached is a list of paying agent and trustee banks with their mailing address. Due to numerous bank mergers and name changes, the bank shown in this column may not agree with the bank named on the original bond. Certain paying agents which apply only to government owned bonds are not included.

INSURED

If this issue is insured, an "I" will appear in this column.

COUNSEL-LEGAL OPINIONS

The Commission does not have legal opinions for these issues. Almost all issues now have a legal opinion printed on the bond, but many older issues do not. If a legal opinion is needed, it can be obtained from the bond counsel for the issue. Attached is a list of all known bond counsels and their addresses. In some cases two counsels are shown who served as co-bond counsel. Legal opinions were issued by both firms and may be obtained from either. On some old West Virginia issues, legal opinions were not required, and are not available.

DISCLAIMER

While every attempt has been made to verify the accuracy of this data, no guarantee of accuracy should be assumed.

ACCOUNT NAME	ISSUE DATE	INTEREST RATE	ORIGINAL ISSUE	OUTSTANDING (06/30/08)	ACCT - BAL (06/30/08)	LAST DEBT	DEBT MONTH	PAYING AGENT	BOND I COUNSEL
Adrian PSD 00-A Water Reserve	10/6/2000				32,022.93				
Adrian PSD 04-A Water Reserve	2/18/2004				16,479.16				
Adrian PSD 88 (Series 89) Water Reserve	7/21/1988				59,117.62				
Adrian PSD 96-A Water Reserve	9/11/1996				36,289.96				
Adrian PSD 96-B Water Reserve	9/11/1996				47,454.47				
Alderson 01-A Sewer Refunding Revenue	9/13/2001	5.000% - 5.850%	550,000	470,000	6,633.46	2025	10/04	MBC - DTC	S&J
Alderson 01-A Sewer Refunding Reserve	9/13/2001				45,211.25				
Alderson 86-B Sewer Revenue	8/18/1986	0.000%	90,762	41,890	6,565.99	2025	10/	MBC - BNY2	S&J
Alderson 86-B Sewer Reserve	8/18/1986				3,414.17				
Alpine Lake 06-A Water Reserve	8/10/2006				0.00				S&J
Alpine Lake 06-B Water Reserve	8/10/2006				0.00				S&J
Alpine Lake 08-A Water Reserve	1/10/2008				0.00				S&J
Ansted 00 Sewer Revenue	12/11/2000	0.000% - +0.5%AF	580,645	459,670	1,940.67	2032	36/91	MBC - DEP	S&J
Ansted 00 Sewer Reserve	12/11/2000				21,291.31				
Ansted 68 Sewer Revenue	10/1/1968	3.750%	270,000	P/O 10/06	3.59	2006	10/04	EDA-ATLANTA	GOVT
Ansted 99 Sewer Sys Design Revenue	4/13/1999	0.000% - +1.0%AF	183,285	105,386	949.21	2019	36/91	MBC - DEP	S&J
Ansted 99 Sewer Sys Design Reserve	4/13/1999				12,944.74				
Armstrong PSD 02-A Sewer Revenue	12/1/2002	4.000% - 5.600%	785,000	660,000	16,104.53	2025	04/10	MBC - DTC	S&J
Armstrong PSD 02-A Sewer Reserve	12/1/2002				64,025.60				
Armstrong PSD 06-A Sewer Revenue BAN	12/21/2006	3.000% - 5.000%	50,000	50,000	(0.54)	2019	36/91	MBC - BBT	JK
Armstrong PSD (Deepwater) 94-A Sewer Rev	11/15/1994	6.750%	429,000	382,455	11,790.02	2033	10/04	MBC - BNY	JK
Armstrong PSD (Deepwater) 94-A Sewer Res	11/15/1994				32,428.05				
Armstrong PSD (Deepwater) 94-B Sewer Rev	11/15/1994	0.000%	37,540	14,539	202.79	2016	36/91	MBC - DEP	JK
Armstrong PSD (Deepwater) 94-B Sewer Res	11/15/1994				1,947.78				
Armstrong PSD 01-A Water Reserve	12/13/2001				14,683.33				
Armstrong PSD 74 Water Revenue	1/30/1974	5.000%	338,000	*99,968	10,876.70	2014	01/	USDA:RD-BKLEY	GOVT
Armstrong PSD 74 Water Reserve	1/30/1974				20,311.04				
Athens 00 Water & Sewer Revenue	5/24/2000	2.000% - +1.0%AF	711,976	494,361	10,699.34	2021	36/91	MBC - DEP	S&J
Athens 00 Water & Sewer Reserve	5/24/2000				51,126.59				
Athens 04-A Water & Sewer Revenue	5/26/2004	0.000%	303,000	281,357	1,451.13	2044	36/91	MBC - UNB	S&J
Athens 04-A Water & Sewer Reserve	5/26/2004				2,361.31				
Athens 04-B Water & Sewer Revenue	5/26/2004	0.000% - +0.5%AF	2,262,000	2,054,650	14,944.40	2035	36/91	MBC - DEP	S&J
Athens 04-B Water & Sewer Reserve	5/26/2004				51,839.76				

ACCOUNT NAME	ISSUE DATE	INTEREST RATE	ORIGINAL ISSUE	OUTSTANDING (06/30/08)	ACCT - BAL (06/30/08)	LAST DEBT	DEBT MONTH	PAYING AGENT	BOND I COUNSEL
Barbour County Schools 00 GO	6/15/2000	4.875% - 5.000%	7,500,000	1,865,000	416,093.52	2010	06/12	MBC - DTC	G&G
Barbour County Schools 00 GO Sur Col	6/15/2000				1,269,725.48				
Barrackville 08-A Sewer Revenue	6/6/2008	3.000% - 5.000%	#396,000	32,300	792.00	2048	14/71	MBC - BBT	S&J
Barrackville 08-A Sewer Reserve	6/6/2008				0.00				
Barrackville 85-A Sewer Revenue	12/9/1985	9.750%	618,894	518,028	27,069.29	2025	10/04	MBC - BNY	S&J
Barrackville 85-A Sewer Reserve	12/9/1985				63,745.12				
Barrackville 85-B Sewer Revenue	12/9/1985	0.000%	308,106	145,945	11,973.49	2025	10/	MBC - BNY2	S&J
Barrackville 85-B Sewer Reserve	12/9/1985				12,322.53				
Barrackville 87-A Sewer Revenue	11/6/1987	8.380%	100,379	82,499	3,976.92	2026	10/04	MBC - BNY	S&J
Barrackville 87-A Sewer Reserve	11/6/1987				9,054.64				
Barrackville 87-B Sewer Revenue	11/6/1987	0.000%	24,621	12,310	953.73	2026	10/	MBC - BNY2	S&J
Barrackville 87-B Sewer Reserve	11/6/1987				984.71				
Bath 02-A Water Revenue	12/9/2002	0.000% - +1.0%AF	#1,150,000	951,509	12,311.18	2033	36/91	MBC - BPH	JK
Bath 02-A Water Reserve	12/9/2002				21,083.30				
Bath 06-A Water Revenue	8/29/2006	0.000% - +1.0%AF	1,250,000	1,208,332	8,310.35	2037	36/91	MBC - BPH	JK
Bath 06-A Water Reserve	8/29/2006				4,955.11				
Bath 06-B Water Revenue	8/29/2006	0.000%	#1,237,000	1,226,578	5,416.71	2046	36/91	MBC - UNB	JK
Bath 06-B Water Reserve	8/29/2006				1,352.27				
Bath 97-A Water Ref & Imp Revenue	7/15/1997	4.875% - 5.800%	1,430,000	1,120,000	68,655.88	2024	09/03	MBC - DTC	JK
Bath 97-A Water Ref & Imp Reserve	7/15/1997				107,949.82				JK
Beckley 98 Parking Revenue	6/15/1998	5.500% - 5.900%	1,840,000	1,525,000	31,710.93	2028	06/12	MBC - DTC	V&W
Beckley 98 Parking Reserve	6/15/1998				136,132.60				
Beckley 04-A Sewer Revenue	9/28/2004	2.000% - +1.0%AF	9,039,000	8,288,598	106,865.73	2026	36/91	MBC - DEP	VLF
Beckley 04-A Sewer Reserve	9/28/2004				124,143.41				
Beckley 98-A Sewer Revenue	3/17/1998	2.000% - +1.0%AF	11,000,000	6,986,462	140,520.61	2020	36/91	MBC - DEP	V&W
Beckley 98-A Sewer Reserve	3/17/1998				633,973.55				
Belington 04-A Water & Sewer Reserve	7/15/2004				4,182.73				
Belington 04-B Water & Sewer Reserve	7/15/2004				7,758.30				
Belington 04-C Water & Sewer Revenue	7/15/2004	0.000%	1,000,000	935,065	2,491.03	2044	36/91	MBC - UNB	S&J
Belington 04-C Water & Sewer Reserve	7/15/2004				6,871.08				
Belington 97-A Water & Sewer Revenue	3/3/1997	6.250%	475,000	429,403	14,211.69	2035	10/04	MBC - BNY	S&J
Belington 97-A Water & Sewer Reserve	3/3/1997				33,696.04				
Belington 97-B W & S Sys Design Revenue	8/26/1997	2.000% - +1.0%AF	331,042	173,059	4,112.81	2017	36/91	MBC - DEP	S&J

ACCOUNT NAME	ISSUE DATE	INTEREST RATE	ORIGINAL ISSUE	OUTSTANDING (06/30/08)	ACCT - BAL (06/30/08)	LAST DEBT	DEBT MONTH	PAYING AGENT	BOND I	COUNSEL
Belington 97-B W & S Sys Design Reserve	8/26/1997				21,256.11					
Belle 07-A Sewer Revenue	1/30/2007	3.000% - 5.000%	129,700	127,181	5,525.34	2018	14/71	MBC - BBT		JK
Belle 07-A Sewer Reserve	1/30/2007				2,372.89					
Belle 66 Sewer Revenue	10/1/1966	4.500% - 4.700%	410,000	P/O 10/06	0.00	2006	10/04	US BANK		MRC
Belmont 04-A Sewer Revenue	8/19/2004	0.000% - +0.5%AF	1,219,978	1,128,480	8,209.12	2036	36/91	MBC - DEP		S&J
Belmont 04-A Sewer Reserve	8/19/2004				10,345.84					S&J
Belmont 97-A Water Revenue	12/15/1997	6.250%	1,302,490	1,183,621	34,556.20	2035	10/04	MBC - BNY		S&J
Belmont 97-A Water Reserve	12/15/1997				92,919.72					
Benwood 00-A Sewer Revenue	12/20/2000	0.000% - +0.5%AF	318,300	251,975	3,294.66	2032	36/91	MBC - DEP		S&J
Benwood 00-A Sewer Reserve	12/20/2000				12,792.29					
Benwood 00-B Sewer Revenue	12/20/2000	0.000%	245,600	205,975	1,824.80	2040	36/91	MBC - UNB		S&J
Benwood 00-B Sewer Reserve	12/20/2000				7,979.65					
Benwood 72-B Water Reserve	1/1/1972				113.61					
Berkeley County Schools 02 GO	2/1/2002	3.000% - 5.000%	27,800,000	19,140,000	1,068,200.84	2017	05/11	MBC - DTC	I	S&J
Berkeley County Schools 02 GO Sur Col	2/1/2002				800,741.19					
Berkeley Cty Schools 03 Ref GO	7/1/2003	2.000% - 3.125%	9,600,000	2,970,000	354,406.85	2010	06/12	MBC - DTC		S&J
Berkeley Cty Schools 03 Ref GO Sur Col	7/1/2003				692,802.50					
Berkeley Cty Sch 03 Ref GO Spec Surplus	7/1/2003				0.00					
Berkeley County Sewer PSD 00-A Revenue	5/25/2000	0.000% - +0.5%AF	937,500	695,297	6,185.17	2030	36/91	MBC - DEP		S&J
Berkeley County Sewer PSD 00-A Reserve	5/25/2000				33,794.20					
Berkeley County Sewer PSD 01-A Revenue	3/30/2001	0.000% - 1.000%	429,000	291,060	2,236.04	2021	36/91	MBC - UNB		S&J
Berkeley County Sewer PSD 01-A Reserve	3/30/2001				17,441.05					
Berkeley County Sewer PSD 01-B Revenue	8/7/2001	0.000% - 0.500%	2,909,850	2,279,376	21,524.64	2031	36/91	MBC - DEP		S&J
Berkeley County Sewer PSD 01-B Reserve	8/7/2001				72,640.38					
Berkeley County Sewer PSD 02-A Revenue	5/9/2002	0.000% - +0.5%AF	750,000	606,250	4,954.58	2032	36/91	MBC - DEP		S&J
Berkeley County Sewer PSD 02-A Reserve	5/9/2002				16,464.75					
Berkeley County Sewer PSD 02-B Revenue	7/11/2002	0.000% - +0.5%AF	456,548	369,033	3,017.62	2032	36/91	MBC - DEP		S&J
Berkeley County Sewer PSD 02-B Reserve	7/11/2002				17,539.45					
Berkeley County Sewer PSD 02-C Revenue	8/28/2002	0.000% - +0.5%AF	30,500,000	26,850,424	209,384.24	2034	36/91	MBC - DEP		S&J
Berkeley County Sewer PSD 02-C Reserve	8/28/2002				412,679.53					
Berkeley County Sewer PSD 02-D Revenue	8/28/2002	5.800%	4,965,465	4,817,741	153,506.21	2039	10/04	MBC - BNY		S&J
Berkeley County Sewer PSD 02-D Reserve	8/28/2002				138,831.07					
Berkeley County Sewer PSD 02-E Revenue	8/28/2002	5.800%	560,822	546,169	16,684.24	2041	10/04	MBC - BBT		S&J

ACCOUNT NAME	ISSUE DATE	INTEREST RATE	ORIGINAL ISSUE	OUTSTANDING (06/30/08)	ACCT - BAL (06/30/08)	LAST DEBT	DEBT MONTH	PAYING AGENT	BOND I COUNSEL
Berkeley County Sewer PSD 02-E Reserve	8/28/2002				15,415.00				
Berkeley County Sewer PSD 03-A Revenue	8/14/2003	2.000% - +1.0%AF	252,922	204,473	3,084.67	2023	36/91	MBC - DEP	S&J
Berkeley County Sewer PSD 03-A Reserve	8/14/2003				15,647.38				
Berkeley County Sewer PSD 03-B Revenue	8/14/2003	2.000% - +1.0%AF	330,862	267,481	4,037.94	2023	36/91	MBC - DEP	S&J
Berkeley County Sewer PSD 03-B Reserve	8/14/2003				20,467.20				
Berkeley County Sewer PSD 04-A Revenue	11/30/2004	0.000%	1,999,600	1,811,232	10,695.45	2039	36/91	MBC - UNB	S&J
Berkeley County Sewer PSD 04-A Reserve	11/30/2004				21,268.59				
Berkeley County Sewer PSD 06-A Revenue	10/1/2006	3.800% - 4.650%	3,665,000	3,590,000	145,887.76	2025	10/04	MBC - DTC	S&J
Berkeley County Sewer PSD 06-A & B Res	10/19/2006				317,340.68				S&J
Berkeley County Sewer PSD 06-B Revenue	10/1/2006	4.800%	240,000	240,000	4,661.76	2025	10/04	MBC - DTC	S&J
Berkeley Cty S PSD 06-A Cap Imp Fee Rev	11/1/2006	4.375% - 5.000%	15,405,000	14,955,000	709,828.00	2026	10/04	MBC - DTC	S&J
Berkeley Cty S PSD 06-A Cap Imp Fee Res	11/1/2006				1,247,366.28				S&J
Berkeley County Sewer PSD 07-A Revenue	3/6/2007	4.100% - 5.000%	3,970,000	3,930,000	78,346.93	2047	03/09	MBC - DTC	S&J
Berkeley County Sewer PSD 07-A Reserve	3/6/2007				31,065.10				
Berkeley County Sewer PSD 07-B Reserve	3/6/2007				0.00				
Berkeley County Sewer PSD 07-C Reserve	3/6/2007				0.00				
Berkeley County Sewer PSD 07-D Reserve	3/6/2007				0.00				
Berkeley County Sewer PSD 07-E Reserve	3/6/2007				0.00				
Berkeley County Sewer PSD 07-F Reserve	3/6/2007				0.00				
Berkeley County Sewer PSD 86-B Revenue	3/7/1986	0.000%	1,638,194	775,986	43,406.46	2025	10/	MBC - BNY2	S&J
Berkeley County Sewer PSD 86-B Reserve	3/7/1986				49,682.21				
Berkeley County Sewer PSD 90-A Revenue	5/3/1990	7.850%	828,629	708,672	35,675.97	2029	10/04	MBC - BNY	S&J
Berkeley County Sewer PSD 90-A Reserve	5/3/1990				70,407.56				
Berkeley County Sewer PSD 90-B Revenue	5/3/1990	0.000%	38,669	21,813	1,364.37	2029	10/	MBC - BNY2	S&J
Berkeley County Sewer PSD 90-B Reserve	5/3/1990				1,144.64				
Berkeley County Sewer PSD 94-A Revenue	10/5/1994	6.750%	494,288	440,660	18,797.14	2033	10/04	MBC - BNY	S&J
Berkeley County Sewer PSD 94-A Reserve	10/5/1994				37,338.83				
Berkeley County Sewer PSD 94-C Revenue	11/17/1994	0.000%	2,772,879	1,039,829	46,510.71	2015	36/91	MBC - DEP	S&J
Berkeley County Sewer PSD 94-C Reserve	11/17/1994				159,773.15				
Berkeley County Sewer PSD 95-A Revenue	2/9/1995	0.000%	3,837,640	1,487,070	53,774.25	2016	36/91	MBC - DEP	S&J
Berkeley County Sewer PSD 95-A Reserve	2/9/1995				221,126.89				
Berkeley County Sewer PSD 95-B Revenue	12/29/1995	0.000% - +1.0%AF	2,138,506	828,661	48,836.02	2016	36/91	MBC - DEP	S&J
Berkeley County Sewer PSD 95-B Reserve	12/29/1995				123,223.72				

ACCOUNT NAME	ISSUE DATE	INTEREST RATE	ORIGINAL ISSUE	OUTSTANDING (06/30/08)	ACCT - BAL (06/30/08)	LAST DEBT	DEBT MONTH	PAYING AGENT	BOND I	COUNSEL
Berkeley County Sewer PSD 96-A Revenue	2/13/1996	0.000% - +1.0%AF	319,902	123,951	7,302.48	2016	36/91	MBC - DEP		S&J
Berkeley County Sewer PSD 96-A Reserve	2/13/1996				18,466.65					
Berkeley County Sewer PSD 96-B Revenue	5/1/1996	0.000% - +1.0%AF	2,628,633	1,117,165	67,048.62	2016	36/91	MBC - DEP		S&J
Berkeley County Sewer PSD 96-B Reserve	5/1/1996				151,565.48					
Berkeley County Sewer PSD 96-C Revenue	5/1/1996	0.000% - +1.0%AF	837,579	355,959	21,111.14	2016	36/91	MBC - DEP		S&J
Berkeley County Sewer PSD 96-C Reserve	5/1/1996				48,346.66					
Berkeley County Sewer PSD 96-D Ref Rev	6/15/1996	3.750% - 5.750%	4,770,000	CALLED 06	0.29	2025	10/04	BK OF NY	I	S&J
Berkeley County Sewer PSD 97-A Revenue	6/12/1997	2.000% - +1.0%AF	148,000	75,802	2,481.40	2017	36/91	MBC - DEP		S&J
Berkeley County Sewer PSD 97-A Reserve	6/12/1997				9,155.21					S&J
Berkeley County Sewer PSD 97-B Revenue	12/11/1997	2.000% - +1.0%AF	1,250,000	718,028	20,960.67	2018	36/91	MBC - DEP		S&J
Berkeley County Sewer PSD 97-B Reserve	12/11/1997				77,320.53					
Berkeley County Sewer PSD 99-A Revenue	10/28/1999	0.000% - +0.5%AF	30,707,296	24,089,338	212,091.47	2031	36/91	MBC - DEP		S&J
Berkeley County Sewer PSD 99-A Reserve	10/28/1999				761,131.61					
Berkeley County PSD 01-A Water Revenue	9/25/2001	5.800%	2,010,000	1,902,412	58,135.35	2039	10/04	MBC - BNY		S&J
Berkeley County PSD 01-A Water Reserve	9/25/2001				135,462.56					
Berkeley County PSD 03-A Water Ref Rev	4/30/2003	2.000% - 3.200%	1,330,000	100,000	22,628.23	2010	03/09	MBC - DTC		S&J
Berkeley County PSD 03-B Water Ref Rev	4/30/2003	2.000% - 4.400%	2,030,000	1,705,000	150,197.62	2019	09/03	MBC - DTC		S&J
Berkeley County PSD 03-C Water Revenue	5/15/2003	5.000%	2,430,000	2,113,251	111,874.67	2023	10/04	MBC - BNY		S&J
Berkeley County PSD 03-C Water Reserve	5/15/2003				199,956.06					
Berkeley County PSD 03-A&B Water Reserve	4/30/2003				325,338.70					
Berkeley County PSD 04 Water Ref Revenue	12/30/2004	3.000% - 4.300%	10,000,000	9,595,000	334,535.54	2024	12/06	MBC - DTC		S&J
Berkeley County PSD 04 Water Ref Reserve	12/30/2004				790,850.69					
Berkeley County PSD 06 Water Revenue	12/28/2006	3.500% - 4.300%	10,000,000	10,000,000	56,652.41	2036	12/06	MBC - DTC		S&J
Berkeley County PSD 06 Water Reserve	12/28/2006		FSA INSURED		0.00					
Berkeley County PSD 07-A Water Revenue	12/21/2007	3.400% - 4.250%	2,300,000	2,300,000	33,649.58	2025	06/12	MBC - DTC		S&J
Berkeley County PSD 07-A Water Reserve	12/21/2007				0.00					
Berkeley County PSD 07 Water BAN	2/8/2007	4.250%	20,000,000	20,000,000	436,613.00	2014	02/08	MBC - BK OF AM		S&J
Berkeley County PSD 07 Water BAN Reserve	2/8/2007				1,013,512.93					
Berkeley County PSD 08 Water Revenue	1/24/2008	4.000% - 4.250%	9,500,000	9,500,000	166,790.56	2037	12/06	MBC - DTC		S&J
Berkeley County PSD 08 Water Reserve	1/24/2008		FSA INSURED		0.00					
Berkeley Cty(Hedgesvile93B)PSD 93C W Rev	3/8/1993	0.000%	17,629	10,849	478.31	2031	10/	MBC - BNY2		BRM
Berkeley Cty(Hedgesvile93B)PSD 93C W Res	3/8/1993				516.33					
Berkeley Cty (Opequon 93) PSD 93-D W Rev	7/29/1993	6.750%	10,257,957	9,092,591	337,675.70	2033	10/04	MBC - BNY		BRM

ACCOUNT NAME	ISSUE DATE	INTEREST RATE	ORIGINAL ISSUE	OUTSTANDING (06/30/08)	ACCT - BAL (06/30/08)	LAST DEBT	DEBT MONTH	PAYING AGENT	BOND I COUNSEL
Berkeley Cty (Opequon 93) PSD 93-D W Res	7/29/1993				770,445.06				
Berkeley Cty(Hedgesvile93A)PSD 93B W Rev	3/8/1993	7.750%	528,871	466,059	19,120.38	2031	10/04	MBC - BNY	BRM
Berkeley Cty(Hedgesvile93A)PSD 93B W Res	3/8/1993				44,456.22				
Berkeley Cty (Hedgesvile96) PSD 96 W Rev	8/6/1996	6.250%	677,158	610,538	21,002.95	2035	10/04	MBC - BNY	BRM
Berkeley Cty (Hedgesvile96) PSD 96 W Res	8/6/1996				52,557.48				
Berkeley Cty (Opequon 97) PSD 97 W Rev	6/25/1997	0.000%	3,339,090	618,350	77,606.32	2017	36/91	MBC - UNB	BRM
Berkeley Cty (Opequon 97) PSD 97 W Res	6/25/1997				185,519.59				
Bethany 05-A Sewer Revenue	2/22/2005	3.000%	1,250,000	1,155,875	14,227.46	2026	36/91	MBC - UNB	S&J
Bethany 05-A Sewer Reserve	2/22/2005				18,270.40				
Beverly 01-A Sewer Revenue	9/11/2001	0.000% - +0.5%AF	300,000	237,500	1,970.64	2032	36/91	MBC - DEP	S&J
Beverly 01-A Sewer Reserve	9/11/2001				7,172.91				
Beverly 82-B Sewer Revenue	10/28/1982	0.000%	86,500	28,054	7,814.51	2019	10/	MBC - BNY2	S&J
Beverly 97-A Sewer Revenue	8/28/1997	0.000%	248,258	183,426	6,930.99	2037	36/91	MBC - UNB	S&J
Beverly 97-A Sewer Reserve	8/28/1997				7,876.76				
Big Bend PSD 98 Sewer Revenue	5/13/1998	0.000%	208,920	158,353	633.43	2038	36/91	MBC - UNB	JTP
Big Bend PSD 98 Sewer Reserve	5/13/1998				6,022.25				
Bingamon PSD 05-A Water Reserve	8/24/2005				2,083.50				
Bluefield 00-A Sewer Revenue	7/13/2000	0.000% - +1.0%AF	307,000	195,698	3,265.12	2021	36/91	MBC - DEP	VLF
Bluefield 00-A Sewer Reserve	7/13/2000				18,429.35				
Bluefield 04 Sewer Refunding Revenue	12/1/2004	3.250% - 4.200%	3,175,000	3,125,000	157,924.86	2017	07/01	MBC - DTC	S&J
Bluefield 04 Sewer Refunding Reserve	12/1/2004				397,318.83				
Bluefield 77 Sewerage System Revenue	11/1/1977	4.400% - 5.850%	5,720,000	ET:F COMMB	0.00	2011	10/04	US BANK	S&J
Bluefield 92 Sewer Refunding Revenue	6/1/1992	6.250% - 7.000%	4,985,000	225,000	317,177.40	2017	07/01	F COM B MER	I M&V
Bluefield 92 Sewer Refunding Reserve	6/1/1992				265,353.22				
Bluefield 95 Sewer Refunding Revenue	8/29/1995	0.000% - +1.0%AF	7,945,000	2,979,360	80,735.63	2015	36/91	MBC - DEP	S&J
Bluefield 95 Sewer Refunding Reserve	8/29/1995				437,849.00				
Bluefield 99-A (Series 98A) Sewer Rev	5/20/1999	0.000% - +1.0%AF	1,116,645	725,816	11,891.93	2021	36/91	MBC - DEP	VLF
Bluefield 99-A (Series 98A) Sewer Res	5/20/1999				67,023.67				
Bluwell PSD 00 Water Revenue	8/29/2000	0.000% - +1.0%AF	1,275,000	988,125	9,213.16	2031	36/91	MBC - BPH	S&J
Bluwell PSD 00 Water Reserve	8/29/2000				33,093.61				
Bluwell PSD 04 Water Reserve	6/30/2004				6,781.20				
Bluwell PSD 05-A Water Reserve	4/13/2005				2,631.05				
Bluwell PSD 05-B Water Reserve	4/13/2005				656.93				

ACCOUNT NAME	ISSUE DATE	INTEREST RATE	ORIGINAL ISSUE	OUTSTANDING (06/30/08)	ACCT - BAL (06/30/08)	LAST DEBT	DEBT MONTH	PAYING AGENT	BOND I COUNSEL
Boone County PSD 08-A Sewer Revenue	4/16/2008	0.000%	#1,200,000	104,247	0.00	2048	36/91	MBC - UNB	S&J
Boone County PSD 08-A Sewer Reserve	4/16/2008				31,268.36				
Boone Cty (Danville) PSD 93-A Sewer Rev	7/30/1993	6.750%	4,384,319	3,886,234	152,630.98	2033	10/04	MBC - BNY	S&J
Boone Cty (Danville) PSD 93-A Sewer Res	7/30/1993				329,293.63				
Boone County PSD 00-A Water Revenue	4/26/2000	0.000% - +1.0%AF	2,130,000	1,633,000	15,035.48	2031	36/91	MBC - BPH	S&J
Boone County PSD 00-A Water Reserve	4/26/2000		LTR/CREDIT		0.00				
Boone County PSD 00-B Water Revenue	4/26/2000	0.000%	4,909,161	4,022,344	23,349.03	2040	36/91	MBC - UNB	S&J
Boone County PSD 00-B Water Reserve	4/26/2000		LTR/CREDIT		0.00				
Boone-Raleigh PSD 07 Sewer Note	8/27/2007	3.000% - 5.000%	75,000	66,090	3,054.44	2013	36/91	MBC - BBT	RR
Boone-Raleigh PSD 94-A Sewer Revenue	7/20/1994	6.750%	1,543,981	1,376,466	51,659.49	2033	10/04	MBC - BNY	JK
Boone-Raleigh PSD 94-A Sewer Reserve	7/20/1994				116,616.91				
Boone-Raleigh PSD 94-B Sewer Revenue	7/20/1994	0.000%	518,919	188,094	2,856.33	2015	36/91	MBC - DEP	JK
Boone-Raleigh PSD 94-B Sewer Reserve	7/20/1994				28,274.30				
Boone-Raleigh PSD 07 Water Note	8/27/2007	3.000%	45,000	28,449	1,978.14	2009	36/91	MBC - BBT	RR
Bradley PSD 02-A Sewer Revenue	6/25/2002	0.000% - +0.5%AF	293,000	241,718	931.76	2033	36/91	MBC - DEP	G&G
Bradley PSD 02-A Sewer Reserve	6/25/2002				5,881.44				
Bradley PSD 05-A Sewer Ref Revenue	1/14/2005	0.000% - +0.5%AF	6,192,677	5,831,437	19,573.89	2036	36/91	MBC - DEP	G&G
Bradley PSD 05-A Sewer Ref Reserve	1/14/2005				61,792.60				
Bradshaw 93-A Sewer Revenue	3/31/1993	7.750%	245,806	216,612	10,001.27	2031	10/04	MBC - BNY	S&J
Bradshaw 93-A Sewer Reserve	3/31/1993				20,661.92				
Bradshaw 93-B Sewer Revenue	3/31/1993	0.000%	8,194	5,043	181.34	2031	10/	MBC - BNY2	S&J
Bradshaw 93-B Sewer Reserve	3/31/1993				226.04				
Branchland/Midkiff PSD 98 Water Revenue	7/29/1998	0.000%	1,280,000	990,968	3,714.20	2038	36/91	MBC - UNB	G&G
Branchland/Midkiff PSD 98 Water Reserve	7/29/1998				33,914.76				
Bridgeport 94 Sewer Revenue	12/9/1994	3.000%	421,497	182,496	7,141.97	2015	36/91	MBC - DEP	S&J
Bridgeport 94 Sewer Reserve	12/9/1994				28,601.68				
Bridgeport 95 Sewer Revenue	6/29/1995	2.000% - +1.0%AF	5,000,000	2,306,266	44,017.17	2016	36/91	MBC - DEP	S&J
Bridgeport 95 Sewer Reserve	6/29/1995				309,284.35				
Bridgeport 98 Sewer Refunding Revenue	8/25/1998	5.150%	880,000	324,582	30,106.59	2012	10/04	MBC-WESBK:BH	S&J
Bridgeport 98 Sewer R&R					116,808.81				
Bridgeport 96 Water Revenue	9/30/1996	5.500%	2,400,000	690,854	104,659.24	2011	10/04	MBC-WESBK:BH	S&J
Bridgeport 96 Water R&R					210,061.04				
Brooke County Schools 01 GO	3/1/2001	4.000% - 5.000%	15,000,000	9,415,000	640,455.00	2016	05/11	MBC - DTC	G&G

ACCOUNT NAME	ISSUE DATE	INTEREST RATE	ORIGINAL ISSUE	OUTSTANDING (06/30/08)	ACCT - BAL (06/30/08)	LAST DEBT	DEBT MONTH	PAYING AGENT	BOND I	COUNSEL
Brooke County Schools 01 GO Sur Col	3/1/2001				814,896.98					G&G
Brooke County PSD 03-A Sewer Revenue	10/10/2003	0.000% - +0.5%AF	606,211	537,277	4,762.55	2035	36/91	MBC - DEP		BRM
Brooke County PSD 03-A Sewer Reserve	10/10/2003				27,706.03					
Brooke County PSD 97-A Sewer Revenue	12/9/1997	0.000% - +1.0%AF	450,000	244,937	4,863.01	2019	36/91	MBC - DEP		JK
Brooke County PSD 97-A Sewer Reserve	12/9/1997				28,954.67					
Brooke County PSD 97-B Sewer Revenue	12/9/1997	0.000%	2,163,971	1,658,108	10,658.93	2037	36/91	MBC - UNB		JK
Brooke County PSD 97-B Sewer Reserve	12/9/1997				71,047.05					
Brooke County PSD 97-C Sewer Revenue	12/9/1997	1.000%	450,000	450,000	0.00	2037	36/91	MBC - UNB		JK
Brooke County PSD 97-C Sewer Reserve	12/9/1997				26,813.67					
Brooke County PSD 03-A Water Revenue	10/10/2003	0.000%	764,000	690,538	3,712.34	2043	36/91	MBC - UNB		BRM
Brooke County PSD 03-A Water Reserve	10/10/2003				19,775.19					
Buckhannon 86-B Sewer Revenue	3/12/1986	0.000%	1,081,160	486,522	50,652.99	2025	10/	MBC - BNY2		VWL
Buckhannon 86-B Sewer Reserve	3/12/1986				50,779.10					
Buckhannon 96-A Sewer Ref Revenue	12/1/1996	4.100% - 5.500%	2,885,000	2,275,000	132,804.92	2025	10/04	BANK OF NY	I	V&W
Buckhannon 96-A Sewer Ref Reserve	12/1/1996				204,602.64					
Buffalo 97 Sewer Bond Anticipation Note	12/4/1997	0.000%	636,203	636,203	0.00	2002	12/	MBC - UNB		S&J
Buffalo 90-A Sewer Revenue	9/6/1990	8.100%	280,168	242,229	12,895.46	2029	10/04	MBC - BNY		JK
Buffalo 90-A Sewer Reserve	9/6/1990				27,711.76					
Buffalo 90-B Sewer Revenue	9/6/1990	0.000%	12,652	7,325	533.67	2029	10/	MBC - BNY2		JK
Buffalo 90-B Sewer Reserve	9/6/1990				506.23					
Buffalo 90-C Sewer Reserve	9/6/1990				58,770.12					S&J
Buffalo 97-A Sewer Revenue	12/4/1997	0.000% - +1.0%AF	600,000	322,500	10,220.31	2019	36/91	MBC - DEP		S&J
Buffalo 97-A Sewer Reserve	12/4/1997				32,195.23					
Buffalo 97-B Sewer Revenue	12/4/1997	0.000%	1,263,797	962,116	8,852.77	2037	36/91	MBC - UNB		S&J
Buffalo 97-B Sewer Reserve	12/4/1997				56,257.87					
Buffalo 97-C Sewer Revenue	12/4/1997	0.000% - +1.0%AF	600,000	600,000	0.00	2037	36/91	MBC - UNB		S&J
Buffalo 97-C Sewer Reserve	12/4/1997				0.00					S&J
Buffalo 97-B Lot 2 Sewer Revenue	12/4/1997	0.000%	768,395	584,972	4,211.96	2037	36/91	MBC - UNB		S&J
Buffalo Creek PSD 02-A Sewer Revenue	8/21/2002	2.000% - +1.0%AF	355,500	283,434	2,075.43	2023	36/91	MBC - DEP		JK
Buffalo Creek PSD 02-A Sewer Reserve	8/21/2002				10,893.31					
Buffalo Creek PSD 90-A Sewer Revenue	7/24/1990	8.100%	438,497	379,117	13,275.35	2029	10/04	MBC - BNY		S&J
Buffalo Creek PSD 90-A Sewer Reserve	7/24/1990				38,411.04					
Buffalo Creek PSD 96-A Sewer Revenue	3/26/1996	2.000% - +1.0%AF	110,000	52,147	642.59	2016	36/91	MBC - DEP		JK

ACCOUNT NAME	ISSUE DATE	INTEREST RATE	ORIGINAL ISSUE	OUTSTANDING (06/30/08)	ACCT - BAL (06/30/08)	LAST DEBT	DEBT MONTH	PAYING AGENT	BOND I COUNSEL
Buffalo Creek PSD 96-A Sewer Reserve	3/26/1996				6,943.67				
Buffalo Creek PSD 96-B Sewer Revenue	3/26/1996	2.000% - +1.0%AF	152,100	75,982	889.65	2017	36/91	MBC - DEP	JK
Buffalo Creek PSD 96-B Sewer Reserve	3/26/1996				9,600.56				
Buffalo Creek PSD 98-A Sewer Revenue	10/22/1998	2.000% - +1.0%AF	1,797,894	1,120,289	10,530.16	2019	36/91	MBC - DEP	JK
Buffalo Creek PSD 98-A Sewer Reserve	10/22/1998				86,513.44				
Cabell County Schools 06 GO	6/6/2006	3.000% - 5.000%	60,455,000	54,540,000	1,256,770.87	2021	05/11	MBC - DTC	S&J
Cabell County Schools 97 Ref GO Sur Col	7/1/1997				3,061,585.15				
Calhoun County Schools 96 GO	9/1/1996	4.625% - 6.625%	3,370,000	1,250,000	115,023.24	2012	05/11	CITY NB-CHAS	G&G
Calhoun County Schools 96 Sur Col	9/1/1996				265,478.89				
Camden-on-Gauley 97-B Sewer Revenue	8/28/1997	0.000%	555,400	415,654	10,798.95	2037	36/91	MBC - UNB	JK
Camden-on-Gauley 97-B Sewer Reserve	8/28/1997				15,961.05				
Cameron 00-A Sewer Revenue	7/13/2000	0.000%	2,530,188	2,130,684	5,556.34	2040	36/91	MBC - UNB	S&J
Cameron 00-A Sewer Reserve	7/13/2000				47,464.16				
Cameron 97-A Sewer Sys Design Revenue	11/13/1997	0.000% - +1.0%AF	450,000	219,375	2,064.39	2018	36/91	MBC - DEP	S&J
Cameron 97-A Sewer Sys Design Reserve	11/13/1997				19,103.58				
Canyon PSD 06-A Sewer Design Notes	10/12/2006	3.000%	200,000	196,319	198,972.37	2027	36/91	MBC - UNB	JK
Canyon PSD 08-A Sewer Revenue	6/26/2008	0.000%	#5,000,000	789,692	0.00	2048	36/91	MBC - UNB	JK
Canyon PSD 08-A Sewer Reserve	6/26/2008				131,579.00				JK
Carpendale 91-A Sewer Revenue	10/10/1991	7.750%	968,298	853,298	40,320.16	2031	10/04	MBC - BNY	S&J
Carpendale 91-A Sewer Reserve	10/10/1991				81,394.27				
Carpendale 91-B Sewer Revenue	10/10/1991	0.000%	32,277	19,863	898.53	2031	10/	MBC - BNY2	S&J
Carpendale 91-B Sewer Reserve	10/10/1991				935.50				
Carpendale 94 Water Revenue	4/22/1994	6.750%	801,000	710,001	30,327.08	2033	10/04	MBC - BNY	S&J
Carpendale 94 Water Reserve	4/22/1994				60,159.65				
Cedar Grove 02 Sewer Revenue	7/31/2002	0.000% - +0.5%AF	1,500,000	1,250,000	1,359.06	2033	36/91	MBC - DEP	S&J
Cedar Grove 02 Sewer Reserve	7/31/2002				50,000.15				
Cedar Grove 94 Sewer Revenue	9/2/1994	6.750%	222,000	197,914	4,656.85	2033	10/04	MBC - BNY	JK
Cedar Grove 94 Sewer Reserve	9/2/1994				16,350.52				
Cedar Grove 81 (Series 79) Water Revenue	4/1/1981	5.000%	535,000	299,190	8,841.16	2021	04/	GMAC-CPLT1:B1T	JK
Cedar Grove 81 (Series 79) Water Reserve	4/1/1981				32,364.13				
Cedar Grove 81 (Series 79) Water R&R	4/1/1981				57,962.53				
Center PSD 05-A Sewer Revenue	8/30/2005	0.000%	197,500	187,372	2,132.23	2045	36/91	MBC - UNB	S&J
Center PSD 05-A Sewer Reserve	8/30/2005				1,100.92				

ACCOUNT NAME	ISSUE DATE	INTEREST RATE	ORIGINAL ISSUE	OUTSTANDING (06/30/08)	ACCT - BAL (06/30/08)	LAST DEBT	DEBT MONTH	PAYING AGENT	BOND I COUNSEL
Center PSD 89-A Sewer Revenue	11/22/1989	8.400%	1,415,213	1,228,087	46,342.69	2029	10/04	MBC - BNY	S&J
Center PSD 89-A Sewer Reserve	11/22/1989				127,404.66				
Center PSD 89-B Sewer Revenue	11/22/1989	0.000%	209,787	118,341	4,446.90	2029	10/	MBC - BNY2	S&J
Center PSD 89-B Sewer Reserve	11/22/1989				6,182.36				
Central Barbour PSD 02-A Water Reserve	12/13/2002				27,207.10				
Central Boaz PSD 88-A Sewer Revenue	5/19/1988	9.000%	692,181	579,479	19,474.90	2026	10/04	MBC - BNY	BRD
Central Boaz PSD 88-A Sewer Reserve	5/19/1988				54,494.08				
Central Boaz PSD 88-B Sewer Revenue	5/19/1988	0.000%	248,215	124,108	550.46	2026	10/	MBC - BNY2	BRD
Central Boaz PSD 88-B Sewer Reserve	5/19/1988				1,407.37				
Central Hampshire PSD 99-A Sewer Revenue	4/27/1999	0.000% - +1.0%AF	2,836,000	1,737,050	14,973.55	2020	36/91	MBC - DEP	S&J
Central Hampshire PSD 99-A Sewer Reserve	4/27/1999				161,424.05				
Central Hampshire PSD 05-A Sewer Revenue	3/11/2005	0.000%	1,725,000	1,725,000	0.00		36/91	MBC - UNB	S&J
Central Hampshire PSD 05-A Sewer Reserve	3/11/2005				0.00				
Central Hampshire PSD 05-B Sewer Revenue	3/11/2005	0.000%	1,599,500	1,556,452	1,997.41		36/91	MBC - UNB	S&J
Central Hampshire PSD 05-B Sewer Reserve	3/11/2005				29,124.89				
Central Hampshire PSD 05-C Sewer Revenue	3/11/2005	0.000%	220,203	208,838	741.62		36/91	MBC - UNB	S&J
Central Hampshire PSD 05-C Sewer Reserve	3/11/2005				6,236.64				
Central Hampshire PSD 06-A Water Reserve	6/30/2006				0.00				
Central WV Reg Airport Auth 99 Car Rev	5/27/1999	2.000% - +1.0%AF	1,416,203	306,280	67,791.42	2010	36/91	MBC - DEP	S&J
Central WV Reg Airport Auth 99 Car Res	5/27/1999				159,333.15				
Century-Volga PSD 03-A Water Reserve	6/13/2003				3,418.99				
Century-Volga PSD 08-A Water Revenue	4/16/2008	3.000% - 5.000%	#115,500	21,053	1,011.38	2028	47/11	MBC - BBT	S&J
Century-Volga PSD 08-A Water Reserve	4/16/2008				0.00				
Ceredo 91-A Sewer Revenue	7/10/1991	8.100%	618,069	534,373	33,714.43	2029	10/04	MBC - BNY	JK
Ceredo 91-A Sewer Reserve	7/10/1991				54,153.50				
Ceredo 91-B Sewer Revenue	7/10/1991	0.000%	27,906	16,156	1,747.67	2029	10/	MBC - BNY2	JK
Ceredo 91-B Sewer Reserve	7/10/1991				863.31				
Ceredo 07-A Water Revenue	6/14/2007	0.000% - +1.0%AF	#2,700,000	1,901,619	0.00	2039	36/91	MBC - BPH	S&J
Ceredo 07-A Water Reserve	6/14/2007				92,602.09				
Chapmanville 86-B Water & Sewer Revenue	3/25/1986	0.000%	99,740	44,883	5,922.32	2025	10/	MBC - BNY2	JK
Chapmanville 86-B Water & Sewer Reserve	3/25/1986				3,724.25				
Chapmanville 92 Water & Sewer Revenue	10/23/1992	3.000%	757,533	244,489	11,925.17	2013	36/91	MBC - DEP	JK
Chapmanville 92 Water & Sewer Reserve	10/23/1992				52,277.11				

ACCOUNT NAME	ISSUE DATE	INTEREST RATE	ORIGINAL ISSUE	OUTSTANDING (06/30/08)	ACCT - BAL (06/30/08)	LAST DEBT	DEBT MONTH	PAYING AGENT	BOND I COUNSEL
Chapmanville 99-A Water & Sewer Revenue	8/24/1999	0.000% - +1.0%AF	140,000	84,000	1,461.37	2020	36/91	MBC - DEP	JK
Chapmanville 99-A Water & Sewer Reserve	8/24/1999				6,934.42				
Charles Town 88-B (B1) W & S Revenue	5/4/1988	0.000%	295,916	159,332	7,602.22	2028	10/	MBC - BNY2	S&J
Charles Town 88-B (B1) W & S Reserve	5/4/1988				8,918.62				
Charles Town 00-A Water & Sewer Revenue	6/22/2000	2.000% - +1.0%AF	3,163,781	2,270,407	20,518.75	2021	36/91	MBC - DEP	S&J
Charles Town 00-A Water & Sewer Reserve	6/22/2000				195,698.93				
Charles Town 02-A Water & Sewer Revenue	8/22/2002	5.800%	1,100,000	1,049,213	28,500.20	2039	10/04	MBC - BNY	S&J
Charles Town 02-A Water & Sewer Reserve	8/22/2002				74,718.97				
Charles Town 02-B Water & Sewer Revenue	8/22/2002	0.000%	#3,600,000	3,172,267	9,169.34	2042	36/91	MBC - UNB	S&J
Charles Town 02-B Water & Sewer Reserve	8/22/2002				102,555.40				
Charles Town 02-C Water & Sewer Revenue	12/1/2002	3.000% - 5.000%	4,135,000	3,740,000	80,989.77	2032	12/06	MBC - DTC	I S&J
Charles Town 02-C Water & Sewer Reserve	12/1/2002				262,621.02				
Charles Town 03-A Water & Sewer Revenue	1/1/2003		1,000,000	925,000	26,169.59	2032	12/06	MBC - DTC	S&J
Charles Town 03-A Water & Sewer Reserve	1/1/2003				72,896.34				
Charles Town 05-A Water & Sewer Revenue	6/1/2005	5.250% - 7.250%	2,355,000	1,295,000	35,949.97	2035	06/12	MBC - DTC	S&J
Charles Town 05-A Water & Sewer Reserve	6/1/2005				196,313.93				
Charles Town 06-A Water & Sewer Revenue	1/1/2006	6.500% - 7.250%	1,830,000	1,740,000	16,196.43	2028	06/12	MBC - DTC	S&J
Charles Town 06-A Water & Sewer Reserve	1/1/2006				170,336.75				
Charles Town 06-B Water & Sewer Revenue	7/27/2006	4.500% - 5.250%	2,000,000	1,885,000	4,322.33	2026	06/12	MBC - DTC	S&J
Charles Town 06-B Water & Sewer Reserve	7/27/2006				82,308.08				
Charles Town 07-A Water & Sewer BAN	4/11/2007	4.200%	1,070,000	1,070,000	12,652.18	2011	04/10	MBC - DTC	S&J
Charles Town 98 Water & Sewer Ref Rev	5/15/1998	3.700% - 5.250%	10,355,000	7,540,000	599,934.05	2028	10/04	MBC - DTC	S&J
Charles Town 98 Water & Sewer Ref Res	5/15/1998				804,938.12				
Charles Town 98 Water & Sewer Design Rev	9/29/1998	2.000% - +1.0%AF	437,601	267,387	7,362.32	2019	36/91	MBC - DEP	S&J
Charles Town 98 Water & Sewer Design Res	9/29/1998				27,067.86				
Charles Town 87-B W & S Revenue	11/18/1987	0.000%	413,629	206,814	10,801.27	2026	10/	MBC - BNY2	S&J
Charles Town 87-B W & S Reserve	11/18/1987				13,436.22				
Charles Town 88-B (B2) W & S Revenue	5/20/1988	0.000%	558,000	300,456	14,193.98	2028	10/	MBC - BNY2	S&J
Charles Town 88-B (B2) W & S Reserve	5/20/1988				17,438.49				
Charles Town 89-B W & S Revenue	4/13/1989	0.000%	117,480	66,271	2,989.15	2029	10/	MBC - BNY2	S&J
Charles Town 89-B W & S Reserve	4/13/1989				3,542.98				
Charleston Public Improvement 89 GO	10/1/1989	7.100% - 7.200%	15,000,000	2,645,000	79,988.45	2009	10/04	UNITED B-CHAS	JK
Charleston 05-A Parking Ref Revenue	3/8/2005	2.500% - 4.500%	8,710,000	6,825,000	199,913.48	2016	06/12	MBC - DTC	JK

ACCOUNT NAME	ISSUE DATE	INTEREST RATE	ORIGINAL ISSUE	OUTSTANDING (06/30/08)	ACCT - BAL (06/30/08)	LAST DEBT	DEBT MONTH	PAYING AGENT	BOND I COUNSEL
Charleston 05-A Parking Ref Reserve	3/8/2005				882,781.65				
Charleston 05-B Parking Ref Revenue	4/1/2005	3.000% - 4.000%	2,655,000	1,625,000	83,945.32	2013	06/12	MBC - DTC	JK
Charleston 05-B Parking Ref Reserve	4/1/2005				269,087.69				
Charleston 01-A Sewer Revenue	2/22/2001	2.000% - +1.0%AF	1,111,357	823,147	18,709.59	2022	36/91	MBC - DEP	JK
Charleston 01-A Sewer Reserve	2/22/2001				68,747.10				
Charleston 01-B Sewer Revenue	5/22/2001	7.850%	823,741	751,489	37,950.38	2029	10/04	MBC - BNY	JK
Charleston 01-B Sewer Reserve	5/22/2001				74,662.22				
Charleston 01-C Sewer Revenue	5/22/2001	0.000%	30,492	23,131	1,106.90	2029	10/	MBC - BNY2	JK
Charleston 01-C Sewer Reserve	5/22/2001				1,320.44				
Charleston 02-A Sewer Ref Revenue	12/1/2002	2.000% - 3.700%	1,755,000	840,000	159,856.91	2012	01/07	MBC - DTC	JK
Charleston 02-A Sewer Ref Reserve	12/1/2002				177,873.51				
Charleston 02-B Sewer Ref Revenue	12/1/2002	2.000% - 4.430%	5,160,000	3,585,000	338,777.47	2017	01/07	MBC - DTC	JK
Charleston 02-B Sewer Ref Reserve	12/1/2002				492,039.79				
Charleston 04-A Sewer Revenue	3/23/2004	2.000% - +1.0%AF	9,835,120	8,597,998	96,193.84	2025	36/91	MBC - DEP	JK
Charleston 04-A Sewer Reserve	3/23/2004				608,304.01				
Charleston 05-A Sewer Revenue	5/5/2005	5.050%	36,617,310	35,819,635	794,592.42	2044	10/04	MBC - BNY	JK
Charleston 05-A Sewer Reserve	5/5/2005				2,212,672.83				
Charleston 05-B1 Sewer Revenue	5/5/2005	2.000%	1,822,690	1,759,468	36,041.99	2044	10/04	MBC - BBT	JK
Charleston 05-B2 Sewer Revenue	5/5/2005	2.000%	334,771	306,939	13,267.88	2044	10/04	MBC - BBT	JK
Charleston 08-A Sewer Revenue	6/26/2008	2.000% - +1.0%AF	#9,000,000	6,791,872	0.00	2030	36/91	MBC - DEP	JK
Charleston 08-A Sewer Reserve	6/26/2008				547,093.00				
Charleston 89-A Sewer Revenue	3/21/1989	8.400%	1,912,194	1,659,354	85,795.72	2029	10/04	MBC - BNY	JK
Charleston 89-A Sewer Reserve	3/21/1989				172,144.09				
Charleston 89-B Sewer Revenue	3/21/1989	0.000%	283,458	159,899	7,461.27	2029	10/	MBC - BNY2	JK
Charleston 89-B Sewer Reserve	3/21/1989				9,490.25				
Charleston 89-C Sewer Revenue	11/21/1989	8.400%	829,856	720,128	37,240.07	2029	10/04	MBC - BNY	JK
Charleston 89-C Sewer Reserve	11/21/1989				74,707.35				
Charleston 89-D Sewer Revenue	11/21/1989	0.000%	123,015	69,393	3,246.39	2029	10/	MBC - BNY2	JK
Charleston 89-D Sewer Reserve	11/21/1989				4,119.72				
Charleston 93-A Sewer Revenue	12/2/1993	3.000%	773,237	271,345	5,127.26	2014	36/91	MBC - DEP	JK
Charleston 93-A Sewer Reserve	12/2/1993				52,460.54				
Charleston 96-A Sewer Revenue	10/9/1996	2.000% - +1.0%AF	2,671,058	1,435,058	44,966.11	2018	36/91	MBC - DEP	JK
Charleston 96-A Sewer Reserve	10/9/1996				165,221.29				

ACCOUNT NAME	ISSUE DATE	INTEREST RATE	ORIGINAL ISSUE	OUTSTANDING (06/30/08)	ACCT - BAL (06/30/08)	LAST DEBT	DEBT MONTH	PAYING AGENT	BOND I COUNSEL
Charleston 96-B Sewer Revenue	11/26/1996	2.000% - +1.0%AF	395,299	202,464	6,654.13	2017	36/91	MBC - DEP	JK
Charleston 96-B Sewer Reserve	11/26/1996				24,451.82				
Charleston 97-A Sewer Revenue	7/22/1997	2.000% - +1.0%AF	732,688	402,767	12,335.24	2018	36/91	MBC - DEP	JK
Charleston 97-A Sewer Reserve	7/22/1997				45,322.61				
Charleston 97-B Sewer Revenue	10/7/1997	2.000% - +1.0%AF	5,237,584	3,072,816	88,171.14	2019	36/91	MBC - DEP	JK
Charleston 97-B Sewer Reserve	10/7/1997				323,978.22				
Charleston 98-A Sewer Revenue	12/10/1998	2.000% - +1.0%AF	994,537	595,618	16,741.87	2019	36/91	MBC - DEP	JK
Charleston 98-A Sewer Reserve	12/10/1998				61,518.09				
Charleston 99-A Sewer Revenue	6/22/1999	8.380%	686,229	600,583	34,373.49	2026	10/04	MBC - BNY	JK
Charleston 99-A Sewer Reserve	6/22/1999				65,904.65				
Charleston 99-B Sewer Revenue	6/22/1999	0.000%	132,072	89,621	4,904.15	2026	10/	MBC - BNY2	JK
Charleston 99-B Sewer Reserve	6/22/1999				6,057.53				
Charleston 98 Civic Center Imp Revenue	9/1/1998	4.600% - 5.100%	3,635,000	2,775,000	171,683.56	2023	09/03	MBC - DTC	G&G
Charleston 99 Civic Center Imp Revenue	12/23/1999	4.500% - 6.700%	4,060,000	3,355,000	121,035.39	2024	12/06	MBC - DTC	G&G
Chas-Kan Cty Reg Devel Auth 00-A W Rev	1/27/2000	4.350% - 6.375%*	8,705,000	8,115,000	152,473.74	2039	06/12	MBC - BNY	VLF
Chas-Kan Cty Reg Devel Auth 00-B W Rev	1/27/2000	4.350% - 5.600%*	2,950,000	715,000	43,899.01	2010	06/12	MBC - BNY	VLF
Chas-Kan Cty Reg Devel Auth 05-A W Res	6/28/2005				36,933.63				S&J
Chelyan PSD 02 Sewer Revenue	6/4/2002	0.000%	3,118,574	2,754,065	14,748.16	2042	36/91	MBC - UNB	G&G
Chelyan PSD 02 Sewer Reserve	6/4/2002				40,771.64				
Chelyan PSD 94-A Sewer Revenue	4/22/1994	6.750%	1,023,500	907,224	35,929.58	2033	10/04	MBC - BNY	JK
Chelyan PSD 94-A Sewer Reserve	4/22/1994				76,872.46				
Chelyan PSD 94-B Sewer Revenue	4/22/1994	6.750%	175,276	155,363	6,153.99	2033	10/04	MBC - BNY	JK
Chelyan PSD 94-B Sewer Reserve	4/22/1994				13,852.19				
Chelyan PSD 95-A Sewer Revenue	6/29/1995	6.750%	634,000	565,214	22,385.76	2033	10/04	MBC - BNY	JK
Chelyan PSD 95-A Sewer Reserve	6/29/1995				47,893.58				
Chelyan PSD 99-A Sewer Revenue	7/15/1999	0.000% - +0.5%AF	2,518,000	1,909,464	16,430.29	2031	36/91	MBC - DEP	JK
Chelyan PSD 99-A Sewer Reserve	7/15/1999				69,810.58				
Chester 77 Water & Sewer Revenue	12/16/1977	5.000%	1,879,000	791,000	34,396.30	2017	04/10	GMAC-CPLT1:B1T	GOVT
Chester 77 Water & Sewer Reserve	12/16/1977				226,524.00				
Chester 88-A Water & Sewer Revenue	7/6/1988	9.000%	1,133,851	982,333	53,681.55	2028	10/04	MBC - BNY	S&J
Chester 88-A Water & Sewer Reserve	7/6/1988				108,428.65				
Chester 88-B Water & Sewer Revenue	7/6/1988	0.000%	283,463	152,639	7,436.70	2028	10/	MBC - BNY2	S&J
Chester 88-B Water & Sewer Reserve	7/6/1988				8,282.85				

ACCOUNT NAME	ISSUE DATE	INTEREST RATE	ORIGINAL ISSUE	OUTSTANDING (06/30/08)	ACCT - BAL (06/30/08)	LAST DEBT	DEBT MONTH	PAYING AGENT	BOND I	COUNSEL
Chester 96-A Water & Sewer Revenue	12/17/1996	0.000% - +1.0%AF	1,301,239	634,354	20,722.44	2018	36/91	MBC - DEP		S&J
Chester 96-A Water & Sewer Reserve	12/17/1996				74,039.17					
Chestnut Ridge PSD 95 Water Revenue	10/10/1995	6.750%	185,000	164,953	7,048.51	2033	10/04	MBC - BNY		S&J
Chestnut Ridge PSD 95 Water Reserve	10/10/1995				13,978.06					
Clarksburg 98 Parking Revenue	8/10/1998	5.500%	#750,000	319,936	9,905.31	2013	06/12	MBC-WESBK:BH		S&J
Clarksburg 98 Parking Reserve	8/10/1998				76,969.48					
Clarksburg 96 Sewer Revenue	10/24/1996	2.000% - +1.0%AF	6,484,243	3,564,457	74,229.81	2018	36/91	MBC - DEP		S&J
Clarksburg 96 Sewer Reserve	10/24/1996				401,072.22					
Clarksburg 01-A Water Revenue	4/23/2001	2.000% - +1.0%AF	2,383,850	1,738,245	13,083.15	2022	36/91	MBC - BPH		S&J
Clarksburg 01-A Water Reserve	4/23/2001				123,086.40					
Clarksburg 02 Water Ref Revenue	7/1/2002	1.600% - 4.960%	16,260,000	10,515,000	181,330.25	2019	09/03	MBC - DTC	I	S&J
Clarksburg 02 Water Ref Reserve	7/1/2002				1,406,591.85					
Clarksburg 04-A Water Revenue	9/28/2004	5.000%	1,885,764	1,706,652	70,867.56	2024	04/10	MBC - BNY		S&J
Clarksburg 04-A Water Reserve	9/28/2004				129,556.66					S&J
Clarksburg 92 Water Imp & Ref Revenue	12/1/1992	3.250% - 6.800%	25,500,405	1,970,405	646,289.16	2012	09/	BANK OF NY	I	S&J
Clarksburg 92 Water Imp & Ref Reserve	12/1/1992				353,700.12					
Clay 70 Water & Sewer Revenue Escrow	1/1/1970	4.250%	116,000	*6,000	3,854.73	2009	01/07	EDA-ATLANTA		GOVT
Clay 98-B Water & Sewer Revenue	3/27/1998	0.000%	185,000	140,839	397.00	2037	36/91	MBC - UNB		S&J
Clay 98-B Water & Sewer Reserve	3/27/1998				4,784.88					
Clay County PSD 05-A Water Reserve	12/19/2005				2,221.96					
Clay County PSD 08 Water Reserve	6/26/2008									
Clay County PSD 94-B Water Revenue	10/21/1994	6.750%	333,000	296,871	13,193.94	2033	10/04	MBC - BNY		JK
Clay County PSD 94-B Water Reserve	10/21/1994				28,156.52					
Clay-Roane PSD 04-A Water Revenue	11/12/2004	0.000%	1,000,000	953,947	4,709.53	2044	36/91	MBC - UNB		G&G
Clay-Roane PSD 04-A Water Reserve	11/12/2004				5,233.85					
Clay-Roane PSD 04-B Water Reserve	11/12/2004				3,350.07					G&G
Clay-Roane PSD 82 Water Reserve	9/24/1982				11,338.71					G&G
Clay-Roane PSD 90 Water Reserve	11/5/1990				26,545.38					G&G
Clay-Roane PSD 97 Water Reserve	4/4/1997				2,212.98					G&G
Claywood Park PSD 01 Sewer Revenue	1/4/2001	0.000% - +0.5%AF	1,800,000	1,425,000	8,248.03	2032	36/91	MBC - DEP		BRM
Claywood Park PSD 01 Sewer Reserve	1/4/2001				41,184.90					
Claywood Park PSD 89-A Sewer Revenue	10/10/1989	8.400%	2,801,862	2,431,386	103,667.76	2029	10/04	MBC - BNY		JK
Claywood Park PSD 89-A Sewer Reserve	10/10/1989				252,176.53					

ACCOUNT NAME	ISSUE DATE	INTEREST RATE	ORIGINAL ISSUE	OUTSTANDING (06/30/08)	ACCT - BAL (06/30/08)	LAST DEBT	DEBT MONTH	PAYING AGENT	BOND I COUNSEL
Claywood Park PSD 89-B Sewer Revenue	10/10/1989	0.000%	415,340	234,294	8,563.51	2029	10/	MBC - BNY2	JK
Claywood Park PSD 89-B Sewer Reserve	10/10/1989				11,059.49				
Claywood Park PSD 03 Water Ref Revenue	6/1/2003	3.500% - 5.500%	975,000	830,000	14,666.38	2032	06/12	MBC - DTC	BRM
Claywood Park PSD 03 Water Ref Reserve	6/1/2003				76,717.96				
Claywood Park PSD 06-A Water Ref Reserve	6/28/2006				1,883.00				
Claywood Park PSD 06-B Water Ref Reserve	6/28/2006				385.00				
Claywood Park PSD 06-C Water Ref Reserve	6/28/2006				1,156.00				
Clover PSD 01 Water Reserve	3/7/2001				5,120.52				
Cool Ridge-Flat Top PSD 07-A Water Res	3/1/2007				0.00				
Cool Ridge-Flat Top PSD 07-B Water Res	3/1/2007				0.00				
Cottageville PSD 99 Sewer Revenue	2/24/1999	2.000% - +1.0%AF	429,090	282,771	3,019.70	2020	36/91	MBC - DEP	G&G
Cottageville PSD 99 Sewer Reserve	2/24/1999				23,353.85				
Cowen PSD 04-A Water & Sewer Revenue	12/29/2004	0.000% - +1.0%AF	400,000	373,333	4,187.02	2036	36/91	MBC - BPH	S&J
Cowen PSD 04-A Water & Sewer Reserve	12/29/2004				4,332.62				
Cowen PSD 04-B Water & Sewer Revenue	12/29/2004	2.000% - +1.0%AF	800,000	733,585	15,097.09	2026	36/91	MBC - BPH	S&J
Cowen PSD 04-B Water & Sewer Reserve	12/29/2004				11,437.71				
Cowen PSD 94 Water & Sewer Revenue	4/6/1994	3.000%	268,500	105,361	3,404.59	2014	36/91	MBC - DEP	S&J
Cowen PSD 94 Water & Sewer Reserve	4/6/1994				18,217.38				
Crab Orchard-MacArthur PSD 01A Sewer Rev	10/3/2001	0.000% - +0.5%AF	6,818,600	5,625,338	26,101.18	2033	36/91	MBC - DEP	S&J
Crab Orchard-MacArthur PSD 01A Sewer Res	10/3/2001				229,589.20				
Crab Orchard-MacArthur PSD 04-B BAN	3/30/2004	3.000%	600,000	CALLED 06	0.19	2006	03/	MBC-CITYNATL	S&J
Crab Orchard-MacArthur PSD 06A Sewer Rev	9/6/2006	0.000% - +.5%AF	1,314,606	1,303,650	3,961.67	2038	36/91	MBC - DEP	S&J
Crab Orchard-MacArthur PSD 06A Sewer Res	9/6/2006				44,249.15				
Crab Orchard-MacArthur PSD 06B Sewer Rev	9/6/2006	0.000%	5,852,000	5,852,000	12,749.33	2046	36/91	MBC - UNB	S&J
Crab Orchard-MacArthur PSD 06B Sewer Res	9/6/2006				41,248.49				
Crab Orchard-MacArthur PSD 08A Sewer Rev	3/27/2008	0.000% - 3.910%	3,712,815	3,689,685	24,458.13	2025	99/99	MBC-BB&T:BH	BRM
Crab Orchard-MacArthur PSD 08A Sewer Res	3/27/2008				294,764.19				
Crab Orchard-MacArthur PSD 86B Sewer Rev	5/29/1986	0.000%	161,688	74,625	3,885.55	2025	10/	MBC - BNY2	S&J
Crab Orchard-MacArthur PSD 86B Sewer Res	5/29/1986				4,194.32				
Crab Orchard-MacArthur PSD 96A S Ref Rev	7/15/1996	3.500% - 5.500%	4,925,000	CALLED 08	0.00	2025	10/04	UNITED B-CHAS	V&W
Crab Orchard-MacArthur PSD 96A S Ref Res	7/15/1996				1.12				
Crab Orchard-MacArthur PSD 97A Sewer Rev	6/5/1997	0.000% - +1.0%AF	250,000	131,250	1,895.59	2018	36/91	MBC - DEP	BRM
Crab Orchard-MacArthur PSD 97A Sewer Res	6/5/1997				12,728.78				

ACCOUNT NAME	ISSUE DATE	INTEREST RATE	ORIGINAL ISSUE	OUTSTANDING (06/30/08)	ACCT - BAL (06/30/08)	LAST DEBT	DEBT MONTH	PAYING AGENT	BOND I COUNSEL
Crab Orchard-MacArthur PSD 97B Sewer Rev	6/5/1997	0.000%	1,774,300	1,330,725	6,415.86	2037	36/91	MBC - UNB	BRM
Crab Orchard-MacArthur PSD 97B Sewer Res	6/5/1997				46,729.18				
Crab Orchard-MacArthur PSD 99 Sewer Rev	12/16/1999	2.000% - +1.0%AF	478,630	332,334	3,696.44	2021	36/91	MBC - DEP	S&J
Crab Orchard-MacArthur PSD 99 Sewer Res	12/16/1999				29,601.35				
Craigsville PSD 05-A Sewer Revenue	7/11/2005	0.000%	1,272,440	1,230,857	4,506.77	2045	36/91	MBC - UNB	S&J
Craigsville PSD 05-A Sewer Reserve	7/11/2005				4,910.80				
Craigsville PSD 86-A Sewer Revenue	2/18/1986	9.750%	650,000	541,306	23,710.18	2025	10/04	MBC - BNY	S&J
Craigsville PSD 86-A Sewer Reserve	2/18/1986				65,080.02				
Craigsville PSD 98-A Water Revenue	1/6/1998	0.000%	1,361,000	1,029,474	2,914.07	2037	36/91	MBC - UNB	S&J
Craigsville PSD 98-A Water Reserve	1/6/1998				35,023.12				
Crum PSD 02-A Water Reserve	5/9/2002				20,663.76				
Crum PSD 93 Water Reserve	9/8/1993				8,963.46				
Culloden PSD 03-A Sewer Revenue	7/31/2003	0.000% - +0.5%AF	689,000	606,654	3,487.65	2043	36/91	MBC - DEP	S&J
Culloden PSD 03-A Sewer Reserve	7/31/2003				15,499.61				
Culloden PSD 03-B Sewer Ref Reserve	7/31/2003				0.00				
Culloden PSD 03-C Sewer Ref Revenue	7/31/2003	5.000%	84,000	69,536	4,867.28	2020	10/04	MBC - BBT	S&J
Culloden PSD 03-C Sewer Ref Reserve	7/31/2003				7,592.19				
Culloden PSD 04-A Sewer Revenue	12/29/2004	0.000% - +0.5%AF	1,100,000	1,036,129	5,577.63	2044	36/91	MBC - DEP	S&J
Culloden PSD 04-A Sewer Reserve	12/29/2004				7,197.85				
Danese PSD 70&71 Water Reserve					0.00				
Danese PSD 70&71 Water Depreciation					2,274.27				
Danese PSD 02-A Water Reserve	8/22/2002				9,172.74				
Danese PSD 70 Water Revenue	4/28/1970	5.000%	275,000	CALLED 08	0.00	2010	01/	GMAC-CPLT1:B1T	S&J
Danese PSD 71 Water Revenue	12/8/1971	5.000%	73,000	CALLED 08	0.00	2011	01/	GMAC-CPLT1:B1T	S&J
Davis 94 Water & Sewer Revenue	9/15/1994	3.000%	154,000	62,530	2,611.97	2015	36/91	MBC - DEP	S&J
Davis 94 Water & Sewer Reserve	9/15/1994				10,449.41				
Davis 94 Water & Sewer R&R	9/15/1994				55,895.37				
Delbarton 99 Sewer Note	6/15/1999	0.000%	66,073	66,073	0.00	2004	06/	MBC - UNB	JK
Delbarton 01-A Water Revenue	7/18/2001	0.000% - +1.0%AF	258,000	206,400	4,131.62	2032	36/91	MBC - BPH	S&J
Delbarton 01-A Water Reserve	7/18/2001				8,713.84				
Doddridge County Schools 04 GO	4/1/2004	3.500% - 3.600%	8,900,000	7,120,000	199,656.38	2019	05/11	MBC - DTC	BRM
Dunbar 99 Sewer Revenue	8/24/1999	0.000% - +0.5%AF	16,152,148	11,648,175	55,023.22	2027	36/91	MBC - DEP	JTP
Dunbar 99 Sewer Reserve	8/24/1999				334,476.77				

ACCOUNT NAME	ISSUE DATE	INTEREST RATE	ORIGINAL ISSUE	OUTSTANDING (06/30/08)	ACCT - BAL (06/30/08)	LAST DEBT	DEBT MONTH	PAYING AGENT	BOND I COUNSEL
Durbin 87-A Sewer Revenue	3/12/1987	8.380%	144,503	63,885	9,157.98	2013	10/04	MBC - BNY	JK
Durbin 87-A Sewer Reserve	3/12/1987				14,337.37				
Durbin 87-B Sewer Revenue	3/12/1987	0.000%	34,470	8,273	2,174.95	2013	10/	MBC - BNY2	JK
Durbin 87-B Sewer Reserve	3/12/1987				1,510.82				
East Bank 95-A Sewer Revenue	7/27/1995	2.000% - +1.0%AF	559,373	226,391	10,461.34	2015	36/91	MBC - DEP	H&P
East Bank 95-A Sewer Reserve	7/27/1995				37,760.67				
East Bank 87 Water Reserve	9/9/1987				10,135.05				JKHO
East View PSD 86-A Sewer Revenue	6/13/1986	9.750%	340,000	283,830	17,708.81	2025	10/04	MBC - BNY	S&J
East View PSD 86-A Sewer Reserve	6/13/1986				34,926.40				
Eastern Wyoming PSD 01-A Water Revenue	10/16/2001	0.000% - +1.0%AF	360,000	282,000	1,221.32	2031	36/91	MBC - BPH	STB
Eastern Wyoming PSD 01-A Water Reserve	10/16/2001				8,601.13				
Eastern Wyoming PSD 04-A Water Revenue	8/24/2004	0.000% - +1.0%AF	570,000	522,500	1,841.23	2035	36/91	MBC - BPH	STB
Eastern Wyoming PSD 04-A Water Reserve	8/24/2004				5,005.61				
Eastern Wyoming PSD 06-A Water Revenue	1/12/2006	0.000% - +1.0%AF	2,570,000	2,505,749	8,307.99	2037	36/91	MBC - BPH	STB
Eastern Wyoming PSD 06-A Water Reserve	1/12/2006				7,214.15				
Elizabeth 82-A Sewer R&R	9/13/1982				1,237.61				
Elizabeth 82-B Sewer Revenue	9/13/1982	0.000%	87,894	28,506	2,113.33	2019	10/	MBC - BNY2	S&J
Elizabeth 99 Sewer Revenue	8/31/1999	0.000% - +1.0%AF	108,000	67,500	1,082.85	2020	36/91	MBC - DEP	G&G
Elizabeth 99 Sewer Reserve	8/31/1999				4,671.02				
Elizabeth 02 Water Reserve	2/6/2002				6,331.23				
Elizabeth 08 Water Reserve	2/8/2008				0.00				
Elizabeth 82 Water Reserve	6/9/1982				32,432.87				
Elizabeth 82 Water Depreciation	6/9/1982				64,177.68				
Elk Valley (Elk-Pinch) PSD 87A Sewer Rev	8/20/1987	8.380%	5,227,400	4,296,185	206,780.70	2026	10/04	MBC - BNY	LFG
Elk Valley (Elk-Pinch) PSD 87A Sewer Res	8/20/1987				471,418.52				
Elk Valley (Elk-Pinch) PSD 87B Sewer Rev	8/20/1987	0.000%	1,282,163	641,081	45,381.86	2026	10/	MBC - BNY2	LFG
Elk Valley (Elk-Pinch) PSD 87B Sewer Res	8/20/1987				34,602.13				
Elk Valley (Big Sandy) PSD 90-A S Rev	7/12/1990	8.100%	1,388,390	1,200,379	51,213.28	2029	10/04	MBC - BNY	S&J
Elk Valley (Big Sandy) PSD 90-A S Res	7/12/1990				121,644.27				
Elk Valley (Big Sandy) PSD 90-B S Rev	7/12/1990	0.000%	62,701	36,301	2,467.32	2029	10/	MBC - BNY2	S&J
Elk Valley (Big Sandy) PSD 90-B S Res	7/12/1990				2,626.35				
Elkins 04-A Sewer Refunding Revenue	6/18/2004	4.250%	1,022,000	803,033	16,760.79	2019	99/99	MBC-DAVIS TR:BH	S&J
Elkins 04-A Sewer Refunding Reserve	6/18/2004				106,145.67				

ACCOUNT NAME	ISSUE DATE	INTEREST RATE	ORIGINAL ISSUE	OUTSTANDING (06/30/08)	ACCT - BAL (06/30/08)	LAST DEBT	DEBT MONTH	PAYING AGENT	BOND I	COUNSEL
Elkins 06-A Sewer Refunding Revenue	12/12/2006	2.000% - +1.0%AF	8,588,400	8,428,249	0.00	2028	36/91	MBC - DEP		S&J
Elkins 06-A Sewer Refunding Reserve	12/12/2006				531,235.45					
Elkins 08-A Sewer Refunding Revenue	5/16/2008	5.250%	#600,000	0	0.00		99/99	MBC-HNB:ELKINS		S&J
Elkins 08-A Sewer Refunding Reserve	5/16/2008									
Elkins 86-B Sewer Revenue	4/28/1986	0.000%	517,001	232,650	23,449.29	2025	10/	MBC - BNY2		JK
Elkins 86-B Sewer Reserve	4/28/1986				18,662.49					
Elkins 96-A Sewer Revenue	8/22/1996	2.000% - +1.0%AF	300,000	149,863	4,100.87	2017	36/91	MBC - DEP		S&J
Elkins 96-A Sewer Reserve	8/22/1996				18,566.09					
Elkins Road PSD 04-A Water Reserve	12/20/2004				4,257.49					
Elkins Road PSD 04-B Water Revenue	12/20/2004	0.000%	1,509,788	1,440,713	3,615.25	2044	36/91	MBC - UNB		S&J
Elkins Road PSD 04-B Water Reserve	12/20/2004				7,505.45					S&J
Elkins 66 Water Revenue	7/1/1966	4.000% - 4.500%	285,000	ET:CITIZEN	0.00	2006	07/01	US BANK		MRC
Elkins Road PSD 98-A Water Revenue	9/10/1998	0.000%	2,032,000	1,586,271	9,866.54	2038	36/91	MBC - UNB		S&J
Elkins Road PSD 98-A Water Reserve	9/10/1998				52,178.97					
Enlarged Hepzibah W PSD 03-A Sewer Rev	9/23/2003	0.000% - +0.5%AF	1,900,000	1,694,158	0.00	2035	36/91	MBC - DEP		S&J
Enlarged Hepzibah W PSD 03-A Sewer Res	9/23/2003				12,696.53					
Enlarged Hepzibah PSD 05-A Sewer Reserve	7/25/2005				205.41					
Fairmont 85 & 88 Sewer Ref Reserve					86,082.94					
Fairmont 85 & 88 Sewer Ref Depreciation					942.45					
Fairmont 03-A Sewer Revenue	6/26/2003	0.000% - +0.5%AF	#485,543	424,838	1,740.62	2034	36/91	MBC - DEP		S&J
Fairmont 03-A Sewer Reserve	6/26/2003				18,990.60					
Fairmont 07-A Sewer Revenue	10/11/2007	2.000% - +1.0%AF	#5,577,760	3,336,901	0.00	2029	36/91	MBC - DEP		S&J
Fairmont 07-A Sewer Reserve	10/11/2007				0.00					
Fairmont 88 Sewer Ref Revenue	11/30/1988	6.600% - 7.750%	3,680,320	596,525	469,596.13	2011	11/	BK OF NY	I	S&J
Fairmont 08-A Water Revenue	6/26/2008	0.000% - +1.0%AF	#2,750,000	91,668	0.00	2039	36/91	MBC - BPH		S&J
Fairmont 08-A Water Reserve	6/26/2008				91,668.00					
Fairmont 83 Water Revenue	12/2/1983	6.500% - 10.000%	10,500,000	ET:OVB-CHA	0.00	2013	07/01	BBT		JK
Fairmont 97 Water Ref Revenue	6/1/1997	4.250% - 5.500%	10,260,000	5,150,000	888,504.01	2013	07/01	BANK OF NY	I	S&J
Fairmont 97 Water Ref Reserve	6/1/1997		LTR/CREDIT		6,851.24					
Fairmont 98 Water Revenue	12/15/1998	3.600% - 4.900%	9,600,000	8,945,000	337,903.78	2029	07/01	MBC - DTC	I	S&J
Fairmont 98 Water Reserve	12/15/1998				788,804.83					
Fairmont 99 Water Revenue	1/1/1999	4.500% - 5.250%	19,945,000	19,945,000	501,599.02	2029	07/01	MBC - DTC	I	S&J
Fairmont 99 Water Reserve	1/1/1999				1,754,060.79					

ACCOUNT NAME	ISSUE DATE	INTEREST RATE	ORIGINAL ISSUE	OUTSTANDING (06/30/08)	ACCT - BAL (06/30/08)	LAST DEBT	DEBT MONTH	PAYING AGENT	BOND I COUNSEL
Farmington 07-A Sewer Revenue	11/14/2007	0.000%	#320,000	242,534	0.00	2047	36/91	MBC - UNB	S&J
Farmington 07-A Sewer Reserve	11/14/2007				8,367.57				
Fayetteville 06-A Water & Sewer BAN	9/27/2006	4.500%	1,010,000	1,010,000	2,250.22	2008	10/04	MBC - DTC	S&J
Fayetteville 06-B Water & Sewer BAN	9/27/2006	6.800%	530,000	530,000	1,916.57	2008	10/04	MBC - DTC	S&J
Fayetteville 93-A Water & Sewer Revenue	5/14/1993	6.750%	450,000	174,586	30,203.18	2012	10/04	MBC - BNY	S&J
Fayetteville 93-A Water & Sewer Reserve	5/14/1993				43,369.80				
Fayetteville 93-B Water & Sewer Revenue	10/7/1993	0.000%	4,475,753	1,454,615	38,510.79	2014	36/91	MBC - DEP	S&J
Fayetteville 93-B Water & Sewer Reserve	10/7/1993				249,923.48				
Fayetteville 95 Water & Sewer Ref Rev	5/1/1995	4.500% - 6.250%	1,365,000	600,000	31,857.79	2014	05/11	BK OF NY	S&J
Fayetteville 95 Water & Sewer Ref Res	5/1/1995				64,435.88				
Flatwoods-Canoe Run PSD 90-A Sewer Rev	11/14/1990	8.100%	1,147,938	992,487	2,931.42	2029	10/04	MBC - BNY	S&J
Flatwoods-Canoe Run PSD 90-A Sewer Res	11/14/1990		LTR/CREDIT		2.03				
Flatwoods-Canoe Run PSD 90-B Sewer Rev	11/14/1990	0.000%	51,842	30,014	340.86	2029	10/	MBC - BNY2	S&J
Flatwoods-Canoe Run PSD 90-B Sewer Res	11/14/1990				1,364.65				
Flatwoods-Canoe Run PSD 90-C Sewer Res	11/14/1990				46,690.70				
Flatwoods-Canoe Run PSD 91-A Sewer Rev	11/15/1991	7.750%	275,806	239,919	664.17	2031	10/04	MBC - BNY	S&J
Flatwoods-Canoe Run PSD 91-A Sewer Res	11/15/1991		LTR/CREDIT		2.65				
Flatwoods-Canoe Run PSD 91-B Sewer Rev	11/15/1991	0.000%	9,194	5,658	69.29	2031	10/	MBC - BNY2	S&J
Flatwoods-Canoe Run PSD 91-B Sewer Res	11/15/1991				235.83				
Flatwoods-Canoe Run PSD 94 Sewer Revenue	4/14/1994	0.000%	2,896,000	990,730	(68.36)	2014	36/91	MBC - DEP	S&J
Flatwoods-Canoe Run PSD 94 Sewer Reserve	4/14/1994		LTR/CREDIT		0.23				
Flatwoods-Canoe Run PSD 97 Sewer Revenue	2/11/1997	0.000% - +1.0%AF	400,000	195,000	(9.83)	2018	36/91	MBC - DEP	S&J
Flatwoods-Canoe Run PSD 97 Sewer Reserve	2/11/1997		LTR/CREDIT		0.21				
Flatwoods-Canoe Run PSD 01 W Imp&Ref Rev	10/1/2001	4.250% - 5.650%	2,240,000	2,045,000	69,032.65	2031	10/04	MBC - DTC	G&G
Flatwoods-Canoe Run PSD 01 W Imp&Ref Res	10/1/2001				148,233.83				
Flatwoods-Canoe Run PSD 05-A Water Rev	12/8/2005	0.000%	5,085,825	4,952,862	9,381.85	2045	36/91	MBC - UNB	S&J
Flatwoods-Canoe Run PSD 05-A Water Res	12/8/2005				8,679.20				
Flatwoods-Canoe Run PSD 07-A Water Rev	4/24/2007	0.000%	#1,014,000	976,621	822.50	2047	36/91	MBC - UNB	S&J
Flatwoods-Canoe Run PSD 07-A Water Res	4/24/2007				0.00				
Flatwoods-Canoe Run PSD 96-A Water Res	6/12/1996				12,965.38				
Flatwoods-Canoe Run PSD 96-B Water Res	6/12/1996				3,795.53				
Flatwoods-Canoe Run PSD 98-B Water Rev	9/24/1998	3.000%	890,000	766,930	0.00	2038	36/91	MBC - UNB	S&J
Flatwoods-Canoe Run PSD 98-B Water Res	9/24/1998				40,460.44				

ACCOUNT NAME	ISSUE DATE	INTEREST RATE	ORIGINAL ISSUE	OUTSTANDING (06/30/08)	ACCT - BAL (06/30/08)	LAST DEBT	DEBT MONTH	PAYING AGENT	BOND I COUNSEL
Flemington 98-A Sewer Revenue	6/4/1998	0.000% - +1.0%AF	160,000	92,000	1,325.87	2019	36/91	MBC - DEP	S&J
Flemington 98-A Sewer Reserve	6/4/1998				8,097.38				
Flemington 98-B Sewer Revenue	6/4/1998	0.000%	663,700	512,859	1,728.89	2038	36/91	MBC - UNB	S&J
Flemington 98-B Sewer Reserve	6/4/1998				17,751.71				
Follansbee 98-A Sewer Revenue	6/4/1998	0.000% - +1.0%AF	8,616,372	5,062,107	702.69	2020	36/91	MBC - DEP	S&J
Follansbee 98-A Sewer Reserve	6/4/1998				430,819.97				
Follansbee 02-A Water Revenue	8/16/2002	5.800%	7,790,000	7,430,334	180,666.21	2039	10/04	MBC - BNY	S&J
Follansbee 02-A Water Reserve	8/16/2002				317,909.16				
Fort Gay 99-A Water Revenue	7/19/1999	0.000% - +1.0%AF	305,000	221,114	1,054.35	2030	36/91	MBC - BPH	JK
Fort Gay 99-A Water Reserve	7/19/1999				8,639.58				
Fountain PSD 07-A Water Reserve	1/7/2007				0.00				S&J
Fountain PSD 07-B Water Revenue	1/9/2007	0.000%	1,140,000	1,132,645	4,925.18	2046	36/91	MBC - UNB	S&J
Fountain PSD 07-B Water Reserve	1/9/2007				0.00				
Fountain PSD 90-A Water Revenue	4/20/1990	7.850%	356,633	305,004	12,868.94	2029	10/04	MBC - BNY	S&J
Fountain PSD 90-A Water Reserve	4/20/1990				30,303.51				
Fountain PSD 90-B Water Revenue	4/20/1990	0.000%	16,642	9,388	535.33	2029	10/	MBC - BNY2	S&J
Fountain PSD 90-B Water Reserve	4/20/1990				576.46				
Frankfort PSD 00-A Sewer Revenue	6/22/2000	0.000% - +0.5%AF	500,000	395,825	4,306.41	2032	36/91	MBC - DEP	S&J
Frankfort PSD 00-A Sewer Reserve	6/22/2000				11,633.03				
Frankfort PSD 00-B Sewer Revenue	6/22/2000	0.000%	1,572,459	1,315,509	10,464.34	2040	36/91	MBC - UNB	S&J
Frankfort PSD 00-B Sewer Reserve	6/22/2000				28,692.59				
Frankfort PSD 06-A Sewer Revenue	4/25/2006	0.000%	#200,000	165,500	1,679.91	2027	36/91	MBC - UNB	S&J
Frankfort PSD 06-A Sewer Reserve	4/25/2006				1,180.84				
Frankfort PSD 08-A Water Revenue	5/6/2008	0.000%	400,000	400,000	0.00	2048	36/91	MBC - UNB	S&J
Frankfort PSD 08-A Water Reserve	5/6/2008				0.00				
Franklin 03 Sewer Revenue	2/11/2003	0.000% - +0.5%AF	1,332,645	1,154,949	1,113.38	2034	36/91	MBC - DEP	S&J
Franklin 03 Sewer Reserve	2/11/2003				11,653.63				
Franklin 87-A Sewer Revenue	6/8/1987	8.380%	220,741	97,590	10,748.56	2013	10/04	MBC - BNY	S&J
Franklin 87-A Sewer Reserve	6/8/1987				21,354.54				
Franklin 87-B Sewer Revenue	6/8/1987	0.000%	52,655	12,637	0.00	2013	10/	MBC - BNY2	S&J
Franklin 87-B Sewer Reserve	6/8/1987				792.86				
Franklin 03-A Water Revenue	12/17/2003	0.000% - +1.0%AF	2,528,623	2,233,617	0.00	2034	36/91	MBC - BPH	S&J
Franklin 03-A Water Reserve	12/17/2003				24,655.94				

ACCOUNT NAME	ISSUE DATE	INTEREST RATE	ORIGINAL ISSUE	OUTSTANDING (06/30/08)	ACCT - BAL (06/30/08)	LAST DEBT	DEBT MONTH	PAYING AGENT	BOND I COUNSEL
Franklin 94 Water Revenue	5/27/1994	6.750%	309,000	273,896	5,923.26	2033	10/04	MBC - BNY	S&J
Franklin 94 Water Reserve	5/27/1994				22,629.28				
Friendly PSD 04-A Sewer Revenue	9/28/2004	0.000%	252,100	232,831	1,156.53	2044	36/91	MBC - UNB	S&J
Friendly PSD 04-A Sewer Reserve	9/28/2004				2,124.05				S&J
Friendly PSD 05-A Water Revenue	3/11/2005	0.000%	300,000	284,516	1,379.27	2045	36/91	MBC - UNB	S&J
Friendly PSD 05-A Water Reserve	3/11/2005				1,748.35				
Friendly PSD 05-B Water Revenue	3/11/2005	5.000%	40,000	25,887	6,322.89	2011	10/04	MBC - BBT	S&J
Friendly PSD 05-B Water Reserve	3/11/2005				7,331.38				S&J
Friendly PSD 07-A Water Revenue	9/13/2007	0.000%	68,229	68,229	568.66	2028	36/91	MBC - UNB	S&J
Friendly PSD 07-A Water Reserve	9/13/2007				56.86				S&J
Friendly PSD 94-A Water Reserve	6/22/1994				19,875.93				
Friendly PSD 94-B Water Reserve	11/3/1994				4,256.48				
Friendly PSD 97 Water Reserve	6/11/1997				26,636.85				
Gap Mills PSD 07-A Water Reserve	5/21/2007				0.00				S&J
Gap Mills PSD 07-B Water Reserve	5/21/2007				0.00				S&J
Gary 00-A Water Revenue	8/1/2000	0.000% - +0.5%AF	1,786,911	1,384,854	11,908.37	2031	36/91	MBC - BPH	JK
Gary 00-A Water Reserve	8/1/2000				46,414.33				
Gauley River PSD 05-A Water Reserve	11/2/2005				6,535.24				
Gauley River PSD 07-A Water Revenue	11/13/2007	0.000%	354,818	352,572	1,505.64	2047	36/91	MBC - UNB	JK
Gauley River PSD 07-A Water Reserve	11/13/2007				375.65				
Gauley River PSD 86-A Water Revenue	5/9/1986	9.750%	123,230	103,147	6,435.18	2025	10/04	MBC - BNY	JK
Gauley River PSD 86-A Water Reserve	5/9/1986				12,693.81				
Gauley River PSD 86-B Water Revenue	5/9/1986	0.000%	61,350	29,060	2,969.40	2025	10/	MBC - BNY2	JK
Gauley River PSD 86-B Water Reserve	5/9/1986				3,301.70				
Gilbert 98-A Sewer Revenue	9/29/1998	0.000% - +1.0%AF	1,250,000	734,375	13,940.99	2020	36/91	MBC - DEP	JK
Gilbert 98-A Sewer Reserve	9/29/1998				65,930.05				
Gilbert 98-B Sewer Revenue	9/29/1998	1.000%	1,250,000	1,250,000	0.00	2038	36/91	MBC - UNB	JK
Gilbert 98-B Sewer Reserve	9/29/1998				0.00				
Gilmer County PSD 05-A Water Revenue	4/19/2005	0.000%	1,470,000	1,403,182	3,730.78	2045	36/91	MBC - UNB	S&J
Gilmer County PSD 05-A Water Reserve	4/19/2005				7,132.92				
Gilmer County PSD 05-B Water Revenue	4/19/2005	0.000% - +1.0%AF	1,639,000	1,543,387	5,646.69	2036	36/91	MBC - BPH	S&J
Gilmer County PSD 05-B Water Reserve	4/19/2005				10,206.80				
Gilmer County PSD 08-A Water Revenue	4/16/2008	0.000%	#1,325,000	348,798	0.00	2048	36/91	MBC - UNB	S&J

ACCOUNT NAME	ISSUE DATE	INTEREST RATE	ORIGINAL ISSUE	OUTSTANDING (06/30/08)	ACCT - BAL (06/30/08)	LAST DEBT	DEBT MONTH	PAYING AGENT	BOND I COUNSEL
Gilmer County PSD 08-A Water Reserve	4/16/2008				34,522.38				
Glen Dale 98-A Water Revenue	8/26/1998	6.250%	500,000	456,606	18,209.58	2035	10/04	MBC - BNY	S&J
Glen Dale 98-A Water Reserve	8/26/1998				36,060.61				
Glen Rogers PSD 06-A Sewer Revenue	6/27/2006	0.000% - +0.5%AF	160,000	150,662	1,031.26	2036	36/91	MBC - DEP	S&J
Glen Rogers PSD 06-A Sewer Reserve	6/27/2006				1,014.38				S&J
Glen White Trap Hill 07-A Water Reserve	9/26/2007				0.00				
Glenville 98 Water & Sewer Reserve	10/21/1998				80,977.74				S&J
Grafton 02 Hospital Ref Revenue	1/3/2002	VARIABLE- 5.270%	1,500,000	1,186,028	40,605.68	2022	14/71	MBC-HUNT NB:BH	S&J
Grafton 02 Hospital Ref Reserve	1/3/2002				15,072.01				
Grafton 00 Water & Sewer Sys Design Rev	7/7/2000	0.000% - +0.5%AF	718,500	550,836	3,548.96	2031	36/91	MBC - DEP	S&J
Grafton 00 Water & Sewer Sys Design Res	7/7/2000				27,603.12				
Grafton 05-A Water & Sewer Revenue	12/19/2005	0.000% - +0.5%AF	#4,227,582	4,188,861	25,453.05	2038	36/91	MBC - DEP	S&J
Grafton 05-A Water & Sewer Reserve	12/19/2005				157,652.91				
Grafton 94 Water & Sewer Revenue	7/27/1994	6.750%	2,830,000	2,508,495	116,861.48	2033	10/04	MBC - BNY	S&J
Grafton 94 Water & Sewer Reserve	7/27/1994				212,552.53				
Grandview-Doolin PSD 00-A Water Revenue	5/2/2000	0.000% - +1.0%AF	1,483,979	1,150,070	8,921.35	2031	36/91	MBC - BPH	S&J
Grandview-Doolin PSD 00-A Water Reserve	5/2/2000				50,533.82				
Grandview-Doolin PSD 00-B Water Revenue	5/2/2000		3,305,290	2,725,789	11,239.62	2040	36/91	MBC - UNB	S&J
Grandview-Doolin PSD 00-B Water Reserve	5/2/2000				87,702.65				
Grant County Memorial Hosp 98-A Ref GO	5/1/1998	3.850% - 5.300%	1,780,000	1,100,000	163,665.83	2019	04/10	WESBK-WHEEL	JK
Grant County PSD 05-A Water Revenue	7/28/2005	0.000%	1,833,369	1,750,572	8,500.81	2045	36/91	MBC - UNB	JK
Grant County PSD 05-A Water Reserve	7/28/2005				9,413.31				JK
Grant County PSD 08-A Water Reserve	3/27/2008				0.00				
Grant Town 07-A Water Revenue	12/20/2007	0.000%	#147,560	40,093	0.00		36/91	MBC - UNB	S&J
Grant Town 07-A Water Reserve	12/20/2007				0.00				S&J
Grantsville 73 & 90 Sewer Reserve					7,702.88				G&G
Grantsville 08-A Sewer Revenue	3/11/2008	3.000% - 5.000%	#135,800	25,500	1,020.43	2048	47/11	MBC - BBT	S&J
Grantsville 08-A Sewer Reserve	3/11/2008				0.00				
Grantsville 73 Sewer Revenue	9/5/1973	5.000%	164,000	*37,253	4,245.71	2013	01/	USDA:RD-PARKBG	GOVT
Grantsville 73 Sewer Depreciation	9/5/1973				618.40				
Grantsville 91 Water Reserve	2/27/1991				4,781.75				
Grantsville 91 Water Depreciation	2/27/1991				5,632.38				
Greater Paw Paw Sanitary Dist 87-A S Rev	4/7/1987	8.380%	1,548,258	1,272,453	91,953.41	2026	10/04	MBC - BNY	S&J

ACCOUNT NAME	ISSUE DATE	INTEREST RATE	ORIGINAL ISSUE	OUTSTANDING (06/30/08)	ACCT - BAL (06/30/08)	LAST DEBT	DEBT MONTH	PAYING AGENT	BOND I COUNSEL
Greater Paw Paw Sanitary Dist 87-A S Res	4/7/1987				138,120.92				
Greater Paw Paw Sanitary Dist 87-B S Rev	4/7/1987	0.000%	379,753	189,877	8,896.79	2026	10/	MBC - BNY2	S&J
Greater Paw Paw Sanitary Dist 87-B S Res	4/7/1987				10,643.48				
Greater Paw Paw Sanitary Dist 92-A S Rev	4/22/1992	7.750%	483,871	426,403	42,189.45	2031	10/04	MBC - BNY	S&J
Greater Paw Paw Sanitary Dist 92-A S Res	4/22/1992				40,608.87				
Greater Paw Paw Sanitary Dist 92-B S Rev	4/22/1992	0.000%	16,129	9,926	365.78	2031	10/	MBC - BNY2	S&J
Greater Paw Paw Sanitary Dist 92-B S Res	4/22/1992				444.57				
Greater Marion PSD 00 Sewer Revenue	12/11/2000	0.000% - +0.5%AF	400,000	309,982	(2.65)	2031	36/91	MBC - DEP	S&J
Greater Marion PSD 00 Sewer Reserve	12/11/2000				1,703.96				
Greater Harrison Cty PSD 03-A Sewer Rev	6/26/2003	0.000% - +0.5%AF	1,981,165	1,801,055	14,258.47	2043	36/91	MBC - DEP	S&J
Greater Harrison Cty PSD 03-A Sewer Res	6/26/2003				52,839.71				
Greater Harrison Cty PSD 03-B Sewer Rev	6/26/2003	0.000%	4,130,000	3,754,545	27,101.26	2043	36/91	MBC - UNB	S&J
Greater Harrison Cty PSD 03-B Sewer Res	6/26/2003				111,359.94				
Greater Harrison Cty PSD 04-A Water Rev	7/27/2004	0.000%	#703,000	657,311	3,349.01	2044	36/91	MBC - UNB	S&J
Greater Harrison Cty PSD 04-A Water Res	7/27/2004				5,145.13				
Greater Harrison Cty PSD 06-A Water Rev	3/29/2006	0.000%	1,250,000	1,217,740	5,558.13	2046	36/91	MBC - UNB	S&J
Greater Harrison Cty PSD 06-A Water Res	3/29/2006				3,832.74				S&J
Greater Marion PSD 99-A Sewer Revenue	6/23/1999	0.000% - +1.0%AF	400,000	255,000	(4.75)	2021	36/91	MBC - DEP	S&J
Greater Marion PSD 99-A Sewer Reserve	6/23/1999				0.00				
Greater Marion PSD 99-B Sewer Revenue	6/23/1999	0.000%	1,700,000	1,359,992	0.00	2039	36/91	MBC - UNB	S&J
Greater Marion PSD 99-B Sewer Reserve	6/23/1999				11,509.81				
Greater St Albans PSD 07-A Sewer Revenue	8/28/2007	0.000% - +0.5%AF	#1,850,000	1,285,880	0.00	2038	36/91	MBC - DEP	S&J
Greater St Albans PSD 07-A Sewer Reserve	8/28/2007				63,503.87				
Greater St Albans PSD 90-A Sewer Revenue	8/24/1990	8.100%	3,079,067	2,662,108	135,508.91	2029	10/04	MBC - BNY	V&W
Greater St Albans PSD 90-A Sewer Reserve	8/24/1990				269,777.21				
Greater St Albans PSD 90-B Sewer Revenue	8/24/1990	0.000%	139,054	80,505	3,726.01	2029	10/	MBC - BNY2	V&W
Greater St Albans PSD 90-B Sewer Reserve	8/24/1990				5,072.95				
Green Spring Valley PSD 06-A Water Res	6/29/2006				34,522.09				
Green Spring Valley PSD 06-B Water Res	6/30/2006				267.00				
Green Valley Glenwood PSD 02-A Sewer Res	1/4/2002				37,312.05				
Green Valley Glenwood PSD 02-B Sewer Res	1/4/2002				12,660.93				
Green Valley Glenwood PSD 03-A S Ref Rev	10/1/2003	3.500% - 5.250%	1,675,000	1,415,000	37,458.48	2025	05/11	MBC - DTC	S&J
Green Valley Glenwood PSD 03-A S Ref Res	10/1/2003				135,420.64				

ACCOUNT NAME	ISSUE DATE	INTEREST RATE	ORIGINAL ISSUE	OUTSTANDING (06/30/08)	ACCT - BAL (06/30/08)	LAST DEBT	DEBT MONTH	PAYING AGENT	BOND I	COUNSEL
Green Valley Glenwood PSD 98-B Sewer Rev	11/25/1998	0.000%	317,500	246,240	918.40	2038	36/91	MBC - UNB		S&J
Green Valley Glenwood PSD 98-B Sewer Res	11/25/1998				8,364.01					
Green Valley Glenwood PSD 05-A Water Res	7/8/2005				7,798.56					
Green Valley Glenwood PSD 05-B Water Res	7/8/2005				3,703.56					
Greenbrier County Schools 02 GO	5/1/2002	3.250% - 4.300%	8,000,000	5,480,000	301,282.51	2017	05/11	MBC - DTC		BRM
Greenbrier County Schools 02 GO Sur Col	5/1/2002				272,139.11					
Greenbrier County Schools 97 GO	3/1/1997	4.000% - 6.000%	8,000,000	2,895,000	303,754.38	2012	05/11	BK OF NY	I	BRM
Greenbrier County Schools 97 GO Sur Col	3/1/1997				693,420.88					
Greenbrier PSD #1 06-A Sewer Ref Revenue	11/15/2006	3.800% - 4.200%	3,185,000	3,005,000	154,405.58	2019	10/04	MBC - DTC	I	S&J
Greenbrier PSD #1 06-A Sewer Ref Reserve	11/15/2006				334,879.35				I	
Greenbrier PSD #1 83-B Sewer Revenue	6/23/1983	0.000%	910,000	295,135	21,831.30	2019	10/	MBC - BNY2		S&J
Greenbrier County PSD #2 97-A Sewer Rev	12/11/1997	0.000% - +1.0%AF	235,000	123,375	4,113.53	2018	36/91	MBC - DEP		S&J
Greenbrier County PSD #2 97-A Sewer Res	12/11/1997				13,035.97					
Greenbrier County PSD #2 97-B Sewer Rev	12/11/1997	0.000%	755,000	567,452	6,117.42	2037	36/91	MBC - UNB		S&J
Greenbrier County PSD #2 97-B Sewer Res	12/11/1997				22,018.07					
Gtr Harrison Cty (Grant Un)PSD 86A S Rev	11/6/1986	8.380%	1,758,771	1,445,461	73,414.94	2026	10/04	MBC - BNY		S&J
Gtr Harrison Cty (Grant Un)PSD 86A S Res	11/6/1986				157,321.58					
Gtr Harrison Cty (Grant Un)PSD 86B S Rev	11/6/1986	0.000%	431,387	215,694	10,491.93	2026	10/	MBC - BNY2		S&J
Gtr Harrison Cty (Grant Un)PSD 86B S Res	11/6/1986				11,554.21					
Gtr Harrison Cty (Grant Un)PSD 90A S Rev	4/6/1990	7.850%	285,908	244,517	10,963.97	2029	10/04	MBC - BNY		S&J
Gtr Harrison Cty (Grant Un)PSD 90A S Res	4/6/1990				24,096.92					
Gtr Harrison Cty (Grant Un)PSD 90B S Rev	4/6/1990	0.000%	13,342	7,526	320.27	2029	10/	MBC - BNY2		S&J
Gtr Harrison Cty (Grant Un)PSD 90B S Res	4/6/1990				347.50					
Hamlin PSD 97 Sewer Revenue	5/7/1997	2.000% - +1.0%AF	150,400	78,922	1,977.90	2017	36/91	MBC - DEP		G&G
Hamlin PSD 97 Sewer Reserve	5/7/1997				9,386.10					
Hamlin PSD 99 Sewer Revenue	10/28/1999	0.000% - +0.5%AF	1,270,883	801,853	12,810.55	2021	36/91	MBC - DEP		G&G
Hamlin PSD 99 Sewer Reserve	10/28/1999				75,448.16					
Hammond PSD 02-A Water Revenue	4/16/2002	0.000%	472,620	406,393	3,296.70	2042	36/91	MBC - UNB		S&J
Hammond PSD 02-A Water Reserve	4/16/2002				12,123.36					
Hammond PSD 70 Water Revenue	1/30/1970	5.000%	740,000	*85,850	39,851.16	2010	01/07	USDA:RD-PARKBG		S&J
Hammond PSD 70 Water Reserve	1/30/1970				1,660.88					
Hampshire County Schools 99 GO	6/1/1999	4.125% - 4.150%	3,740,000	460,000	179,052.78	2009	05/11	MBC - DTC		BRM
Hampshire County Schools 99 Sur Col	6/1/1999				353,315.70					

ACCOUNT NAME	ISSUE DATE	INTEREST RATE	ORIGINAL ISSUE	OUTSTANDING (06/30/08)	ACCT - BAL (06/30/08)	LAST DEBT	DEBT MONTH	PAYING AGENT	BOND I COUNSEL
Hamrick PSD 97-A Sewer Revenue	2/11/1997	0.000% - +1.0%AF	280,159	136,577	4,631.68	2018	36/91	MBC - DEP	S&J
Hamrick PSD 97-A Sewer Reserve	2/11/1997				17,820.94				
Hamrick PSD 98-A Sewer Revenue	1/20/1998	0.000% - +1.0%AF	200,000	110,000	1,278.50	2019	36/91	MBC - DEP	S&J
Hamrick PSD 98-A Sewer Reserve	1/20/1998				10,616.63				
Hamrick PSD 98-B Sewer Revenue	1/20/1998	2.000%	1,550,000	1,286,200	9,375.25	2037	36/91	MBC - UNB	S&J
Hamrick PSD 98-B Sewer Reserve	1/20/1998				61,414.71				
Hamrick PSD 03-A Water Revenue	3/31/2003	0.000% - +1.0%AF	760,000	652,322	5,530.83	2034	36/91	MBC - BPH	S&J
Hamrick PSD 03-A Water Reserve	3/31/2003				12,246.53				
Hancock County PSD 02 Sewer Revenue	8/1/2002	0.000%	1,000,000	883,117	4,770.13	2042	36/91	MBC - UNB	S&J
Hancock County PSD 02 Sewer Reserve	8/1/2002				32,286.63				
Hancock County PSD 04-A Sewer Revenue	6/8/2004	0.000% - +0.5%AF	899,699	825,202	10,008.27	2044	36/91	MBC - DEP	S&J
Hancock County PSD 04-A Sewer Reserve	6/8/2004				23,318.50				
Hancock County PSD 95-A Sewer Revenue	12/7/1995	6.750%	289,532	259,719	11,069.43	2033	10/04	MBC - BNY	S&J
Hancock County PSD 95-A Sewer Reserve	12/7/1995				22,217.43				
Hancock County PSD 95-B Sewer Revenue	12/7/1995	6.250%	1,080,088	973,827	38,234.71	2035	10/04	MBC - BNY	S&J
Hancock County PSD 95-B Sewer Reserve	12/7/1995				76,418.60				
Hancock County PSD 95-C Sewer Revenue	12/7/1995	0.000% - +1.0%AF	883,974	386,724	14,360.82	2017	36/91	MBC - DEP	S&J
Hancock County PSD 95-C Sewer Reserve	12/7/1995				48,304.10				
Hancock County PSD 99 Sewer Revenue	12/2/1999	0.000% - +1.0%AF	4,996,347	3,185,154	75,714.30	2021	36/91	MBC - DEP	S&J
Hancock County PSD 99 Sewer Reserve	12/2/1999				274,261.09				
Handley 90-A Sewer Revenue	7/27/1990	8.100%	155,251	134,227	4,510.22	2029	10/04	MBC - BNY	V&W
Handley 90-A Sewer Reserve	7/27/1990				11,565.43				
Handley 90-B Sewer Revenue	7/27/1990	0.000%	7,011	4,059	0.00	2029	10/	MBC - BNY2	V&W
Handley 90-B Sewer Reserve	7/27/1990				103.52				
Hardy County PSD 01-A Water Reserve	9/18/2001				10,028.81				
Hardy County PSD 02-A Water Revenue	3/19/2002	0.000%	1,215,824	1,058,943	5,836.59	2042	36/91	MBC - UNB	S&J
Hardy County PSD 02-A Water Reserve	3/19/2002				17,908.50				
Hardy County PSD 03-A Water Revenue	7/30/2003	0.000%	534,200	482,503	2,566.43	2043	36/91	MBC - UNB	S&J
Hardy County PSD 03-A Water Reserve	7/30/2003				5,856.47				
Harpers Ferry-Bolivar PSD 80 Sewer Rev	4/22/1980	6.000% - 7.200%	485,000	275,000	21,510.05	2018	10/04	MBC - BNY	S&J
Harpers Ferry-Bolivar PSD 80 Sewer Res	4/22/1980				40,409.03				
Harpers Ferry 08-A Water Reserve	3/13/2008				0.00				
Harpers Ferry 86-A Water Revenue	12/19/1986	8.380%	611,912	502,905	28,729.66	2026	10/04	MBC - BNY	S&J

ACCOUNT NAME	ISSUE DATE	INTEREST RATE	ORIGINAL ISSUE	OUTSTANDING (06/30/08)	ACCT - BAL (06/30/08)	LAST DEBT	DEBT MONTH	PAYING AGENT	BOND I COUNSEL
Harpers Ferry 86-A Water Reserve	12/19/1986				55,184.61				
Harpers Ferry 86-B Water Revenue	12/19/1986	0.000%	150,088	75,044	6,435.97	2026	10/	MBC - BNY2	S&J
Harpers Ferry 86-B Water Reserve	12/19/1986				11,422.08				
Harrisville 01-A Sewer Revenue	4/11/2001	2.000% - +1.0%AF	638,000	465,214	9,536.53	2022	36/91	MBC - DEP	JK
Harrisville 01-A Sewer Reserve	4/11/2001				39,155.60				
Harrisville 90 Sewer Reserve	4/17/1990				37,370.60				
Haymond PSD 04-A Water Revenue	12/10/2004	0.000%	1,310,000	1,241,503	6,167.88	2044	36/91	MBC - UNB	S&J
Haymond PSD 04-A Water Reserve	12/10/2004				7,745.15				
Haymond PSD 04-B Water Revenue	12/10/2004	0.000%	378,397	353,171	2,271.76	2036	36/91	MBC - UNB	S&J
Haymond PSD 04-B Water Reserve	12/10/2004				2,852.45				
Hillsboro 86-A Sewer Revenue	5/30/1986	9.750%	280,400	234,701	12,901.52	2025	10/04	MBC - BNY	LFG
Hillsboro 86-A Sewer Reserve	5/30/1986				28,881.71				
Hillsboro 86-B Sewer Revenue	5/30/1986	0.000%	139,600	66,126	3,267.62	2025	10/	MBC - BNY2	LFG
Hillsboro 86-B Sewer Reserve	5/30/1986				4,079.31				
Hinton 04-A Sewer Revenue	3/30/2004	0.00% - +0.5%AF	490,000	449,167	4,033.22	2044	36/91	MBC - DEP	S&J
Hinton 04-A Sewer Reserve	3/30/2004				7,620.70				
Hinton 90-A Sewer Revenue	6/14/1990	7.850%	637,262	545,009	24,985.86	2029	10/04	MBC - BNY	S&J
Hinton 90-A Sewer Reserve	6/14/1990				54,136.23				
Hinton 90-B Sewer Revenue	6/14/1990	0.000%	29,738	16,775	3,216.51	2029	10/	MBC - BNY2	S&J
Hinton 90-B Sewer Reserve	6/14/1990				795.45				
Hinton 90-C Sewer Reserve	6/14/1990				39,907.40				
Hodgesville PSD 02-A Water Reserve	12/18/2002				19,864.48				
Huntington 03-A Sewer BAN	12/30/2003	2.950%	2,640,000	P/O 12/06	0.00	2006	12/06	MBC - DTC	S&J
Huntington 03-B Sewer BAN	12/30/2003	4.750%	555,000	P/O 12/06	201.43	2006	12/06	MBC - DTC	S&J
Huntington 00 Parking Imp & Ref Revenue	12/20/2000	4.900% - 6.650%	2,500,000	2,046,308	30,591.31	2020	12/06	MBC-HUNT NB:BH	S&J
Huntington 00 Parking Imp & Ref Reserve	12/20/2000				223,846.48				
Huntington 00-A Sewer Revenue	10/24/2000	2.000% - +1.0%AF	1,832,399	1,311,034	11,980.80	2021	36/91	MBC - DEP	S&J
Huntington 00-A Sewer Reserve	10/24/2000				115,494.17				
Huntington 06-A Sewer Ref Revenue	11/30/2006	4.250% - 4.700%	3,150,000	2,905,000	295,701.24	2016	05/11	MBC - DTC	S&J
Huntington 06-A Sewer Ref Reserve	11/30/2006				320,430.71				S&J
Huntington 06-B Sewer Ref Reserve	11/30/2006				110.37				S&J
Huntington 07 Sewer Refunding Revenue	12/27/2007	3.500% - 4.000%	5,500,000	5,500,000	118,309.32	2023	11/05	MBC - DTC	S&J
Huntington 07 Sewer Refunding Reserve	12/27/2007				522,614.47				

ACCOUNT NAME	ISSUE DATE	INTEREST RATE	ORIGINAL ISSUE	OUTSTANDING (06/30/08)	ACCT - BAL (06/30/08)	LAST DEBT	DEBT MONTH	PAYING AGENT	BOND I COUNSEL
Huntington 93 Sewer Ref Revenue	11/1/1993	2.700% - 5.375%	7,100,000	CALLED 08	69,049.49	2023	11/05	BANK OF NY	S&J
Huntington 93 Sewer Ref Reserve	11/1/1993				312,074.08				
Huntington 97 Sewer Revenue	11/25/1997	2.000% - +1.0%AF	3,039,895	1,714,401	19,259.05	2019	36/91	MBC - DEP	S&J
Huntington 97 Sewer Reserve	11/25/1997				180,755.76				
Huntington 99 Sewer Revenue	6/22/1999	2.000% - +1.0%AF	2,083,550	1,348,253	13,413.02	2020	36/91	MBC - DEP	S&J
Huntington 99 Sewer Reserve	6/22/1999				128,884.01				
Hurricane 03-A Sewer Ref Revenue	10/28/2003	4.100%	290,000	142,891	6,870.55	2012	99/99	MBC-BBT:BH	S&J
Hurricane 03-A Sewer Ref Reserve	10/28/2003				40,891.08				
Hurricane 05-A Sewer Revenue	8/9/2005	3.000%	9,240,515	9,070,442	103,707.15	2027	36/91	MBC - UNB	S&J
Hurricane 05-A Sewer Reserve	8/9/2005				41,357.48				
Hurricane 05-B Sewer Revenue	8/9/2005	5.000%	1,114,236	1,077,750	50,437.82	2025	10/04	MBC - BNY	S&J
Hurricane 05-B Sewer Reserve	8/9/2005				17,210.08				
Hurricane 05-C Sewer Revenue	8/9/2005	5.000%	485,764	469,858	21,980.65	2025	10/04	MBC - BBT	S&J
Hurricane 05-C Sewer Reserve	8/9/2005				7,162.60				
Hurricane 89-A Sewer Revenue	12/28/1989	7.850%	2,331,211	1,496,318	135,396.74	2018	10/04	MBC - BNY	S&J
Hurricane 89-A Sewer Reserve	12/28/1989				213,342.80				
Hurricane 89-B Sewer Revenue	12/28/1989	0.000%	108,789	42,739	3,272.71	2018	10/	MBC - BNY2	S&J
Hurricane 89-B Sewer Reserve	12/28/1989				4,017.70				
Hurricane 07-A Water Revenue	5/31/2007	4.260%	1,880,000	1,788,698	28,373.66		99/99	MBC-BBT:BH	S&J
Hurricane 07-A Water Reserve	5/31/2007				20,092.53				
Hurricane 94 Water Revenue	5/5/1994	6.750%	1,100,000	975,033	41,614.72	2033	10/04	MBC - BNY	S&J
Hurricane 94 Water Reserve	5/5/1994				82,619.14				
Huttonsville PSD 03-A Sewer Revenue	6/3/2003	0.000%	3,934,000	3,557,956	10,720.26	2039	36/91	MBC - UNB	JK
Huttonsville PSD 03-A Sewer Reserve	6/6/2003				40,256.87				
Huttonsville PSD 03-B Sewer Reserve	6/6/2003				7,617.03				
Huttonsville PSD 84-B Sewer Revenue	2/28/1984	0.000%	144,089	48,030	3,950.93	2019	10/	MBC - BNY2	S&J
Huttonsville PSD 84-B Sewer Renew & Rep	2/28/1984				10,765.46				
Huttonsville PSD 04-A Water Revenue	8/25/2004	0.000%	952,000	896,000	2,773.60	2044	36/91	MBC - UNB	JK
Huttonsville PSD 04-A Water Reserve	8/25/2004				6,095.52				
Huttonsville PSD 04-B Water Reserve	8/24/2004				5,196.09				
Jane Lew PSD 05-A Sewer Revenue	7/19/2005	0.000%	959,015	909,835	2,247.22	2045	36/91	MBC - UNB	S&J
Jane Lew PSD 05-A Sewer Reserve	7/19/2005				5,342.93				
Jane Lew PSD 04-A Water Reserve	12/16/2004				5,122.54				

ACCOUNT NAME	ISSUE DATE	INTEREST RATE	ORIGINAL ISSUE	OUTSTANDING (06/30/08)	ACCT - BAL (06/30/08)	LAST DEBT	DEBT MONTH	PAYING AGENT	BOND I COUNSEL
Jefferson County Schools 00 Ref GO	7/1/2000	4.750% - 5.250%	12,320,000	3,285,000	2,218,706.69	2009	07/01	MBC - DTC	S&J
Jefferson Cty Schools 00 Ref GO Sur Col	7/1/2000				281,462.01				
Jefferson Cty Sch 00 Ref GO Spec Surplus	7/1/2000				415.93				
Jefferson County Schools 04 GO	12/1/2004	3.625% - 4.125%	19,000,000	16,175,000	775,301.02	2020	05/12	MBC - DTC	S&J
Jefferson County Schools 04 Sur Col	12/1/2004				20,586.07				
Jefferson County Schools 89 GO Escrow	7/1/1989	6.850%	18,000,000	3,240,000	3,271,886.82	2009	07/01	BK OF NY	S&J
Jefferson County PSD 00-A Sewer Revenue	6/22/2000	0.000% - +0.5%AF	1,154,889	904,656	8,064.71	2031	36/91	MBC - DEP	S&J
Jefferson County PSD 00-A Sewer Reserve	6/22/2000				48,084.15				
Jefferson County PSD 03-A Sewer Revenue	6/1/2003	4.000% - 5.250%	1,445,000	1,345,000	1,385,562.00	2028	06/12	MBC - DTC	S&J
Jefferson County PSD 03-A Sewer Reserve	6/1/2003				0.00				
Jefferson County PSD 08-A Sewer Revenue	6/18/2008	0.000% - +0.5%AF	2,005,000	2,005,000		2038	36/91	MBC - DEP	S&J
Jefferson County PSD 08-A Sewer Reserve	6/18/2008				67,277.46				
Jefferson County PSD 88-B Sewer Revenue	5/5/1988	0.000%	425,767	229,261	11,605.71	2028	10/	MBC - BNY2	S&J
Jefferson County PSD 88-B Sewer Reserve	5/5/1988				15,446.48				
Jefferson County PSD 93-A Sewer Revenue	11/10/1993	0.000%	971,000	267,014	12,125.98	2013	36/91	MBC - DEP	S&J
Jefferson County PSD 93-A Sewer Reserve	11/10/1993				61,701.40				
Jefferson County PSD 98-A Sewer Ref Rev	2/15/1998	4.150% - 5.250%	2,430,000	2,000,000	95,894.87	2028	10/04	MBC - DTC	S&J
Jefferson County PSD 98-A Sewer Ref Res	2/15/1998				164,996.30				
Jefferson County PSD 98-B Sewer Revenue	6/25/1998	0.000% - +1.0%AF	599,089	329,485	7,146.87	2019	36/91	MBC - DEP	S&J
Jefferson County PSD 98-B Sewer Reserve	6/25/1998				38,067.68				
Jefferson County PSD 98-C Sewer Revenue	6/25/1998	1.000%	662,039	662,039	0.00	2038	36/91	MBC - UNB	S&J
Jefferson County PSD 98-C Sewer Reserve	6/25/1998				0.00				
Jefferson County PSD 99-A Sewer Revenue	12/8/1999	0.000% - +0.5%AF	378,363	274,311	2,876.57	2030	36/91	MBC - DEP	S&J
Jefferson County PSD 99-A Sewer Reserve	12/8/1999				16,021.84				
Jefferson County PSD 97 Water Design Rev	12/15/1997	0.000%	145,000	145,000	0.00	2037	36/91	MBC - UNB	S&J
Jefferson County PSD 97 Water Design Res	12/15/1997				0.00				
Junior 04-A Sewer Revenue	10/25/2004	0.000% - +0.5%AF	#902,250	825,438	4.66	2035	36/91	MBC - DEP	S&J
Junior 04-A Sewer Reserve	10/25/2004				8,129.18				
Justice PSD 93 Water Revenue	11/24/1993	6.750%	439,000	387,049	18,027.23	2033	10/04	MBC - BNY	JK
Justice PSD 93 Water Reserve	11/24/1993				32,791.67				
Kanawha County Schools 00 GO	9/1/2000	4.650% - 4.700%	27,505,000	7,415,000	1,662,607.63	2010	05/11	MBC - DTC	G&G
Kanawha County Schools 00 GO Sur Col	9/1/2000				908,466.45				
Kanawha Falls PSD 03-A Sewer Revenue	11/6/2003	0.000% - +0.5%AF	1,990,400	1,774,769	1,770.84	2035	36/91	MBC - DEP	JK

ACCOUNT NAME	ISSUE DATE	INTEREST RATE	ORIGINAL ISSUE	OUTSTANDING (06/30/08)	ACCT - BAL (06/30/08)	LAST DEBT	DEBT MONTH	PAYING AGENT	BOND I COUNSEL
Kanawha Falls PSD 03-A Sewer Reserve	11/6/2003				2,800.82				
Kanawha Falls PSD 03-B Sewer Revenue	11/6/2003	5.800%	110,000	96,159	1,857.02	2023	10/04	MBC - BBT	JK
Kanawha Falls PSD 03-B Sewer Reserve	11/6/2003				1,295.59				
Kanawha Falls PSD 81 Sewer Reserve	1/1/1981				139,137.50				
Kanawha Falls PSD 93-A Sewer Revenue	10/12/1993	1.000%	2,872,937	960,164	3,936.32	2014	36/91	MBC - DEP	JK
Kanawha Falls PSD 93-A Sewer Reserve	10/12/1993				382.48				
Kanawha Falls PSD 02-A Water Reserve	2/22/2002				5,932.71				
Kanawha Falls PSD 80 Water Imp & Ref Res	9/14/1981				41,587.31				
Kenova 07-A Sewer Revenue	7/12/2007	0.000%	#3,747,000	2,826,152	0.00	2047	36/91	MBC - UNB	S&J
Kenova 07-A Sewer Reserve	7/12/2007				0.00				S&J
Kenova 07-B Sewer Revenue	7/12/2007	0.000% - +0.5%AF	#4,649,209	3,468,185	0.00	2047	36/91	MBC - DEP	S&J
Kenova 07-B Sewer Reserve	7/12/2007				0.00				S&J
Kenova 91-A Sewer Revenue	8/9/1991	8.100%	508,101	439,297	16,981.58	2029	10/04	MBC - BNY	S&J
Kenova 91-A Sewer Reserve	8/9/1991				43,497.03				
Kenova 91-B Sewer Revenue	8/9/1991	0.000%	22,941	13,282	502.11	2029	10/	MBC - BNY2	S&J
Kenova 91-B Sewer Reserve	8/9/1991				604.84				
Kenova 01 Water Reserve	12/6/2001				13,970.15				
Kenova 05-A Water Revenue	9/27/2005	5.050%	1,500,000	1,408,223	55,218.21	2025	10/04	MBC - BNY	G&G
Kenova 05-A Water Reserve	9/27/2005				34,266.45				
Kenova 05-B Water Revenue	9/27/2005	6.000%	1,500,000	1,479,628	30,941.52	2044	10/04	MBC - BBT	G&G
Kenova 05-B Water Reserve	9/27/2005				28,367.85				
Kenova 05-C Water Revenue	9/27/2005	0.000% - +1.0%AF	9,986,213	9,570,118	31,817.05	2037	36/91	MBC - BPH	G&G
Kenova 05-C Water Reserve	9/27/2005				46,852.37				
Keyser 01-B Sewer Ref Revenue	9/13/2001	4.000% - 5.800%	1,795,000	1,520,000	85,354.39	2025	10/04	MBC - DTC	BRM
Keyser 01-B Sewer Ref Reserve	9/13/2001				139,081.65				
Keyser 01 Sewer Revenue	1/25/2001	0.000% - +0.5%AF	523,072	523,072	400.43	2025	36/91	MBC - DEP	BRM
Keyser 01 Sewer Reserve	1/25/2001				0.00				
Keyser 99 Sewer Revenue	11/16/1999	0.000% - +0.5%AF	5,753,801	3,857,656	79,098.10	2023	36/91	MBC - DEP	BRM
Keyser 99 Sewer Reserve	11/16/1999				304,091.59				
Keyser 98-A Water Revenue	10/15/1998	6.250%	761,842	694,610	25,636.36	2035	10/04	MBC - BNY	BRM
Keyser 98-A Water Reserve	10/15/1998				51,102.88				
Keyser 98-B Water Revenue	10/15/1998	5.800% - 6.250%	2,997,584	2,765,495	94,971.08	2038	10/04	MBC - BNY	BRM
Keyser 98-B Water Reserve	10/15/1998				184,682.41				

ACCOUNT NAME	ISSUE DATE	INTEREST RATE	ORIGINAL ISSUE	OUTSTANDING (06/30/08)	ACCT - BAL (06/30/08)	LAST DEBT	DEBT MONTH	PAYING AGENT	BOND I COUNSEL
Kingmill Valley PSD 01-A Sewer Ref Rev	9/1/2001	5.800% - 6.100%	1,130,000	975,000	54,316.01	2025	10/04	MBC - DTC	S&J
Kingmill Valley PSD 01-A Sewer Ref Res	9/1/2001				94,242.75				
Kingmill Valley PSD 86-B Sewer Revenue	6/12/1986	0.000%	81,343	37,543	2,097.20	2025	10/	MBC - BNY2	S&J
Kingmill Valley PSD 86-B Sewer Reserve	6/12/1986				3,298.89				
Kingmill Valley PSD 99-A Sewer Revenue	6/15/1999	5.800%	183,200	169,015	5,369.72	2038	10/04	MBC - BNY	S&J
Kingmill Valley PSD 99-A Sewer Reserve	6/15/1999				12,458.72				
Kingwood 01 Sewer Revenue	12/20/2001	0.000% - +0.5%AF	876,739	723,040	5,379.45	2033	36/91	MBC - DEP	S&J
Kingwood 01 Sewer Reserve	12/20/2001				32,875.73				
Kingwood 86-B Sewer Revenue	3/28/1986	0.000%	850,860	403,039	37,417.13	2025	10/	MBC - BNY2	S&J
Kingwood 86-B Sewer Reserve	3/28/1986				37,756.55				
Kingwood 97-A Sewer Ref Revenue	11/1/1997	5.500% - 6.000%	2,130,000	1,710,000	97,125.83	2025	10/04	WESBK-WHEEL	S&J
Kingwood 97-A Sewer Ref Reserve	11/1/1997				160,603.87				
Kingwood 01 Water Revenue	1/18/2001	5.800%	1,139,214	882,237	48,953.32	2020	10/04	MBC - BNY	S&J
Kingwood 01 Water Reserve	1/18/2001				109,574.45				
Kingwood 07-A Water Revenue	6/14/2007	0.000%	265,000	265,000	0.00	2047	36/91	MBC - UNB	S&J
Kingwood 07-A Water Reserve	6/14/2007				0.00				
Kingwood 87-A Water Revenue	1/7/1987	8.380%	2,810,612	2,309,928	88,569.96	2026	10/04	MBC - BNY	S&J
Kingwood 87-A Water Reserve	1/7/1987				279,003.13				
Kingwood 87-B Water Revenue	1/7/1987	0.000%	689,388	344,694	19,740.42	2026	10/	MBC - BNY2	S&J
Kingwood 87-B Water Reserve	1/7/1987				20,784.78				
Kopperston PSD 96 Water Revenue	9/20/1996	6.250%	644,000	581,685	19,283.19	2035	10/04	MBC - BNY	JK
Kopperston PSD 96 Water Reserve	9/20/1996				48,282.16				
Lake Floyd PSD 86-A Sewer Revenue	3/7/1986	9.750%	136,870	114,563	7,128.48	2025	10/04	MBC - BNY	S&J
Lake Floyd PSD 86-A Sewer Reserve	3/7/1986				14,097.76				
Lake Floyd PSD 86-B Sewer Revenue	3/7/1986	0.000%	68,130	32,272	2,897.07	2025	10/	MBC - BNY2	S&J
Lake Floyd PSD 86-B Sewer Reserve	3/7/1986				3,389.22				
Lake Floyd PSD 86-A&B Sewer R&R	3/7/1986				19,340.85				
Lashmeet PSD 98-A Water Revenue	9/10/1998	2.000%	3,400,000	2,837,168	26,794.06	2038	36/91	MBC - UNB	S&J
Lashmeet PSD 98-A Water Reserve	9/10/1998				152,900.49				
Lashmeet PSD 98-A Lot 2 Water Revenue	9/10/1998	2.000%	670,000	559,089	4,897.32	2038	36/91	MBC - UNB	S&J
Lavalette PSD 06-A Water Reserve	2/23/2006				15,756.65				S&J
Lavalette PSD 06-B Water Reserve	2/23/2006				5,518.32				S&J
Lavalette PSD 06-C Water Revenue	2/23/2006	0.000%	1,918,050	1,868,230	8,688.56		36/91	MBC - UNB	S&J

ACCOUNT NAME	ISSUE DATE	INTEREST RATE	ORIGINAL ISSUE	OUTSTANDING (06/30/08)	ACCT - BAL (06/30/08)	LAST DEBT	DEBT MONTH	PAYING AGENT	BOND I COUNSEL
Lavalette PSD 06-C Water Reserve	2/23/2006				7,252.44				S&J
Lavalette PSD 07-A Water Revenue	8/28/2007	0.000%	200,000	197,500	1,668.77		36/91	MBC - UNB	S&J
Lavalette PSD 07-A Water Reserve	8/28/2007				334.12				S&J
Lewis County EDA 03-A Water Revenue	8/27/2003	0.000%	2,374,500	2,103,987	11,000.57	2043	36/91	MBC - UNB	S&J
Lewis County EDA 03-A Water Reserve	8/27/2003				0.00				
Lewis County EDA 06-A Water Revenue	7/27/2006	0.000%	4,422,000	4,364,570	19,304.10	2046	36/91	MBC - UNB	S&J
Lewis County EDA 06-A Water Reserve	7/27/2006				0.00				
Lewis County EDA 99-A Water Revenue	6/10/1999	0.000%	1,673,000	1,321,344	8,325.75	2039	36/91	MBC - UNB	S&J
Lewis County EDA 99-A Water Reserve	6/10/1999		LTR/CREDIT		0.00				
Lincoln PSD 02-A Water Revenue	8/6/2002	5.800%	580,429	553,630	16,463.19	2039	10/04	MBC - BNY	S&J
Lincoln PSD 02-A Water Reserve	8/6/2002				23,724.36				
Lincoln PSD 02-B Water Revenue	8/6/2002	5.800%	121,522	115,912	3,447.92	2039	10/04	MBC - BBT	S&J
Lincoln PSD 02-B Water Reserve	8/6/2002				4,930.67				
Lincoln PSD 03-A Water Reserve	7/3/2003				13,265.62				
Lincoln PSD 06-A Water Revenue	7/13/2006	0.000%	#576,000	526,058	2,550.11	2046	36/91	MBC - UNB	S&J
Lincoln PSD 06-A Water Reserve	7/13/2006				1,756.08				S&J
Lincoln PSD Series 75 (11/77) Water Res	11/3/1977				66,232.88				
Lincoln PSD 98 Water Design Reserve	12/29/1998				4,819.73				
Little Creek PSD 71 Water Revenue	12/10/1971	5.000%	208,000	34,000	6,791.68	2011	01/	GMAC-CPLT1:B1T	S&J
Little Creek PSD 71 Water Reserve	12/10/1971				13,540.43				
Logan 03-A Sewer Revenue Notes	9/23/2003	5.950%	151,290	17,208	8,868.02	2008	10/04	LGN BK&TR	S&J
Logan 03-A Sewer Reserve	9/23/2003				15,833.46				S&J
Logan 06-A Sewer Revenue Notes	5/17/2006	5.000%	1,575,000	1,316,269	40,122.82	2016	11/05	LGN BK&TR	S&J
Logan 06-A Sewer Reserve	5/17/2006				42,746.31				
Logan 08-A Sewer Revenue	6/26/2008	0.000% - +0.5%AF	#4,468,000	1,771,359	0.00	2048	36/91	MBC - DEP	S&J
Logan 08-A Sewer Reserve	6/26/2008				116,052.00				
Logan 87-A Sewer Revenue	9/25/1987	8.380%	623,087	512,091	19,672.26	2026	10/04	MBC - BNY	JK
Logan 87-A Sewer Reserve	9/25/1987				55,016.78				
Logan 87-B Sewer Revenue	9/25/1987	0.000%	152,833	76,418	3,023.75	2026	10/	MBC - BNY2	JK
Logan 87-B Sewer Reserve	9/25/1987				4,041.36				
Logan 93-A Sewer Revenue	3/29/1993	7.750%	2,284,839	2,013,478	62,519.87	2031	10/04	MBC - BNY	JK
Logan 93-A Sewer Reserve	3/29/1993				188,041.98				
Logan 93-B Sewer Revenue	3/29/1993	0.000%	76,161	46,868	1,468.88	2031	10/	MBC - BNY2	JK

ACCOUNT NAME	ISSUE DATE	INTEREST RATE	ORIGINAL ISSUE	OUTSTANDING (06/30/08)	ACCT - BAL (06/30/08)	LAST DEBT	DEBT MONTH	PAYING AGENT	BOND I COUNSEL
Logan 93-B Sewer Reserve	3/29/1993				1,961.42				
Logan 95 Sewer Revenue	8/31/1995	6.750%	377,980	336,971	9,524.38	2033	10/04	MBC - BNY	JK
Logan 95 Sewer Reserve	8/31/1995				27,956.30				JK
Logan County PSD 02-A Sewer Revenue	12/12/2002	0.000% - +0.5%AF	5,328,940	4,838,117	29,024.45	2042	36/91	MBC - DEP	JK
Logan County PSD 02-A Sewer Reserve	12/12/2002				56,531.45				
Logan County PSD 02-B Sewer Revenue	12/12/2002	0.000%	2,190,000	1,975,294	5,301.40	2042	36/91	MBC - UNB	JK
Logan County PSD 02-B Sewer Reserve	12/12/2002				23,606.33				
Logan County PSD 02-C Sewer Reserve	12/12/2002				6,822.60				
Logan County PSD 08-A Sewer Revenue	4/9/2008	0.000%	#4,500,000	309,598	0.00	2048	36/91	MBC - UNB	JK
Logan County PSD 08-A Sewer Reserve	4/9/2008				0.00				
Logan County PSD 01-A Water Revenue	9/6/2001	5.800%	3,830,000	3,653,168	95,149.48	2039	10/04	MBC - BNY	JK
Logan County PSD 01-A Water Reserve	9/6/2001				160,026.90				
Logan County PSD 01-B Water Revenue	9/6/2001	0.000%	2,670,000	2,305,902	6,447.74	2041	36/91	MBC - UNB	JK
Logan County PSD 01-B Water Reserve	9/6/2001				40,485.62				
Logan County PSD 02-A Water Reserve	1/24/2002				38,398.15				
Logan County PSD 02-B Water Revenue	10/9/2002	0.000%	1,100,000	972,258	2,816.89	2042	36/91	MBC - UNB	JK
Logan County PSD 02-B Water Reserve	10/9/2002				14,418.00				
Logan County PSD 03-B Water Revenue	10/29/2003	0.000%	3,600,000	3,317,647	8,934.56	2043	36/91	MBC - UNB	JK
Logan County PSD 03-B Water Reserve	10/29/2003				31,002.90				
Logan County PSD 05-A Water Revenue	4/27/2005	0.000%	923,245	887,039	2,643.77	2045	36/91	MBC - UNB	JK
Logan County PSD 05-A Water Reserve	4/27/2005				3,933.65				
Logan County PSD 07-A Water Revenue	3/14/2007	0.000%	200,000	200,000	0.00	2027	36/91	MBC - UNB	JK
Logan County PSD 07-A Water Reserve	3/14/2007				0.00				
Logan County PSD 96-B Water Revenue	7/31/1996	3.000%	1,780,000	1,350,266	14,582.51	2036	36/91	MBC - UNB	JK
Logan County PSD 96-B Water Reserve	7/31/1996				87,753.77				
Logan County PSD 97-A Water Revenue	2/12/1997	3.000%	1,000,000	840,992	7,252.97	2037	36/91	MBC - UNB	JK
Logan County PSD 97-A Water Reserve	2/12/1997				43,631.53				
Logan County PSD 97-B Water Revenue	3/25/1997	2.000%	1,075,000	867,807	6,540.22	2037	36/91	MBC - UNB	JK
Logan County PSD 97-B Water Reserve	3/25/1997				40,289.07				
Logan County PSD 98-A Water Revenue	6/10/1998	1.000%	815,000	651,852	2,414.45	2038	36/91	MBC - UNB	JK
Logan County PSD 98-A Water Reserve	6/10/1998				26,089.84				
Logan County PSD 99-A Water Revenue	4/21/1999	0.000%	5,050,000	4,513,960	8,622.07	2039	36/91	MBC - UNB	JK
Logan County PSD 99-A Water Reserve	4/21/1999				125,527.30				

ACCOUNT NAME	ISSUE DATE	INTEREST RATE	ORIGINAL ISSUE	OUTSTANDING (06/30/08)	ACCT - BAL (06/30/08)	LAST DEBT	DEBT MONTH	PAYING AGENT	BOND I COUNSEL
Logan County PSD 99-C Water Revenue	6/17/1999	0.000%	2,590,000	2,071,990	6,219.27	2039	36/91	MBC - UNB	JK
Logan County PSD 99-C Water Reserve	6/17/1999				110,217.73				
Logan County PSD 99-D Water Revenue	12/14/1999	5.800%	330,000	246,788	16,082.25	2019	10/04	MBC - BBT	JK
Logan County PSD 99-D Water Reserve	12/14/1999				24,745.00				
Logan County PSD 99-C Lot 2 Water Rev	6/17/1999	0.000%	615,000	615,000	0.00	2019	36/91	MBC - UNB	JK
Lubeck PSD 05-A Sewer Revenue	9/27/2005	0.000%	7,879,443	7,879,443	0.00	2039	36/91	MBC - UNB	JK
Lubeck PSD 05-A Sewer Reserve	9/27/2005				47,394.08				
Lubeck PSD 05-B Sewer Revenue	9/27/2005	0.000%	2,411,178	2,411,178	0.00	2039	36/91	MBC - UNB	JK
Lubeck PSD 05-B Sewer Reserve	9/27/2005				49,565.29				
Lubeck PSD 05-A Sewer BAN	9/27/2005	0.000%	6,278,679	6,278,379	838.49	2010	63/	MBC - UNB	JK
Lubeck PSD 99-A Sewer Revenue	3/9/1999	0.000% - +1.0%AF	7,950,000	5,068,125	82,738.71	2021	36/91	MBC - DEP	JK
Lubeck PSD 99-A Sewer Reserve	3/9/1999				404,360.20				
Lubeck PSD 99-B Sewer Revenue	3/9/1999	0.000%	2,000,000	1,618,418	10,146.47	2039	36/91	MBC - UNB	JK
Lubeck PSD 99-B Sewer Reserve	3/9/1999				60,748.26				
Lubeck PSD 05-A Water Revenue	6/17/2005	3.000%	1,573,000	1,484,832	18,130.20	2026	36/91	MBC - UNB	JK
Lubeck PSD 05-A Water Reserve	6/17/2005				17,099.26				
Lubeck PSD 05-B Water Reserve	6/17/2005				15,983.28				
Lubeck PSD 05-C Water Reserve	6/17/2005				3,647.40				
Lubeck PSD 90-A Water Revenue	4/2/1990	7.850%	3,139,013	2,684,587	135,569.64	2029	10/04	MBC - BNY	BRD
Lubeck PSD 90-A Water Reserve	4/2/1990				266,723.25				
Lubeck PSD 90-B Water Revenue	4/2/1990	0.000%	146,487	82,634	5,553.04	2029	10/	MBC - BNY2	BRD
Lubeck PSD 90-B Water Reserve	4/2/1990				6,334.89				
Lumberport Area Sewer PSD 97-A Revenue	10/14/1997	0.000%	2,539,003	1,993,714	10,688.88	2037	36/91	MBC - UNB	S&J
Lumberport Area Sewer PSD 97-A Reserve	10/14/1997				73,080.68				
Lumberport 02-A Water Reserve	7/10/2002				11,962.46				
Malden PSD 06-A Sewer Revenue	10/5/2006	3.000%	#200,000	190,000	2,223.82	2028	36/91	MBC - UNB	S&J
Malden PSD 06-A Sewer Reserve	10/5/2006				222.39				
Malden PSD 06-B Sewer Revenue	10/5/2006	3.000% - 5.000%	#694,500	334,374	29,645.30	2028	14/71	MBC - BBT	S&J
Malden PSD 06-B Sewer Reserve	10/5/2006				459.47				
Malden PSD 78 Sewer Revenue	12/21/1978	6.000% - 7.200%	7,040,000	4,000,000	354,510.44	2018	10/04	MBC - BNY	JK
Malden PSD 78 Sewer Reserve	12/21/1978				554,529.52				
Mannington PSD 70-A Water Revenue	12/14/1970	5.000%	167,000	*17,968	5,535.88	2010	01/	USDA:RD-ELKINS	S&J
Mannington PSD 70-A Water Reserve	12/14/1970				10,691.98				

ACCOUNT NAME	ISSUE DATE	INTEREST RATE	ORIGINAL ISSUE	OUTSTANDING (06/30/08)	ACCT - BAL (06/30/08)	LAST DEBT	DEBT MONTH	PAYING AGENT	BOND I COUNSEL
Mannington PSD 70-A Water Depreciation	12/14/1970				5,513.94				
Marion County Schools 03 GO	5/1/2003	1.500% - 2.000%	4,500,000	P/O 5/08	24,367.94	2008	05/11	MBC - DTC	S&J
Marlinton 05-A Water & Sewer Revenue	10/19/2005	0.000% - +0.5%AF	1,660,766	1,577,726	5,399.26	2036	36/91	MBC - DEP	S&J
Marlinton 05-A Water & Sewer Reserve	10/19/2005				12,005.52				
Marlinton 08-A Water & Sewer Revenue	2/6/2008	0.000%	#2,187,000	691,628	0.00	2048	36/91	MBC - UNB	S&J
Marlinton 08-A Water & Sewer Reserve	2/6/2008	0.000%			0.00				
Marlinton 97-A Water & Sewer Revenue	1/30/1997	0.000%	239,495	172,137	589.17	2037	36/91	MBC - UNB	S&J
Marlinton 97-A Water & Sewer Reserve	1/30/1997				7,609.79				
Marlinton 97-B Water & Sewer Revenue	8/18/1997	0.000%	555,450	407,799	1,381.30	2037	36/91	MBC - UNB	S&J
Marlinton 97-B Water & Sewer Reserve	8/18/1997				16,667.14				
Marlinton 98-A Water & Sewer Revenue	11/20/1998	0.000% - +1.0%AF	705,400	511,393	2,764.07	2030	36/91	MBC - BPH	S&J
Marlinton 98-A Water & Sewer Reserve	11/20/1998				21,724.71				
Marmet 90-A Sewer Revenue	1/3/1990	7.850%	664,013	559,887	25,629.23	2028	10/04	MBC - BNY	H&P
Marmet 90-A Sewer Reserve	1/3/1990				56,668.27				
Marmet 90-B Sewer Revenue	1/3/1990	0.000%	30,987	17,124	692.03	2028	10/	MBC - BNY2	H&P
Marmet 90-B Sewer Reserve	1/3/1990				1,449.98				
Marshall County Schools 07 GO	6/26/2007	6.950%	27,900,000	26,510,000	774,459.75		05/11	MBC - DTC	BRM
Marshall Cty Sewerage District 07-A Rev	11/2/2007	0.000%	#643,800	335,012	0.00	2047	36/91	MBC - UNB	S&J
Marshall Cty Sewerage District 07-A Res	11/2/2007				0.00				
Marshall Cty Sewerage District 07-B Rev	11/2/2007	0.000%	#200,000	12,000	0.00	2038	36/91	MBC - UNB	S&J
Marshall Cty Sewerage District 07-B Res	11/2/2007				0.00				
Marshall Cty Sewerage District 87-A Rev	3/18/1987	8.380%	89,940	73,917	4,230.37	2026	10/04	MBC - BNY	S&J
Marshall Cty Sewerage District 87-A Res	3/18/1987				8,111.86				
Marshall Cty Sewerage District 87-B Rev	3/18/1987	0.000%	22,060	11,030	1,204.89	2026	10/	MBC - BNY2	S&J
Marshall Cty Sewerage District 87-B Res	3/18/1987				1,110.98				
Marshall Cty Sewerage District 90-A Rev	11/26/1990	8.100%	267,737	231,480	11,798.80	2029	10/04	MBC - BNY	S&J
Marshall Cty Sewerage District 90-A Res	11/26/1990				23,459.32				
Marshall Cty Sewerage District 90-B Rev	11/26/1990	0.000%	12,091	7,000	587.69	2029	10/	MBC - BNY2	S&J
Marshall Cty Sewerage District 90-B Res	11/26/1990				406.99				
Marshall Cty PSD #4 07-A Water Reserve	9/26/2007				0.00				
Marshall Cty PSD #4 07-B Water Revenue	9/26/2007	0.000% - +1.%AF	#1,225,000	119,204	0.00	2039	36/91	MBC - BPH	S&J
Marshall Cty PSD #4 07-B Water Reserve	9/26/2007				0.00				
Marshall Cty PSD #4 82 Water Res					70,169.03				

ACCOUNT NAME	ISSUE DATE	INTEREST RATE	ORIGINAL ISSUE	OUTSTANDING (06/30/08)	ACCT - BAL (06/30/08)	LAST DEBT	DEBT MONTH	PAYING AGENT	BOND I COUNSEL
Marshall Cty PSD #4 82 Water Dep					5,000.79				
Marshall Cty PSD #4 89 Water Res	7/23/1990				22,215.72				
Marshall Cty PSD #4 96-A Water Res	7/25/1996				8,499.84				
Marshall Cty PSD #4 96-B Water Res	7/25/1996				23,067.15				
Marshall UN University Center 69 Rev	1/1/1969	4.000% - 6.000%	3,600,000	CALLED 07	0.00	2009	01/07	US BANK	S&J
Marshall UN University Center 69 Res	1/1/1969				0.00				
Marshall UN University Ctr 69 Maint & Eq	1/1/1969				0.00				
Martinsburg 00-A Water & Sewer Revenue	9/27/2000	2.000% - +1.0%AF	7,564,000	5,515,486	52,523.08	2022	36/91	MBC - BPH	BRM
Martinsburg 00-A Water & Sewer Reserve	9/27/2000				467,864.06				
Martinsburg 00-B Water & Sewer Revenue	9/27/2000	3.000%	3,000,000	2,246,788	20,881.80	2022	36/91	MBC - UNB	BRM
Martinsburg 00-B Water & Sewer Reserve	9/27/2000				203,525.52				
Martinsburg 00-C Water & Sewer Revenue	9/27/2000	5.800%	1,976,352	1,857,028	67,534.66	2039	10/04	MBC - BNY	BRM
Martinsburg 00-C Water & Sewer Reserve	9/27/2000				132,234.31				
Martinsburg 01 Water & Sewer Revenue	9/6/2001	2.750% - 5.125%	10,750,000	9,555,000	401,660.85	2031	09/03	MBC - DTC	I BRM
Martinsburg 01 Water & Sewer Reserve	9/6/2001				702,311.67				
Martinsburg 95 Water & Sewer Ref Revenue	9/1/1995	3.850% - 5.300%	3,645,000	445,000	335,513.79	2009	01/07	BANK OF NY	I BRM
Martinsburg 95 Water & Sewer Ref Reserve	9/1/1995		MBIA INSUR		0.00				
Mason County Schools 04 GO	6/1/2004	3.00% - 5.000%	12,000,000	8,560,000	597,143.76	2016	06/12	MBC - DTC	BRM
Mason County Schools 04 Sur Col	6/1/2004				37,335.95				
Masontown 01-A Sewer Reserve	8/22/2001				13,142.00				
Masontown 01-B Sewer Revenue	8/22/2001	0.000%	1,500,000	1,302,620	6,672.65	2041	36/91	MBC - UNB	S&J
Masontown 01-B Sewer Reserve	8/22/2001				21,058.58				
Masontown 07-A Sewer Reserve	4/20/2007				0.00				
Masontown 07-A Water Revenue	3/12/2007	0.500%	#815,500	788,604	1,930.24	2047	36/91	MBC - UNB	S&J
Masontown 07-A Water Reserve	3/12/2007				2,321.06				
Masontown 07-B Water Revenue	3/12/2007	0.000% - +1.0%AF	635,500	635,500	2,032.33	2038	36/91	MBC - BPH	S&J
Masontown 07-B Water Reserve	3/12/2007				2,122.66				
Mason 64 & 66 Water & Sewer Rev Escrow					114.39				
Mason 01-A Water & Sewer Revenue	5/10/2001	2.000% - +1.0%AF	650,000	466,456	6,491.68	2021	36/91	MBC - BPH	S&J
Mason 01-A Water & Sewer Reserve	5/10/2001				40,204.78				
Mason 07-A Water & Sewer Revenue	6/14/2007	0.000%	#1,719,000	1,604,032	0.00	2047	36/91	MBC - UNB	S&J
Mason 07-A Water & Sewer Reserve	6/14/2007				46,476.83				
Mason 96-A Water & Sewer Revenue	12/17/1996	2.000% - +1.0%AF	130,000	66,583	1,680.32	2017	36/91	MBC - DEP	S&J

ACCOUNT NAME	ISSUE DATE	INTEREST RATE	ORIGINAL ISSUE	OUTSTANDING (06/30/08)	ACCT - BAL (06/30/08)	LAST DEBT	DEBT MONTH	PAYING AGENT	BOND I COUNSEL
Mason 96-A Water & Sewer Reserve	12/17/1996				8,180.99				
Mason 98-A Water & Sewer Revenue	6/4/1998	0.000%	1,602,000	1,222,038	9,081.05	2038	36/91	MBC - UNB	S&J
Mason 98-A Water & Sewer Reserve	6/4/1998				44,092.03				
Mason County PSD 97-B Water Revenue	9/25/1997	3.000%	818,000	690,336	6,507.69	2037	36/91	MBC - UNB	JK
Mason County PSD 97-B Water Reserve	9/25/1997				37,953.68				
Mason County PSD 00-A Water Revenue	6/28/2000	2.000% - +1.0%AF	960,000	655,319	11,628.11	2021	36/91	MBC - BPH	JK
Mason County PSD 00-A Water Reserve	6/28/2000				48,736.09				
Mason County PSD 01-A Water Reserve	3/16/2001				20,951.05				
Mason County PSD 04-A Water Revenue	6/8/2004	2.000% - +1.0%AF	#602,000	517,288	7,411.61	2025	36/91	MBC - BPH	JK
Mason County PSD 04-A Water Reserve	6/8/2004				13,098.21				
Mason County PSD 05-A Water Reserve	6/24/2005				18,872.70				
Mason County PSD 05-B Water Reserve	6/24/2005				1,394.73				
Matewan Public Park & Recreation 74 GO	4/1/1974	4.750%	40,000	CALLED 97	436.23			US BANK	BFY
Matheny PSD 70 Water Revenue	12/16/1970	5.000%	110,000	12,000	10,576.67	2010	01/	GMAC-CPLT1:B1T	S&J
Matheny PSD 70 Water Reserve	12/16/1970				0.00				
Matheny PSD 70 Water Depreciation	12/16/1970				2,344.68				
McDowell Cty PSD 00-A Water Design Notes	8/1/2000	0.000%	20,000	CALLED 06	0.00	2007	01/	MBC - UNB	S&J
McDowell County PSD 01-A Water Reserve	2/23/2001				8,336.77				
McDowell Cty PSD 06-A Water Reserve	7/27/2006				986.71				S&J
McDowell Cty PSD 06-B Water Ref Rev	7/27/2006	0.000%	300,000	296,102	647.40	2046	36/91	MBC - UNB	S&J
McDowell Cty PSD 06-B Water Ref Res	7/27/2006				7,866.26				S&J
McDowell Cty PSD 07-A Water Reserve	9/19/2007				0.00				S&J
McDowell County PSD 93 Water Reserve	6/23/1993				48,856.85				
McDowell County PSD 95 Water Reserve	9/26/1995				27,806.26				
McDowell County PSD 97-A Water Reserve	10/15/1997				31,494.72				
McDowell County PSD 99-A Water Reserve	6/21/1999				7,818.41				
McDowell County PSD 99-B Water Reserve	8/11/1999				18,438.25				
McDowell County PSD 99-C Water Reserve	8/11/1999				3,119.81				
McMechen 86 Sewer Revenue	10/20/1986	9.750%	731,000	621,228	184,220.84	2026	10/04	MBC - BNY	S&J
McMechen 86 Sewer Reserve	10/20/1986				84,567.42				
Middlebourne 99-B Sewer Revenue	8/27/1999	2.000% - +1.0%AF	375,000	247,125	4,643.49	2020	36/91	MBC - DEP	G&G
Middlebourne 99-B Sewer Reserve	8/27/1999				20,424.63				
Middlebourne 99-C Sewer Revenue	8/27/1999	5.000%	120,000	53,564	8,223.22	2013	01/07	MBC - UNION B	G&G

ACCOUNT NAME	ISSUE DATE	INTEREST RATE	ORIGINAL ISSUE	OUTSTANDING (06/30/08)	ACCT - BAL (06/30/08)	LAST DEBT	DEBT MONTH	PAYING AGENT	BOND I COUNSEL
Middlebourne 99-C Sewer Reserve	8/27/1999				12,316.18				
Midland PSD 86-B Sewer Revenue	9/29/1986	8.380%	263,096	215,406	12,316.41	2026	10/04	MBC - BNY	S&J
Midland PSD 86-B Sewer Reserve	9/29/1986				23,638.74				
Midland PSD 86-C Sewer Revenue	9/29/1986	0.000%	260,975	127,142	30,933.18	2026	10/	MBC - BNY2	S&J
Midland PSD 86-C Sewer Reserve	9/29/1986				11,079.01				
Milton 04-A Sewer Ref Revenue	12/29/2004	0.000% - +0.5%AF	#6,351,371	5,950,605	32,565.39	2044	36/91	MBC - DEP	JK
Milton 04-A Sewer Ref Reserve	12/29/2004				33,024.51				
Milton 04-B Sewer Ref Revenue	12/29/2004	0.000%	#1,571,903	1,463,679	7,378.06	2044	36/91	MBC - UNB	JK
Milton 04-B Sewer Ref Reserve	12/29/2004				8,175.15				
Milton 07-A Water Ref Reserve	6/8/2007				71,238.76				
Mineral Wells PSD 03-A Sewer Revenue	10/30/2003	2.000% - +1.0%AF	415,000	353,790	5,187.82	2024	36/91	MBC - DEP	BRM
Mineral Wells PSD 03-A Sewer Reserve	10/30/2003				25,670.48				
Mineral Wells PSD 85-B Sewer Revenue	12/2/1985	0.000%	589,625	279,296	16,237.63	2025	10/	MBC - BNY2	BRD
Mineral Wells PSD 85-B Sewer Reserve	12/2/1985				16,649.79				
Mineral Wells PSD 95 Sewer Revenue	4/6/1995	3.000%	1,023,800	470,448	12,875.80	2016	36/91	MBC - DEP	BRM
Mineral Wells PSD 95 Sewer Reserve	4/6/1995				69,462.45				
Mineral Wells PSD 97 Sewer Ref Revenue	5/28/1997	4.500% - 6.300%	1,440,000	1,150,000	81,047.72	2025	10/04	WESBK-WHEEL	BRM
Mineral Wells PSD 97 Sewer Ref Reserve	5/28/1997				112,539.81				
Mineral Wells PSD 04-A Water Revenue	6/17/2004	0.000%	3,750,000	3,506,494	18,004.10	2024	36/91	MBC - UNB	BRM
Mineral Wells PSD 04-A Water Reserve	6/17/2004				31,135.11				
Mineral Wells PSD 04-B Water Reserve	6/17/2004				6,747.25				
Mingo County PSD 05-A Sewer Revenue	11/9/2005	0.000%	2,552,180	2,469,317	5,489.28	2045	36/91	MBC - UNB	S&J
Mingo County PSD 05-A Sewer Reserve	11/9/2005				6,817.63				S&J
Mingo County PSD 00-A Water Reserve	8/28/2000				0.86				
Mingo County PSD 00-B Water Reserve	8/28/2000				0.66				
Mingo County PSD 00-C Water Revenue	8/28/2000	5.800%	2,853,436	2,700,701	62,309.44	2039	10/04	MBC - BNY	S&J
Mingo County PSD 00-C Water Reserve	8/28/2000				2,903.51				
Mingo County PSD 00-D Water Revenue	8/28/2000	5.800%	715,000	676,729	15,613.06	2039	10/04	MBC - BBT	S&J
Mingo County PSD 00-D Water Reserve	8/28/2000				724.22				
Mingo County PSD 00-E Water Revenue	8/28/2000	0.000%	8,916,818	7,558,622	19,627.41	2040	36/91	MBC - UNB	S&J
Mingo County PSD 00-E Water Reserve	8/28/2000				3,562.02				
Mingo County PSD 01-A Water Revenue	3/9/2001	0.000%	837,540	697,946	1,784.53	2040	36/91	MBC - UNB	S&J
Mingo County PSD 01-A Water Reserve	3/9/2001				323.86				

ACCOUNT NAME	ISSUE DATE	INTEREST RATE	ORIGINAL ISSUE	OUTSTANDING (06/30/08)	ACCT - BAL (06/30/08)	LAST DEBT	DEBT MONTH	PAYING AGENT	BOND I	COUNSEL
Monongalia County Schools 04 GO	5/1/2004	4.000% - 6.000%	50,000,000	47,160,000	187,394.44	2033	05/11	MBC - DTC	I	S&J
Monongah 98-A Sewer Revenue	10/29/1998	0.000%	1,982,400	1,557,600	10,330.14	2038	36/91	MBC - UNB		S&J
Monongah 98-A Sewer Reserve	10/29/1998				49,989.95					
Monongah 04 Water Bond Anticipation Note	5/13/2004	6.000% - 6.000%	340,000	CALLED 06	843.43	2006	12/06	HUNT NAT'L BNK		S&J
Monongah 06 Water Refunding BAN	8/29/2006	6.000%	340,000	340,000	1,646.17	2007	12/06	HUNT NAT'L BNK		S&J
Monroe County Schools 99 GO	7/1/1999	4.625% - 4.800%	2,100,000	1,030,000	75,379.40	2014	06/12	MBC - DTC		BRM
Monroe County Schools 99 Sur Col	7/1/1999				182,780.34					
Montgomery 87-A Sewer Revenue	10/27/1987	8.380%	1,164,146	956,762	54,631.70	2026	10/04	MBC - BNY		H&P
Montgomery 87-A Sewer Reserve	10/27/1987				104,988.07					
Montgomery 87-B Sewer Revenue	10/27/1987	0.000%	285,539	142,769	20,980.71	2026	10/	MBC - BNY2		H&P
Montgomery 87-B Sewer Reserve	10/27/1987				9,067.32					
Montgomery 93-A Sewer Revenue	1/19/1993	7.750%	648,387	571,380	27,021.73	2031	10/04	MBC - BNY		H&P
Montgomery 93-A Sewer Reserve	1/19/1993				54,504.06					
Montgomery 93-B Sewer Revenue	1/19/1993	0.000%	21,613	13,300	726.17	2031	10/	MBC - BNY2		H&P
Montgomery 93-B Sewer Reserve	1/19/1993				669.44					
Montgomery 96-A Sewer Revenue	5/2/1996	2.000% - +1.0%AF	175,000	79,910	2,912.66	2016	36/91	MBC - DEP		H&P
Montgomery 96-A Sewer Reserve	5/2/1996				10,717.42					
Monumental PSD 06-A Water Reserve	2/24/2006				6,593.27					S&J
Moorefield 87-A Sewer Revenue	11/20/1987	8.380%	156,720	128,801	6,207.65	2026	10/04	MBC - BNY		JK
Moorefield 87-A Sewer Reserve	11/20/1987				14,135.36					
Moorefield 87-B Sewer Revenue	11/20/1987	0.000%	38,440	19,220	4,060.86	2026	10/	MBC - BNY2		JK
Moorefield 87-B Sewer Reserve	11/20/1987				2,247.47					
Moorefield 99-A Sewer Revenue	3/17/1999	0.000% - +1.0%AF	1,400,000	857,500	16,266.35	2020	36/91	MBC - DEP		S&J
Moorefield 99-A Sewer Reserve	3/17/1999				63,409.35					
Moorefield 07-A Water Revenue	3/1/2007	4.100% - 5.000%	3,155,000	3,145,000	61,326.67	2042	03/09	MBC - DTC		S&J
Moorefield 07-A Water Reserve	3/1/2007				196,963.68					
Moorefield 87-A Water Revenue	11/20/1987	8.380%	443,275	364,311	17,551.77	2026	10/04	MBC - BNY		JK
Moorefield 87-A Water Reserve	11/20/1987				39,978.33					
Moorefield 87-B Water Revenue	11/20/1987	0.000%	108,725	54,362	5,065.43	2026	10/	MBC - BNY2		JK
Moorefield 87-B Water Reserve	11/20/1987				5,284.87					
Moorefield 92-A Water Revenue	5/28/1992	7.750%	1,451,613	1,279,209	50,558.54	2031	10/04	MBC - BNY		S&J
Moorefield 92-A Water Reserve	5/28/1992				122,022.57					
Moorefield 92-B Water Revenue	5/28/1992	0.000%	48,387	29,777	1,730.85	2031	10/	MBC - BNY2		S&J

ACCOUNT NAME	ISSUE DATE	INTEREST RATE	ORIGINAL ISSUE	OUTSTANDING (06/30/08)	ACCT - BAL (06/30/08)	LAST DEBT	DEBT MONTH	PAYING AGENT	BOND I COUNSEL
Moorefield 92-B Water Reserve	5/28/1992				1,656.96				
Morgantown 02 Parking Revenue	12/12/2002	4.470%	6,000,000	5,229,529	306,177.55	2024	01/07	MBC-UNITED B:BH	S&J
Morgantown 02 Parking Reserve	12/12/2002				463,183.21				
Morgantown 86 Sewer Ref Revenue	12/1/1986	4.500% - 7.250%	4,620,000	ET:HUNT-MT	0.00	2005	06/12	HUNTINGTON B-MT	S&J
Morgantown 00-A Water & Sewer Revenue	2/29/2000	0.000% - +0.5%AF	7,842,000	5,740,004	31,976.39	2026	36/91	MBC - DEP	S&J
Morgantown 00-A Water & Sewer Reserve	2/29/2000		SURETY BD		0.00				
Morgantown 00-B Water & Sewer Revenue	2/29/2000	0.000%	2,488,000	2,062,406	6,444.78	2039	36/91	MBC - UNB	S&J
Morgantown 00-B Water & Sewer Reserve	2/29/2000		SURETY BD		0.00				
Morgantown 01-A Water & Sewer Revenue	2/8/2001	3.000%	3,812,470	2,271,879	56,182.75	2015	36/91	MBC - UNB	S&J
Morgantown 01-A Water & Sewer Reserve	2/8/2001		SURETY BD		1.91				
Morgantown 06-A Water & Sewer Revenue	6/30/2006	2.000% - +1.0%AF	#6,410,191	5,887,772	35,353.39	2028	36/91	MBC - DEP	S&J
Morgantown 06-A Water & Sewer Reserve	6/30/2006		SURETY BD		0.00				
Morgantown 07-A Water & Sewer Revenue	8/14/2007	2.000% - +1.0%AF	#8,500,000	3,716,149	0.00	2029	36/91	MBC - DEP	S&J
Morgantown 07-A Water & Sewer Reserve	8/14/2007		SURETY BD		0.00				
Morgantown 92 Water & Sewer Revenue	9/8/1992	3.000%	11,900,000	3,330,000	110,117.06	2012	36/91	MBC - DEP	S&J
Morgantown 92 Water & Sewer Reserve	9/8/1992		SURETY BD		0.00				
Morgantown 95 Water & Sewer Revenue	4/27/1995	2.000% - +1.0%AF	1,601,477	676,443	30,327.21	2015	36/91	MBC - DEP	S&J
Morgantown 95 Water & Sewer Reserve	4/27/1995		SURETY BD		0.00				
Morgantown 77 Water Ref Revenue	7/15/1977	3.250% - 6.000%	8,750,000	ET:HUNT-MT	0.00	2009	08/02	CHASE-CHEMICAL	S&J
Moundsville 00 Sewer Sys LOC Note Rev	3/23/2000	6.000%	450,000	P/O 9/07	29.66	2008	03/09	MBC-UB:BH	S&J
Moundsville 87-A Sewer Revenue	11/18/1987	8.380%	1,846,978	1,517,956	86,768.14	2026	10/04	MBC - BNY	S&J
Moundsville 87-A Sewer Reserve	11/18/1987				166,567.18				
Moundsville 87-B Sewer Revenue	11/18/1987	0.000%	453,022	226,511	12,400.18	2026	10/	MBC - BNY2	S&J
Moundsville 87-B Sewer Reserve	11/18/1987				14,641.66				
Moundsville 05-A Water Reserve	12/21/2005				15,256.50				
Moundsville 05-B Water Revenue	12/21/2005	5.200%	9,745,000	9,745,000	304,318.29	2035	10/04	MBC - BNY	S&J
Moundsville 05-B Water Reserve	12/21/2005				39,083.22				
Mt Hope 02-A Water & Sewer Revenue	12/1/2002	4.000% - 5.700%	1,285,000	955,000	50,259.24	2031	03/09	MBC - DTC	JK
Mt Hope 02-A Water & Sewer Reserve	12/1/2002				77,222.87				
Mt Hope 07-A Water & Sewer Revenue	11/28/2007	0.000% - +.5%AF	#646,600	151,901	9,693.21	3039	36/91	MBC - DEP	JK
Mt Hope 07-A Water & Sewer Reserve	11/28/2007				901.16				
Mt Hope 99-A Water & Sewer Revenue	5/20/1999	0.000% - +1.0%AF	1,490,000	912,625	16,509.30	2020	36/91	MBC - DEP	JK
Mt Hope 99-A Water & Sewer Reserve	5/20/1999				78,376.38				

ACCOUNT NAME	ISSUE DATE	INTEREST RATE	ORIGINAL ISSUE	OUTSTANDING (06/30/08)	ACCT - BAL (06/30/08)	LAST DEBT	DEBT MONTH	PAYING AGENT	BOND I COUNSEL
Mullens 98-A Sewer Revenue	12/17/1998	0.000% - +1.0%AF	1,780,000	684,608	10,632.50	2013	36/91	MBC - DEP	JK
Mullens 98-A Sewer Reserve	12/17/1998				125,365.38				
Mullens 98-B Sewer Revenue	12/17/1998	0.000%	2,586,300	2,586,300	0.00	2030	36/91	MBC - UNB	JK
Mullens 98-B Sewer Reserve	12/17/1998				0.00				
Nettie Leivasy PSD 00 Water Revenue	8/29/2000	5.800%	386,000	362,696	9,953.15	2039	10/04	MBC - BNY	S&J
Nettie Leivasy PSD 00 Water Reserve	8/29/2000				27,532.03				
Nettie Leivasy PSD 71-A Water Revenue	1/1/1971	4.750%	331,000	*CALLED 07	0.59	2010	01/07	EDA-ATLANTA	S&J
Nettie Leivasy PSD 71-B Water Revenue	1/1/1971	5.750%	59,000	*CALLED 07	2,707.41	2010	01/07	EDA-ATLANTA	S&J
Nettie Leivasy PSD 76 Water Reserve	5/13/1976				16,588.85				
New Creek PSD 87-A Sewer Revenue	8/17/1987	8.380%	200,757	164,994	9,432.87	2026	10/04	MBC - BNY	S&J
New Creek PSD 87-A Sewer Reserve	8/17/1987				18,105.85				
New Creek PSD 87-B Sewer Revenue	8/17/1987	0.000%	49,243	24,622	2,952.95	2026	10/	MBC - BNY2	S&J
New Creek PSD 87-B Sewer Reserve	8/17/1987				2,187.04				
New Creek Water 04-B Water Revenue	11/18/2004	0.000%	1,095,000	1,037,745	5,105.61	2044	36/91	MBC - UNB	S&J
New Creek Water 04-B Water Reserve	11/18/2004				6,468.89				
New Creek Water 04-C Water Revenue	11/18/2004	3.000%	286,000	264,464	3,400.96	2026	36/91	MBC - UNB	S&J
New Creek Water 04-C Water Reserve	11/18/2004				4,308.79				
New Cumberland 04-A Water & Sewer Rev	6/18/2004	0.000%	238,600	218,843	1,163.68	2044	36/91	MBC - UNB	S&J
New Cumberland 04-A Water & Sewer Res	6/18/2004				2,235.04				
New Cumberland 94-A Water & Sewer Rev	10/27/1994	6.750%	647,121	576,911	23,225.58	2033	10/04	MBC - BNY	S&J
New Cumberland 94-A Water & Sewer Res	10/27/1994				48,884.56				
New Cumberland 94-B Water & Sewer Rev	10/27/1994	0.000%	498,666	193,223	4,860.64	2016	36/91	MBC - DEP	S&J
New Cumberland 94-B Water & Sewer Res	10/27/1994				28,738.10				
New Haven 82-B Sewer Sub Revenue	10/27/1982	0.000%	89,500	29,027	2,122.31	2019	10/	MBC - BNY2	JK
New Haven PSD 00-A Water Revenue	3/2/2000	0.000% - +1.0%AF	1,241,000	941,082	8,812.66	2031	36/91	MBC - BPH	S&J
New Haven PSD 00-A Water Reserve	3/2/2000		LTR/CREDIT		0.00				
New Haven PSD 00-B Water Revenue	3/2/2000	0.000%	9,004,675	7,330,708	42,748.52	2040	36/91	MBC - UNB	S&J
New Haven PSD 00-B Water Reserve	3/2/2000		LTR/CREDIT		0.00				
New Haven PSD 00-C Water Revenue	9/21/2000	AF+4.5%- 5.875%	1,605,000	1,500,000	34,454.48	2040	06/12	MBC - BNY	S&J
New Haven PSD 00-C Water Reserve	9/21/2000		LTR/CREDIT		0.00				
New Haven PSD 00-D Water Revenue	9/21/2000	0.000% - +1.0%AF	#767,354	580,853	5,425.30	2031	36/91	MBC - BPH	S&J
New Haven PSD 00-D Water Reserve	9/21/2000		LTR/CREDIT		0.00				
New Haven PSD 01-A Water Revenue	3/29/2001	0.000%	995,325	835,800	4,677.78	2041	36/91	MBC - UNB	S&J

ACCOUNT NAME	ISSUE DATE	INTEREST RATE	ORIGINAL ISSUE	OUTSTANDING (06/30/08)	ACCT - BAL (06/30/08)	LAST DEBT	DEBT MONTH	PAYING AGENT	BOND I COUNSEL
New Haven PSD 01-A Water Reserve	3/29/2001		LTR/CREDIT		0.00				
New Haven PSD 01-B Water Revenue	3/29/2001	0.000% - +1.0%AF	732,646	579,996	5,150.31	2032	36/91	MBC - BPH	S&J
New Haven PSD 01-B Water Reserve	3/29/2001		LTR/CREDIT		0.00				
New Haven 03-A& B Water Reserve	9/5/2003				9,840.48				
New Haven PSD 07-A Water Revenue	10/23/2007	0.000%	52,801	52,801	0.00	2028	36/91	MBC - UNB	S&J
New Haven PSD 07-A Water Reserve	10/23/2007		LTR/CREDIT		0.00				
New Haven PSD 07-B Water Revenue	10/23/2007	0.000%	41,286	41,286	0.00	2028	36/91	MBC - UNB	S&J
New Haven PSD 07-B Water Reserve	10/23/2007		LTR/CREDIT		0.00				
New Hill (Scotts Run) PSD 91-A Sewer Rev	12/20/1991	7.750%	137,568	121,228	5,734.22	2031	10/04	MBC - BNY	BRM
New Hill (Scotts Run) PSD 91-A Sewer Res	12/20/1991				11,564.42				
New Hill (Scotts Run) PSD 91-B Sewer Rev	12/20/1991	0.000%	4,586	2,822	132.38	2031	10/	MBC - BNY2	BRM
New Hill (Scotts Run) PSD 91-B Sewer Res	12/20/1991				136.56				
New Martinsville 97-A Water & Sewer Rev	3/13/1997	0.000% - +1.0%AF	385,000	206,938	8,955.59	2019	36/91	MBC - DEP	JK
New Martinsville 97-A Water & Sewer Res	3/13/1997				24,459.07				
New Martinsville 97-B Water & Sewer Rev	3/13/1997	0.000%	6,720,000	5,084,210	58,068.62	2037	36/91	MBC - UNB	JK
New Martinsville 97-B Water & Sewer Res	3/13/1997				223,468.18				
New Martinsville 97-C Water & Sewer Rev	3/13/1997	1.000%	420,000	420,000	0.00	2037	36/91	MBC - UNB	JK
New Martinsville 97-C Water & Sewer Res	3/13/1997				0.00				
Newburg 02 Sewer Reserve	5/3/2002				2,639.78				
Nitro 00-A Sewer Revenue	6/28/2000	0.000% - +0.5%AF	2,050,000	1,588,732	13,566.75	2031	36/91	MBC - DEP	VLF
Nitro 00-A Sewer Reserve	6/28/2000				53,236.73				
Nitro 01-A Sewer Revenue	6/5/2001	0.000% - +0.5%AF	543,800	425,968	3,595.77	2031	36/91	MBC - DEP	VLF
Nitro 01-A Sewer Reserve	6/5/2001				13,560.72				
Nitro 08-A Sewer Revenue	5/29/2008	3.000% - 5.000%	#313,929	131,329	2,354.47	2048	14/71	MBC - BBT	VLF
Nitro 08-A Sewer Reserve	5/29/2008				0.00				
Nitro 95-A Sewer Revenue	7/27/1995	2.000% - +1.0%AF	373,000	167,239	7,206.79	2016	36/91	MBC - DEP	V&W
Nitro 95-A Sewer Reserve	7/27/1995				23,073.37				
Nitro 96-A Sewer Revenue	12/10/1996	2.000% - +1.0%AF	4,575,502	2,515,202	63,774.48	2018	36/91	MBC - DEP	V&W
Nitro 96-A Sewer Reserve	12/10/1996				285,526.26				
North Beckley PSD 03-A Sewer Revenue	9/29/2003	0.000% - +0.5%AF	5,307,741	4,776,957	18,393.40	2035	36/91	MBC - DEP	BRM
North Beckley PSD 03-A Sewer Reserve	9/29/2003				207,048.16				
North Beckley PSD 99 Sewer Revenue	1/28/1999	0.000% - +1.0%AF	8,090,898	4,854,528	86,257.40	2020	36/91	MBC - DEP	BRM
North Beckley PSD 99 Sewer Reserve	1/28/1999				474,649.46				BRM

ACCOUNT NAME	ISSUE DATE	INTEREST RATE	ORIGINAL ISSUE	OUTSTANDING (06/30/08)	ACCT - BAL (06/30/08)	LAST DEBT	DEBT MONTH	PAYING AGENT	BOND I COUNSEL
North Hills 04 Sewer Reserve	2/19/2004				17,851.50				BRM
Northern Wayne Cty PSD 01-A S Design Rev	1/30/2001	0.000% - +0.5%AF	497,857	394,132	0.00	2032	36/91	MBC - DEP	S&J
Northern Wayne Cty PSD 01-A S Design Res	1/30/2001				16,100.40				
Northern Wayne Cty PSD 02A Sewer Ref Rev	12/1/2002	3.500% - 5.500%	1,860,000	1,610,000	31,526.74	2029	03/09	MBC - DTC	S&J
Northern Wayne Cty PSD 02A Sewer Ref Res	12/1/2002				146,819.68				
Northern Wayne Cty PSD 05-A Sewer Rev	10/4/2005	0.000% - +0.5%AF	4,536,000	4,309,200	0.00	2036	36/91	MBC - DEP	S&J
Northern Wayne Cty PSD 05-A Sewer Res	10/4/2005				18,186.69				
Northern Wayne Cty PSD 89-A Sewer Rev	3/16/1989	8.400%	2,354,914	2,043,536	51,647.35	2029	10/04	MBC - BNY	JK
Northern Wayne Cty PSD 89-A Sewer Res	3/16/1989				206,708.79				
Northern Wayne Cty PSD 89-C Sewer Rev	3/16/1989	0.000%	349,086	196,920	5,218.11	2029	10/	MBC - BNY2	JK
Northern Wayne Cty PSD 89-C Sewer Res	3/16/1989				8,951.11				
Northern Jackson Cty PSD 05-A Water Rev	6/23/2005	0.000%	2,035,472	1,956,168	5,037.71	2045	36/91	MBC - UNB	G&G
Northern Jackson Cty PSD 05-A Water Res	6/23/2005				37,349.80				
Northern Jackson Cty PSD 05-B Water Res	6/23/2005				9,176.43				
Northern Jackson Cty PSD 05-C Water Res	6/23/2005				1,104.00				
Northern Jackson Cty PSD 95 Water Res	12/15/1995				6,981.04				
Northern Jackson Cty PSD 99 Water Res	6/24/1999				18,094.72				
Norton-Harding-Jimtown PSD 06A Sewer Rev	10/12/2006	0.000%	333,000	328,702	715.57	2046	36/91	MBC - UNB	S&J
Norton-Harding-Jimtown PSD 06A Sewer Res	10/12/2006				501.77				
Norton-Harding-Jimtown PSD 04A Water Rev	11/30/2004	4.900%	117,237	99,231	5,030.83	2019	04/10	MBC - BBT	S&J
Norton-Harding-Jimtown PSD 04A Water Res	11/30/2004				11,134.38				S&J
Norton-Harding-Jimtown PSD 04B Water Rev	11/30/2004	5.500%	105,336	96,339	2,926.97	2026	04/10	MBC - BBT	S&J
Norton-Harding-Jimtown PSD 04B Water Res	11/30/2004				8,300.87				S&J
Norton-Harding-Jimtown PSD 04C Water Rev	11/30/2004	6.000%	798,427	787,089	12,130.44	2044	04/10	MBC - BBT	S&J
Norton-Harding-Jimtown PSD 04C Water Res	11/30/2004				53,410.56				
Norton-Harding-Jimtown PSD 07A Water Res	9/26/2007				0.00				S&J
Norton-Harding-Jimtown PSD 99A Water Rev	2/23/1999	0.000%	1,380,000	1,086,168	(10.33)	2038	36/91	MBC - UNB	S&J
Norton-Harding-Jimtown PSD 99A Water Res	2/23/1999				29,442.28				
Nutter Fort 02 Sewer Revenue	6/4/2002	0.000% - +0.5%AF	1,053,812	853,578	5,141.23	2028	36/91	MBC - DEP	S&J
Nutter Fort 02 Sewer Reserve	6/4/2002				50,222.04				
Nutter Fort 03 Sewer Revenue	7/30/2003	0.000%	328,000	268,960	5,346.03	2028	36/91	MBC - UNB	S&J
Nutter Fort 03 Sewer Reserve	7/30/2003				15,354.14				
Oak Hill 03 Stormwater Revenue	8/20/2003	4.290%	1,035,000	769,179	17,067.56	2018	99/99	MBC-BBT:BH	BRM

ACCOUNT NAME	ISSUE DATE	INTEREST RATE	ORIGINAL ISSUE	OUTSTANDING (06/30/08)	ACCT - BAL (06/30/08)	LAST DEBT	DEBT MONTH	PAYING AGENT	BOND I COUNSEL
Oak Hill 03 Stormwater Reserve	8/20/2003				48,898.11				
Oak Hill 07 Stormwater Revenue	6/20/2007	4.280%	1,050,000	998,968	17,458.69	2022	99/99	MBC-BBT:BH	BRM
Oak Hill 07 Stormwater Reserve	6/20/2007				7,182.82				
Oak Hill 88-A Sewer Revenue	8/25/1988	9.000%	1,764,285	1,528,520	83,292.39	2028	10/04	MBC - BNY	S&J
Oak Hill 88-A Sewer Reserve	8/25/1988				168,716.32				
Oak Hill 88-B Sewer Revenue	8/25/1988	0.000%	441,071	237,491	14,727.51	2028	10/	MBC - BNY2	S&J
Oak Hill 88-B Sewer Reserve	8/25/1988				19,071.44				
Oak Hill 91-A Sewer Revenue	3/28/1991	8.100%	1,817,920	1,571,741	79,923.16	2029	10/04	MBC - BNY	S&J
Oak Hill 91-A Sewer Reserve	3/28/1991				159,279.78				
Oak Hill 91-B Sewer Revenue	3/28/1991	0.000%	82,080	47,520	2,402.19	2029	10/	MBC - BNY2	S&J
Oak Hill 91-B Sewer Reserve	3/28/1991				3,641.55				
Oak Hill 96-A Sewer Revenue	8/20/1996	2.000% - +1.0%AF	1,000,000	499,543	13,252.93	2017	36/91	MBC - DEP	S&J
Oak Hill 96-A Sewer Reserve	8/20/1996				61,860.20				
Oakland PSD 95 Water Revenue	6/28/1995	6.750%	579,740	516,840	20,031.85	2033	10/04	MBC - BNY	G&G
Oakland PSD 95 Water Reserve	6/28/1995				43,794.92				
Oakvale Road PSD 02-A Water Revenue	6/4/2002	0.000%	558,620	474,827	2,561.87	2042	36/91	MBC - UNB	S&J
Oakvale Road PSD 02-A Water Reserve	6/4/2002		LTR/CREDIT		0.00				
Oakvale Road PSD 96 Water Revenue	12/4/1996	3.000%	12,700,000	10,528,084	109,613.37	2037	36/91	MBC - UNB	S&J
Oakvale Road PSD 96 Water Reserve	12/4/1996		LTR/CREDIT		0.00				
Oakvale Road PSD 99-A Water Revenue	4/23/1999	3.000%	1,268,489	1,104,112	12,471.12	2039	36/91	MBC - UNB	S&J
Oakvale Road PSD 99-A Water Reserve	4/23/1999		LTR/CREDIT		0.00				
Oakvale Road PSD 99-B Water Revenue	11/4/1999	3.000%	731,511	638,740	10,667.73	2039	36/91	MBC - UNB	S&J
Oakvale Road PSD 99-B Water Reserve	11/4/1999				31,635.33				
Oceana 00-A Sewer Revenue	6/16/2000	0.000% - +0.5%AF	5,364,000	4,246,500	16,224.49	2032	36/91	MBC - DEP	S&J
Oceana 00-A Sewer Reserve	6/16/2000				137,381.42				
Oceana 00-B Sewer Revenue	6/16/2000	0.000%	7,273,500	6,085,000	16,042.08	2040	36/91	MBC - UNB	S&J
Oceana 00-B Sewer Reserve	6/16/2000				151,040.81				
Oceana 92-A Sewer Revenue	11/18/1992	7.750%	952,364	839,255	26,358.05	2031	10/04	MBC - BNY	G&G
Oceana 92-A Sewer Reserve	11/18/1992				88,036.36				
Oceana 92-B Sewer Revenue	11/18/1992	0.000%	31,746	19,536	615.45	2031	10/	MBC - BNY2	G&G
Oceana 92-B Sewer Reserve	11/18/1992				825.91				
Oceana 96 Water Rev & Ref Revenue	9/20/1996	6.250%	2,172,800	1,962,556	51,291.01	2035	10/04	MBC - BNY	G&G
Oceana 96 Water Rev & Ref Reserve	9/20/1996				69,263.21				

ACCOUNT NAME	ISSUE DATE	INTEREST RATE	ORIGINAL ISSUE	OUTSTANDING (06/30/08)	ACCT - BAL (06/30/08)	LAST DEBT	DEBT MONTH	PAYING AGENT	BOND I COUNSEL
Ohio County Schools 93 GO Escrow	6/1/1993	5.100% - 7.000%	14,800,000	9,360,000	15,198,267.95	2018	06/12	WESBK-WHEEL	G&G
Ohio County Schools 97 Ref GO	11/1/1997		14,690,000	9,450,000	523,843.50	2018	06/12	WESBK-WHEEL	BRM
Ohio County Schools 97 Ref GO Sur Col	11/1/1997				841,256.70				
Ohio County PSD 86-A Sewer Revenue	5/16/1986	9.750%	100,320	83,747	5,227.02	2025	10/04	MBC - BNY	S&J
Ohio County PSD 86-A Sewer Reserve	5/16/1986				10,306.80				
Ohio County PSD 86-B Sewer Revenue	5/16/1986	0.000%	49,961	23,059	3,050.78	2025	10/	MBC - BNY2	S&J
Ohio County PSD 86-B Sewer Reserve	5/16/1986				2,803.84				
Ohio County PSD 88-A Sewer Revenue	9/30/1988	9.000%	694,925	602,060	32,931.92	2028	10/04	MBC - BNY	S&J
Ohio County PSD 88-A Sewer Reserve	9/30/1988				66,457.50				
Ohio County PSD 88-B Sewer Revenue	9/30/1988	0.000%	173,731	93,541	9,185.07	2028	10/	MBC - BNY2	S&J
Ohio County PSD 88-B Sewer Reserve	9/30/1988				5,101.75				
Ohio County PSD 89-A Sewer Revenue	4/3/1989	8.400%	1,013,841	879,786	32,401.73	2029	10/04	MBC - BNY	S&J
Ohio County PSD 89-A Sewer Reserve	4/3/1989				91,272.53				
Ohio County PSD 89-B Sewer Revenue	4/3/1989	0.000%	150,288	84,778	5,399.93	2029	10/	MBC - BNY2	S&J
Ohio County PSD 89-B Sewer Reserve	4/3/1989				4,415.78				
Ohio County PSD 97-A Sewer Revenue	10/15/1997	0.000%	1,081,000	803,820	4,905.72	2037	36/91	MBC - UNB	S&J
Ohio County PSD 97-A Sewer Reserve	10/15/1997				33,249.97				
Ohio County PSD 02-A Water Revenue	5/30/2002	3.000%	528,000	404,939	6,966.77	2022	36/91	MBC - UNB	S&J
Ohio County PSD 02-A Water Reserve	5/30/2002				36,177.02				
Ohio County PSD (70-B &) 81-C Water Res	3/10/1981				205,408.72				
Ohio County PSD 92 A+B+C Water Reserve	5/16/1986				92,316.49				
Paden City 87-A Sewer Revenue	4/28/1987	8.380%	536,426	440,867	21,190.55	2026	10/04	MBC - BNY	S&J
Paden City 87-A Sewer Reserve	4/28/1987				48,373.05				
Paden City 87-B Sewer Revenue	4/28/1987	0.000%	131,574	65,788	4,502.99	2026	10/	MBC - BNY2	S&J
Paden City 87-B Sewer Reserve	4/28/1987				4,067.46				
Paden City 01-A Water Reserve	4/26/2001				46,712.27				
Paden City 82 Water Reserve	12/2/1982				21,560.68				
Page-Kincaid PSD 88-A Sewer Revenue	7/1/1988	9.000%	112,000	97,033	4,922.82	2028	10/04	MBC - BNY	S&J
Page-Kincaid PSD 88-A Sewer Reserve	7/1/1988				10,710.68				
Page-Kincaid PSD 88-B Sewer Revenue	7/1/1988	0.000%	28,000	15,076	860.19	2028	10/	MBC - BNY2	S&J
Page-Kincaid PSD 88-B Sewer Reserve	7/1/1988				1,401.26				
Parkersburg 03-A Parking Revenue	6/1/2003	5.000%	670,000	535,000	5,702.05	2018	06/12	MBC - DTC	G&G
Parkersburg 03-A Parking Reserve	6/1/2003				67,929.64				

ACCOUNT NAME	ISSUE DATE	INTEREST RATE	ORIGINAL ISSUE	OUTSTANDING (06/30/08)	ACCT - BAL (06/30/08)	LAST DEBT	DEBT MONTH	PAYING AGENT	BOND I COUNSEL
Parkersburg 03-A Water & Sewer Revenue	3/4/2003	3.000%	4,000,000	3,379,045	50,875.76	2024	36/91	MBC - UNB	S&J
Parkersburg 03-A Water & Sewer Reserve	3/4/2003				121,059.81				
Parkersburg 03-B Water & Sewer Revenue	3/4/2003	5.000%	3,250,000	2,779,383	159,039.20	2023	10/04	MBC - BNY	S&J
Parkersburg 03-B Water & Sewer Reserve	3/4/2003				153,905.08				
Parkersburg 03-D Water & Sewer Revenue	8/4/2003	3.000%	926,000	791,746	15,277.35	2024	36/91	MBC - UNB	S&J
Parkersburg 03-D Water & Sewer Reserve	8/4/2003				26,226.03				
Parkersburg 03-E Water & Sewer Revenue	8/4/2003	2.000% - +1.0%AF	4,326,705	3,688,547	55,536.00	2024	36/91	MBC - DEP	S&J
Parkersburg 03-E Water & Sewer Reserve	8/4/2003				104,111.03				
Parkersburg 05-A Water & Sewer Revenue	8/1/2005	3.000% - 5.000%	34,950,000	32,495,000	2,081,264.48	2025	08/02	MBC - DTC	S&J
Parkersburg 05-A Water & Sewer Reserve	8/15/2005				2,657,481.35				
Parkersburg 06-C Water & Sewer Revenue	6/15/2006	3.700% - 5.000%	17,425,000	16,765,000	1,219,553.23	2020	09/03	MBC - DTC	S&J
Parkersburg 06-C Water & Sewer Reserve	6/15/2006				1,727,945.83				
Parkersburg 06-D Water & Sewer Ref Rev	12/14/2006	0.000% - +0.5%AF	#9,000,000	8,835,000	63,218.49	2038	36/91	MBC - DEP	S&J
Parkersburg 06-D Water & Sewer Ref Res	12/14/2006				12,535.88				S&J
Parkersburg 06-E Water & Sewer Revenue	12/14/2006	0.000% - +0.5%AF	#4,372,600	3,968,828	0.00	2038	36/91	MBC - DEP	S&J
Parkersburg 06-E Water & Sewer Reserve	12/14/2006				155,552.38				
Parsons 06-A Water & Sewer Revenue	8/22/2006	0.000%	454,300	445,507	3,032.75	2046	36/91	MBC - UNB	S&J
Parsons 06-A Water & Sewer Reserve	8/22/2006				1,191.78				
Parsons 07-A Water & Sewer Revenue	4/24/2007	0.000%	1,109,250	1,109,250	0.00	2028	36/91	MBC - UNB	S&J
Parsons 07-A Water & Sewer Reserve	4/24/2007				0.00				
Parsons 89-A Water & Sewer Revenue	11/22/1989	8.400%	269,103	233,521	12,049.05	2029	10/04	MBC - BNY	S&J
Parsons 89-A Water & Sewer Reserve	11/22/1989				24,226.45				
Parsons 89-B Water & Sewer Revenue	11/22/1989	0.000%	39,891	22,503	1,981.07	2029	10/	MBC - BNY2	S&J
Parsons 89-B Water & Sewer Reserve	11/22/1989				1,587.09				
Parsons 96 Water & Sewer Revenue	5/8/1996	6.250%	457,500	412,490	16,194.89	2035	10/04	MBC - BNY	S&J
Parsons 96 Water & Sewer Reserve	5/8/1996				32,369.43				
Paw Paw PSD #19 08-A Water Reserve	6/9/2008				0.00				
Pax 57 Waterworks Revenue	12/1/1957	3.500%	137,000	CALLED 10/07	0.00	1992	02/08	MBC BY CALL	C&C
Pax 57 W Call 6/84 & 2/92 Special Acct	12/1/1957				71.55				
Pea Ridge PSD 00 Sewer Sys Design Rev	3/7/2000	2.000% - +1.0%AF	477,000	325,612	8,007.29	2021	36/91	MBC - DEP	S&J
Pea Ridge PSD 00 Sewer Sys Design Res	3/7/2000				23,909.37				
Pea Ridge PSD 03-A Sewer Revenue	8/19/2003	0.000% - +0.5%AF	12,429,500	11,082,960	41,172.26	2035	36/91	MBC - DEP	S&J
Pea Ridge PSD 03-A Sewer Reserve	8/19/2003				148,221.03				

ACCOUNT NAME	ISSUE DATE	INTEREST RATE	ORIGINAL ISSUE	OUTSTANDING (06/30/08)	ACCT - BAL (06/30/08)	LAST DEBT	DEBT MONTH	PAYING AGENT	BOND I COUNSEL
Pea Ridge PSD 03-B Sewer Revenue	8/19/2003	5.000%	100,000	87,448	4,560.74	2023	10/04	MBC - BNY	S&J
Pea Ridge PSD 03-B Sewer Reserve	8/19/2003				4,232.25				
Pea Ridge PSD 04-A Sewer Revenue	3/1/2004	3.250% - 5.100%	2,620,000	2,070,000	84,438.49	2020	05/11	MBC - DTC	S&J
Pea Ridge PSD 04-A Sewer Reserve	3/1/2004				243,250.64				
Pea Ridge PSD 07-A Sewer Revenue	8/28/2007	0.000% - +0.5%AF	#1,043,821	974,746	0.00	2038	36/91	MBC - DEP	S&J
Pea Ridge PSD 07-A Sewer Reserve	8/28/2007				0.00				
Pea Ridge PSD 92 Sewer Revenue	12/28/1992	3.000%	1,250,000	440,000	22,713.81	2013	36/91	MBC - DEP	S&J
Pea Ridge PSD 92 Sewer Reserve	12/28/1992				92,701.89				
Petersburg 03-A Sewer Revenue	7/15/2003	0.000% - +0.5%AF	4,415,311	3,967,801	11,215.51	2041	36/91	MBC - DEP	S&J
Petersburg 03-A Sewer Reserve	7/15/2003				47,858.65				
Petersburg 87-A Sewer Revenue	4/23/1987	8.380%	650,306	534,459	21,733.05	2026	10/04	MBC - BNY	S&J
Petersburg 87-A Sewer Reserve	4/23/1987				58,635.40				
Petersburg 87-B Sewer Revenue	4/23/1987	0.000%	159,506	79,754	3,187.69	2026	10/	MBC - BNY2	S&J
Petersburg 87-B Sewer Reserve	4/23/1987				4,415.98				
Petersburg 95 Sewer Revenue	3/2/1995	3.000%	739,532	339,826	4,237.14	2016	36/91	MBC - DEP	S&J
Petersburg 95 Sewer Reserve	3/2/1995				50,168.25				
Petersburg 96 Water Revenue	8/29/1996	6.250%	492,590	444,128	12,403.93	2035	10/04	MBC - BNY	S&J
Petersburg 96 Water Reserve	8/29/1996				34,310.36				
Philippi 00 Electric Sys Ref & Imp Rev	7/19/2000	5.250%	500,000	175,000	181,081.69	2010	07/	MBC - AMP	PSW
Philippi 02 Sewer Revenue	11/12/2002	0.000% - +0.5%AF	1,162,700	988,280	9,785.66	2033	36/91	MBC - DEP	S&J
Philippi 02 Sewer Reserve	11/12/2002				46,249.63				
Philippi 87-A Sewer Revenue	11/19/1987	8.380%	299,193	76,133	12,852.11	2011	04/10	MBC - BNY	S&J
Philippi 87-A Sewer Reserve	11/19/1987				30,508.19				
Philippi 87-B Sewer Revenue	11/19/1987	0.000%	70,800	9,235	1,174.72	2011	04/	MBC - BNY2	S&J
Philippi 87-B Sewer Reserve	11/19/1987				3,747.10				
Philippi 78 Waterworks Refunding Revenue	6/1/1978	5.750% - 7.375%	920,000	CALLED 08	0.00	2010	06/12	CALLED 6/08	S&J
Philippi 78 Waterworks Refunding Reserve	6/1/1978				44,810.29				
Piedmont 66 Sewer Revenue	3/1/1966	5.000%	170,000	P/O 1/08	0.00	2006	03/09	BANK OF NY	
Piedmont 01-A Water Reserve	3/15/2001				6,982.80				
Piedmont 01-B Water Reserve	3/15/2001				2,331.68				
Pleasants County Comm Pub Imp 96 GO	9/15/1996	3.875% - 5.625%	400,000	105,000	43,894.59	2011	04/10	UNITED B-CHAS	JK
Pleasant Hill PSD 04 Water Reserve	1/1/2004				2,382.67				
Pleasant Valley PSD 95 Water Revenue	12/7/1995	6.750%	476,000	424,811	14,761.28	2033	10/04	MBC - BNY	S&J

ACCOUNT NAME	ISSUE DATE	INTEREST RATE	ORIGINAL ISSUE	OUTSTANDING (06/30/08)	ACCT - BAL (06/30/08)	LAST DEBT	DEBT MONTH	PAYING AGENT	BOND I COUNSEL
Pleasant Valley PSD 95 Water Reserve	12/7/1995				35,996.56				
Poca 87-A Sewer Revenue	3/12/1987	8.380%	878,743	722,201	28,330.59	2026	10/04	MBC - BNY	S&J
Poca 87-A Sewer Reserve	3/12/1987				80,133.86				
Poca 87-B Sewer Revenue	3/12/1987	0.000%	215,535	107,767	4,302.01	2026	10/	MBC - BNY2	S&J
Poca 87-B Sewer Reserve	3/12/1987				7,333.32				
Poca 90-A Sewer Revenue	2/23/1990	7.850%	214,969	183,850	6,243.59	2029	10/04	MBC - BNY	S&J
Poca 90-A Sewer Reserve	2/23/1990				18,512.72				
Poca 90-B Sewer Revenue	2/23/1990	0.000%	10,031	5,659	194.89	2029	10/	MBC - BNY2	S&J
Poca 90-B Sewer Reserve	2/23/1990				328.12				
Preston Cty PSD #4 (East) 02-A Water BAN	9/12/2002	3.000%	1,000,000	999,600	104.07	2007	09/	MBC - UNB	S&J
Preston County PSD #1 07-A Water Revenue	7/12/2007	0.000%	#1,391,300	1,097,504	0.00	2047	36/91	MBC - UNB	S&J
Preston County PSD #1 07-A Water Res	7/12/2007				37,469.87				
Preston County PSD #1 07-B Water Revenue	7/12/2007	0.000% - +1.0%AF	806,838	806,838	0.00		36/91	MBC - BPH	S&J
Preston County PSD #1 07-B Water Res	7/12/2007				27,885.72				
Preston County PSD #1 72 Water Revenue	10/11/1972	5.000%	213,000	*35,955	7,288.74	2012	01/	USDA:RD-ELKINS	S&J
Preston County PSD #1 72 Water Res	10/11/1972				12,819.66				
Preston County PSD #1 72 & 74 Water Dep					3,393.74				
Preston County PSD #1 74 Water Res					4,170.67				
Preston County PSD #1 95-A Water Res	9/19/1995				36,065.96				
Preston County PSD #1 95-B Water Res	9/19/1995				66,428.68				
Preston Cty PSD #4 (East) 97-A Water Rev	11/7/1997	6.250%	290,000	263,349	10,420.48	2035	10/04	MBC - BNY	S&J
Preston Cty PSD #4 (East) 97-A Water Res	11/7/1997				20,685.41				
Prichard PSD 05-A Sewer Revenue	12/13/2005	0.000%	817,354	795,985	1,875.36	2045	36/91	MBC - UNB	S&J
Prichard PSD 05-A Sewer Reserve	12/13/2005				23,931.60				
Princeton 96 Sewer Refunding Revenue	8/15/1996	4.000% - 5.750%	1,015,000	280,000	0.00	2011	05/11	F CENTURY B-BLF	G&G
Princeton 96 Sewer Refunding Reserve	8/15/1996				247.48				
Pt Pleasant 89-A Water & Sewer Revenue	6/27/1989	8.400%	1,837,600	1,594,624	82,435.96	2029	10/04	MBC - BNY	S&J
Pt Pleasant 89-A Water & Sewer Reserve	6/27/1989				165,432.39				
Pt Pleasant 89-B Water & Sewer Revenue	6/27/1989	0.000%	272,400	153,662	10,375.32	2029	10/	MBC - BNY2	S&J
Pt Pleasant 89-B Water & Sewer Reserve	6/27/1989				11,778.35				
Putnam PSD 02-A Sewer Reserve	3/7/2002				196,017.83				
Putnam PSD 02-B Sewer Revenue	3/7/2002	2.000% - +1.0%AF	1,422,000	1,117,799	17,073.00	2023	36/91	MBC - DEP	S&J
Putnam PSD 02-B Sewer Reserve	3/7/2002				49,313.32				

ACCOUNT NAME	ISSUE DATE	INTEREST RATE	ORIGINAL ISSUE	OUTSTANDING (06/30/08)	ACCT - BAL (06/30/08)	LAST DEBT	DEBT MONTH	PAYING AGENT	BOND I COUNSEL
Putnam PSD 05-A Sewer BAN	9/8/2005	3.000%	2,000,000	1,999,800	0.01	2007	09/06	MBC - UNB	S&J
Putnam PSD 06-A Sewer Reserve	5/12/2006				6,701.78				
Putnam PSD 06-B Sewer Reserve	5/12/2006				2,851.12				
Putnam PSD 07-A Sewer Revenue	3/19/2007	3.000%	#2,330,000	2,256,379	25,906.82	2028	36/91	MBC - UNB	S&J
Putnam PSD 07-A Sewer Reserve	3/19/2007				2,590.69				
Putnam PSD 08-A Sewer Revenue	1/28/2008	2.000% - +1.0%AF	#3,680,000	1,062,876	0.00	2029	36/91	MBC - DEP	S&J
Putnam PSD 08-A Sewer Reserve	1/28/2008				225,889.45				
Putnam PSD 08-B Sewer Revenue	6/6/2008	0.000%	#509,000	17,885	0.00	2048	36/91	MBC - UNB	S&J
Putnam PSD 08-B Sewer Reserve	6/6/2008				0.00				
Putnam PSD 93-A Sewer Rev	3/30/1993	0.000%	267,000	72,518	2,700.98	2013	36/91	MBC - DEP	JK
Putnam PSD 93-A Sewer Reserve	3/30/1993				15,029.91				
Putnam Cty Building Comm 00-A Water Rev	1/27/2000	4.350% - 6.375%*	6,610,000	6,160,000	112,554.45	2039	06/12	MBC - BNY	S&J
Putnam Cty Building Comm 00-B Water Rev	1/27/2000	4.350% - 6.375%*	3,800,000	2,880,000	203,213.26	2039	06/12	MBC - BNY	S&J
Putnam PSD 04-A Water Revenue	6/18/2004	5.000%	250,000	107,369	54,043.16	2009	10/04	MBC - BBT	S&J
Putnam PSD 04-A Water Reserve	6/18/2004				48,354.17				
Putnam PSD 06-A Water Reserve	5/12/2006				10,703.57				
Putnam PSD 08-A Water Revenue	1/28/2008	5.000%	1,436,000	1,436,000	108,804.37	2047	10/04	MBC - BBT	S&J
Putnam PSD 08-A Water Reserve	1/28/2008				85,221.50				
Putnam Union PSD 97-A Water Revenue	3/7/1997	6.250%	350,000	316,425	12,970.43	2035	10/04	MBC - BNY	JK
Putnam Union PSD 97-A Water Reserve	3/7/1997				24,831.11				
Putnam PSD 99-A Water Revenue	6/16/1999	5.800%	6,440,000	6,250,502	157,763.16	2038	10/04	MBC - BNY	S&J
Putnam PSD 99-A Water Reserve	6/16/1999				400,522.78				
Putnam PSD 99-B Water Revenue	6/16/1999	3.400% - 5.500%	5,425,000	4,655,000	196,585.76	2038	10/04	MBC - BNY	S&J
Putnam PSD 99-B Water Reserve	6/16/1999				365,667.97				
Raleigh County Schools 04 GO	4/15/2004	2.250% - 3.750%	13,000,000	2,755,000	1,350,631.44	2009	05/11	MBC - DTC	S&J
Raleigh County Schools 04 Sur Col	4/15/2004				667,381.34				
Raleigh County PSD 05-A Water Reserve	9/28/2005				9,414.25				
Raleigh County PSD 05-B Water Reserve	9/28/2005				593.77				
Ravenswood 02 Sewer Revenue	12/19/2002	4.750%	#320,000	155,063	16,553.42	2014	99/99	MBC-WESBK:BH	BRM
Ravenswood 06-A Sewer Reserve	6/19/2006				24,213.30				
Ravenswood 06-B Sewer Reserve	6/19/2006				11,969.68				
Ravenswood 06-A Sewer BAN	9/22/2006	3.000%	1,329,325	1,329,325	23,834.68	2012	99/99	MBC - WVHD:US-P	
Ravenswood 91 Sewer Revenue	12/19/1991	3.000%	315,000	66,100	4,380.30	2011	36/91	MBC - DEP	G&G

ACCOUNT NAME	ISSUE DATE	INTEREST RATE	ORIGINAL ISSUE	OUTSTANDING (06/30/08)	ACCT - BAL (06/30/08)	LAST DEBT	DEBT MONTH	PAYING AGENT	BOND I COUNSEL
Ravenswood 91 Sewer Reserve	12/19/1991				21,842.81				
Ravenswood 06-A Water Revenue	4/25/2006	3.000%	733,958	706,737	12,512.69	2027	36/91	MBC - UNB	S&J
Ravenswood 06-A Water Reserve	4/25/2006				7,113.32				
Ravenswood 99 Water Ref Revenue	3/30/1999	5.000%	485,000	315,000	54,572.03	2017	07/01	MBC-UNB:BH	VLF
Red Jacket PSD 87 Sewer Revenue	4/30/1987	9.750%	668,677	664,571	0.75	2025	10/04	MBC - BBT	S&J
Red Jacket PSD 87 Sewer Reserve	4/30/1987				0.00				
Red Sulphur PSD 02-A Water & Sewer Res	7/11/2002				22,885.05				
Red Sulphur PSD 03-A Water & Sewer Res	7/21/2003				15,740.21				
Red Sulphur PSD 05-A Water & Sewer Rev	8/11/2005	0.000%	4,150,000	4,067,550	37,786.59	2045	36/91	MBC - UNB	S&J
Red Sulphur PSD 05-A Water & Sewer Res	8/11/2005				12,110.26				
Red Sulphur PSD 06-A Water & Sewer Res	11/6/2006				7,573.73				
Red Sulphur PSD 06-B Water & Sewer Rev	11/6/2006	0.000%	473,000	473,000	33,084.61	2046	36/91	MBC - UNB	S&J
Red Sulphur PSD 06-B Water & Sewer Res	11/6/2006				3,308.33				
Red Sulphur PSD 87-A Water & Sewer Rev	11/16/1987	8.380%	738,647	607,064	32,801.77	2026	10/04	MBC - BNY	S&J
Red Sulphur PSD 87-A Water & Sewer Res	11/16/1987				66,618.05				
Red Sulphur PSD 87-B Water & Sewer Rev	11/16/1987	0.000%	181,173	90,586	4,869.72	2026	10/	MBC - BNY2	S&J
Red Sulphur PSD 87-B Water & Sewer Res	11/16/1987				5,632.71				
Reedsville 01 Sewer Reserve	8/22/2001				4,035.38				
Richwood 02 Water & Sewer Revenue	12/18/2002	0.000% - +0.5%AF	682,314	568,594	7,098.18	2033	36/91	MBC - DEP	BRM
Richwood 02 Water & Sewer Reserve	12/18/2002				24,743.38				
Ridgeley 03-A Sewer Revenue	3/11/2003	0.000% - +0.5%AF	665,979	577,179	1,654.03	2034	36/91	MBC - DEP	S&J
Ridgeley 03-A Sewer Reserve	3/11/2003				9,414.02				
Ridgeley 88-A Sewer Revenue	8/4/1988	9.000%	159,327	138,034	4,929.74	2028	10/04	MBC - BNY	S&J
Ridgeley 88-A Sewer Reserve	8/4/1988				14,856.17				
Ridgeley 88-B Sewer Revenue	8/4/1988	0.000%	39,832	21,454	844.50	2028	10/	MBC - BNY2	S&J
Ridgeley 88-B Sewer Reserve	8/4/1988				1,034.29				
Ripley 89-A Sewer Revenue	12/28/1989	7.850%	487,262	410,852	21,397.49	2028	10/04	MBC - BNY	G&G
Ripley 89-A Sewer Reserve	12/28/1989				41,587.24				
Ripley 89-B Sewer Revenue	12/28/1989	0.000%	22,738	12,566	781.11	2028	10/	MBC - BNY2	G&G
Ripley 89-B Sewer Reserve	12/28/1989				957.75				
Ripley 02 Water Refunding Revenue	9/20/2002	4.500% - ADJUST	539,000	372,924	10,599.44	2017	99/99	MBC-WESBK:BH	BRM
Ripley 02 Water Refunding Reserve	9/20/2002				50,029.59				
Ripley 07-A Water Reserve	1/23/2007				0.00				

ACCOUNT NAME	ISSUE DATE	INTEREST RATE	ORIGINAL ISSUE	OUTSTANDING (06/30/08)	ACCT - BAL (06/30/08)	LAST DEBT	DEBT MONTH	PAYING AGENT	BOND I COUNSEL
Ripley 07-B Water Reserve	1/23/2007				0.00				
River Road PSD 01 Water Revenue	10/25/2001	2.000% - +1.0%AF	1,068,500	791,404	13,348.74	2022	36/91	MBC - BPH	S&J
River Road PSD 01 Water Reserve	10/25/2001				47,891.45				
Roane County Schools 03 Ref GO	11/1/2003	2.500% - 3.750%	2,900,000	1,840,000	148,840.54	2015	05/11	MBC - DTC	G&G
Roane Cty Schools 03 Ref GO Sur Col	11/1/2003				107,025.21				
Roane Cty Schools 03 Ref GO Spec Surplus	11/1/2003				1.06				
Romney 01 Sewer Ref Revenue	9/13/2001	4.800% - ADJUST	659,000	478,361	14,604.70	2019	99/99	MBC-SUMMIT CM B	BRM
Romney 01 Sewer Ref Reserve	9/13/2001				55,235.26				
Romney 06-A Sewer Ref Revenue	8/8/2006	0.000%	2,880,000	2,842,596	12,586.62	2046	36/91	MBC - UNB	S&J
Romney 06-A Sewer Ref Reserve	8/8/2006				5,021.11				S&J
Romney 82-B Sewer Revenue	7/28/1982	0.000%	195,500	63,406	5,310.37	2019	10/	MBC - BNY2	S&J
Romney 97-B Water Revenue	8/25/1997	0.000%	1,424,038	1,065,731	10,892.21	2037	36/91	MBC - UNB	S&J
Romney 97-B Water Reserve	8/25/1997				41,371.12				
Rowlesburg 06-A Water Reserve	10/13/2006				2,293.42				
Salem 95-A Sewer Revenue	6/27/1995	0.000% - +1.0%AF	3,150,000	1,299,375	23,697.29	2016	36/91	MBC - DEP	S&J
Salem 95-A Sewer Reserve	6/27/1995				165,086.96				
Salem 95-B Sewer Reserve	6/27/1995				110,619.99				
Salt Rock Sewer PSD 03-A Sewer Revenue	7/31/2003	0.000% - +0.5%AF	2,050,000	1,851,610	14,047.67	2043	36/91	MBC - DEP	S&J
Salt Rock Sewer PSD 03-A Sewer Reserve	7/31/2003				22,456.17				
Salt Rock Sewer PSD 03-B Sewer Revenue	7/31/2003	5.000%	60,000	57,733	1,993.08	2042	10/04	MBC - BBT	S&J
Salt Rock Sewer PSD 03-B Sewer Reserve	7/31/2003				1,907.69				
Salt Rock Sewer PSD 04-A Sewer Revenue	12/29/2004	0.000% - +0.5%AF	11,068,062	10,434,944	55,699.57	2044	36/91	MBC - DEP	S&J
Salt Rock Sewer PSD 04-A Sewer Reserve	12/29/2004				57,455.05				
Salt Rock Sewer PSD 04-B Sewer Revenue	12/29/2004	0.000%	7,500,000	7,156,863	34,450.13	2044	36/91	MBC - UNB	S&J
Salt Rock Sewer PSD 04-B Sewer Reserve	12/29/2004				38,932.06				
Salt Rock Sewer PSD 04 Sewer R&R	12/29/2004				55,627.70				
Salt Rock Sewer PSD 87-A Sewer Revenue	4/15/1987	8.380%	1,185,479	974,298	50,789.32	2026	10/04	MBC - BNY	S&J
Salt Rock Sewer PSD 87-A Sewer Reserve	4/15/1987				106,922.13				
Salt Rock Sewer PSD 87-B Sewer Revenue	4/15/1987	0.000%	290,771	145,386	7,032.25	2026	10/	MBC - BNY2	S&J
Salt Rock Sewer PSD 87-B Sewer Reserve	4/15/1987				8,984.08				
Salt Rock Sewer PSD 90-A Sewer Revenue	3/2/1990	7.850%	248,408	212,446	9,782.65	2029	10/04	MBC - BNY	S&J
Salt Rock Sewer PSD 90-A Sewer Reserve	3/2/1990				21,109.71				
Salt Rock Sewer PSD 90-B Sewer Revenue	3/2/1990	0.000%	11,592	6,539	287.29	2029	10/	MBC - BNY2	S&J

ACCOUNT NAME	ISSUE DATE	INTEREST RATE	ORIGINAL ISSUE	OUTSTANDING (06/30/08)	ACCT - BAL (06/30/08)	LAST DEBT	DEBT MONTH	PAYING AGENT	BOND I COUNSEL
Salt Rock Sewer PSD 90-B Sewer Reserve	3/2/1990				349.71				
Salt Rock Water PSD 00-A Water Revenue	9/21/2000	AF+4.5%- 5.875%	9,300,000	8,690,000	170,841.43	2040	06/12	MBC - BNY	S&J
Salt Rock Water PSD 00-A Water Reserve	9/21/2000		LTR/CREDIT		0.00				
Salt Rock Water PSD 00-B Water Revenue	9/21/2000	0.000%	3,000,000	2,480,763	14,142.46	2040	36/91	MBC - UNB	S&J
Salt Rock Water PSD 00-B Water Reserve	9/21/2000		LTR/CREDIT		0.00				
Scotts Run PSD 03-A Sewer Revenue	11/25/2003	0.000% - +0.5%AF	#8,111,813	7,340,884	41,834.48	2043	36/91	MBC - DEP	G&G
Scotts Run PSD 03-A Sewer Reserve	11/25/2003				91,050.96				
Shady Spring PSD 02-A Sewer Revenue	3/8/2002	0.000% - +0.5%AF	2,419,905	2,036,751	16,237.77	2033	36/91	MBC - DEP	JTP
Shady Spring PSD 02-A Sewer Reserve	3/8/2002				83,782.38				
Shady Spring PSD 05-A Sewer Revenue	12/13/2005	0.000%	2,875,000	2,837,171	12,749.84	2045	36/91	MBC - UNB	JTP
Shady Spring PSD 05-A Sewer Reserve	12/13/2005				5,080.19				JTP
Shady Spring PSD 05-B Sewer Revenue	12/19/2005	0.000% - +0.5%AF	3,078,043	3,037,541	14,956.08	2045	36/91	MBC - DEP	JTP
Shady Spring PSD 05-B Sewer Reserve	12/19/2005				84,135.52				
Shady Spring PSD 82-B Sewer Revenue	8/12/1982	0.000%	795,515	265,172	20,247.18	2019	10/	MBC - BNY2	H&P
Shady Spring PSD 94-A Sewer Revenue	6/8/1994	0.000%	170,532	57,537	1,605.31	2015	36/91	MBC - DEP	H&P
Shady Spring PSD 94-A Sewer Reserve	6/8/1994				8,857.69				
Shady Spring PSD 96-A Sewer Revenue	4/25/1996	2.000% - +1.0%AF	151,800	70,018	2,865.23	2016	36/91	MBC - DEP	H&P
Shady Spring PSD 96-A Sewer Reserve	4/25/1996				9,387.39				
Shady Spring PSD 97-C Sewer Revenue	6/24/1997	0.000% - +1.0%AF	2,197,304	1,126,118	23,389.80	2018	36/91	MBC - DEP	H&P
Shady Spring PSD 97-C Sewer Reserve	6/24/1997				114,112.26				
Shady Spring PSD 97-D Sewer Ref Revenue	6/24/1997	6.250%	3,056,955	2,769,106	109,025.48	2035	10/04	MBC - BNY	H&P
Shady Spring PSD 97-D Sewer Ref Reserve	6/24/1997				217,248.18				H&P
Shady Spring PSD 98-A Sewer Revenue	11/25/1998	0.000% - +1.0%AF	1,202,100	706,234	13,047.02	2020	36/91	MBC - DEP	JTP
Shady Spring PSD 98-A Sewer Reserve	11/25/1998				62,428.59				
Shady Spring PSD 98-B Sewer Revenue	12/17/1998	0.000% - +1.0%AF	839,000	450,963	9,159.46	2019	36/91	MBC - DEP	JTP
Shady Spring PSD 98-B Sewer Reserve	12/17/1998				43,571.74				
Shady Spring PSD 99-A Sewer Revenue	3/18/1999	0.000% - +1.0%AF	752,000	441,800	8,461.11	2020	36/91	MBC - DEP	JTP
Shady Spring PSD 99-A Sewer Reserve	3/18/1999				39,053.59				
Shady Spring PSD 99-B Sewer Revenue	3/18/1999	5.750%	165,000	151,254	5,537.28	2037	10/04	MBC - BBT	JTP
Shady Spring PSD 99-B Sewer Reserve	3/18/1999				10,968.23				
Shepherdstown 73 Water Reserve					37,933.76				
Shepherdstown 73 Water Depreciation					147,826.35				
Shepherdstown 03-A Water Revenue	6/13/2003	0.000% - +1.0%AF	#699,459	594,537	5,574.06	2033	36/91	MBC - BPH	BRM

ACCOUNT NAME	ISSUE DATE	INTEREST RATE	ORIGINAL ISSUE	OUTSTANDING (06/30/08)	ACCT - BAL (06/30/08)	LAST DEBT	DEBT MONTH	PAYING AGENT	BOND I COUNSEL
Shepherdstown 03-A Water Reserve	6/13/2003				11,701.43				
Shepherdstown 03-B Water Revenue	6/13/2003	2.000% - +1.0%AF	1,300,541	1,080,207	17,569.29	2024	36/91	MBC - BPH	BRM
Shepherdstown 03-B Water Reserve	6/13/2003				36,712.24				
Shepherdstown 73 Water Revenue	9/19/1973	5.000%	600,000	139,469	23,273.06	2013	01/	GMAC-CPLT1:B1T	S&J
Shinnston 90-A Sewer Revenue	3/29/1990	7.850%	2,245,223	1,920,190	74,784.08	2029	10/04	MBC - BNY	S&J
Shinnston 90-A Sewer Reserve	3/29/1990				190,790.23				
Shinnston 90-B Sewer Revenue	3/29/1990	0.000%	104,777	59,105	3,371.53	2029	10/	MBC - BNY2	S&J
Shinnston 90-B Sewer Reserve	3/29/1990				4,168.15				
Shinnston 05-A Water Reserve	11/17/2005				8,612.25				
Short Line PSD 05-A Water Revenue	8/24/2005	0.000%	1,274,183	1,232,543	2,972.07	2045	36/91	MBC - UNB	S&J
Short Line PSD 05-A Water Reserve	8/24/2005				4,551.52				
Short Line PSD 73-A Water Reserve	11/6/1973				29,644.95				S&J
Short Line PSD 73-B Water Reserve	11/6/1973				8,125.39				S&J
Short Line PSD 74 Water Reserve	9/12/1974				7,816.28				S&J
Short Line PSD 90 Water Reserve	5/9/1991				7,080.09				S&J
Sissonville PSD 01 Sewer Ref Revenue	12/28/2001	5.250% - 6.000%	1,440,000	1,235,000	67,584.58	2025	10/04	MBC - DTC	G&G
Sissonville PSD 01 Sewer Ref Reserve	12/28/2001				58,684.01				
Sissonville PSD 03-A Sewer Revenue	6/17/2003	2.000% - +1.0%AF	1,313,000	1,104,986	22,241.90	2024	36/91	MBC - DEP	G&G
Sissonville PSD 03-A Sewer Reserve	6/17/2003				44,590.63				
Sistersville 90-A Sewer Revenue	3/1/1990	7.850%	1,057,749	678,931	63,151.18	2018	10/04	MBC - BNY	JK
Sistersville 90-A Sewer Reserve	3/1/1990				94,607.17				
Sistersville 90-B Sewer Revenue	3/1/1990	0.000%	49,361	19,392	1,471.09	2018	10/	MBC - BNY2	JK
Sistersville 90-B Sewer Reserve	3/1/1990				1,766.72				
Sistersville 03 Water Ref Revenue	11/21/2003	3.350% - 5.500%	910,000	720,000	14,931.25	2020	06/12	MBC - DTC	S&J
Sistersville 03 Water Ref Reserve	11/21/2003				85,568.67				
Smithers 03-A Sewer Reserve	11/6/2003				7,817.66				
Smithers 03-B Sewer Revenue	11/6/2003	0.000%	800,000	737,255	2,022.45	2043	36/91	MBC - UNB	G&G
Smithers 03-B Sewer Reserve	11/6/2003				6,297.97				
Sophia 07-A Sewer Revenue	10/23/2007	3.000%	#767,031	10,000	0.00	2029	36/91	MBC - UNB	S&J
Sophia 07-A Sewer Reserve	10/23/2007				0.00				&J
Sophia 95 Sewer Revenue	7/24/1995	6.750%	156,705	139,703	3,894.77	2033	10/04	MBC - BNY	G&G
Sophia 95 Sewer Reserve	7/24/1995				11,543.03				
South Charleston 03-A Sewer Revenue	9/5/2003	2.000% - +1.0%AF	4,567,360	3,974,979	35,463.87	2024	36/91	MBC - DEP	JK

ACCOUNT NAME	ISSUE DATE	INTEREST RATE	ORIGINAL ISSUE	OUTSTANDING (06/30/08)	ACCT - BAL (06/30/08)	LAST DEBT	DEBT MONTH	PAYING AGENT	BOND I COUNSEL
South Charleston 03-A Sewer Reserve	9/5/2003				93,712.72				
South Charleston 04-B Sewer Revenue	6/18/2004	0.000% - +0.5%AF	1,072,997	918,325	24,080.90	2032	36/91	MBC - DEP	JK
South Charleston 04-B Sewer Reserve	6/18/2004				54,621.51				
South Charleston 04-C Sewer Reserve	6/18/2004				52,638.23				
South Charleston 86-B Sewer Revenue	8/29/1986	0.000%	378,985	174,916	15,479.41	2025	10/	MBC - BNY2	JK
South Charleston 86-B Sewer Reserve	8/29/1986				16,387.69				
South Charleston 99-A Sewer Revenue	5/25/1999	2.000% - +1.0%AF	605,854	384,797	6,816.06	2020	36/91	MBC - DEP	JK
South Charleston 99-A Sewer Reserve	5/25/1999				37,476.57				
Southern Jackson Cty PSD 02 Sewer Rev	5/30/2002	0.000%	2,888,924	2,565,821	7,453.66	2042	36/91	MBC - UNB	G&G
Southern Jackson Cty PSD 02 Sewer Res	5/30/2002				36,050.38				
Southern Jackson Cty PSD 01 A&B W Res	12/21/2001				19,655.59				
Southern Jackson Cty PSD 05 Water Res	9/23/2005				4,999.93				
Southern Jackson Cty PSD 77 Water Res	3/13/1978				28,067.73				
Southern Jackson Cty PSD 91 Water Res	3/18/1991				9,741.80				
Southern Jackson Cty PSD 97 Water Res	2/27/1997				29,862.01				
Southern Jackson Cty PSD 98-A Water Rev	5/22/1998	0.000%	380,000	288,026	2,049.05	2038	36/91	MBC - UNB	JK
Southern Jackson Cty PSD 98-A Water Res	5/22/1998				10,391.88				
Spencer 00 Sewer Reserve	8/24/2000				16,184.23				
Spencer 91 Taxable Water Reserve	12/9/1991				21,807.58				
Spencer 93 Water Reserve	3/18/1993				17,889.33				
Spencer 98 Water Reserve	6/5/1998				51,479.27				
Spring Valley PSD 01-A Sewer Revenue	2/1/2001	2.000% - +1.0%AF	820,500	598,287	8,072.73	2022	36/91	MBC - DEP	JK
Spring Valley PSD 01-A Sewer Reserve	2/1/2001				50,540.80				
Spring Valley PSD 97-A Sewer Revenue	2/19/1997	2.000% - +1.0%AF	74,329	36,785	925.23	2017	36/91	MBC - DEP	JK
Spring Valley PSD 97-A Sewer Reserve	2/19/1997				4,647.28				
St Albans 00-A Water & Sewer Ref Revenue	4/1/2000	4.100% - 4.700%	2,500,000	1,205,000	79,921.14	2013	04/10	BANK OF NY	S&J
St Albans 00-A Water & Sewer Ref Reserve	4/1/2000				125,254.96				
St Albans 00-B Water & Sewer Revenue	3/15/2000	2.000% - +1.0%AF	16,281,000	12,058,839	89,792.34	2022	36/91	MBC - DEP	S&J
St Albans 00-B Water & Sewer Reserve	3/15/2000				887,634.74				
St Albans 00-C Water & Sewer Revenue	3/15/2000	5.800%	225,000	172,864	9,461.50	2020	10/04	MBC - BBT	S&J
St Albans 00-C Water & Sewer Reserve	3/15/2000				19,300.04				
St Marys 03-A Water & Sewer Revenue	10/22/2003	3.000% - 5.000%	#425,000	323,321	41,133.50	2025	47/11	MBC - BBT	JK
St Marys 03-A Water & Sewer Reserve	10/22/2003				9,378.42				

ACCOUNT NAME	ISSUE DATE	INTEREST RATE	ORIGINAL ISSUE	OUTSTANDING (06/30/08)	ACCT - BAL (06/30/08)	LAST DEBT	DEBT MONTH	PAYING AGENT	BOND I COUNSEL
St Marys 06-A Water & Sewer Revenue	7/10/2006	0.500%	1,581,250	1,542,820	5,067.16	2036	36/91	MBC - UNB	JK
St Marys 06-A Water & Sewer Reserve	7/10/2006				4,984.38				
St Marys 96-B Water & Sewer Revenue	11/13/1996	2.000% - +1.0%AF	128,000	65,559	2,165.12	2017	36/91	MBC - DEP	JK
St Marys 96-B Water & Sewer Reserve	11/13/1996				7,915.32				
St Marys 98-A Water & Sewer Revenue	6/18/1998	5.750%	554,000	379,000	30,679.00	2018	10/04	MBC - BBT	JK
St Marys 98-A Water & Sewer Reserve	6/18/1998				49,825.17				
Summersville 02-A Water & Sewer Revenue	12/18/2002	0.000%	4,661,505	4,232,156	28,077.61	2042	36/91	MBC - UNB	S&J
Summersville 02-A Water & Sewer Reserve	12/18/2002				47,313.72				
Summersville 02-B Water & Sewer Revenue	12/18/2002	0.000% - +1.0%AF	2,388,495	2,109,837	20,951.06	2034	36/91	MBC - BPH	S&J
Summersville 02-B Water & Sewer Reserve	12/18/2002				30,708.48				
Summersville 07-A Water & Sewer Revenue	5/15/2007	0.000%	#8,682,265	4,469,946	0.00	2037	36/91	MBC - UNB	BRM
Summersville 07-A Water & Sewer Reserve	5/15/2007				0.00				
Summersville 07-B Water & Sewer Revenue	5/15/2007	0.000% - +0.5%AF	#2,000,000	1,334,907	0.00	2036	36/91	MBC - DEP	BRM
Summersville 07-B Water & Sewer Reserve	5/15/2007				0.00				
Summersville 67 Water & Sewer Reserve	11/22/1967				4,623.83				
Summersville 90-A Water & Sewer Revenue	4/6/1990	7.850%	281,848	241,045	12,164.45	2029	10/04	MBC - BNY	V&W
Summersville 90-A Water & Sewer Reserve	4/6/1990				23,948.82				
Summersville 90-B Water & Sewer Revenue	4/6/1990	0.000%	13,152	7,419	602.29	2029	10/	MBC - BNY2	V&W
Summersville 90-B Water & Sewer Reserve	4/6/1990				361.46				
Summersville 91-A Water & Sewer Revenue	8/13/1991	8.100%	790,057	683,069	34,832.73	2029	10/04	MBC - BNY	V&W
Summersville 91-A Water & Sewer Reserve	8/13/1991				69,222.19				
Summersville 91-B Water & Sewer Revenue	8/13/1991	0.000%	35,671	20,652	1,270.65	2029	10/	MBC - BNY2	V&W
Summersville 91-B Water & Sewer Reserve	8/13/1991				1,004.18				
Summersville 98-A Water & Sewer Revenue	1/6/1998	0.000%	639,000	483,346	5,976.92	2037	36/91	MBC - UNB	V&W
Summersville 98-A Water & Sewer Reserve	1/6/1998				18,097.85				
Sun Valley PSD 01-A Sewer Ref Revenue	10/18/2001	0.000%	1,073,405	890,844	5,430.05	2038	36/91	MBC - UNB	S&J
Sun Valley PSD 01-A Sewer Ref Reserve	10/18/2001				20,672.86				
Sun Valley PSD 97-A Sewer Revenue	4/10/1997	0.000%	853,000	636,980	2,167.12	2037	36/91	MBC - UNB	S&J
Sun Valley PSD 97-A Sewer Reserve	4/10/1997				25,237.03				
Taylor County Schools 03 GO	8/1/2003	3.000% - 3.625%	7,910,000	6,305,000	322,047.50	2019	05/11	MBC - DTC	S&J
Taylor County Schools 03 GO Sur Col	8/1/2003				158,120.46				
Taylor County Schools 04 GO	3/1/2004	2.500%	3,080,000	2,465,000	113,895.42	2019	05/11	MBC - DTC	S&J
Taylor County Schools 04 Sur Col	3/1/2004				99,636.90				

ACCOUNT NAME	ISSUE DATE	INTEREST RATE	ORIGINAL ISSUE	OUTSTANDING (06/30/08)	ACCT - BAL (06/30/08)	LAST DEBT	DEBT MONTH	PAYING AGENT	BOND I COUNSEL
Taylor Cty PSD 04-A Water Reserve	7/16/2004				5,906.86				
Taylor Cty PSD 05-A Water Ref Reserve	5/16/2005				99,359.72				
Taylor Cty PSD 07-A Water Reserve	5/24/2007				0.00				
Tennerton PSD 01-A Sewer Reserve	9/13/2001				30,068.91				
Tennerton PSD 08-A Sewer Reserve	4/17/2008				0.00				
Tennerton PSD 86-B Sewer Revenue	3/12/1986	0.000%	169,883	80,471	6,109.69	2025	10/	MBC - BNY2	VWL
Tennerton PSD 86-B Sewer Reserve	3/12/1986				9,098.47				
Tennerton PSD 97-A Sewer Revenue	9/18/1997	2.000% - +1.0%AF	585,627	321,925	5,161.77	2018	36/91	MBC - DEP	S&J
Tennerton PSD 97-A Sewer Reserve	9/18/1997				36,225.70				
Terra Alta 97-A Sewer Sys Design Revenue	10/7/1997	2.000% - +1.0%AF	400,000	224,839	4,647.45	2018	36/91	MBC - DEP	S&J
Terra Alta 97-A Sewer Sys Design Reserve	10/7/1997				24,946.23				
Terra Alta 99-A Sewer Revenue	7/22/1999	0.000% - +1.0%AF	200,000	127,500	1,206.04	2021	36/91	MBC - DEP	S&J
Terra Alta 99-A Sewer Reserve	7/22/1999				8,215.76				
Terra Alta 99-B Sewer Revenue	7/22/1999	0.000%	4,780,000	3,848,830	13,983.53	2039	36/91	MBC - UNB	S&J
Terra Alta 99-B Sewer Reserve	7/22/1999				105,609.40				
Terra Alta 98-A Water Revenue	3/30/1998	0.000%	520,000	390,828	1,571.38	2037	36/91	MBC - UNB	S&J
Terra Alta 98-A Water Reserve	3/30/1998				15,454.37				
Thomas 97-A Sewer Revenue	12/17/1997	0.000%	1,500,000	986,046	10,656.54	2029	36/91	MBC - DEP	S&J
Thomas 97-A Sewer Reserve	12/17/1997				14,113.20				
Thomas 88 Water Reserve	4/7/1988				5,302.31				S&J
Thomas 88 Water Depreciation	4/7/1988				27,846.51				
Tomlinson PSD 04-A Water Revenue	3/9/2004	0.000% - 0.000%	1,353,815	1,257,114	9,672.92	2044	36/91	MBC - UNB	S&J
Tomlinson PSD 04-A Water Reserve	3/9/2004				39,979.59				S&J
Tomlinson PSD 04-B Water Revenue	3/9/2004	5.000%	669,500	656,757	23,662.13	2043	10/04	MBC - BBT	S&J
Tomlinson PSD 04-B Water Reserve	3/9/2004				13,276.12				
Tunnelton 02 Sewer Reserve	4/19/2002				9,628.82				
Tunnelton 90 Water Reserve	5/3/1990				9,167.39				
Union-Williams PSD 00 Sewer Revenue	12/15/2000	0.000% - +0.5%AF	412,000	315,848	1,226.83	2031	36/91	MBC - DEP	BRM
Union-Williams PSD 00 Sewer Reserve	12/15/2000				8,742.69				
Union-Williams PSD 04-A Sewer Revenue	2/19/2004	0.000% - +0.5%AF	15,596,291	14,394,022	58,603.84	2035	36/91	MBC - DEP	BRM
Union-Williams PSD 04-A Sewer Reserve	2/19/2004				0.00				
Union-Williams PSD 04-B Sewer Revenue	2/19/2004	0.000%	1,900,000	1,783,570	5,568.86	2043	36/91	MBC - UNB	BRM
Union-Williams PSD 04-B Sewer Reserve	2/19/2004				0.00				

ACCOUNT NAME	ISSUE DATE	INTEREST RATE	ORIGINAL ISSUE	OUTSTANDING (06/30/08)	ACCT - BAL (06/30/08)	LAST DEBT	DEBT MONTH	PAYING AGENT	BOND I COUNSEL
Union-Williams PSD 07 Sewer Revenue	3/29/2007	0.000%	#284,652	229,226	0.00	2038	36/91	MBC - UNB	BRM
Union-Williams PSD 07 Sewer Reserve	3/29/2007				0.00	2038			BRM
Union PSD 91-A Sewer Revenue	8/28/1991	8.100%	2,139,656	1,849,908	93,532.31	2029	10/04	MBC - BNY	JK
Union PSD 91-A Sewer Reserve	8/28/1991				187,481.35				
Union PSD 91-B Sewer Revenue	8/28/1991	7.750%	4,229,604	3,727,271	175,130.80	2031	10/04	MBC - BNY	JK
Union PSD 91-B Sewer Reserve	8/28/1991				355,561.93				
Union PSD 91-C Sewer Revenue	8/28/1991	0.000%	237,602	142,696	18,129.21	2031	10/	MBC - BNY2	JK
Union PSD 91-C Sewer Reserve	8/28/1991				8,796.07				
Union-Williams PSD 91 Sewer Reserve	4/16/1991				31,885.05				
Union PSD 96-A Sewer Revenue	4/4/1996	2.000% - +1.0%AF	344,416	163,280	5,773.91	2016	36/91	MBC - DEP	JK
Union PSD 96-A Sewer Reserve	4/4/1996				21,312.26				
Upper Greenbrier PSD 04-A Sewer Notes	6/15/2004	0.000% - +3.0%AF	145,000	145,000	0.00	2009	07/	MBC - UNB	S&J
Upper Kanawha Valley PSD 02-A Sewer Rev	3/15/2002	0.500%	300,000	246,881	2,031.00	2032	36/91	MBC - UNB	S&J
Upper Kanawha Valley PSD 02-A Sewer Res	3/15/2002				6,945.12				
Upper Kanawha Val(London)PSD 97-L S Note	8/18/1997	0.000% - +3.0%AF	119,064	119,064	0.00	2020	08/	MBC - UNB	S&J
Upper Kanawha Val(Pnt Ck)PSD 97P S Note	8/18/1997	0.000% - +3.0%AF	145,000	145,000	0.00	2020	08/	MBC - UNB	S&J
Upper Kanawha Valley PSD 99 Sewer Rev	10/21/1999	0.000%	5,768,297	4,682,044	28,012.08	2039	36/91	MBC - UNB	S&J
Upper Kanawha Valley PSD 99 Sewer Res	10/21/1999				178,390.81				
Valley Falls PSD 06-A Water Ref Res	11/22/2006				34,431.95				
Valley Falls PSD 07-A Water Revenue	1/12/2007	0.000%	#4,878,315	4,699,587	25,410.50	2040	36/91	MBC - UNB	S&J
Valley Falls PSD 07-A Water Reserve	1/12/2007				2,541.05				
Vienna 91 Water Revenue	10/1/1991	6.000% - 8.000%	820,000	ET:WESBANC	10.87	2011	10/04	WESBK-WHEEL	BRM
Vienna 95 Water Refunding Revenue	9/27/1995	5.000% - 6.250%	780,000	270,000	94,349.67	2011	09/03	WESBK-WHEEL	DM
Vienna 95 Water Refunding Reserve	9/27/1995				85,426.64				
Walton PSD 05 Water Reserve	4/14/2005				632.74				
War 99-A Sewer Revenue	6/25/1999	0.000%	245,726	197,846	3,912.69	2039	36/91	MBC - UNB	G&G
War 99-A & 99A-Lot 2 Sewer Reserve	6/25/1999				21,940.71				
War 99-A Lot 2 Sewer Revenue	6/25/1999	0.000%	724,274	583,184	11,529.62	2039	36/91	MBC - UNB	G&G
War 08-A Water Revenue	6/26/2008	0.000%	#215,300	215,300	0.00	2048	36/91	MBC - UNB	JK
War 08-A Water Reserve	6/26/2008				5,420.00				
Warm Springs PSD 02-A Sewer Revenue	6/25/2002	0.000% - +0.5%AF	1,316,000	1,096,660	8,673.81	2033	36/91	MBC - DEP	JK
Warm Springs PSD 02-A Sewer Reserve	6/25/2002				47,030.20				
Warm Springs PSD 07-A Sewer Revenue	2/28/2007	0.000%	8,290,000	8,290,000	0.00	2046	36/91	MBC - UNB	JK

ACCOUNT NAME	ISSUE DATE	INTEREST RATE	ORIGINAL ISSUE	OUTSTANDING (06/30/08)	ACCT - BAL (06/30/08)	LAST DEBT	DEBT MONTH	PAYING AGENT	BOND I COUNSEL
Warm Springs PSD 07-A Sewer Reserve	2/28/2007				0.00				
Warm Springs PSD 07-B Sewer Revenue	2/28/2007	0.000%	2,019,000	2,019,000	0.00	2046	36/91	MBC - UNB	JK
Warm Springs PSD 07-B Sewer Reserve	2/28/2007				0.00				
Warm Springs PSD 07-C Sewer Revenue	2/28/2007	0.000% - +0.5%AF	3,000,000	3,000,000	0.00	2038	36/91	MBC - DEP	JK
Warm Springs PSD 07-C Sewer Reserve	2/28/2007				0.00				
Warm Springs PSD 78 Sewer Reserve	8/14/1978				79,186.38				
Warm Springs PSD 89 Sewer Reserve	8/3/1989				19,775.47				JK
Warm Springs PSD 94 Sewer Revenue	8/26/1994	0.000%	1,423,158	515,881	13,063.98	2015	36/91	MBC - DEP	JK
Warm Springs PSD 94 Sewer Reserve	8/26/1994				81,874.03				
Warm Springs PSD 98 Sewer Reserve	11/19/1998				22,329.58				
Wayne 08-A Sewer Revenue	2/20/2008	3.000% - 5.000%	#80,000	16,000	760.64	2028	36/91	MBC - BBT	S&J
Wayne 08-A Sewer Reserve	2/20/2008				0.00				
Wayne 04-A Water Reserve	10/21/2004				12,861.91				S&J
Wayne 04-B Water Revenue	10/21/2004	0.000% - +1.0%AF	#1,925,000	1,649,914	13,635.89	2035	36/91	MBC - BPH	S&J
Wayne 04-B Water Reserve	10/21/2004				11,037.44				
Wayne 07-A Water Revenue	6/14/2007	1.000%	#256,000	67,243	0.00	2040	36/91	MBC - UNB	S&J
Wayne 07-A Water Reserve	6/14/2007				0.00				
Weirton 07-A Sewer Revenue	4/11/2007	2.000% - +1.0%AF	#4,199,404	3,693,686	29,303.64	2028	36/91	MBC - DEP	S&J
Weirton 07-A Sewer Reserve	4/11/2007				257,016.59				
Weirton 06-A Water Revenue	4/25/2006	2.000% - +1.0%AF	#2,555,000	2,439,562	14,091.27	2028	36/91	MBC - BPH	S&J
Weirton 06-A Water Reserve	4/25/2006				1,294.28				
Weirton 91-A Water Revenue	5/23/1991	8.100%	4,784,000	2,811,850	305,233.61	2016	10/04	MBC - BNY	S&J
Weirton 91-A Water Reserve	5/23/1991				463,604.30				
Weirton 91-B Water Revenue	5/23/1991	0.000%	216,000	77,760	11,554.36	2016	10/	MBC - BNY2	S&J
Weirton 91-B Water Reserve	5/23/1991				12,275.92				
Weirton 98-A Water Revenue	4/8/1998	2.000% - +1.0%AF	2,190,000	1,311,566	14,948.95	2019	36/91	MBC - DEP	S&J
Weirton 98-A Water Reserve	4/8/1998				135,467.48				
Welch 08-A Sewer Revenue	5/6/2008	0.000% - +0.5%AF	#2,000,000	106,263	0.00	2048	36/91	MBC - DEP	S&J
Welch 08-A Sewer Reserve	5/6/2008				52,718.16				
Wellsburg 93 Water & Sewer Ref Revenue	11/19/1993	3.000% - 5.650%	740,000	279,950	16,122.83	2013	25/81	MBC-UNB:BH	G&G
Wellsburg 93 Water & Sewer Revenue	11/19/1993	3.000%	1,185,374	465,149	13,905.49	2014	36/91	MBC - DEP	G&G
Wellsburg 93 Water & Sewer Reserve	11/19/1993				80,420.30				
West Dunbar PSD 77-A Sewer Revenue	7/1/1977	5.625%	426,000	206,000	21,805.06	2017	07/01	FED RES-RICHMON	JK

ACCOUNT NAME	ISSUE DATE	INTEREST RATE	ORIGINAL ISSUE	OUTSTANDING (06/30/08)	ACCT - BAL (06/30/08)	LAST DEBT	DEBT MONTH	PAYING AGENT	BOND I COUNSEL
West Dunbar PSD 77-A Sewer Reserve	7/1/1977				3,854.03				
West Dunbar PSD 93 Sewer Reserve	3/18/1993				946.69				
West Hamlin 07-A Water & Sewer Reserve	6/28/2007				3,586.19				
West Hamlin 80 Water & Sewer Reserve	12/15/1980				43,056.94				
West Union 02 Water & Sewer Revenue	8/29/2002	0.000%	810,000	710,710	2,066.61	2042	36/91	MBC - UNB	BRM
West Union 02 Water & Sewer Reserve	8/29/2002				11,122.20				
West Union 98-C Water & Sewer Revenue	12/15/1998	0.000%	2,075,000	1,633,214	6,730.46	2038	36/91	MBC - UNB	S&J
West Union 98-C Water & Sewer Reserve	12/15/1998				51,310.32				
Weston 00-A Sewer Revenue	12/20/2000	0.000% - +0.5%AF	3,192,097	2,553,673	11,227.64	2032	36/91	MBC - DEP	JK
Weston 00-A Sewer Reserve	12/20/2000				71,829.63				JK
Weston 00-B Sewer Revenue	12/20/2000	0.000%	6,250,000	5,275,960	15,991.37	2040	36/91	MBC - UNB	JK
Weston 00-B Sewer Reserve	12/20/2000				109,594.46				
Weston 05-A Sewer Revenue	6/24/2005	0.000%	597,037	570,074	7,176.58	2045	36/91	MBC - UNB	JK
Weston 05-A Sewer Reserve	6/24/2005				3,506.55				
Weston 07-A Sewer Revenue	9/18/2007	0.000%	#3,047,000	2,353,062	0.00	2047	36/91	MBC - UNB	S&J
Weston 07-A Sewer Reserve	9/18/2007				0.00				
Weston 69 Sewer Revenue Escrow	6/1/1969	4.750%	519,000	P/O 6/08	4,881.88	2008	06/12	P/O 6/08	GOVT
Weston 96 Sewer Revenue	12/10/1996	0.000% - +1.0%AF	1,274,287	605,286	13,450.02	2017	36/91	MBC - DEP	JK
Weston 96 Sewer Reserve	12/10/1996				87,364.14				
Wetzel County PSD #1 06-A Water Reserve	6/27/2006				3,366.77				
Wetzel County PSD #1 93-A Water Revenue	6/28/1993	7.750%	154,839	136,449	6,465.92	2031	10/04	MBC - BNY	S&J
Wetzel County PSD #1 93-A Water Reserve	6/28/1993				13,016.88				
Wetzel County PSD #1 93-B Water Revenue	6/28/1993	0.000%	5,161	3,176	562.95	2031	10/	MBC - BNY2	S&J
Wetzel County PSD #1 93-B Water Reserve	6/28/1993				232.13				
Wheeling 97 Water & Sewer Ref Res					2,090,696.80				
Wheeling 05-A Water & Sewer Revenue	5/3/2005	2.000% - +1.0%AF	#14,500,000	13,588,866	92,680.41	2026	36/91	MBC - DEP	S&J
Wheeling 05-A Water & Sewer Reserve	5/3/2005				148,424.77				S&J
Wheeling 06-A Water & Sewer Revenue	9/26/2006	3.750% - 5.250%	12,000,000	11,785,000	135,750.92	2036	06/12	MBC - DTC	S&J
Wheeling 06-A Water & Sewer Reserve	9/26/2006				785,496.82				S&J
Wheeling 97 Water & Sewer Ref Revenue	1/1/1997	3.650% - 5.629%	20,600,000	8,960,000	145,476.36	2015	12/06	BANK OF NY	I S&J
Wheeling 03 Civic Center GO	2/1/2003	3.000% - 4.750%	2,600,000	2,325,000	102,743.62	2028	05/11	MBC - DTC	S&J
Wheeling 64 Water Revenue	6/1/1964	1.000% - 6.000%	4,775,000	ET:SECU NB	0.00	2004	06/12	US BANK	MRC
White Oak PSD 92-A Sewer Revenue	8/12/1992	7.750%	319,355	281,426	13,301.23	2031	10/04	MBC - BNY	S&J

ACCOUNT NAME	ISSUE DATE	INTEREST RATE	ORIGINAL ISSUE	OUTSTANDING (06/30/08)	ACCT - BAL (06/30/08)	LAST DEBT	DEBT MONTH	PAYING AGENT	BOND I	COUNSEL
White Oak PSD 92-A Sewer Reserve	8/12/1992				26,846.83					
White Oak PSD 92-B Sewer Revenue	8/12/1992	0.000%	10,645	6,551	264.34	2031	10/	MBC - BNY2		S&J
White Oak PSD 92-B Sewer Reserve	8/12/1992				349.27					
Wilderness PSD 01-A Water Reserve	8/8/2001				29,412.39					
Wilderness PSD 79 Water Reserve	5/17/1979				44,198.98					
Wilderness PSD 92 Water Reserve	7/15/1992				17,032.24					
Wilderness PSD 97 Water Reserve	9/18/1997				21,633.63					
Williamson 86-B Water & Sewer Revenue	5/28/1986	0.000%	698,295	330,771	92,153.70	2025	10/	MBC - BNY2		G&G
Williamson 86-B Water & Sewer Reserve	5/28/1986				30,999.01					
Williamson 86-C Water & Sewer Reserve	5/28/1986				235,703.38					
Williamson 96-A Water & Sewer Ref Rev	10/1/1996	3.800% - 5.500%	1,840,000	1,435,000	88,472.82	2025	10/04	BANK OF NY	I	V&W
Williamson 96-A Water & Sewer Ref Res	10/1/1996				132,114.10					
Williamstown 05-A Sewer Revenue	6/2/2005	2.000% - +1.0%AF	230,282	208,719	2,763.71	2026	36/91	MBC - DEP		S&J
Williamstown 05-A Sewer Reserve	6/2/2005				3,432.24					
Williamstown 87-A Sewer Revenue	6/25/1987	9.750%	15,551	13,056	796.07	2025	10/04	MBC - BNY		BRD
Williamstown 87-A Sewer Reserve	6/25/1987				1,606.84					
Williamstown 87-B Sewer Revenue	6/25/1987	0.000%	169,539	84,665	4,610.12	2026	10/	MBC - BNY2		BRD
Williamstown 87-B Sewer Reserve	6/25/1987				7,135.83					
Williamstown 87-A1 Sewer Revenue	6/25/1987	8.380%	659,637	542,129	28,334.47	2026	10/04	MBC - BNY		BRD
Williamstown 87-A1 Sewer Reserve	6/25/1987				59,493.66					
Winfield 03 Sewer Revenue	1/9/2003	2.000% - +1.0%AF	99,250	76,900	767.71	2023	36/91	MBC - DEP		G&G
Winfield 03 Sewer Reserve	1/9/2003				6,139.76					
Winfield 04 Sewer Revenue	9/16/2004	2.000% - +1.0%AF	500,000	442,493	3,147.17	2025	36/91	MBC - DEP		G&G
Winfield 04 Sewer Reserve	9/16/2004				10,072.13					
Winfield 86-A Sewer Revenue	12/15/1986	8.380%	381,884	313,856	17,957.99	2026	10/04	MBC - BNY		VWL
Winfield 86-A Sewer Reserve	12/15/1986				34,443.09					
Winfield 86-B Sewer Revenue	12/15/1986	0.000%	93,666	46,833	5,621.02	2026	10/	MBC - BNY2		VWL
Winfield 86-B Sewer Reserve	12/15/1986				6,078.60					
Wood County Schools 05 GO	3/1/2005	4.000% - 4.250%	35,000,000	30,030,000	764,284.46	2020	05/11	MBC - DTC		STB
Worthington 03 Water Revenue	2/25/2003	3.000%	100,000	21,213	2,959.86	2009	36/91	MBC - UNB		S&J
Worthington 03 Water Reserve	2/25/2003				9,440.01					
WV Higher Education Facilities 04-B Rev	8/31/2004	2.100% - 6.000%	167,260,000	151,720,000	197,961.08	2034	04/10	MBC - DTC	I	STB
WV Higher Education 07-A Ref Rev	4/17/2007	4.000% - 5.000%	25,915,000	25,730,000	5,436.07	2027	04/10	MBC - DTC	I	STB

ACCOUNT NAME	ISSUE DATE	INTEREST RATE	ORIGINAL ISSUE	OUTSTANDING (06/30/08)	ACCT - BAL (06/30/08)	LAST DEBT	DEBT MONTH	PAYING AGENT	I	BOND COUNSEL
WV State College Facil 03-A Ref Rev	8/1/2003	2.000% - 5.000%	22,160,000	9,025,000	153,787.60	2012	04/10	BANK OF NY	I	STB
WV State Univ Sys (MU Med Ctr) 00-B Rev	5/15/2000	5.250% - 6.000%	9,360,000	7,525,000	7,347,036.65	2025	04/10	BANK OF NY	I	S&J
WV State University Facil 03-A Ref Rev	8/1/2003	2.000% - 5.000%	60,380,000	29,320,000	493,954.59	2012	04/10	BANK OF NY	I	STB
WV Univ 86 Student Union Revenue	8/1/1986	5.500% - 7.400%	4,885,000	ET:BANK1-C	0.00	2006	04/10	BANK OF NY		JK
Wyoming County Schools 00 GO	5/1/2000	5.000% - 7.000%	7,000,000	4,175,000	386,474.69	2015	05/11	UNITED B-CHAS		BRM
Wyoming County Schools 00 Sur Col	5/1/2000				162,436.63					