


EIGHTY-EIGHTH
ANNUAL REPORT



WEST VIRGINIA MUNICIPAL BOND COMMISSION

ANNUAL SUMMARY OF RECEIPTS & DISBURSEMENTS
JULY 1, 2008 – JUNE 30, 2009

WEST VIRGINIA MUNICIPAL BOND COMMISSION

Suite 401
1207 Quarrier Street
Charleston WV 25301
(304) 558-3971
FAX (304) 558-1280
munibondcomm@state.wv.us
www.state.wv.us/MunicipalBondCommission

CHRISTOPHER G. MORRIS
STATE TAX COMMISSIONER, CHAIR

JOHN D. PERDUE
STATE TREASURER

GLEN B. GAINER III
STATE AUDITOR

JOHN ROACH
MEMBER

LARRY CHAPMAN
MEMBER

SARA L. BOARDMAN
EXECUTIVE DIRECTOR

MORGAN T. CLAY
ACCOUNTANT

CAROL L. KRAFT
RECONCILIATION ADMINISTRATOR

PATRICIA A. LANHAM
OFFICE ASSISTANT

**WEST VIRGINIA
MUNICIPAL BOND COMMISSION**

**Annual Summary of
Receipts and Disbursements
July 1, 2008 - June 30, 2009**

Account Numbers 7250 and 7251

	FY 07-08	FY 08-09
Beginning Balance, July 1	\$ 211,370,362.59	\$ 191,889,636.61
Add: Remittances	174,354,650.02	184,959,002.98
Public Utility Taxes	5,333,824.31	4,923,999.42
Interest Earned on:		
Escrowed Investments	1,814,796.37	942,001.27
Pool Investments	7,448,582.10	2,016,579.01
Discount Earned on:		
Matured Escrowed Investments	0.00	0.00
Miscellaneous	0.00	0.00
Total Receipts	188,951,852.80	192,841,582.68
Beginning Balance plus Receipts	400,322,215.39	384,731,219.29
Less: Principal Paid	118,719,332.52	114,054,053.70
Interest Paid	61,269,374.99	59,735,349.16
Bondholder Adm Fee Paid	1,936,556.56	2,107,717.86
Premium Paid on:		
Matured Escrowed Investments	6,531.02	0.00
Bonds Retired Early	0.00	29,975.00
Refunds to Issuers	26,205,380.77	25,846,089.07
Bank Fees Paid	6,331.00	2,050.00
MBC Fees Paid	272,268.09	286,699.22
IMB Fees Paid	10,906.63	7,658.38
Legal Advertisements	5,897.20	0.00
Miscellaneous	0.00	0.00
Total Disbursements	208,432,578.78	202,069,592.39
Ending Balance, June 30	\$ 191,889,636.61	\$ 182,661,626.90

THE MUNICIPAL BOND COMMISSION

Report of the Executive Director

In 1921, The West Virginia Legislature created the State Sinking Fund Commission to act as the fiscal agent/trustee for the bond issues of the State and its political subdivisions. The agency was charged with the responsibility of receiving the deposits of the various issuers, investing them for maximum return consistent with State statute and bond ordinance requirements, disbursing funds to the appropriate paying agent banks or bondholders to meet debt services, receiving and reconciling cancelled securities, maintaining and reporting the financial accounts of each depositor, and aiding the issuers in the management of their resources. The agency would encourage the financial growth of the State by helping to maintain a receptive financial market for West Virginia bond issues through professional management services and to provide a central information source. In 1977, the name of the Commission was changed to the Municipal Bond Commission.

The Commission is composed of five members: State Tax Commissioner Christopher G. Morris, Chairman; State Treasurer John D. Perdue, member; State Auditor Glen B. Gainer III, member; Larry Chapman; member of the Gilmer County Commission, member; and John Roach, former Mayor of Oceana, Wyoming County,

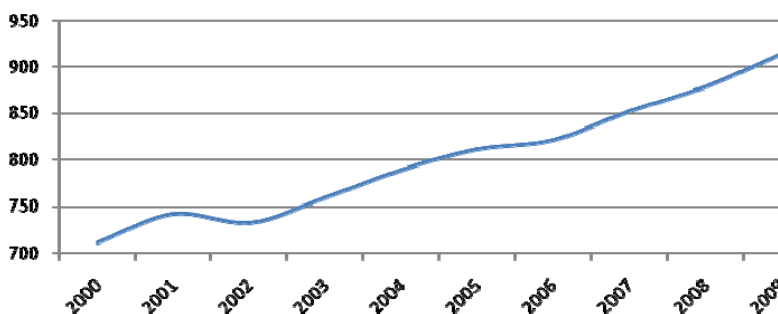
member. The Commission elects an Executive Director who is responsible for the day to day operations of the Commission. The Commission meets periodically to oversee the operations of the staff.

Under State statute, the Commission is appointed as fiscal agent for all general obligation (tax levy) bond

issues of the county commissions, municipalities, and school districts of the State. It determines levy requirements for all such issues each year. In the eighty-eight years since the creation of the Commission, the State has not had a default or slow payment on any general obligation issue in the State.

The Commission is also appointed fiscal agent for revenue bond issues of municipalities and their utilities. Additional accounts are maintained for State agency revenue bonds including colleges and universities. The Commission also serves as fiscal agent for most, though not all, public service districts. It does not handle State general obligation bonds (roads and schools), State and local housing bonds, Parkway

Number of Issues under Management

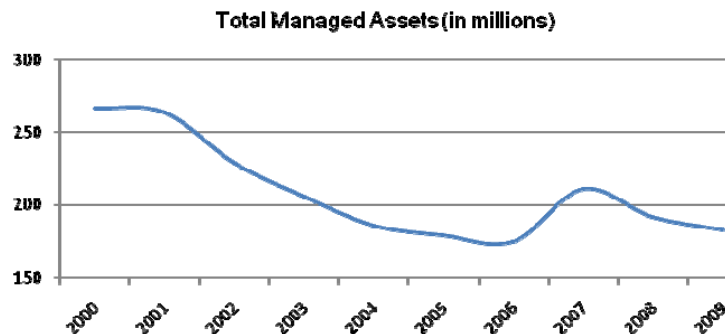


Authority, School Building Authority bond issues, or any industrial development bond issues. The Commission works closely with the WV Infrastructure and Jobs Development Council, the Water Development Authority, the WV Department of Environmental Protection, and the WV Bureau of Public Health in the management of their water and sewer infrastructure projects. The Commission also maintains many reserve accounts for the US Department of Agriculture bond issues. At present, 915 bond issues and 2022 accounts are under supervision.

For seventy-seven years, the Legislature has made a blanket appropriation annually to cover possible deficiencies that could arise in State and general obligation sinking fund accounts. This act, in part, reads:

Sinking Fund Deficiencies-There is hereby appropriated to the Governor a sufficient amount to meet a deficiency that may arise...in the funds of the Municipal Bond Commission because of the failure of any State agency for either general obligation or revenue bonds or any local taxing district for general obligation bonds to remit funds necessary for the payment of interest and sinking fund requirement. The Governor is authorized to transfer from time to time such amounts to the Municipal Bond Commission as may be necessary for (this purpose).

Standard & Poor has recognized this annual Legislative appropriation and the Commission's management as a Credit Enhancement Program, and has awarded all West Virginia general obligation bonds administered by the Commission a minimum rating of AA-. S&P comments favorably on the Commission's oversight program of all local general obligation debt in this rating. Moody's has also recognized the supervision of the Commission.



The Commission also maintains discretionary accounts, called 7251, where State and local governments may deposit surplus funds for investment. All funds on deposit with the Commission are invested to earn interest. As of June 30, 2009, the Commission held the following managed assets:

Pool Investments	\$149,380,086.44
Escrowed Investments	<u>24,561,718.43</u>
Total Investments	\$173,941,804.87
Cash	<u>8,719,822.03</u>
Total Managed Assets	<u>\$182,661,626.90</u>

This is a decrease of 4.81% compared with a year earlier.

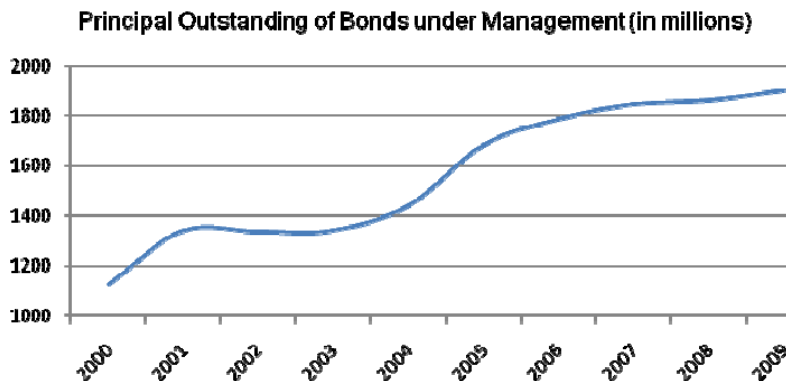
Pool investments of the Commission are held in a Government Money Market Pool, which is maintained at the Board of Treasury Investments. This Pool is limited to

full faith and credit US Treasury and Agency investments of less than 13 months maturity, and has an average portfolio maturity not exceeding 90 days. The Pool is under the supervision of an outside professional investment manager. Other investments held by the Commission, primarily escrowed investments held in trust to defease specific bond issues, are maintained in separate accounts outside the Pool. These investments are made only at the direction of the issuers. The Pool's yield decreased for the year. The average yield of Pool investments for the 2008-2009 fiscal year was 1.208%.

RECENT DEVELOPMENTS

Sixty-four new issues were received during the year and twenty-nine paid out. Total issues managed at year end were 915, with original principal outstanding of \$2.63 billion. Current total principal outstanding of these issues is \$1.902 billion. Many issues have not yet drawn their full loan. Approximately 95% (by number) of these issues and 71.5% (by principal outstanding) are for Water and/or Sewer projects. Second were county school issues with 16.3% of principal outstanding, followed by Higher Education issues with 11% principal outstanding. The Commission handles a small number of issues for Parking, Improvements, Civic Center and Hospitals. The Commission serves as fiscal agent for issues from every county in the state, as well as some State government issues. Of our 915 active issues, the Commission serves as paying agent for 884 issues (97%), and pays the remainder through 16 paying agent banks throughout the nation. Continued increase in issues handled is expected in the coming years, as the State expands its infrastructure development and public services.

Distribution of Issues		
Percent		Principal Outstanding
71.5	Water and/or Sewer	\$ 1,360,590,880
16.3	County Schools	309,085,000
11.0	Higher Education	209,230,000
<u>1.2</u>	Other	<u>23,122,587</u>
100.0		\$1,902,028,467



Since 1991, the Commission has financed its operations from fees assessed for its services. This fee is maintained at 26/100 of 1% of the debt service paid for each issue, with a maximum of no more than \$2,000 per issue or series per year.

STATEMENT OF 7250 DEBT SERVICE ACCOUNT

	Account Balance		Principal Outstanding June 30, 2009	% Chg in \$ Amount 2008-2009	Number of Issues	Prin Out Net of Escrow Issues June 30, 2009
	June 30, 2008	June 30, 2009				
<u>State Issues:</u>						
Colleges & Universities	10,108,183.66	9,045,121.09	\$ 209,230,000	-6.31%	5	\$ 184,220,000
<u>County Issues:</u>						
County Commission Revenue	814,922.39	434,378.39	29,579,962	+13.92%	10	29,579,962
County Commission General Obligation	233,746.11	208,579.48	1,090,000	-9.54%	2	1,090,000
County School General Obligation	51,266,825.23	47,045,052.18	309,085,000	+8.49%	26	298,755,000
	<u>52,315,493.73</u>	<u>47,688,010.05</u>	<u>339,754,962</u>		<u>38</u>	<u>329,424,962</u>
<u>Municipal Issues:</u>						
Municipal Revenue	66,885,630.81	67,028,297.37	696,287,745	+0.60%	435	696,143,670
Municipal General Obligation	234,700.68	289,789.28	3,625,000	-27.06%	2	3,625,000
	<u>67,120,331.49</u>	<u>67,318,086.65</u>	<u>699,912,745</u>		<u>437</u>	<u>699,768,670</u>
<u>Public Service Districts:</u>	38,937,082.15	40,779,231.55	653,130,760	+3.63%	435	628,922,487
Public Utility Taxes Suspense Account	2.25	2.25				
Bank Commission Suspense Account	195.32	195.32				
	<u>38,937,082.15</u>	<u>40,779,231.55</u>				
Total Assets:	<u>\$ 168,481,288.60</u>	<u>\$ 164,830,646.91</u>	<u>\$ 1,902,028,467</u>	<u>+2.11%</u>	<u>915</u>	<u>\$ 1,842,336,119</u>
Cash	\$ 11,639,640.46	\$ 8,713,764.56				
Escrowed Investments	27,374,229.15	24,561,718.43				
Pool Investments	129,467,418.99	131,555,163.92				
	<u>\$ 168,481,288.60</u>	<u>\$ 164,830,646.91</u>				
Percentage Change		-2.17%				

	COUNTY COMMISSION BOND ISSUES				MUNICIPAL BOND ISSUES			TOTAL
	COLLEGES & UNIVERSITIES	GENERAL OBLIGATION	REVENUE	COUNTY SCHOOL DISTRICTS	PUBLIC SERVICE DISTRICTS	GENERAL OBLIGATION	REVENUE	
Beginning Balance, July 1, 2008	\$ 10,108,183.66	\$ 233,746.11	\$ 814,922.39	\$ 51,266,825.24	\$ 38,937,082.15	\$ 234,700.68	\$ 66,885,630.80	\$ 168,481,091.03
Add: Remittances	24,477,387.00	87,463.47	1,927,757.48	40,570,381.66	41,637,615.53	1,473,342.31	63,856,158.93	174,030,106.38
Public Utility Taxes		90,120.98	0.00	4,663,665.39	0.00	170,213.05	0.00	4,923,999.42
Interest Earned on:								
Escrowed Investments	329,628.32	0.00	0.00	419,191.50	68,688.40	0.00	124,493.05	942,001.27
Pool Investments	75,538.99	3,165.59	12,204.48	470,600.13	456,647.91	4,278.42	767,069.20	1,789,504.72
Discount Earned on:								
Matured Escrowed Investments	0.00	0.00	0.00	0.00	0.00	0.00	0.00	0.00
Miscellaneous	0.00	0.00	0.00	0.00	0.00	0.00	0.00	0.00
Total Receipts	24,882,554.31	180,750.04	1,939,961.96	46,123,838.68	42,162,951.84	1,647,833.78	64,747,721.18	181,685,611.79
Beginning Balance plus Receipts	34,990,737.97	414,496.15	2,754,884.35	97,390,663.92	81,100,033.99	1,882,534.46	131,633,351.98	350,166,702.82
Less: Principal Paid	14,090,000.00	115,000.00	1,183,877.92	32,305,000.00	25,963,039.73	1,345,000.00	39,052,136.05	114,054,053.70
Interest Paid	10,798,047.50	61,950.00	1,114,945.96	13,240,662.74	12,538,728.76	244,802.50	21,736,211.70	59,735,349.16
Bondholder Adm Fee Paid	0.00	0.00	15,664.40	0.00	810,108.14	0.00	1,281,945.32	2,107,717.86
Premium Paid on:								
Matured Escrowed Investments	0.00	0.00	0.00	0.00	0.00	0.00	0.00	0.00
Bonds Retired Early	0.00	0.00	0.00	28,950.00	0.00	0.00	1,025.00	29,975.00
Refunds to Issuers	1,044,734.12	28,506.59	0.00	4,718,013.87	922,693.31	0.00	2,398,802.27	9,112,750.16
Bank Fees Paid	600.00	0.00	0.00	600.00	0.00	500.00	350.00	2,050.00
MBC Fees Paid	9,849.08	460.08	6,017.68	48,348.44	85,744.00	2,442.68	133,837.26	286,699.22
IMB Fees Paid	2,386.18	0.00	0.00	4,036.68	488.50	0.00	747.02	7,658.38
Legal Advertisements	0.00	0.00	0.00	0.00	0.00	0.00	0.00	0.00
Miscellaneous	0.00	0.00	0.00	0.00	0.00	0.00	0.00	0.00
Total Disbursements	25,945,616.88	205,916.67	2,320,505.96	50,345,611.73	40,320,802.44	1,592,745.18	64,605,054.62	185,336,253.48
Ending Balance, June 30, 2009	<u>\$ 9,045,121.09</u>	<u>\$ 208,579.48</u>	<u>\$ 434,378.39</u>	<u>\$ 47,045,052.19</u>	<u>\$ 40,779,231.55</u>	<u>\$ 289,789.28</u>	<u>\$ 67,028,297.36</u>	<u>\$ 164,830,449.34</u>

7250

SUMMARY OF INVESTMENTS AS OF JUNE 30, 2009
(at cost)

7250

	<u>June 30, 2008</u>	<u>June 30, 2009</u>
Investment Pool	\$ 129,467,418.99	\$ 149,380,086.44
Escrowed Investments:		
College Revenues:		
WV State University Sys (MU) 00-B Rev	7,279,580.00	7,198,546.00
Public Service District Revenues:		
Berkeley County 06-A Sewer Ref Res	316,882.60	0.00
Jefferson 03-A Sewer Revenue	1,385,562.00	1,338,168.00
Municipal Revenues:		
Clay 70 Water & Sewer Revenue	1,215.12	0.00
Fayetteville 93-A Water Revenue	0.00	156,544.00
County School General Obligation:		
Jefferson 89	3,262,724.00	1,686,195.00
Ohio 93	15,128,265.43	14,182,265.43
Total Escrowed Investments:	<u>27,374,229.15</u>	<u>24,561,718.43</u>
TOTAL INVESTMENTS	<u>\$ 156,841,648.14</u>	<u>\$ 173,941,804.87</u>

7251	DEPOSITS FOR INVESTMENT			7251
	<u>STATE</u>	<u>LOCAL CURRENT EXPENSE</u>	<u>LOCAL CAP. OUTLAY & PERM. IMP.</u>	<u>7251 GRAND TOTAL</u>
Beginning Balance July 1, 2008	\$ 2,402,756.39	\$ 20,859,015.10	\$ 146,576.52	\$ 23,408,348.01
Add: Remittance	4,478,698.00	6,450,198.60	0.00	10,928,896.60
Int. Earned Pool	<u>32,172.49</u>	<u>193,134.54</u>	<u>1,767.26</u>	<u>227,074.29</u>
Beginning Balance plus Receipts	6,913,626.88	27,502,348.24	148,343.78	34,564,318.90
Less: Refunds	<u>805,033.00</u>	<u>15,928,305.91</u>	<u>0.00</u>	<u>16,733,338.91</u>
Ending Balance June 30, 2009	<u>\$ 6,108,593.88</u>	<u>\$ 11,574,042.33</u>	<u>\$ 148,343.78</u>	<u>\$ 17,830,979.99</u>

SUMMARY OF INVESTMENTS OUTSTANDING AS OF JUNE 30, 2009

(All investments for 7251 are in the Board of Treasury
Investment's Government Money Market Pool, and are carried at cost.)

<u>Account</u>	<u>June 30, 2008</u>	<u>June 30, 2009</u>
State Discretionary	\$ 2,402,615.52	\$ 6,107,788.01
Local Current Expense	20,855,306.45	11,569,440.99
Capitol Outlay/Permanent Impr.	<u>145,926.26</u>	<u>147,693.52</u>
Total Investments	23,403,848.23	17,824,922.52
Cash	<u>4,499.78</u>	<u>6,057.47</u>
Total	<u>\$ 23,408,348.01</u>	<u>\$ 17,830,979.99</u>

NEW BOND ISSUES TO BE ADMINISTERED BY THE MUNICIPAL BOND COMMISSION

July 1, 2008 - June 30, 2009

<u>Issue Date</u>	<u>Issue Amount</u>	<u>Issue</u>	<u>Final Maturity</u>
10/23/2008	\$ 500,000	Adrian PSD Water Revenue, Series B	09/01/2048
5/21/2009	361,700	Albright Water Revenue, Series A	03/01/2049
11/5/2008	1,091,000	Bath Water Refunding Revenue, Series A	09/01/2024
11/20/2008	1,945,100	Belle Sewer Revenue, Series A	12/01/2039
2/17/2009	7,510,000	Berkeley County PSD Water Revenue	12/01/2028
6/24/2009	4,100,000	Branchland/Midkiff PSD Water Revenue, Series A	06/01/2049
9/30/2008	16,100,000	Braxton County Schools GO	05/01/2029
4/23/2009	2,004,608	Buckhannon Sewer Refunding Revenue, Series A	10/01/2025
6/29/2009	167,300	Charleston Kan Reg Develop Auth Water Rev, Series B	12/01/2048
10/27/2008	5,500,000	Claywood Park PSD Sewer Revenue, Series A	12/01/2041
6/18/2009	1,027,500	Claywood Park PSD Sewer Revenue, Series A	03/01/2049
10/27/2008	1,500,000	Claywood Park PSD Sewer Revenue, Series B	09/01/2048
6/18/2009	100,000	Claywood Park PSD Sewer Revenue, Series C	03/01/2049
8/5/2008	275,000	Crab Orchard-MacArthur PSD Sewer Revenue, Series B	06/01/2048
12/4/2008	270,000	Crab Orchard-MacArthur PSD Sewer Revenue, Series C	03/01/2040
8/12/2008	1,183,677	Elk Valley PSD Sewer Grant Note, Series B	08/12/2010
8/12/2008	18,061,117	Elk Valley PSD Sewer Revenue, Series A	06/01/2041
6/18/2009	868,030	Elkins Sewer Revenue	09/01/2040
3/26/2009	519,400	Fairmont Water BAN, Series A	04/01/2012
12/4/2008	2,450,000	Friendly PSD Water Revenue, Series A	12/01/2048
10/27/2008	943,500	Greater Harrison County PSD Sewer Revenue, Series A	09/01/2048
3/16/2009	1,500,000	Greater Harrison County PSD Water Revenue, Series A	03/01/2049
3/26/2009	37,745,000	Greenbrier County Schools GO	05/01/2024
12/23/2008	2,655,000	Greenbrier County Schools Ref GO	05/01/2012
8/12/2008	4,569,751	Hancock County PSD Sewer Revenue, Series A	06/01/2035
8/12/2008	5,468,620	Hancock County PSD Sewer Revenue, Series B	06/01/2048
3/3/2009	608,000	Hardy County PSD Sewer Revenue, Series A	03/01/2049
11/7/2008	500,000	Harman Sewer Grant Anticipation Note, Series B	11/01/2011
11/7/2008	300,000	Harman Sewer Revenue, Series A	09/01/2048
7/7/2008	750,000	Jefferson County PSD Sewer BAN, Series A	01/01/2010
1/30/2009	724,650	Kingwood Sewer Revenue, Series A	01/01/2049
5/22/2009	1,000,000	Lewisburg Water Revenue, Series A	06/01/2029
7/16/2008	1,700,000	Logan County PSD Water Revenue, Series A	06/01/2048
7/16/2008	1,900,000	Logan County PSD Water Revenue, Series B	06/01/2048
10/28/2008	500,000	Mason County PSD Sewer Revenue, Series A	09/01/2048

NEW BOND ISSUES TO BE ADMINISTERED BY THE MUNICIPAL BOND COMMISSION

July 1, 2008 - June 30, 2009

<u>Issue Date</u>	<u>Issue Amount</u>	<u>Issue</u>	<u>Final Maturity</u>
7/30/2008	2,893,000	Milton Water Revenue, Series A	06/01/2048
7/30/2008	1,000,000	Milton Water Revenue, Series B	06/01/2048
8/18/2008	9,000,000	Morgan County Building Comm Lease Revenue	08/18/2013
1/23/2009	270,000	Mountain Top PSD Water Ref Revenue, Series A	11/01/2016
1/23/2009	2,673,000	Mountain Top PSD Water Ref Revenue, Series B	03/01/2049
1/16/2009	802,000	New Haven PSD Water Revenue, Series A	12/01/2048
8/5/2008	522,000	Newburg Water Revenue, Series A	06/01/2048
2/17/2009	1,815,000	Nutter Fort Water Revenue, Series A	12/01/2048
6/11/2009	470,000	Page-Kincaid PSD Sewer Revenue, Series B	06/01/2049
4/16/2009	2,700,000	Petersburg Water Revenue, Series A	12/01/2030
4/16/2009	5,000,000	Petersburg Water Revenue, Series B	12/01/2040
2/24/2009	491,200	Philippi Water Revenue, Series A	01/01/2029
12/30/2008	2,500,000	Pocahontas Cty PSD Sewer Revenue, Series A	12/01/2048
7/22/2008	500,000	Princeton 08 Sewer BAN	07/22/2011
7/23/2008	2,914,000	Putnam Cty Building Comm Water Revenue, Series A	06/01/2048
2/2/2009	1,586,000	Ravencliff-McGraws-Saulsville PSD Revenue, Series B	12/01/2048
5/21/2009	382,000	Reedsville Sewer Revenue, Series A	07/01/2029
10/8/2008	339,000	Ripley Water Refunding Revenue	09/01/2017
12/10/2008	1,300,000	Ronceverte Sewer Revenue	12/01/2020
9/5/2008	2,000,000	Ronceverte Water Revenue, Series A	03/01/2040
12/19/2008	296,800	Salt Rock Water PSD Water Revenue, Series A	09/01/2048
9/18/2008	575,500	Scotts Run PSD Sewer Revenue, Series A	07/01/2048
12/3/2008	2,735,000	St Albans Water & Sewer Revenue, Series A	12/01/2028
3/3/2009	1,110,000	Summersville Water & Sewer BAN, Series A	04/01/2012
12/10/2008	1,550,000	Wardensville Water Revenue, Series A	03/01/2040
11/14/2008	1,200,000	White Sulphur Springs Sewer GAN, Series A	11/01/2010
11/14/2008	300,000	White Sulphur Springs Sewer Ref Revenue, Series A	11/01/2023
4/9/2009	3,874,614	White Sulphur Springs Sewer Revenue, Series A	06/01/2040
6/12/2009	625,000	White Sulphur Springs Water Revenue, Series A	06/01/2030
	<u>\$ 177,823,067</u>	64 New Issues	

PAID OUT ISSUES ADMINISTERED BY THE MUNICIPAL BOND COMMISSION

July 1, 2008 - June 30, 2009

<u>Issue Date</u>	<u>Issue Amount</u>	<u>Issue</u>	<u>Paid Out</u>
07/15/1997	\$ 1,430,000	Bath Water Refunding Revenue, Series A, Called	12/01/2008
01/30/2007	129,700	Belle Sewer Revenue, Series A, Called	11/21/2008
06/01/1992	4,985,000	Bluefield Sewer Refunding Revenue	07/01/2008
12/01/1996	2,885,000	Buckhannon Sewer Refunding Revenue, Series A, Called	05/06/2009
06/26/2008	5,000,000	Canyon PSD Sewer Design Note, Series A, Called	07/01/2008
05/27/1999	1,416,203	Central WV Regional Airport Auth Car Revenue, Called	12/01/2008
01/01/1970	116,000	Clay Water & Sewer Revenue	01/01/2009
09/15/1994	154,000	Davis Water & Sewer Revenue, Called	05/01/2009
05/16/2008	600,000	Elkins Sewer Refunding Revenue, Series A, Called	03/27/2008
09/27/2006	1,010,000	Fayetteville Water & Sewer BAN, Series A, Called	10/01/2008
09/27/2006	530,000	Fayetteville Water & Sewer BAN, Series B, Called	10/01/2008
05/01/1995	1,365,000	Fayetteville Water & Sewer Revenue, Called	11/01/2008
10/07/1993	4,475,753	Fayetteville Water & Sewer Revenue, Series B, Called	10/01/2008
09/13/2007	68,229	Friendly PSD Water Revenue, Series A, Called	12/05/2008
03/01/1997	8,000,000	Greenbier County Schools GO	02/01/2009
01/30/2007	740,000	Hammond PSD Water Revenue, Called	10/01/2008
06/01/1999	3,740,000	Hampshire County Schools GO	05/01/2009
08/28/2007	200,000	Lavalette PSD Water Revenue, Series A, Called	05/20/2009
03/14/2007	200,000	Logan County PSD Water Revenue, Series A, Called	07/17/2008
09/23/2003	151,290	Logan Sewer Revenue Notes	10/01/2008
09/01/1995	3,645,000	Martinsburg Water & Sewer Refunding Revenue	01/01/2009
12/16/1970	110,000	Matheny PSD Water Revenue, Called	01/01/2009
10/23/2007	41,286	New Haven PSD Water Revenue, Series B, Called	01/20/2009
07/19/2000	500,000	Philippi Electric Sys Ref & Imp Revenue, Called	07/01/2008
04/15/2004	13,000,000	Raleigh County Schools GO	05/01/2009
09/20/2002	539,000	Ripley Water Refunding Revenue, Called	10/08/2008
06/15/2004	145,000	Upper Greenbrier PSD Swr Sys Des Note, Srs A, Called	01/02/2009
11/14/2008	300,000	White Sulphur Springs Sewer Ref Rev, Series A, Called	04/10/2009
02/25/2003	100,000	Worthington Water Revenue	06/01/2009
	<u>\$ 55,576,461</u>	29 Paid Out Issues	

PAYING AGENT BANKS and ESCROW TRUSTEES

PAYING AGENT	TRUSTEE	BANK NAME AND ADDRESS
BANC OF AMERICA		Banc of America Public Capital Corp, PO Box 100918, Atlanta, GA 30384-0918
BBT		BB&T, PO Box 2348, Charleston, WV 25326
BBT-GOV FINANCE		BB&T Governmental Finance, 5130 Parkway Plaza Blvd., Building #9, Charlotte, NC 28217
BK OF NEW YORK		Bank of New York, 385 Rifle Camp Road, 3rd Floor, Corporate Trust, W. Patterson NJ 07424
CITY NB-CHAS	CITY NB	City National Bk, Trust Dept, 3601 MacCorkle Ave SE, Charleston WV 25304
DAVIS TRUST CO		Davis Trust Co, 227 Davis Ave, PO Box 1429, Elkins WV 26241-1429
DEPOSITORY TRUST		Depository Trust Company, 55 Water Street, New York NY 10041
F CENTURY BK		First Century Bank, PO Box 1559, 500 Federal St, Bluefield WV 24701-1559
HUNTINGTON B-CO	HUNT-CO	Huntington National Bank, Corp Trust Dept - EA4E63, 7 Easton Oval, Columbus OH 43219
HUNTINGTON B-CH	HUNT-CH	Huntington Bank (Commerce B/Wood Cty B), PO Box 3985, Charleston WV 25339-3985
MVB BANK, INC		MVB Bank, 301 Virginia Avenue, Fairmont, WV 26554
PAGE VALLEY BANK		Page Valley Bank, 17 W Main Street, Luray, VA 22835
SUMMIT BANK		Summit Community Bk (S Branch Valley NB), PO Box 680, 310 N Main St, Moorefield WV 26836
UNION B-TYLER C		Union Bank of Tyler County, PO Box 145, Middlebourne WV 26149
UNITED B-CHAS	UNB-CHA	United Bank (KB&T), Trust Dept, PO Box 393, Charleston WV 25392
WESBANCO-WHEEL	WESBA-W	WesBanco (Wheeling Dollar S&T), Trust Dept, 1 Bank Plaza, Wheeling WV 26003-3562

BOND COUNSELS

CODE	NAME	ADDRESS	TELEPHONE
BRD/BRM	Bowles, Rice, McDavid, Graff & Love	501 Avery St, PO Box 49, Parkersburg WV 26101-0049	304-485-8500
DM	Dan Marshall	515 Market St, Ste 2001, PO Box 61, Parkersburg WV 26102	304-485-0071
G&G	Goodwin & Goodwin	300 Summers St, Suite 1500, Charleston WV 25301	304-346-7000
H&P	John Poffenbarger (Hamb & Poffenbarger)	213 Hale Street, Charleston WV 25301	304-342-1678
JK	Jackson Kelly	1600 Laidley Tower, Box 553, Charleston WV 25322	304-340-1000
JTP	John T Poffenbarger	213 Hale Street, Charleston WV 25301	304-342-1678
LFG	Lewis, Glasser, Casey & Rollins	BB&T Sq, 300 Summers St, Ste 700, Charleston WV 25301	304-345-2000
S&J	Steptoe & Johnson	Chase Tower, 8th Floor, PO Box 1588, Charleston WV 25326	304-353-8000
STB	Spilman, Thomas & Battle	300 Kanawha Blvd E., PO Box 273, Charleston, WV 25321	304-340-3800
VLF	Vaughan Law Firm	2020 Kanawha Blvd East, Charleston, WV 25311	304-342-3900
V&W/VWL	Vaughan & Withrow	2020 Kanawha Blvd East, Charleston, WV 25311	304-342-3900

ACTIVE BOND ACCOUNTS

The following is a listing of all the active bond accounts maintained by the Municipal Bond Commission, as of the date of this report. Discretionary accounts and Sinking Funds Accounts for paid out issues are not included. This report has been assembled to present the greatest possible amount of information in a concise listing, and must necessarily use many abbreviations. All column headings are therefore explained in greater detail below. All bond issues paid by the Commission, whether as paying agent, or through a paying agent, are listed. All reserve accounts for issues paid by others are also included. The issues are listed in alphabetical order.

ACCOUNT NAME

The account name includes the name of the issuer, year of issue, type of issue, and whether the issue is a revenue (REV) or general obligation (tax based) (GO) issue. All GOs are labeled as such. Additional accounts include Reserve (RES) accounts, Depreciation (DEP) or Repair and Replacement (R&R) accounts, all of which normally are available to meet debt service should the REV account have insufficient funds. A RES or R&R account covering multiple issues indicates that the issues are in parity. On GO issues over \$5 million, tax collections surplus to annual debt service are transferred to a Surplus Collection (SUR COL) account. These funds are also available to meet any shortage in future debt service tax collections. Issues labeled ESCROW or ESC have either been fully funded in cash, or have had specific U. S. Treasury investments purchased to defease the issue which, with future interest earnings, will totally defease all remaining debt service. These escrow investments have been irrevocably pledged to the payment of debt service on the issue and are carried at cost. In some cases the escrow investments may be held in a separate account to defease more than one issue of the issuer.

ISSUE DATE

The date of issue is shown in this column.

INTEREST RATE

This column shows the interest rate, or range of rates, at which this bond was issued. It reflects the actual coupon rate, without regard to original issue premium or discount. It is always listed from lowest to highest, regardless of the order in the original issue. Some rates may have matured, and no longer be outstanding. Some issues owned by the West Virginia Department of Environmental Protection (MBC-DEP), the WV Bureau of Public Health (MBC-BPH) or the WV Infrastructure Council (MBC-UNB) were issued at an interest rate (0 – 3%) plus a 1% or ½% Administrative Fee which is also paid to the bondholder. They are labeled “+1% or 0.5% AF”.

ORIGINAL ISSUE

This column indicates the amount of the original issue. If the amount is preceded by an #, it indicates that the full amount of the loan has not yet been drawn down by the issuer.

OUTSTANDING

This column indicates the principal still outstanding as of the date of this report. For a few issues which have debt service due the first day of the following month and

which are paid by check, and not wire transfer, an * indicates the principal paid has already been deducted from the outstanding balance and the account balance. Refunded issues, which are fully escrowed with an escrow trustee (ET) will have that trustee listed in this column, if other than the Commission. Inquiries on these issues should be directed to the trustee (see Paying Agent address page).

ACCOUNT BALANCE

This column indicates the account balance as of the date of this report, following check payment of debt service due the first of next month, if any was due. If this is an escrow account, the balance may include both cash and escrow securities. The escrow investments are carried at cost, which may be significantly less, or more than their matured value, but will defease the issue.

LAST DEBT

This column gives the final maturity year for the bond issue. In some cases where a bond has been advance refunded with escrows purchased for a future call, the year of final call rather than the original final maturity may be shown.

DEBT MONTH

This column indicates the month's debt service is due on the issue on a calendar year basis, with the month of principal payment shown first. Issues with only one number have annual debt service. Issues labeled 99/99 have monthly debt service. Issues labeled 36/91 have quarterly debt service on the first day of the third (March), sixth, ninth and twelfth months. Issues labeled 25/81 are similar.

PAYING AGENT

Notwithstanding the Municipal Bond Commission's or the State Treasury's name appearing on a bond issue, the Commission pays most publicly held issues through paying agent banks. All funds to pay the debt service are transferred to these banks, and all coupon/bonds should be submitted directly to these banks for prompt payment. Coupons/bonds sent to the Commission will be forwarded to these banks, but it will delay payment to the bondholder. Attached is a list of paying agent and trustee banks with their mailing address. Due to numerous bank mergers and name changes, the bank shown in this column may not agree with the bank named on the original bond. Certain paying agents which apply only to government owned bonds are not included.

INSURED

If this issue is insured, an "I" will appear in this column.

COUNSEL-LEGAL OPINIONS

The Commission does not have legal opinions for these issues. Almost all issues now have a legal opinion printed on the bond, but many older issues do not. If a legal opinion is needed, it can be obtained from the bond counsel for the issue. Attached is a list of all known bond counsels and their addresses. In some cases two counsels are shown who served as co-bond counsel. Legal opinions were issued by both firms and may be obtained from either. On some old West Virginia issues, legal opinions were not required, and are not available.

DISCLAIMER

While every attempt has been made to verify the accuracy of this data, no guarantee of accuracy should be assumed.

ACCOUNT NAME	ISSUE DATE	INTEREST RATE	ORIGINAL ISSUE	OUTSTANDING 6/30/2009	ACCT - BAL 6/30/2009	LAST DEBT	DEBT MONTH	PAYING AGENT	BOND COUNSEL
Adrian PSD 00-A Water Reserve	10/6/2000				37,386.22				
Adrian PSD 04-A Water Reserve	2/18/2004				23,308.89				
Adrian PSD 08-A Water Reserve	10/23/2008				0.00				
Adrian PSD 08-B Water Revenue	10/23/2008	0.000%	#500,000	30,822	0.00	2048	36/91	MBC - UNB	JK
Adrian PSD 08-B Water Reserve	10/23/2008				13,117.47				
Adrian PSD 88 (Series 89) Water Reserve	7/21/1988				58,455.87				
Adrian PSD 96-A Water Reserve	9/11/1996				35,884.16				
Adrian PSD 96-B Water Reserve	9/11/1996				46,923.20				
Albright 09-A Water Revenue	5/21/2009	0.000%	#361,700	69,159	0.00	2049	36/91	MBC - UNB	S&J
Albright 09-A Water Reserve	5/21/2009				9,276.51				
Alderson 01-A Sewer Refunding Revenue	9/13/2001	5.000% - 5.850%	550,000	455,000	4,500.00	2025	10/04	MBC - DTC	S&J
Alderson 01-A Sewer Refunding Reserve	9/13/2001				33,771.96				
Alderson 86-B Sewer Revenue	8/18/1986	0.000%	90,762	39,563	7,313.10	2025	10/	MBC - BNY2	S&J
Alderson 86-B Sewer Reserve	8/18/1986				3,455.48				
Alpine Lake 06-A Water Reserve	8/10/2006				8,452.64				S&J
Alpine Lake 06-B Water Reserve	8/10/2006				4,539.99				S&J
Alpine Lake 08-A Water Reserve	1/10/2008				0.00				S&J
Ansted 00 Sewer Revenue	12/11/2000	0.000% - +0.5%AF	580,645	440,314	1,926.56	2032	36/91	MBC - DEP	S&J
Ansted 00 Sewer Reserve	12/11/2000				21,548.95				
Ansted 68 Sewer Revenue	10/1/1968	3.750%	270,000	P/O 10/06	3.59	2006	10/04	EDA-ATLANTA	GOVT
Ansted 99 Sewer Sys Design Revenue	4/13/1999	0.000% - +1.0%AF	183,285	96,222	946.45	2019	36/91	MBC - DEP	S&J
Ansted 99 Sewer Sys Design Reserve	4/13/1999				13,101.38				
Armstrong PSD (Deepwater) 94-A Sewer Rev	11/15/1994	6.750%	429,000	376,673	12,046.06	2033	10/04	MBC - BNY	JK
Armstrong PSD (Deepwater) 94-A Sewer Res	11/15/1994				31,744.47				
Armstrong PSD (Deepwater) 94-B Sewer Rev	11/15/1994	0.000%	37,540	12,663	205.51	2016	36/91	MBC - DEP	JK
Armstrong PSD (Deepwater) 94-B Sewer Res	11/15/1994				1,971.31				
Armstrong PSD 01-A Water Reserve	12/13/2001				17,899.17				
Armstrong PSD 02-A Sewer Revenue	12/1/2002	4.000% - 5.600%	785,000	635,000	17,082.12	2025	04/10	MBC - DTC	S&J
Armstrong PSD 02-A Sewer Reserve	12/1/2002				64,798.54				
Armstrong PSD 06-A Sewer Revenue BAN	12/21/2006	3.000% - 5.000%	50,000	50,000	-0.95	2019	36/91	MBC - BBT	JK
Armstrong PSD 74 Water Revenue	1/30/1974	5.000%	338,000	*84,698	11,692.82	2014	01/	USDA:RD-BKLY	GOVT
Armstrong PSD 74 Water Reserve	1/30/1974				20,082.75				
Athens 00 Water & Sewer Revenue	5/24/2000	2.000% - +1.0%AF	711,976	460,717	10,721.19	2021	36/91	MBC - DEP	S&J
Athens 00 Water & Sewer Reserve	5/24/2000				51,745.26				
Athens 04-A Water & Sewer Revenue	5/26/2004	0.000%	303,000	273,487	1,450.93	2044	36/91	MBC - UNB	S&J

ACCOUNT NAME	ISSUE DATE	INTEREST RATE	ORIGINAL ISSUE	OUTSTANDING 6/30/2009	ACCT - BAL 6/30/2009	LAST DEBT	DEBT MONTH	PAYING AGENT	BOND COUNSEL
Athens 04-A Water & Sewer Reserve	5/26/2004				3,178.88				
Athens 04-B Water & Sewer Revenue	5/26/2004	0.000% - +0.5%AF	2,262,000	1,979,250	14,940.67	2035	36/91	MBC - DEP	S&J
Athens 04-B Water & Sewer Reserve	5/26/2004				60,026.45				
Barbour County Schools 00 GO	6/15/2000	4.875% - 5.000%	7,500,000	960,000	391,174.56	2010	06/12	MBC - DTC	G&G
Barbour County Schools 00 GO Sur Col	6/15/2000				1,399,461.31				
Barrackville 08-A Sewer Revenue	6/6/2008	3.000% - 5.000%	#396,000	250,100	9,460.11	2048	14/71	MBC - BBT	S&J
Barrackville 08-A Sewer Reserve	6/6/2008				0.00				
Barrackville 85-A Sewer Revenue	12/9/1985	9.750%	618,894	506,382	27,830.55	2025	10/04	MBC - BNY	S&J
Barrackville 85-A Sewer Reserve	12/9/1985				62,443.53				
Barrackville 85-B Sewer Revenue	12/9/1985	0.000%	308,106	137,837	12,089.92	2025	10/	MBC - BNY2	S&J
Barrackville 85-B Sewer Reserve	12/9/1985				12,471.65				
Barrackville 87-A Sewer Revenue	11/6/1987	8.380%	100,379	80,586	4,090.34	2026	10/04	MBC - BNY	S&J
Barrackville 87-A Sewer Reserve	11/6/1987				8,869.64				
Barrackville 87-B Sewer Revenue	11/6/1987	0.000%	24,621	11,663	596.07	2026	10/	MBC - BNY2	S&J
Barrackville 87-B Sewer Reserve	11/6/1987				996.63				
Bath 02-A Water Revenue	12/9/2002	0.000% - +1.0%AF	#1,150,000	913,173	16,054.33	2033	36/91	MBC - BPH	JK
Bath 02-A Water Reserve	12/9/2002				25,502.32				
Bath 06-A Water Revenue	8/29/2006	0.000% - +1.0%AF	1,250,000	1,166,664	12,313.05	2037	36/91	MBC - BPH	JK
Bath 06-A Water Reserve	8/29/2006				9,541.37				
Bath 06-B Water Revenue	8/29/2006	0.000%	#1,237,000	1,194,238	8,116.41	2046	36/91	MBC - UNB	JK
Bath 06-B Water Reserve	8/29/2006				4,881.69				
Bath 08-A Water Refunding Revenue	11/5/2008	4.180%	1,091,000	1,069,470	27,090.72	2024	99/99	MBC - BBT:BH	S&J
Bath 08-A Water Refunding Reserve	11/5/2008				95,713.60				
Beckley 04-A Sewer Revenue	9/28/2004	2.000% - +1.0%AF	9,039,000	7,902,019	106,645.20	2026	36/91	MBC - DEP	VLF
Beckley 04-A Sewer Reserve	9/28/2004				180,719.58				
Beckley 98 Parking Revenue	6/15/1998	5.500% - 5.900%	1,840,000	1,485,000	36,324.20	2028	06/12	MBC - DTC	V&W
Beckley 98 Parking Reserve	6/15/1998				134,636.77				
Beckley 98-A Sewer Revenue	3/17/1998	2.000% - +1.0%AF	11,000,000	6,453,541	140,768.34	2020	36/91	MBC - DEP	V&W
Beckley 98-A Sewer Reserve	3/17/1998				708,702.81				
Belington 04-A Water & Sewer Reserve	7/15/2004				5,197.50				
Belington 04-B Water & Sewer Reserve	7/15/2004				11,584.85				
Belington 04-C Water & Sewer Revenue	7/15/2004	0.000%	1,000,000	909,091	2,475.48	2044	36/91	MBC - UNB	S&J
Belington 04-C Water & Sewer Reserve	7/15/2004				9,559.62				
Belington 97-A Water & Sewer Revenue	3/3/1997	6.250%	475,000	423,386	14,157.29	2035	10/04	MBC - BNY	S&J
Belington 97-A Water & Sewer Reserve	3/3/1997				33,007.70				

ACCOUNT NAME	ISSUE DATE	INTEREST RATE	ORIGINAL ISSUE	OUTSTANDING 6/30/2009	ACCT - BAL 6/30/2009	LAST DEBT	DEBT MONTH	PAYING AGENT	BOND I	COUNSEL
Belington 97-B W & S Sys Design Revenue	8/26/1997	2.000% - +1.0%AF	331,042	155,500	2,224.37	2017	36/91	MBC - DEP		S&J
Belington 97-B W & S Sys Design Reserve	8/26/1997				20,932.82					
Belle 08-A Sewer Revenue	11/20/2008	0.000% - +0.5%AF	#1,945,100	406,601	11,634.91	2039	36/91	MBC - DEP		S&J
Belle 08-A Sewer Reserve	11/20/2008				64,997.97					
Belmont 04-A Sewer Revenue	8/19/2004	0.000% - +0.5%AF	1,219,978	1,087,814	4,590.25	2036	36/91	MBC - DEP		S&J
Belmont 04-A Sewer Reserve	8/19/2004				14,211.65					S&J
Belmont 97-A Water Revenue	12/15/1997	6.250%	1,302,490	1,167,036	31,455.19	2035	10/04	MBC - BNY		S&J
Belmont 97-A Water Reserve	12/15/1997				90,576.28					
Benwood 00-A Sewer Revenue	12/20/2000	0.000% - +0.5%AF	318,300	241,363	3,311.38	2032	36/91	MBC - DEP		S&J
Benwood 00-A Sewer Reserve	12/20/2000				12,947.09					
Benwood 00-B Sewer Revenue	12/20/2000	0.000%	245,600	199,635	1,834.12	2040	36/91	MBC - UNB		S&J
Benwood 00-B Sewer Reserve	12/20/2000				8,076.21					
Benwood 72-B Water Reserve	1/1/1972				115.00					
Berkeley County PSD 01-A Water Revenue	9/25/2001	5.800%	2,010,000	1,880,670	59,102.09	2039	10/04	MBC - BNY		S&J
Berkeley County PSD 01-A Water Reserve	9/25/2001				132,693.68					
Berkeley County PSD 03-A Water Ref Rev	4/30/2003	2.000% - 3.200%	1,330,000	50,000	22,257.66	2010	03/09	MBC - DTC		S&J
Berkeley County PSD 03-A&B Water Reserve	4/30/2003				211,614.32					
Berkeley County PSD 03-B Water Ref Rev	4/30/2003	2.000% - 4.400%	2,030,000	1,445,000	68,541.75	2019	09/03	MBC - DTC		S&J
Berkeley County PSD 03-C Water Revenue	5/15/2003	5.000%	2,430,000	2,023,924	114,794.47	2023	10/04	MBC - BNY		S&J
Berkeley County PSD 03-C Water Reserve	5/15/2003				195,893.89					
Berkeley County PSD 04 Water Ref Revenue	12/30/2004	3.000% - 4.300%	10,000,000	9,175,000	347,160.36	2024	12/06	MBC - DTC		S&J
Berkeley County PSD 04 Water Ref Reserve	12/30/2004				781,935.62					
Berkeley County PSD 06 Water Revenue	12/28/2006	3.500% - 4.300%	10,000,000	10,000,000	137,408.62	2036	12/06	MBC - DTC		S&J
Berkeley County PSD 06 Water Reserve	12/28/2006		FSA INSURED		0.00					
Berkeley County PSD 07 Water BAN	2/8/2007	4.250%	20,000,000	15,000,000	332,530.60	2014	02/08	MBC - BK OF AM		S&J
Berkeley County PSD 07 Water BAN Reserve	2/8/2007				1,025,748.36					
Berkeley County PSD 07-A Water Revenue	12/21/2007	3.400% - 4.250%	2,300,000	2,300,000	17,718.94	2025	06/12	MBC - DTC		S&J
Berkeley County PSD 07-A Water Reserve	12/21/2007				0.00					
Berkeley County PSD 08 Water Revenue	1/24/2008	4.000% - 4.250%	9,500,000	9,500,000	156,698.77	2037	12/06	MBC - DTC		S&J
Berkeley County PSD 08 Water Reserve	1/24/2008		FSA INSURED		0.00					
Berkeley County PSD 09 Water Revenue	2/17/2009	2.000% - 4.400%	7,510,000	7,510,000	22,586.97	2028	12/06	MBC - DTC		S&J
Berkeley County PSD 09 Water Reserve	2/17/2009				712,603.00					
Berkeley County Schools 02 GO	2/1/2002	3.000% - 5.000%	27,800,000	17,385,000	1,009,642.76	2017	05/11	MBC - DTC	I	S&J
Berkeley County Schools 02 GO Sur Col	2/1/2002				1,075,148.38					
Berkeley County Sewer PSD 00-A Revenue	5/25/2000	0.000% - +0.5%AF	937,500	664,045	6,173.23	2030	36/91	MBC - DEP		S&J

ACCOUNT NAME	ISSUE DATE	INTEREST RATE	ORIGINAL ISSUE	OUTSTANDING 6/30/2009	ACCT - BAL 6/30/2009	LAST DEBT	DEBT MONTH	PAYING AGENT	BOND COUNSEL
Berkeley County Sewer PSD 00-A Reserve	5/25/2000				31,932.81				
Berkeley County Sewer PSD 01-A Revenue	3/30/2001	0.000% - 1.000%	429,000	269,547	2,702.94	2021	36/91	MBC - UNB	S&J
Berkeley County Sewer PSD 01-A Reserve	3/30/2001				20,091.34				
Berkeley County Sewer PSD 01-B Revenue	8/7/2001	0.000% - 0.500%	2,909,850	2,182,380	21,515.65	2031	36/91	MBC - DEP	S&J
Berkeley County Sewer PSD 01-B Reserve	8/7/2001				83,239.03				
Berkeley County Sewer PSD 02-A Revenue	5/9/2002	0.000% - +0.5%AF	750,000	581,250	4,945.14	2032	36/91	MBC - DEP	S&J
Berkeley County Sewer PSD 02-A Reserve	5/9/2002				19,169.18				
Berkeley County Sewer PSD 02-B Revenue	7/11/2002	0.000% - +0.5%AF	456,548	353,813	3,011.88	2032	36/91	MBC - DEP	S&J
Berkeley County Sewer PSD 02-B Reserve	7/11/2002				17,751.19				
Berkeley County Sewer PSD 02-C Revenue	8/28/2002	0.000% - +0.5%AF	30,500,000	25,807,688	209,936.72	2034	36/91	MBC - DEP	S&J
Berkeley County Sewer PSD 02-C Reserve	8/28/2002				522,172.83				
Berkeley County Sewer PSD 02-D Revenue	8/28/2002	5.800%	4,965,465	4,762,680	155,918.69	2039	10/04	MBC - BNY	S&J
Berkeley County Sewer PSD 02-D Reserve	8/28/2002				174,032.39				
Berkeley County Sewer PSD 02-E Revenue	8/28/2002	5.800%	560,822	540,707	16,926.94	2041	10/04	MBC - BBT	S&J
Berkeley County Sewer PSD 02-E Reserve	8/28/2002				19,323.55				
Berkeley County Sewer PSD 03-A Revenue	8/14/2003	2.000% - +1.0%AF	252,922	193,103	3,078.69	2023	36/91	MBC - DEP	S&J
Berkeley County Sewer PSD 03-A Reserve	8/14/2003				15,409.90				
Berkeley County Sewer PSD 03-B Revenue	8/14/2003	2.000% - +1.0%AF	330,862	252,607	4,030.97	2023	36/91	MBC - DEP	S&J
Berkeley County Sewer PSD 03-B Reserve	8/14/2003				20,156.79				
Berkeley County Sewer PSD 04-A Revenue	11/30/2004	0.000%	1,999,600	1,753,272	10,676.03	2039	36/91	MBC - UNB	S&J
Berkeley County Sewer PSD 04-A Reserve	11/30/2004				27,334.56				
Berkeley County Sewer PSD 06-A & B Res	10/19/2006				319,010.03				S&J
Berkeley County Sewer PSD 06-A Revenue	10/1/2006	3.800% - 4.650%	3,665,000	3,445,000	152,232.92	2025	10/04	MBC - DTC	S&J
Berkeley County Sewer PSD 06-B Revenue	10/1/2006	4.800%	240,000	240,000	4,686.15	2025	10/04	MBC - DTC	S&J
Berkeley County Sewer PSD 07-A Revenue	3/6/2007	4.100% - 5.000%	3,970,000	3,890,000	73,606.65	2047	03/09	MBC - DTC	S&J
Berkeley County Sewer PSD 07-A Reserve	3/6/2007				54,292.10				
Berkeley County Sewer PSD 07-B Reserve	3/6/2007				19,579.73				
Berkeley County Sewer PSD 07-C Reserve	3/6/2007				19,579.73				
Berkeley County Sewer PSD 07-D Reserve	3/6/2007				15,455.25				
Berkeley County Sewer PSD 07-E Reserve	3/6/2007				1,087.75				
Berkeley County Sewer PSD 07-F Reserve	3/6/2007				10,877.64				
Berkeley County Sewer PSD 86-B Revenue	3/7/1986	0.000%	1,638,194	732,876	43,721.08	2025	10/	MBC - BNY2	S&J
Berkeley County Sewer PSD 86-B Reserve	3/7/1986				50,282.00				
Berkeley County Sewer PSD 90-A Revenue	5/3/1990	7.850%	828,629	695,652	36,403.02	2029	10/04	MBC - BNY	S&J
Berkeley County Sewer PSD 90-A Reserve	5/3/1990				68,969.26				

ACCOUNT NAME	ISSUE DATE	INTEREST RATE	ORIGINAL ISSUE	OUTSTANDING 6/30/2009	ACCT - BAL 6/30/2009	LAST DEBT	DEBT MONTH	PAYING AGENT	BOND I COUNSEL
Berkeley County Sewer PSD 90-B Revenue	5/3/1990	0.000%	38,669	20,822	1,380.50	2029	10/	MBC - BNY2	S&J
Berkeley County Sewer PSD 90-B Reserve	5/3/1990				1,158.46				
Berkeley County Sewer PSD 94-A Revenue	10/5/1994	6.750%	494,288	433,998	19,134.80	2033	10/04	MBC - BNY	S&J
Berkeley County Sewer PSD 94-A Reserve	10/5/1994				36,575.33				
Berkeley County Sewer PSD 94-C Revenue	11/17/1994	0.000%	2,772,879	901,185	46,714.92	2015	36/91	MBC - DEP	S&J
Berkeley County Sewer PSD 94-C Reserve	11/17/1994				161,701.99				
Berkeley County Sewer PSD 95-A Revenue	2/9/1995	0.000%	3,837,640	1,295,190	53,933.05	2016	36/91	MBC - DEP	S&J
Berkeley County Sewer PSD 95-A Reserve	2/9/1995				223,796.40				
Berkeley County Sewer PSD 95-B Revenue	12/29/1995	0.000% - +1.0%AF	2,138,506	721,737	49,126.21	2016	36/91	MBC - DEP	S&J
Berkeley County Sewer PSD 95-B Reserve	12/29/1995				124,711.32				
Berkeley County Sewer PSD 96-A Revenue	2/13/1996	0.000% - +1.0%AF	319,902	107,955	7,345.34	2016	36/91	MBC - DEP	S&J
Berkeley County Sewer PSD 96-A Reserve	2/13/1996				18,689.56				
Berkeley County Sewer PSD 96-B Revenue	5/1/1996	0.000% - +1.0%AF	2,628,633	985,733	67,485.05	2016	36/91	MBC - DEP	S&J
Berkeley County Sewer PSD 96-B Reserve	5/1/1996				153,395.22				
Berkeley County Sewer PSD 96-C Revenue	5/1/1996	0.000% - +1.0%AF	837,579	314,079	21,247.18	2016	36/91	MBC - DEP	S&J
Berkeley County Sewer PSD 96-C Reserve	5/1/1996				48,930.32				
Berkeley County Sewer PSD 97-A Revenue	6/12/1997	2.000% - +1.0%AF	148,000	68,265	2,440.10	2017	36/91	MBC - DEP	S&J
Berkeley County Sewer PSD 97-A Reserve	6/12/1997				9,016.50				S&J
Berkeley County Sewer PSD 97-B Revenue	12/11/1997	2.000% - +1.0%AF	1,250,000	655,939	20,616.28	2018	36/91	MBC - DEP	S&J
Berkeley County Sewer PSD 97-B Reserve	12/11/1997				76,146.11				
Berkeley County Sewer PSD 99-A Revenue	10/28/1999	0.000% - +0.5%AF	30,707,296	23,030,466	212,677.15	2031	36/91	MBC - DEP	S&J
Berkeley County Sewer PSD 99-A Reserve	10/28/1999				876,448.77				
Berkeley Cty (Hedgesvile96) PSD 96 W Rev	8/6/1996	6.250%	677,158	601,982	21,392.92	2035	10/04	MBC - BNY	BRM
Berkeley Cty (Hedgesvile96) PSD 96 W Res	8/6/1996				46,943.28				
Berkeley Cty (Opequon 93) PSD 93-D W Rev	7/29/1993	6.750%	10,257,957	8,955,124	344,286.63	2033	10/04	MBC - BNY	BRM
Berkeley Cty (Opequon 93) PSD 93-D W Res	7/29/1993				754,699.25				
Berkeley Cty (Opequon 97) PSD 97 W Rev	6/25/1997	0.000%	3,339,090	371,010	115,532.66	2017	36/91	MBC - UNB	BRM
Berkeley Cty (Opequon 97) PSD 97 W Res	6/25/1997				187,759.24				
Berkeley Cty S PSD 06-A Cap Imp Fee Rev	11/1/2006	4.375% - 5.000%	15,405,000	14,445,000	775,480.67	2026	10/04	MBC - DTC	S&J
Berkeley Cty S PSD 06-A Cap Imp Fee Res	11/1/2006				1,233,086.19				S&J
Berkeley Cty Sch 03 Ref GO Spec Surplus	7/1/2003				0.00				
Berkeley Cty Schools 03 Ref GO	7/1/2003	2.000% - 3.125%	9,600,000	1,515,000	468,626.82	2010	06/12	MBC - DTC	S&J
Berkeley Cty Schools 03 Ref GO Sur Col	7/1/2003				701,138.53				
Berkeley Cty(Hedgesvile93A)PSD 93B W Rev	3/8/1993	7.750%	528,871	458,832	19,511.26	2031	10/04	MBC - BNY	BRM
Berkeley Cty(Hedgesvile93A)PSD 93B W Res	3/8/1993				43,548.20				

ACCOUNT NAME	ISSUE DATE	INTEREST RATE	ORIGINAL ISSUE	OUTSTANDING 6/30/2009	ACCT - BAL 6/30/2009	LAST DEBT	DEBT MONTH	PAYING AGENT	BOND COUNSEL
Berkeley Cty(Hedgesvile93B)PSD 93C W Rev	3/8/1993	0.000%	17,629	10,397	519.82	2031	10/	MBC - BNY2	BRM
Berkeley Cty(Hedgesvile93B)PSD 93C W Res	3/8/1993				522.56				
Bethany 05-A Sewer Revenue	2/22/2005	3.000%	1,250,000	1,106,660	14,218.91	2026	36/91	MBC - UNB	S&J
Bethany 05-A Sewer Reserve	2/22/2005				26,847.84				
Bethany 09-A Sewer Reserve	6/19/2009				0.00				
Beverly 01-A Sewer Revenue	9/11/2001	0.000% - +0.5%AF	300,000	227,500	1,966.82	2032	36/91	MBC - DEP	S&J
Beverly 01-A Sewer Reserve	9/11/2001				8,261.94				
Beverly 82-B Sewer Revenue	10/28/1982	0.000%	86,500	25,716	7,897.76	2019	10/	MBC - BNY2	S&J
Beverly 97-A Sewer Revenue	8/28/1997	0.000%	248,258	177,101	6,998.69	2037	36/91	MBC - UNB	S&J
Beverly 97-A Sewer Reserve	8/28/1997				8,447.89				
Big Bend PSD 98 Sewer Revenue	5/13/1998	0.000%	208,920	153,031	632.55	2038	36/91	MBC - UNB	JTP
Big Bend PSD 98 Sewer Reserve	5/13/1998				5,450.54				
Bingamon PSD 05-A Water Reserve	8/24/2005				4,359.37				
Bluefield 00-A Sewer Revenue	7/13/2000	0.000% - +1.0%AF	307,000	180,346	3,266.17	2021	36/91	MBC - DEP	VLF
Bluefield 00-A Sewer Reserve	7/13/2000				18,652.36				
Bluefield 04 Sewer Refunding Revenue	12/1/2004	3.250% - 4.200%	3,175,000	2,875,000	363,405.22	2017	07/01	MBC - DTC	S&J
Bluefield 04 Sewer Refunding Reserve	12/1/2004				391,399.35				
Bluefield 77 Sewerage System Revenue	11/1/1977	4.400% - 5.850%	5,720,000	ET:F COMMB	0.00	2011	10/04	US BANK	S&J
Bluefield 92 Sewer Refunding Reserve	6/1/1992				90,018.33				
Bluefield 95 Sewer Refunding Revenue	8/29/1995	0.000% - +1.0%AF	7,945,000	2,582,112	80,768.28	2015	36/91	MBC - DEP	S&J
Bluefield 95 Sewer Refunding Reserve	8/29/1995				443,147.30				
Bluefield 99-A (Series 98A) Sewer Rev	5/20/1999	0.000% - +1.0%AF	1,116,645	669,984	11,899.15	2021	36/91	MBC - DEP	VLF
Bluefield 99-A (Series 98A) Sewer Res	5/20/1999				67,834.70				
Bluwell PSD 00 Water Revenue	8/29/2000	0.000% - +1.0%AF	1,275,000	945,625	9,211.13	2031	36/91	MBC - BPH	S&J
Bluwell PSD 00 Water Reserve	8/29/2000				37,753.99				
Bluwell PSD 04 Water Reserve	6/30/2004				10,132.36				
Bluwell PSD 05-A Water Reserve	4/13/2005				4,581.69				
Bluwell PSD 05-B Water Reserve	4/13/2005				664.85				
Boone County PSD 00-A Water Revenue	4/26/2000	0.000% - +1.0%AF	2,130,000	1,562,000	8,180.40	2031	36/91	MBC - BPH	S&J
Boone County PSD 00-A Water Reserve	4/26/2000		LTR/CREDIT		0.00				
Boone County PSD 00-B Water Revenue	4/26/2000	0.000%	4,909,161	3,895,656	12,728.37	2040	36/91	MBC - UNB	S&J
Boone County PSD 00-B Water Reserve	4/26/2000		LTR/CREDIT		0.00				
Boone County PSD 08-A Sewer Revenue	4/16/2008	0.000%	1,200,000	1,200,000	0.00	2048	36/91	MBC - UNB	S&J
Boone County PSD 08-A Sewer Reserve	4/16/2008				31,645.83				
Boone Cty (Danville) PSD 93-A Sewer Rev	7/30/1993	6.750%	4,384,319	3,827,479	155,544.91	2033	10/04	MBC - BNY	S&J

ACCOUNT NAME	ISSUE DATE	INTEREST RATE	ORIGINAL ISSUE	OUTSTANDING 6/30/2009	ACCT - BAL 6/30/2009	LAST DEBT	DEBT MONTH	PAYING AGENT	BOND COUNSEL
Boone Cty (Danville) PSD 93-A Sewer Res	7/30/1993				322,563.96				
Boone-Raleigh PSD 07 Sewer Note	8/27/2007	3.000% - 5.000%	75,000	53,860	3,067.52	2013	36/91	MBC - BBT	RR
Boone-Raleigh PSD 07 Water Note	8/27/2007	3.000%	45,000	5,775	3,551.47	2009	36/91	MBC - BBT	RR
Boone-Raleigh PSD 94-A Sewer Revenue	7/20/1994	6.750%	1,543,981	1,355,656	52,728.77	2033	10/04	MBC - BNY	JK
Boone-Raleigh PSD 94-A Sewer Reserve	7/20/1994				118,024.76				
Boone-Raleigh PSD 94-B Sewer Revenue	7/20/1994	0.000%	518,919	162,150	2,861.81	2015	36/91	MBC - DEP	JK
Boone-Raleigh PSD 94-B Sewer Reserve	7/20/1994				28,615.63				
Bradley PSD 02-A Sewer Revenue	6/25/2002	0.000% - +0.5%AF	293,000	231,950	924.57	2033	36/91	MBC - DEP	G&G
Bradley PSD 02-A Sewer Reserve	6/25/2002				6,932.26				
Bradley PSD 05-A Sewer Ref Revenue	1/14/2005	0.000% - +0.5%AF	6,192,677	5,625,015	19,369.53	2036	36/91	MBC - DEP	G&G
Bradley PSD 05-A Sewer Ref Reserve	1/14/2005				83,240.15				
Bradshaw 93-A Sewer Revenue	3/31/1993	7.750%	245,806	213,253	10,199.33	2031	10/04	MBC - BNY	S&J
Bradshaw 93-A Sewer Reserve	3/31/1993				20,240.66				
Bradshaw 93-B Sewer Revenue	3/31/1993	0.000%	8,194	4,832	182.50	2031	10/	MBC - BNY2	S&J
Bradshaw 93-B Sewer Reserve	3/31/1993				228.78				
Branchland/Midkiff PSD 09-A Water Rev	6/24/2009	0.000%	#4,100,000	142,029	0.00	2049	36/91	MBC - UNB	S&J
Branchland/Midkiff PSD 09-A Water Res	6/24/2009				105,808.00				
Branchland/Midkiff PSD 98 Water Revenue	7/29/1998	0.000%	1,280,000	957,936	3,700.75	2038	36/91	MBC - UNB	G&G
Branchland/Midkiff PSD 98 Water Reserve	7/29/1998				36,811.64				
Braxton County Schools 08 GO	9/30/2008	3.250% - 5.250%	16,100,000	16,100,000	118,030.06	2029	11/05	MBC - DTC	BRM
Bridgeport 94 Sewer Revenue	12/9/1994	3.000%	421,497	159,613	7,007.23	2015	36/91	MBC - DEP	S&J
Bridgeport 94 Sewer Reserve	12/9/1994				28,167.08				
Bridgeport 95 Sewer Revenue	6/29/1995	2.000% - +1.0%AF	5,000,000	2,046,511	46,437.93	2016	36/91	MBC - DEP	S&J
Bridgeport 95 Sewer Reserve	6/29/1995				304,586.43				
Bridgeport 96 Water R&R	9/30/1996				276,816.10				
Bridgeport 96 Water Revenue	9/30/1996	5.500%	2,400,000	467,590	105,440.47	2011	10/04	MBC-WESBK:BH	S&J
Bridgeport 98 Sewer R&R	8/25/1998				200,226.52				
Bridgeport 98 Sewer Refunding Revenue	8/25/1998	5.150%	880,000	247,487	30,363.65	2012	10/04	MBC-WESBK:BH	S&J
Brooke County PSD 03-A Sewer Revenue	10/10/2003	0.000% - +0.5%AF	606,211	517,189	4,764.28	2035	36/91	MBC - DEP	BRM
Brooke County PSD 03-A Sewer Reserve	10/10/2003				28,040.53				
Brooke County PSD 03-A Water Revenue	10/10/2003	0.000%	764,000	670,949	3,711.07	2043	36/91	MBC - UNB	BRM
Brooke County PSD 03-A Water Reserve	10/10/2003				20,013.93				
Brooke County PSD 97-A Sewer Revenue	12/9/1997	0.000% - +1.0%AF	450,000	222,152	4,862.55	2019	36/91	MBC - DEP	JK
Brooke County PSD 97-A Sewer Reserve	12/9/1997				29,304.22				
Brooke County PSD 97-B Sewer Revenue	12/9/1997	0.000%	2,163,971	1,601,901	10,655.43	2037	36/91	MBC - UNB	JK

ACCOUNT NAME	ISSUE DATE	INTEREST RATE	ORIGINAL ISSUE	OUTSTANDING 6/30/2009	ACCT - BAL 6/30/2009	LAST DEBT	DEBT MONTH	PAYING AGENT	BOND COUNSEL
Brooke County PSD 97-B Sewer Reserve	12/9/1997				71,904.76				
Brooke County PSD 97-C Sewer Revenue	12/9/1997	1.000%	450,000	450,000	0.00	2037	36/91	MBC - UNB	JK
Brooke County PSD 97-C Sewer Reserve	12/9/1997				26,406.60				
Brooke County Schools 01 GO	3/1/2001	4.000% - 5.000%	15,000,000	8,430,000	35,477.89	2016	05/11	MBC - DTC	G&G
Brooke County Schools 01 GO Sur Col	3/1/2001				867,651.74				G&G
Buckhannon 09-A Sewer Ref Revenue	4/23/2009	4.230%	2,004,608	1,999,420	14,110.20	2025	99/99	MBC - BBT:BH	JK
Buckhannon 86-B Sewer Revenue	3/12/1986	0.000%	1,081,160	459,493	51,163.56	2025	10/	MBC - BNY2	VWL
Buckhannon 86-B Sewer Reserve	3/12/1986				51,393.55				
Buffalo 90-A Sewer Revenue	9/6/1990	8.100%	280,168	237,915	13,170.99	2029	10/04	MBC - BNY	JK
Buffalo 90-A Sewer Reserve	9/6/1990				28,047.09				
Buffalo 90-B Sewer Revenue	9/6/1990	0.000%	12,652	6,992	541.75	2029	10/	MBC - BNY2	JK
Buffalo 90-B Sewer Reserve	9/6/1990				512.34				
Buffalo 90-C Sewer Reserve	9/6/1990				59,481.31				S&J
Buffalo 97 Sewer Bond Anticipation Note	12/4/1997	0.000%	636,203	636,203	0.00	2002	12/	MBC - UNB	S&J
Buffalo 97-A Sewer Revenue	12/4/1997	0.000% - +1.0%AF	600,000	292,500	10,278.58	2019	36/91	MBC - DEP	S&J
Buffalo 97-A Sewer Reserve	12/4/1997				32,584.81				
Buffalo 97-B Lot 2 Sewer Revenue	12/4/1997	0.000%	768,395	565,142	9,721.86	2037	36/91	MBC - UNB	S&J
Buffalo 97-B Sewer Revenue	12/4/1997	0.000%	1,263,797	929,502	8,895.84	2037	36/91	MBC - UNB	S&J
Buffalo 97-B Sewer Reserve	12/4/1997				56,938.64				
Buffalo 97-C Sewer Revenue	12/4/1997	0.000% - +1.0%AF	600,000	600,000	0.00	2037	36/91	MBC - UNB	S&J
Buffalo 97-C Sewer Reserve	12/4/1997				0.00				S&J
Buffalo Creek PSD 02-A Sewer Revenue	8/21/2002	2.000% - +1.0%AF	355,500	267,374	4,122.67	2023	36/91	MBC - DEP	JK
Buffalo Creek PSD 02-A Sewer Reserve	8/21/2002				21,612.02				
Buffalo Creek PSD 90-A Sewer Revenue	7/24/1990	8.100%	438,497	372,365	16,137.83	2029	10/04	MBC - BNY	S&J
Buffalo Creek PSD 90-A Sewer Reserve	7/24/1990				37,466.38				
Buffalo Creek PSD 96-A Sewer Revenue	3/26/1996	2.000% - +1.0%AF	110,000	46,461	1,274.83	2016	36/91	MBC - DEP	JK
Buffalo Creek PSD 96-A Sewer Reserve	3/26/1996				6,688.20				
Buffalo Creek PSD 96-B Sewer Revenue	3/26/1996	2.000% - +1.0%AF	152,100	68,197	1,762.71	2017	36/91	MBC - DEP	JK
Buffalo Creek PSD 96-B Sewer Reserve	3/26/1996				9,247.08				
Buffalo Creek PSD 98-A Sewer Revenue	10/22/1998	2.000% - +1.0%AF	1,797,894	1,032,750	20,850.29	2019	36/91	MBC - DEP	JK
Buffalo Creek PSD 98-A Sewer Reserve	10/22/1998				109,310.31				
Cabell County Schools 06 GO	6/6/2006	3.000% - 5.000%	60,455,000	51,410,000	2,775,626.51	2021	05/11	MBC - DTC	S&J
Cabell County Schools 97 Ref GO Sur Col	7/1/1997				0.38				
Calhoun County Schools 96 GO	9/1/1996	4.625% - 6.625%	3,370,000	970,000	104,370.44	2012	05/11	CITY NB-CHAS	G&G
Calhoun County Schools 96 Sur Col	9/1/1996				285,337.35				

ACCOUNT NAME	ISSUE DATE	INTEREST RATE	ORIGINAL ISSUE	OUTSTANDING 6/30/2009	ACCT - BAL 6/30/2009	LAST DEBT	DEBT MONTH	PAYING AGENT	BOND COUNSEL
Camden-On-Gauley 97-B Sewer Revenue	8/28/1997	0.000%	555,400	401,321	10,059.65	2037	36/91	MBC - UNB	JK
Camden-On-Gauley 97-B Sewer Reserve	8/28/1997				16,154.18				
Cameron 00-A Sewer Revenue	7/13/2000	0.000%	2,530,188	2,064,100	10,114.71	2040	36/91	MBC - UNB	S&J
Cameron 00-A Sewer Reserve	7/13/2000				52,415.60				
Cameron 97-A Sewer Sys Design Revenue	11/13/1997	0.000% - +1.0%AF	450,000	196,875	5,610.39	2018	36/91	MBC - DEP	S&J
Cameron 97-A Sewer Sys Design Reserve	11/13/1997				22,503.77				
Canyon PSD 08-A Sewer Revenue	6/26/2008	0.000%	#5,000,000	3,980,882	2,231.30	2048	36/91	MBC - UNB	JK
Canyon PSD 08-A Sewer Reserve	6/26/2008				131,227.59				
Carpendale 91-A Sewer Revenue	10/10/1991	7.750%	968,298	840,067	40,226.48	2031	10/04	MBC - BNY	S&J
Carpendale 91-A Sewer Reserve	10/10/1991				79,731.14				
Carpendale 91-B Sewer Revenue	10/10/1991	0.000%	32,277	19,035	905.78	2031	10/	MBC - BNY2	S&J
Carpendale 91-B Sewer Reserve	10/10/1991				946.81				
Carpendale 94 Water Revenue	4/22/1994	6.750%	801,000	699,267	30,205.16	2033	10/04	MBC - BNY	S&J
Carpendale 94 Water Reserve	4/22/1994				58,930.90				
Cedar Grove 02 Sewer Revenue	7/31/2002	0.000% - +0.5%AF	1,500,000	1,200,000	9,001.24	2033	36/91	MBC - DEP	S&J
Cedar Grove 02 Sewer Reserve	7/31/2002				50,420.00				
Cedar Grove 81 (Series 79) Water R&R	4/1/1981				58,663.92				
Cedar Grove 81 (Series 79) Water Revenue	4/1/1981	5.000%	535,000	282,354	7,769.77	2021	04/	GMAC-CPLT1:B1T	JK
Cedar Grove 81 (Series 79) Water Reserve	4/1/1981				32,755.77				
Cedar Grove 94 Sewer Revenue	9/2/1994	6.750%	222,000	194,922	7,129.67	2033	10/04	MBC - BNY	JK
Cedar Grove 94 Sewer Reserve	9/2/1994				16,487.98				
Center PSD 05-A Sewer Revenue	8/30/2005	0.000%	197,500	182,308	2,148.62	2045	36/91	MBC - UNB	S&J
Center PSD 05-A Sewer Reserve	8/30/2005				1,622.13				
Center PSD 89-A Sewer Revenue	11/22/1989	8.400%	1,415,213	1,207,022	47,502.28	2029	10/04	MBC - BNY	S&J
Center PSD 89-A Sewer Reserve	11/22/1989				124,800.78				
Center PSD 89-B Sewer Revenue	11/22/1989	0.000%	209,787	112,962	4,487.11	2029	10/	MBC - BNY2	S&J
Center PSD 89-B Sewer Reserve	11/22/1989				6,256.99				
Central Barbour PSD 02-A Water Reserve	12/13/2002				33,518.42				
Central Boaz PSD 88-A Sewer Revenue	5/19/1988	9.000%	692,181	566,887	24,470.61	2026	10/04	MBC - BNY	BRD
Central Boaz PSD 88-A Sewer Reserve	5/19/1988				64,756.50				
Central Boaz PSD 88-B Sewer Revenue	5/19/1988	0.000%	248,215	117,576	5,024.56	2026	10/	MBC - BNY2	BRD
Central Boaz PSD 88-B Sewer Reserve	5/19/1988				6,531.81				
Central Hampshire PSD 05-A Sewer Revenue	3/11/2005	0.000%	1,725,000	1,725,000	0.00		36/91	MBC - UNB	S&J
Central Hampshire PSD 05-A Sewer Reserve	3/11/2005				0.00				
Central Hampshire PSD 05-B Sewer Revenue	3/11/2005	0.000%	1,599,500	1,534,928	3,777.61		36/91	MBC - UNB	S&J

ACCOUNT NAME	ISSUE DATE	INTEREST RATE	ORIGINAL ISSUE	OUTSTANDING 6/30/2009	ACCT - BAL 6/30/2009	LAST DEBT	DEBT MONTH	PAYING AGENT	BOND I COUNSEL
Central Hampshire PSD 05-B Sewer Reserve	3/11/2005				29,476.49				
Central Hampshire PSD 05-C Sewer Revenue	3/11/2005	0.000%	220,203	203,155	1,214.26		36/91	MBC - UNB	S&J
Central Hampshire PSD 05-C Sewer Reserve	3/11/2005				6,311.93				
Central Hampshire PSD 06-A Water Reserve	6/30/2006				11,051.97				
Central Hampshire PSD 99-A Sewer Revenue	4/27/1999	0.000% - +1.0%AF	2,836,000	1,595,250	27,892.31	2020	36/91	MBC - DEP	S&J
Central Hampshire PSD 99-A Sewer Reserve	4/27/1999				163,372.81				
Century-Volga PSD 03-A Water Reserve	6/13/2003				4,502.03				
Century-Volga PSD 08-A Water Revenue	4/16/2008	3.000% - 5.000%	#115,500	112,523	1,709.93	2028	47/11	MBC - BBT	S&J
Century-Volga PSD 08-A Water Reserve	4/16/2008				0.00				
Ceredo 07-A Water Revenue	6/14/2007	0.000% - +1.0%AF	#2,700,000	2,547,370	8,633.66	2039	36/91	MBC - BPH	S&J
Ceredo 07-A Water Reserve	6/14/2007				93,665.65				
Ceredo 91-A Sewer Revenue	7/10/1991	8.100%	618,069	524,856	31,597.75	2029	10/04	MBC - BNY	JK
Ceredo 91-A Sewer Reserve	7/10/1991				53,046.44				
Ceredo 91-B Sewer Revenue	7/10/1991	0.000%	27,906	15,422	1,826.45	2029	10/	MBC - BNY2	JK
Ceredo 91-B Sewer Reserve	7/10/1991				873.77				
Chapmanville 86-B Water & Sewer Revenue	3/25/1986	0.000%	99,740	42,390	5,984.99	2025	10/	MBC - BNY2	JK
Chapmanville 86-B Water & Sewer Reserve	3/25/1986				3,769.33				
Chapmanville 92 Water & Sewer Revenue	10/23/1992	3.000%	757,533	200,828	11,953.17	2013	36/91	MBC - DEP	JK
Chapmanville 92 Water & Sewer Reserve	10/23/1992				50,614.70				
Chapmanville 99-A Water & Sewer Revenue	8/24/1999	0.000% - +1.0%AF	140,000	77,000	1,461.29	2020	36/91	MBC - DEP	JK
Chapmanville 99-A Water & Sewer Reserve	8/24/1999				7,545.06				
Charles Town 00-A Water & Sewer Revenue	6/22/2000	2.000% - +1.0%AF	3,163,781	2,122,389	20,391.72	2021	36/91	MBC - DEP	S&J
Charles Town 00-A Water & Sewer Reserve	6/22/2000				192,726.29				
Charles Town 02-A Water & Sewer Revenue	8/22/2002	5.800%	1,100,000	1,037,222	29,007.79	2039	10/04	MBC - BNY	S&J
Charles Town 02-A Water & Sewer Reserve	8/22/2002				73,183.87				
Charles Town 02-B Water & Sewer Revenue	8/22/2002	0.000%	3,600,000	3,085,714	9,113.34	2042	36/91	MBC - UNB	S&J
Charles Town 02-B Water & Sewer Reserve	8/22/2002				103,796.40				
Charles Town 02-C Water & Sewer Revenue	12/1/2002	3.000% - 5.000%	4,135,000	3,655,000	76,873.42	2032	12/06	MBC - DTC	I S&J
Charles Town 02-C Water & Sewer Reserve	12/1/2002				265,798.94				
Charles Town 03-A Water & Sewer Revenue	1/1/2003		1,000,000	905,000	25,832.10	2032	12/06	MBC - DTC	S&J
Charles Town 03-A Water & Sewer Reserve	1/1/2003				72,095.20				
Charles Town 05-A Water & Sewer Revenue	6/1/2005	5.250% - 7.250%	2,355,000	660,000	10,828.36	2035	06/12	MBC - DTC	S&J
Charles Town 05-A Water & Sewer Reserve	6/1/2005				98,555.86				
Charles Town 06-A Water & Sewer Revenue	1/1/2006	6.500% - 7.250%	1,830,000	1,695,000	14,414.38	2028	06/12	MBC - DTC	S&J
Charles Town 06-A Water & Sewer Reserve	1/1/2006				165,415.87				

ACCOUNT NAME	ISSUE DATE	INTEREST RATE	ORIGINAL ISSUE	OUTSTANDING 6/30/2009	ACCT - BAL 6/30/2009	LAST DEBT	DEBT MONTH	PAYING AGENT	BOND COUNSEL
Charles Town 06-B Water & Sewer Revenue	7/27/2006	4.500% - 5.250%	2,000,000	1,820,000	21,007.09	2026	06/12	MBC - DTC	S&J
Charles Town 06-B Water & Sewer Reserve	7/27/2006				86,246.73				
Charles Town 07-A Water & Sewer BAN	4/11/2007	4.200%	1,070,000	1,070,000	12,715.50	2011	04/10	MBC - DTC	S&J
Charles Town 87-B W & S Revenue	11/18/1987	0.000%	413,629	195,929	10,898.35	2026	10/	MBC - BNY2	S&J
Charles Town 87-B W & S Reserve	11/18/1987				13,598.81				
Charles Town 88-B (B1) W & S Revenue	5/4/1988	0.000%	295,916	151,744	7,671.09	2028	10/	MBC - BNY2	S&J
Charles Town 88-B (B1) W & S Reserve	5/4/1988				9,026.54				
Charles Town 88-B (B2) W & S Revenue	5/20/1988	0.000%	558,000	286,148	14,315.00	2028	10/	MBC - BNY2	S&J
Charles Town 88-B (B2) W & S Reserve	5/20/1988				17,649.51				
Charles Town 89-B W & S Revenue	4/13/1989	0.000%	117,480	63,259	3,012.64	2029	10/	MBC - BNY2	S&J
Charles Town 89-B W & S Reserve	4/13/1989				3,585.87				
Charles Town 98 Water & Sewer Design Rev	9/29/1998	2.000% - +1.0%AF	437,601	245,974	7,221.08	2019	36/91	MBC - DEP	S&J
Charles Town 98 Water & Sewer Design Res	9/29/1998				26,656.76				
Charles Town 98 Water & Sewer Ref Rev	5/15/1998	3.700% - 5.250%	10,355,000	7,265,000	239,736.79	2028	10/04	MBC - DTC	S&J
Charles Town 98 Water & Sewer Ref Res	5/15/1998				796,092.33				
Charleston 01-A Sewer Revenue	2/22/2001	2.000% - +1.0%AF	1,111,357	771,668	18,341.14	2022	36/91	MBC - DEP	JK
Charleston 01-A Sewer Reserve	2/22/2001				67,702.33				
Charleston 01-B Sewer Revenue	5/22/2001	7.850%	823,741	737,683	37,831.03	2029	10/04	MBC - BNY	JK
Charleston 01-B Sewer Reserve	5/22/2001				73,136.04				
Charleston 01-C Sewer Revenue	5/22/2001	0.000%	30,492	22,080	1,120.64	2029	10/	MBC - BNY2	JK
Charleston 01-C Sewer Reserve	5/22/2001				1,336.43				
Charleston 02-A Sewer Ref Revenue	12/1/2002	2.000% - 3.700%	1,755,000	640,000	152,353.90	2012	01/07	MBC - DTC	JK
Charleston 02-A Sewer Ref Reserve	12/1/2002				175,870.23				
Charleston 02-B Sewer Ref Revenue	12/1/2002	2.000% - 4.430%	5,160,000	3,240,000	322,433.33	2017	01/07	MBC - DTC	JK
Charleston 02-B Sewer Ref Reserve	12/1/2002				486,496.64				
Charleston 04-A Sewer Revenue	3/23/2004	2.000% - +1.0%AF	9,835,120	8,168,894	96,223.30	2025	36/91	MBC - DEP	JK
Charleston 04-A Sewer Reserve	3/23/2004				599,122.26				
Charleston 05-A Parking Ref Revenue	3/8/2005	2.500% - 4.500%	8,710,000	6,190,000	213,953.14	2016	06/12	MBC - DTC	JK
Charleston 05-A Parking Ref Reserve	3/8/2005				872,835.66				
Charleston 05-A Sewer Revenue	5/5/2005	5.050%	36,617,310	35,471,066	811,705.49	2044	10/04	MBC - BNY	JK
Charleston 05-A Sewer Reserve	5/5/2005				2,167,462.44				
Charleston 05-B Parking Ref Revenue	4/1/2005	3.000% - 4.000%	2,655,000	1,290,000	84,380.11	2013	06/12	MBC - DTC	JK
Charleston 05-B Parking Ref Reserve	4/1/2005				266,059.26				
Charleston 05-B1 Sewer Revenue	5/5/2005	2.000%	1,822,690	1,726,906	36,604.98	2044	10/04	MBC - BBT	JK
Charleston 05-B2 Sewer Revenue	5/5/2005	2.000%	334,771	292,604	13,501.92	2044	10/04	MBC - BBT	JK

ACCOUNT NAME	ISSUE DATE	INTEREST RATE	ORIGINAL ISSUE	OUTSTANDING 6/30/2009	ACCT - BAL 6/30/2009	LAST DEBT	DEBT MONTH	PAYING AGENT	BOND I COUNSEL
Charleston 08-A Sewer Revenue	6/26/2008	2.000% - +1.0%AF	#9,000,000	8,165,580	0.00	2030	36/91	MBC - DEP	JK
Charleston 08-A Sewer Reserve	6/26/2008				548,236.17				
Charleston 89-A Sewer Revenue	3/21/1989	8.400%	1,912,194	1,630,892	85,472.96	2029	10/04	MBC - BNY	JK
Charleston 89-A Sewer Reserve	3/21/1989				168,627.48				
Charleston 89-B Sewer Revenue	3/21/1989	0.000%	283,458	152,631	7,522.39	2029	10/	MBC - BNY2	JK
Charleston 89-B Sewer Reserve	3/21/1989				7,306.71				
Charleston 89-C Sewer Revenue	11/21/1989	8.400%	829,856	707,776	37,099.89	2029	10/04	MBC - BNY	JK
Charleston 89-C Sewer Reserve	11/21/1989				73,180.73				
Charleston 89-D Sewer Revenue	11/21/1989	0.000%	123,015	66,239	3,274.67	2029	10/	MBC - BNY2	JK
Charleston 89-D Sewer Reserve	11/21/1989				4,169.59				
Charleston 93-A Sewer Revenue	12/2/1993	3.000%	773,237	227,441	5,101.90	2014	36/91	MBC - DEP	JK
Charleston 93-A Sewer Reserve	12/2/1993				51,663.06				
Charleston 96-A Sewer Revenue	10/9/1996	2.000% - +1.0%AF	2,671,058	1,300,385	44,079.10	2018	36/91	MBC - DEP	JK
Charleston 96-A Sewer Reserve	10/9/1996				162,710.58				
Charleston 96-B Sewer Revenue	11/26/1996	2.000% - +1.0%AF	395,299	182,333	6,522.91	2017	36/91	MBC - DEP	JK
Charleston 96-B Sewer Reserve	11/26/1996				24,082.11				
Charleston 97-A Sewer Revenue	7/22/1997	2.000% - +1.0%AF	732,688	366,010	12,092.28	2018	36/91	MBC - DEP	JK
Charleston 97-A Sewer Reserve	7/22/1997				44,633.95				
Charleston 97-B Sewer Revenue	10/7/1997	2.000% - +1.0%AF	5,237,584	2,813,956	86,432.93	2019	36/91	MBC - DEP	JK
Charleston 97-B Sewer Reserve	10/7/1997				319,055.77				
Charleston 98 Civic Center Imp Revenue	9/1/1998	4.600% - 5.100%	3,635,000	2,655,000	173,473.06	2023	09/03	MBC - DTC	G&G
Charleston 98-A Sewer Revenue	12/10/1998	2.000% - +1.0%AF	994,537	546,708	16,412.16	2019	36/91	MBC - DEP	JK
Charleston 98-A Sewer Reserve	12/10/1998				60,584.01				
Charleston 99 Civic Center Imp Revenue	12/23/1999	4.500% - 6.700%	4,060,000	3,240,000	126,799.75	2024	12/06	MBC - DTC	G&G
Charleston 99-A Sewer Revenue	6/22/1999	8.380%	686,229	586,655	34,370.22	2026	10/04	MBC - BNY	JK
Charleston 99-A Sewer Reserve	6/22/1999				64,558.06				
Charleston 99-B Sewer Revenue	6/22/1999	0.000%	132,072	84,904	4,955.60	2026	10/	MBC - BNY2	JK
Charleston 99-B Sewer Reserve	6/22/1999				6,130.82				
Charleston Public Improvement 89 GO	10/1/1989	7.100% - 7.200%	15,000,000	1,370,000	96,308.78	2009	10/04	UNITED B-CHAS	JK
Chas-Kan Cty Reg Devel Auth 00-A W Rev	1/27/2000	4.350% - 6.375%*	8,705,000	8,020,000	102,753.11	2039	06/12	MBC - BNY	VLF
Chas-Kan Cty Reg Devel Auth 00-B W Rev	1/27/2000	4.350% - 5.600%*	2,950,000	365,000	44,051.52	2010	06/12	MBC - BNY	VLF
Chas-Kan Cty Reg Devel Auth 05-A W Res	6/28/2005				37,373.07				S&J
Chas-Kan Cty Reg Devel Auth 09-A W Res	4/16/2009				22,954.29				S&J
Chas-Kan Cty Reg Devel Auth 09-B W Rev	6/29/2009	0.000%	#167,300	52,242	0.00	2048	36/91	MBC - UNB	S&J
Chas-Kan Cty Reg Devel Auth 09-B W Res	6/29/2009				0.00				S&J

ACCOUNT NAME	ISSUE DATE	INTEREST RATE	ORIGINAL ISSUE	OUTSTANDING 6/30/2009	ACCT - BAL 6/30/2009	LAST DEBT	DEBT MONTH	PAYING AGENT	BOND I	COUNSEL
Chelyan PSD 02 Sewer Revenue	6/4/2002	0.000%	3,118,574	2,673,063	14,792.04	2042	36/91	MBC - UNB		G&G
Chelyan PSD 02 Sewer Reserve	6/4/2002				49,389.89					
Chelyan PSD 94-A Sewer Revenue	4/22/1994	6.750%	1,023,500	893,508	36,659.24	2033	10/04	MBC - BNY		JK
Chelyan PSD 94-A Sewer Reserve	4/22/1994				75,301.12					
Chelyan PSD 94-B Sewer Revenue	4/22/1994	6.750%	175,276	153,015	6,279.08	2033	10/04	MBC - BNY		JK
Chelyan PSD 94-B Sewer Reserve	4/22/1994				12,897.46					
Chelyan PSD 95-A Sewer Revenue	6/29/1995	6.750%	634,000	556,669	22,841.13	2033	10/04	MBC - BNY		JK
Chelyan PSD 95-A Sewer Reserve	6/29/1995				46,915.06					
Chelyan PSD 99-A Sewer Revenue	7/15/1999	0.000% - +0.5%AF	2,518,000	1,825,528	16,477.80	2031	36/91	MBC - DEP		JK
Chelyan PSD 99-A Sewer Reserve	7/15/1999				79,073.27					
Chester 77 Water & Sewer Revenue	12/16/1977	5.000%	1,879,000	719,000	27,696.81	2017	04/10	GMAC-CPLT1:B1T		GOVT
Chester 77 Water & Sewer Reserve	12/16/1977				223,971.52					
Chester 88-A Water & Sewer Revenue	7/6/1988	9.000%	1,133,851	965,028	53,553.21	2028	10/04	MBC - BNY		S&J
Chester 88-A Water & Sewer Reserve	7/6/1988				106,213.58					
Chester 88-B Water & Sewer Revenue	7/6/1988	0.000%	283,463	145,371	7,511.93	2028	10/	MBC - BNY2		S&J
Chester 88-B Water & Sewer Reserve	7/6/1988				8,383.07					
Chester 96-A Water & Sewer Revenue	12/17/1996	0.000% - +1.0%AF	1,301,239	569,292	20,834.68	2018	36/91	MBC - DEP		S&J
Chester 96-A Water & Sewer Reserve	12/17/1996				74,935.11					
Chestnut Ridge PSD 95 Water Revenue	10/10/1995	6.750%	185,000	162,459	7,017.33	2033	10/04	MBC - BNY		S&J
Chestnut Ridge PSD 95 Water Reserve	10/10/1995				13,692.02					
Clarksburg 01-A Water Revenue	4/23/2001	2.000% - +1.0%AF	2,383,850	1,627,272	4,781.81	2022	36/91	MBC - BPH		S&J
Clarksburg 01-A Water Reserve	4/23/2001				144,909.94					
Clarksburg 02 Water Ref Revenue	7/1/2002	1.600% - 4.960%	16,260,000	10,515,000	107,049.66	2019	09/03	MBC - DTC	I	S&J
Clarksburg 02 Water Ref Reserve	7/1/2002				1,459,512.63					
Clarksburg 04-A Water Revenue	9/28/2004	5.000%	1,885,764	1,640,606	60,503.15	2024	04/10	MBC - BNY		S&J
Clarksburg 04-A Water Reserve	9/28/2004				151,380.40					S&J
Clarksburg 92 Water Imp & Ref Revenue	12/1/1992	3.250% - 6.800%	25,500,405	1,518,209	856,436.69	2012	09/	BANK OF NY	I	S&J
Clarksburg 92 Water Imp & Ref Reserve	12/1/1992				349,723.21					
Clarksburg 96 Sewer Revenue	10/24/1996	2.000% - +1.0%AF	6,484,243	3,239,152	71,189.46	2018	36/91	MBC - DEP		S&J
Clarksburg 96 Sewer Reserve	10/24/1996				394,997.80					
Clarksburg 98 Parking Revenue	8/10/1998	5.500%	#750,000	262,676	9,992.75	2013	06/12	MBC-WESBK:BH		S&J
Clarksburg 98 Parking Reserve	8/10/1998				78,290.49					
Clay 98-B Water & Sewer Revenue	3/27/1998	0.000%	185,000	136,064	397.02	2037	36/91	MBC - UNB		S&J
Clay 98-B Water & Sewer Reserve	3/27/1998				4,840.78					
Clay County PSD 05-A Water Reserve	12/19/2005				5,292.04					

ACCOUNT NAME	ISSUE DATE	INTEREST RATE	ORIGINAL ISSUE	OUTSTANDING 6/30/2009	ACCT - BAL 6/30/2009	LAST DEBT	DEBT MONTH	PAYING AGENT	BOND COUNSEL
Clay County PSD 94-B Water Revenue	10/21/1994	6.750%	333,000	292,383	11,381.78	2033	10/04	MBC - BNY	JK
Clay County PSD 94-B Water Reserve	10/21/1994				24,648.71				
Clay-Roane PSD 04-A Water Revenue	11/12/2004	0.000%	1,000,000	927,632	4,708.44	2044	36/91	MBC - UNB	G&G
Clay-Roane PSD 04-A Water Reserve	11/12/2004				7,935.58				
Clay-Roane PSD 04-B Water Reserve	11/12/2004				5,379.35				G&G
Clay-Roane PSD 08 Water Reserve	6/26/2008				0.00				G&G
Clay-Roane PSD 82 Water Reserve	9/24/1982				11,339.45				G&G
Clay-Roane PSD 90 Water Reserve	11/5/1990				26,575.76				G&G
Clay-Roane PSD 97 Water Reserve	4/4/1997				2,239.70				G&G
Claywood Park PSD 01 Sewer Revenue	1/4/2001	0.000% - +0.5%AF	1,800,000	1,365,000	8,201.89	2032	36/91	MBC - DEP	BRM
Claywood Park PSD 01 Sewer Reserve	1/4/2001				47,697.41				
Claywood Park PSD 03 Water Ref Revenue	6/1/2003	3.500% - 5.500%	975,000	795,000	16,464.34	2032	06/12	MBC - DTC	BRM
Claywood Park PSD 03 Water Ref Reserve	6/1/2003				75,874.84				
Claywood Park PSD 06-A Water Ref Reserve	6/28/2006				24,550.21				
Claywood Park PSD 06-B Water Ref Reserve	6/28/2006				5,025.08				
Claywood Park PSD 06-C Water Ref Reserve	6/28/2006				15,071.72				
Claywood Park PSD 08-A Sewer Revenue	10/27/2008	0.000% - +0.5%AF	#5,500,000	3,071,899	0.00	2041	36/91	MBC - DEP	S&J
Claywood Park PSD 08-A Sewer Reserve	10/27/2008				0.00				
Claywood Park PSD 08-B Sewer Revenue	10/27/2008	0.000%	#1,500,000	1,255,621	0.00	2048	36/91	MBC - UNB	S&J
Claywood Park PSD 08-B Sewer Reserve	10/27/2008				0.00				
Claywood Park PSD 09-A Sewer Revenue	6/18/2009	0.000% - +.25%AF	#1,027,500	354,106	0.00	2049	36/91	MBC - DEP	S&J
Claywood Park PSD 09-A Sewer Reserve	6/18/2009				0.00				
Claywood Park PSD 09-C Sewer Revenue	6/18/2009	0.000%	#100,000	41,147	0.00	2049	36/91	MBC - UNB	S&J
Claywood Park PSD 09-C Sewer Reserve	6/18/2009				0.00				
Claywood Park PSD 89-A Sewer Revenue	10/10/1989	8.400%	2,801,862	2,389,681	105,930.69	2029	10/04	MBC - BNY	JK
Claywood Park PSD 89-A Sewer Reserve	10/10/1989				247,081.67				
Claywood Park PSD 89-B Sewer Revenue	10/10/1989	0.000%	415,340	223,645	8,891.49	2029	10/	MBC - BNY2	JK
Claywood Park PSD 89-B Sewer Reserve	10/10/1989				10,923.80				
Clover PSD 01 Water Reserve	3/7/2001				5,970.11				
Cool Ridge-Flat Top PSD 07-A Water Res	3/1/2007				1,958.01				
Cool Ridge-Flat Top PSD 07-B Water Res	3/1/2007				3,219.87				
Cottageville PSD 99 Sewer Revenue	2/24/1999	2.000% - +1.0%AF	429,090	262,189	3,006.57	2020	36/91	MBC - DEP	G&G
Cottageville PSD 99 Sewer Reserve	2/24/1999				26,252.30				
Cowen PSD 04-A Water & Sewer Revenue	12/29/2004	0.000% - +1.0%AF	400,000	360,000	4,203.12	2036	36/91	MBC - BPH	S&J
Cowen PSD 04-A Water & Sewer Reserve	12/29/2004				5,721.85				

ACCOUNT NAME	ISSUE DATE	INTEREST RATE	ORIGINAL ISSUE	OUTSTANDING 6/30/2009	ACCT - BAL 6/30/2009	LAST DEBT	DEBT MONTH	PAYING AGENT	BOND COUNSEL
Cowen PSD 04-B Water & Sewer Revenue	12/29/2004	2.000% - +1.0%AF	800,000	699,371	15,160.58	2026	36/91	MBC - BPH	S&J
Cowen PSD 04-B Water & Sewer Reserve	12/29/2004				16,451.62				
Cowen PSD 94 Water & Sewer Revenue	4/6/1994	3.000%	268,500	90,453	3,407.27	2014	36/91	MBC - DEP	S&J
Cowen PSD 94 Water & Sewer Reserve	4/6/1994				17,940.89				
Crab Orchard-Macarthur PSD 01A Sewer Rev	10/3/2001	0.000% - +0.5%AF	6,818,600	5,398,050	26,001.93	2033	36/91	MBC - DEP	S&J
Crab Orchard-Macarthur PSD 01A Sewer Res	10/3/2001				232,360.87				
Crab Orchard-Macarthur PSD 06A Sewer Rev	9/6/2006	0.000% - +.5%AF	1,314,606	1,259,826	3,927.64	2038	36/91	MBC - DEP	S&J
Crab Orchard-Macarthur PSD 06A Sewer Res	9/6/2006				44,758.34				
Crab Orchard-Macarthur PSD 06B Sewer Rev	9/6/2006	0.000%	5,852,000	5,699,004	12,748.77	2046	36/91	MBC - UNB	S&J
Crab Orchard-Macarthur PSD 06B Sewer Res	9/6/2006				57,007.99				
Crab Orchard-Macarthur PSD 08A Sewer Rev	3/27/2008	0.000% - 3.910%	3,712,815	3,537,830	23,993.51	2025	99/99	MBC-BB&T:BH	BRM
Crab Orchard-Macarthur PSD 08A Sewer Res	3/27/2008				294,039.99				
Crab Orchard-Macarthur PSD 08B Sewer Rev	8/5/2008	0.000%	#275,000	54,863	0.00	2048	36/91	MBC - UNB	S&J
Crab Orchard-Macarthur PSD 08B Sewer Res	8/5/2008				0.00				
Crab Orchard-Macarthur PSD 08C Sewer Rev	12/4/2008	0.000% - +.5AF%	#270,000	13,500	0.00	2040	36/91	MBC - DEP	S&J
Crab Orchard-Macarthur PSD 08C Sewer Res	12/4/2008				0.00				
Crab Orchard-Macarthur PSD 86B Sewer Rev	5/29/1986	0.000%	161,688	70,479	3,916.07	2025	10/	MBC - BNY2	S&J
Crab Orchard-Macarthur PSD 86B Sewer Res	5/29/1986				4,244.96				
Crab Orchard-Macarthur PSD 96A S Ref Res	7/15/1996				0.00				
Crab Orchard-Macarthur PSD 97A Sewer Rev	6/5/1997	0.000% - +1.0%AF	250,000	118,750	1,895.18	2018	36/91	MBC - DEP	BRM
Crab Orchard-Macarthur PSD 97A Sewer Res	6/5/1997				12,882.45				
Crab Orchard-Macarthur PSD 97B Sewer Rev	6/5/1997	0.000%	1,774,300	1,284,838	6,416.18	2037	36/91	MBC - UNB	BRM
Crab Orchard-Macarthur PSD 97B Sewer Res	6/5/1997				47,293.32				
Crab Orchard-Macarthur PSD 99 Sewer Rev	12/16/1999	2.000% - +1.0%AF	478,630	309,717	3,689.19	2021	36/91	MBC - DEP	S&J
Crab Orchard-Macarthur PSD 99 Sewer Res	12/16/1999				29,158.02				
Craigsville PSD 05-A Sewer Revenue	7/11/2005	0.000%	1,272,440	1,197,591	12,229.37	2045	36/91	MBC - UNB	S&J
Craigsville PSD 05-A Sewer Reserve	7/11/2005				8,866.29				
Craigsville PSD 86-A Sewer Revenue	2/18/1986	9.750%	650,000	529,136	22,936.06	2025	10/04	MBC - BNY	S&J
Craigsville PSD 86-A Sewer Reserve	2/18/1986				65,244.51				
Craigsville PSD 98-A Water Revenue	1/6/1998	0.000%	1,361,000	994,577	4,173.39	2037	36/91	MBC - UNB	S&J
Craigsville PSD 98-A Water Reserve	1/6/1998				35,140.85				
Crum PSD 02-A Water Reserve	5/9/2002				26,300.00				
Crum PSD 93 Water Reserve	9/8/1993				8,862.45				
Culloden PSD 03-A Sewer Revenue	7/31/2003	0.000% - +0.5%AF	689,000	589,318	3,479.91	2043	36/91	MBC - DEP	S&J
Culloden PSD 03-A Sewer Reserve	7/31/2003				17,423.76				

ACCOUNT NAME	ISSUE DATE	INTEREST RATE	ORIGINAL ISSUE	OUTSTANDING 6/30/2009	ACCT - BAL 6/30/2009	LAST DEBT	DEBT MONTH	PAYING AGENT	BOND COUNSEL
Culloden PSD 03-C Sewer Ref Revenue	7/31/2003	5.000%	84,000	65,610	4,995.43	2020	10/04	MBC - BBT	S&J
Culloden PSD 03-C Sewer Ref Reserve	7/31/2003				7,437.40				
Culloden PSD 04-A Sewer Revenue	12/29/2004	0.000% - +0.5%AF	1,100,000	1,007,742	5,563.48	2044	36/91	MBC - DEP	S&J
Culloden PSD 04-A Sewer Reserve	12/29/2004				10,129.95				
Danese PSD 02-A Water Reserve	8/22/2002				11,687.98				
Delbarton 01-A Water Revenue	7/18/2001	0.000% - +1.0%AF	258,000	197,800	7,462.58	2032	36/91	MBC - BPH	S&J
Delbarton 01-A Water Reserve	7/18/2001				8,819.28				
Delbarton 99 Sewer Note	6/15/1999	0.000%	66,073	66,073	0.00	2004	06/	MBC - UNB	JK
Doddridge County Schools 04 GO	4/1/2004	3.500% - 3.600%	8,900,000	6,605,000	64,864.53	2019	05/11	MBC - DTC	BRM
Dunbar 99 Sewer Revenue	8/24/1999	0.000% - +0.5%AF	16,152,148	11,026,939	55,670.24	2027	36/91	MBC - DEP	JTP
Dunbar 99 Sewer Reserve	8/24/1999				528,378.49				
Durbin 87-A Sewer Revenue	3/12/1987	8.380%	144,503	55,260	9,583.70	2013	10/04	MBC - BNY	JK
Durbin 87-A Sewer Reserve	3/12/1987				14,044.99				
Durbin 87-B Sewer Revenue	3/12/1987	0.000%	34,470	6,894	2,194.13	2013	10/	MBC - BNY2	JK
Durbin 87-B Sewer Reserve	3/12/1987				1,529.09				
East Bank 87 Water Reserve	9/9/1987				10,021.43				JKHO
East Bank 95-A Sewer Revenue	7/27/1995	2.000% - +1.0%AF	559,373	193,562	6,584.44	2015	36/91	MBC - DEP	H&P
East Bank 95-A Sewer Reserve	7/27/1995				37,198.69				
East View PSD 86-A Sewer Revenue	6/13/1986	9.750%	340,000	277,449	17,714.52	2025	10/04	MBC - BNY	S&J
East View PSD 86-A Sewer Reserve	6/13/1986				34,212.92				
Eastern Wyoming PSD 01-A Water Revenue	10/16/2001	0.000% - +1.0%AF	360,000	270,000	1,201.61	2031	36/91	MBC - BPH	STB
Eastern Wyoming PSD 01-A Water Reserve	10/16/2001				9,667.27				
Eastern Wyoming PSD 04-A Water Revenue	8/24/2004	0.000% - +1.0%AF	570,000	503,500	1,903.24	2035	36/91	MBC - BPH	STB
Eastern Wyoming PSD 04-A Water Reserve	8/24/2004				6,817.42				
Eastern Wyoming PSD 06-A Water Revenue	1/12/2006	0.000% - +1.0%AF	2,570,000	2,420,081	8,584.31	2037	36/91	MBC - BPH	STB
Eastern Wyoming PSD 06-A Water Reserve	1/12/2006				15,745.25				
Elizabeth 02 Water Reserve	2/6/2002				7,650.28				
Elizabeth 08 Water Reserve	2/8/2008				0.00				
Elizabeth 82 Water Depreciation	6/9/1982				64,954.28				
Elizabeth 82 Water Reserve	6/9/1982				32,067.53				
Elizabeth 82-A Sewer R&R	9/13/1982				1,252.58				
Elizabeth 82-B Sewer Revenue	9/13/1982	0.000%	87,894	26,131	2,127.83	2019	10/	MBC - BNY2	S&J
Elizabeth 99 Sewer Revenue	8/31/1999	0.000% - +1.0%AF	108,000	62,100	1,080.70	2020	36/91	MBC - DEP	G&G
Elizabeth 99 Sewer Reserve	8/31/1999				5,268.79				
Elk Valley (Big Sandy) PSD 90-A S Rev	7/12/1990	8.100%	1,388,390	1,179,002	61,038.85	2029	10/04	MBC - BNY	S&J

ACCOUNT NAME	ISSUE DATE	INTEREST RATE	ORIGINAL ISSUE	OUTSTANDING 6/30/2009	ACCT - BAL 6/30/2009	LAST DEBT	DEBT MONTH	PAYING AGENT	BOND COUNSEL
Elk Valley (Big Sandy) PSD 90-A S Res	7/12/1990				119,158.21				
Elk Valley (Big Sandy) PSD 90-B S Rev	7/12/1990	0.000%	62,701	34,651	2,635.05	2029	10/	MBC - BNY2	S&J
Elk Valley (Big Sandy) PSD 90-B S Res	7/12/1990				2,658.05				
Elk Valley (Elk-Pinch) PSD 87A Sewer Rev	8/20/1987	8.380%	5,227,400	4,196,554	245,734.25	2026	10/04	MBC - BNY	LFG
Elk Valley (Elk-Pinch) PSD 87A Sewer Res	8/20/1987				461,784.96				
Elk Valley (Elk-Pinch) PSD 87B Sewer Rev	8/20/1987	0.000%	1,282,163	607,340	37,577.56	2026	10/	MBC - BNY2	LFG
Elk Valley (Elk-Pinch) PSD 87B Sewer Res	8/20/1987				35,019.87				
Elk Valley PSD 08-A Sewer Revenue	8/12/2008	0.000% - +0.5%AF	#18,061,117	6,509,880	0.00	2041	36/91	MBC - DEP	G&G
Elk Valley PSD 08-A Sewer Reserve	8/12/2008				0.00				G&G
Elk Valley PSD 08-B Sewer Grant Note	8/12/2008	3.000%	#1,183,677	0	0.00	2010	08/	MBC - WDA	G&G
Elkins 04-A Sewer Refunding Revenue	6/18/2004	4.250%	1,022,000	742,808	16,704.65	2019	99/99	MBC-DAVIS TR:BH	S&J
Elkins 04-A Sewer Refunding Reserve	6/18/2004				93,400.97				
Elkins 06-A Sewer Refunding Revenue	12/12/2006	2.000% - +1.0%AF	8,588,400	8,164,205	54,138.66	2028	36/91	MBC - DEP	S&J
Elkins 06-A Sewer Refunding Reserve	12/12/2006				523,176.92				
Elkins 08-A Sewer Refunding Reserve	5/16/2008				1,938.05				
Elkins 09-A Sewer Revenue	6/18/2009	0.000% - +1.0%AF	#883,280	666,656	0.00	2040	36/91	MBC - DEP	S&J
Elkins 09-A Sewer Reserve	6/18/2009				28,934.00				
Elkins 86-B Sewer Revenue	4/28/1986	0.000%	517,001	219,725	23,690.11	2025	10/	MBC - BNY2	JK
Elkins 86-B Sewer Reserve	4/28/1986				18,888.31				
Elkins 96-A Sewer Revenue	8/22/1996	2.000% - +1.0%AF	300,000	134,509	3,194.56	2017	36/91	MBC - DEP	S&J
Elkins 96-A Sewer Reserve	8/22/1996				18,274.29				
Elkins Road PSD 04-A Water Reserve	12/20/2004				7,077.10				
Elkins Road PSD 04-B Water Revenue	12/20/2004	0.000%	1,509,788	1,401,241	3,592.21	2044	36/91	MBC - UNB	S&J
Elkins Road PSD 04-B Water Reserve	12/20/2004				11,555.68				S&J
Elkins Road PSD 98-A Water Revenue	9/10/1998	0.000%	2,032,000	1,533,832	8,670.10	2038	36/91	MBC - UNB	S&J
Elkins Road PSD 98-A Water Reserve	9/10/1998				57,629.10				
Enlarged Hepzibah PSD 05-A Sewer Reserve	7/25/2005				618.35				
Enlarged Hepzibah W PSD 03-A Sewer Rev	9/23/2003	0.000% - +0.5%AF	1,900,000	1,630,822	-41.93	2035	36/91	MBC - DEP	S&J
Enlarged Hepzibah W PSD 03-A Sewer Res	9/23/2003				5,284.94				
Fairmont 03-A Sewer Revenue	6/26/2003	0.000% - +0.5%AF	#485,543	408,650	2,142.73	2034	36/91	MBC - DEP	S&J
Fairmont 03-A Sewer Reserve	6/26/2003				19,220.39				
Fairmont 07-A Sewer Revenue	10/11/2007	2.000% - +1.0%AF	#5,577,760	4,687,226	43,422.49	2029	36/91	MBC - DEP	S&J
Fairmont 07-A Sewer Reserve	10/11/2007				12,103.13				
Fairmont 08-A Water Revenue	6/26/2008	0.000% - +1.0%AF	#2,750,000	2,517,739	8,774.26	2039	36/91	MBC - BPH	S&J
Fairmont 08-A Water Reserve	6/26/2008				92,635.75				

ACCOUNT NAME	ISSUE DATE	INTEREST RATE	ORIGINAL ISSUE	OUTSTANDING 6/30/2009	ACCT - BAL 6/30/2009	LAST DEBT	DEBT MONTH	PAYING AGENT	BOND I	COUNSEL
Fairmont 09-A Water BAN	3/26/2009	0.000% - 3.000%	#519,400	102,273	46,981.24	2012	14/71	MBC - BBT		S&J
Fairmont 83 Water Revenue	12/2/1983	6.500% - 10.000%	10,500,000	ET:OV B-CHA	0.00	2013	07/01	BBT		JK
Fairmont 85 & 88 Sewer Ref Depreciation	9/15/1985				953.85					
Fairmont 85 & 88 Sewer Ref Reserve	9/15/1985				87,124.62					
Fairmont 88 Sewer Ref Revenue	11/30/1988	6.600% - 7.750%	3,680,320	430,508	468,600.97	2011	11/	BK OF NY	I	S&J
Fairmont 97 Water Ref Revenue	6/1/1997	4.250% - 5.500%	10,260,000	4,400,000	911,712.33	2013	07/01	BANK OF NY	I	S&J
Fairmont 97 Water Ref Reserve	6/1/1997		LTR/CREDIT		6,934.15					
Fairmont 98 Water Revenue	12/15/1998	3.600% - 4.900%	9,600,000	8,820,000	340,629.56	2029	07/01	MBC - DTC	I	S&J
Fairmont 98 Water Reserve	12/15/1998				816,450.02					
Fairmont 99 Water Revenue	1/1/1999	4.500% - 5.250%	19,945,000	19,945,000	502,479.71	2029	07/01	MBC - DTC	I	S&J
Fairmont 99 Water Reserve	1/1/1999				1,835,767.83					
Farmington 07-A Sewer Revenue	11/14/2007	0.000%	#320,000	285,717	1,363.22	2047	36/91	MBC - UNB		S&J
Farmington 07-A Sewer Reserve	11/14/2007				8,465.84					
Fayetteville 93-A Water & Sewer Rev Escrow	5/14/1993	6.750%	450,000	144,075	156,549.02	2012	10/04	MBC - BNY		S&J
Fayetteville 93-A Water & Sewer Reserve	5/14/1993				34,582.44					
Flatwoods-Canoe Run PSD 01 W Imp&Ref Rev	10/1/2001	4.250% - 5.650%	2,240,000	2,000,000	42,198.02	2031	10/04	MBC - DTC		G&G
Flatwoods-Canoe Run PSD 01 W Imp&Ref Res	10/1/2001				153,841.99					
Flatwoods-Canoe Run PSD 05-A Water Rev	12/8/2005	0.000%	5,085,825	4,819,899	22,165.23	2045	36/91	MBC - UNB		S&J
Flatwoods-Canoe Run PSD 05-A Water Res	12/8/2005				27,700.06					
Flatwoods-Canoe Run PSD 07-A Water Rev	4/24/2007	0.000%	#1,014,000	984,169	4,362.28	2047	36/91	MBC - UNB		S&J
Flatwoods-Canoe Run PSD 07-A Water Res	4/24/2007				2,416.64					
Flatwoods-Canoe Run PSD 90-A Sewer Rev	11/14/1990	8.100%	1,147,938	974,812	34,850.99	2029	10/04	MBC - BNY		S&J
Flatwoods-Canoe Run PSD 90-A Sewer Res	11/14/1990		LTR/CREDIT		2.03					
Flatwoods-Canoe Run PSD 90-B Sewer Rev	11/14/1990	0.000%	51,842	28,649	1,036.94	2029	10/	MBC - BNY2		S&J
Flatwoods-Canoe Run PSD 90-B Sewer Res	11/14/1990				1,368.87					
Flatwoods-Canoe Run PSD 90-C Sewer Res	11/14/1990				32,367.76					
Flatwoods-Canoe Run PSD 91-A Sewer Rev	11/15/1991	7.750%	275,806	236,199	7,761.72	2031	10/04	MBC - BNY		S&J
Flatwoods-Canoe Run PSD 91-A Sewer Res	11/15/1991		LTR/CREDIT		2.65					
Flatwoods-Canoe Run PSD 91-B Sewer Rev	11/15/1991	0.000%	9,194	5,422	179.19	2031	10/	MBC - BNY2		S&J
Flatwoods-Canoe Run PSD 91-B Sewer Res	11/15/1991				236.70					
Flatwoods-Canoe Run PSD 94 Sewer Revenue	4/14/1994	0.000%	2,896,000	838,310	13,911.98	2014	36/91	MBC - DEP		S&J
Flatwoods-Canoe Run PSD 94 Sewer Reserve	4/14/1994		LTR/CREDIT		0.23					
Flatwoods-Canoe Run PSD 96-A Water Res	6/12/1996				8,403.95					
Flatwoods-Canoe Run PSD 96-B Water Res	6/12/1996				2,539.33					
Flatwoods-Canoe Run PSD 97 Sewer Revenue	2/11/1997	0.000% - +1.0%AF	400,000	175,000	2,010.31	2018	36/91	MBC - DEP		S&J

ACCOUNT NAME	ISSUE DATE	INTEREST RATE	ORIGINAL ISSUE	OUTSTANDING 6/30/2009	ACCT - BAL 6/30/2009	LAST DEBT	DEBT MONTH	PAYING AGENT	BOND I COUNSEL
Flatwoods-Canoe Run PSD 97 Sewer Reserve	2/11/1997		LTR/CREDIT		0.21				
Flatwoods-Canoe Run PSD 98-B Water Rev	9/24/1998	3.000%	890,000	751,099	5,298.12	2038	36/91	MBC - UNB	S&J
Flatwoods-Canoe Run PSD 98-B Water Res	9/24/1998				38,662.06				
Flemington 98-A Sewer Revenue	6/4/1998	0.000% - +1.0%AF	160,000	84,000	731.70	2019	36/91	MBC - DEP	S&J
Flemington 98-A Sewer Reserve	6/4/1998				7,999.90				
Flemington 98-B Sewer Revenue	6/4/1998	0.000%	663,700	495,620	1,432.19	2038	36/91	MBC - UNB	S&J
Flemington 98-B Sewer Reserve	6/4/1998				17,238.72				
Follansbee 02-A Water Revenue	8/16/2002	5.800%	7,790,000	7,345,415	122,380.59	2039	10/04	MBC - BNY	S&J
Follansbee 02-A Water Reserve	8/16/2002				340,318.81				
Follansbee 98-A Sewer Revenue	6/4/1998	0.000% - +1.0%AF	8,616,372	4,631,287	33,149.33	2020	36/91	MBC - DEP	S&J
Follansbee 98-A Sewer Reserve	6/4/1998				430,820.05				
Fort Gay 99-A Water Revenue	7/19/1999	0.000% - +1.0%AF	305,000	210,946	1,042.60	2030	36/91	MBC - BPH	JK
Fort Gay 99-A Water Reserve	7/19/1999				9,763.69				
Fountain PSD 07-A Water Reserve	1/7/2007				1,601.89				S&J
Fountain PSD 07-B Water Revenue	1/9/2007	0.000%	1,140,000	1,103,225	4,885.43	2046	36/91	MBC - UNB	S&J
Fountain PSD 07-B Water Reserve	1/9/2007				6,867.03				
Fountain PSD 90-A Water Revenue	4/20/1990	7.850%	356,633	299,400	13,155.93	2029	10/04	MBC - BNY	S&J
Fountain PSD 90-A Water Reserve	4/20/1990				29,551.51				
Fountain PSD 90-B Water Revenue	4/20/1990	0.000%	16,642	8,961	539.78	2029	10/	MBC - BNY2	S&J
Fountain PSD 90-B Water Reserve	4/20/1990				427.43				
Frankfort PSD 00-A Sewer Revenue	6/22/2000	0.000% - +0.5%AF	500,000	379,157	2,819.21	2032	36/91	MBC - DEP	S&J
Frankfort PSD 00-A Sewer Reserve	6/22/2000				13,445.35				
Frankfort PSD 00-B Sewer Revenue	6/22/2000	0.000%	1,572,459	1,274,397	7,061.82	2040	36/91	MBC - UNB	S&J
Frankfort PSD 00-B Sewer Reserve	6/22/2000				33,162.67				
Frankfort PSD 06-A Sewer Revenue	4/25/2006	0.000%	#200,000	155,500	1,682.13	2027	36/91	MBC - UNB	S&J
Frankfort PSD 06-A Sewer Reserve	4/25/2006				2,198.11				
Frankfort PSD 08-A Water Revenue	5/6/2008	0.000%	400,000	392,404	837.54	2048	36/91	MBC - UNB	S&J
Frankfort PSD 08-A Water Reserve	5/6/2008				840.62				
Franklin 03 Sewer Revenue	2/11/2003	0.000% - +0.5%AF	1,332,645	1,110,525	9,455.70	2034	36/91	MBC - DEP	S&J
Franklin 03 Sewer Reserve	2/11/2003				22,580.43				
Franklin 03-A Water Revenue	12/17/2003	0.000% - +1.0%AF	2,528,623	2,149,330	20,289.98	2034	36/91	MBC - BPH	S&J
Franklin 03-A Water Reserve	12/17/2003				38,631.51				
Franklin 87-A Sewer Revenue	6/8/1987	8.380%	220,741	84,414	15,288.46	2013	10/04	MBC - BNY	S&J
Franklin 87-A Sewer Reserve	6/8/1987				21,362.01				
Franklin 87-B Sewer Revenue	6/8/1987	0.000%	52,655	10,531	1,662.16	2013	10/	MBC - BNY2	S&J

ACCOUNT NAME	ISSUE DATE	INTEREST RATE	ORIGINAL ISSUE	OUTSTANDING 6/30/2009	ACCT - BAL 6/30/2009	LAST DEBT	DEBT MONTH	PAYING AGENT	BOND I COUNSEL
Franklin 87-B Sewer Reserve	6/8/1987				2,107.47				
Franklin 94 Water Revenue	5/27/1994	6.750%	309,000	269,755	12,100.83	2033	10/04	MBC - BNY	S&J
Franklin 94 Water Reserve	5/27/1994				22,733.85				
Friendly PSD 04-A Sewer Revenue	9/28/2004	0.000%	252,100	226,408	618.73	2044	36/91	MBC - UNB	S&J
Friendly PSD 04-A Sewer Reserve	9/28/2004				2,739.87				S&J
Friendly PSD 05-A Water Revenue	3/11/2005	0.000%	300,000	276,774	731.78	2045	36/91	MBC - UNB	S&J
Friendly PSD 05-A Water Reserve	3/11/2005				2,481.03				
Friendly PSD 05-B Water Revenue	3/11/2005	5.000%	40,000	19,881	5,597.94	2011	10/04	MBC - BBT	S&J
Friendly PSD 05-B Water Reserve	3/11/2005				7,391.85				S&J
Friendly PSD 08-A Water Revenue	12/4/2008	0.000%	#2,450,000	1,705,930	0.00	2048	36/91	MBC - UNB	S&J
Friendly PSD 08-A Water Reserve	12/4/2008				0.00				
Friendly PSD 94-A Water Reserve	6/22/1994				19,877.63				
Friendly PSD 94-B Water Reserve	11/3/1994				4,307.86				
Friendly PSD 97 Water Reserve	6/11/1997				20,186.31				
Gap Mills PSD 07-A Water Reserve	5/21/2007				313.22				S&J
Gap Mills PSD 07-B Water Reserve	5/21/2007				71.40				S&J
Gary 00-A Water Revenue	8/1/2000	0.000% - +0.5%AF	1,786,911	1,325,290	11,888.80	2031	36/91	MBC - BPH	JK
Gary 00-A Water Reserve	8/1/2000				52,946.10				
Gauley River PSD 05-A Water Reserve	11/2/2005				15,266.26				
Gauley River PSD 07-A Water Revenue	11/13/2007	0.000%	354,818	343,588	1,505.47	2047	36/91	MBC - UNB	JK
Gauley River PSD 07-A Water Reserve	11/13/2007				1,281.14				
Gauley River PSD 86-A Water Revenue	5/9/1986	9.750%	123,230	100,828	6,441.44	2025	10/04	MBC - BNY	JK
Gauley River PSD 86-A Water Reserve	5/9/1986				12,434.33				
Gauley River PSD 86-B Water Revenue	5/9/1986	0.000%	61,350	27,445	3,003.80	2025	10/	MBC - BNY2	JK
Gauley River PSD 86-B Water Reserve	5/9/1986				3,341.56				
Gilbert 98-A Sewer Revenue	9/29/1998	0.000% - +1.0%AF	1,250,000	671,875	20,257.68	2020	36/91	MBC - DEP	JK
Gilbert 98-A Sewer Reserve	9/29/1998				69,467.04				
Gilbert 98-B Sewer Revenue	9/29/1998	1.000%	1,250,000	1,250,000	0.00	2038	36/91	MBC - UNB	JK
Gilbert 98-B Sewer Reserve	9/29/1998				0.00				
Gilmer County PSD 05-A Water Revenue	4/19/2005	0.000%	1,470,000	1,365,000	3,708.38	2045	36/91	MBC - UNB	S&J
Gilmer County PSD 05-A Water Reserve	4/19/2005				11,048.95				
Gilmer County PSD 05-B Water Revenue	4/19/2005	0.000% - +1.0%AF	1,639,000	1,488,751	5,602.89	2036	36/91	MBC - BPH	S&J
Gilmer County PSD 05-B Water Reserve	4/19/2005				15,810.43				
Gilmer County PSD 08-A Water Revenue	4/16/2008	0.000%	#1,325,000	1,303,107	0.00	2048	36/91	MBC - UNB	S&J
Gilmer County PSD 08-A Water Reserve	4/16/2008				34,939.15				

ACCOUNT NAME	ISSUE DATE	INTEREST RATE	ORIGINAL ISSUE	OUTSTANDING 6/30/2009	ACCT - BAL 6/30/2009	LAST DEBT	DEBT MONTH	PAYING AGENT	BOND I	COUNSEL
Glen Dale 98-A Water Revenue	8/26/1998	6.250%	500,000	450,208	17,473.74	2035	10/04	MBC - BNY		S&J
Glen Dale 98-A Water Reserve	8/26/1998				34,982.90					
Glen Rogers PSD 06-A Sewer Revenue	6/27/2006	0.000% - +0.5%AF	160,000	145,326	552.56	2036	36/91	MBC - DEP		S&J
Glen Rogers PSD 06-A Sewer Reserve	6/27/2006				1,517.20					S&J
Glen White Trap Hill 07-A Water Reserve	9/26/2007				0.00					
Glenville 98 Water & Sewer Reserve	10/21/1998				80,039.64					S&J
Grafton 00 Water & Sewer Sys Design Rev	7/7/2000	0.000% - +0.5%AF	718,500	526,884	3,571.23	2031	36/91	MBC - DEP		S&J
Grafton 00 Water & Sewer Sys Design Res	7/7/2000				27,937.15					
Grafton 02 Hospital Ref Revenue	1/3/2002	VARIABLE- 5.270%	1,500,000	1,125,556	30,455.22	2022	14/71	MBC-HUNT NB:BH		S&J
Grafton 02 Hospital Ref Reserve	1/3/2002				15,254.39					
Grafton 05-A Water & Sewer Revenue	12/19/2005	0.000% - +0.5%AF	#4,227,582	4,047,941	12,811.63	2038	36/91	MBC - DEP		S&J
Grafton 05-A Water & Sewer Reserve	12/19/2005				159,560.64					
Grafton 94 Water & Sewer Revenue	7/27/1994	6.750%	2,830,000	2,470,570	106,721.12	2033	10/04	MBC - BNY		S&J
Grafton 94 Water & Sewer Reserve	7/27/1994				208,210.53					
Grandview-Doolin PSD 00-A Water Revenue	5/2/2000	0.000% - +1.0%AF	1,483,979	1,100,602	9,584.00	2031	36/91	MBC - BPH		S&J
Grandview-Doolin PSD 00-A Water Reserve	5/2/2000				49,573.05					
Grandview-Doolin PSD 00-B Water Revenue	5/2/2000		3,305,290	2,639,937	11,779.32	2040	36/91	MBC - UNB		S&J
Grandview-Doolin PSD 00-B Water Reserve	5/2/2000				86,034.28					
Grant County Memorial Hosp 98-A Ref GO	5/1/1998	3.850% - 5.300%	1,780,000	1,020,000	164,643.71	2019	04/10	WESBK-WHEEL	I	JK
Grant County PSD 05-A Water Revenue	7/28/2005	0.000%	1,833,369	1,703,259	8,507.28	2045	36/91	MBC - UNB		JK
Grant County PSD 05-A Water Reserve	7/28/2005				14,612.24					JK
Grant County PSD 08-A Water Reserve	3/27/2008				0.00					
Grant Town 07-A Water Revenue	12/20/2007	0.000%	#147,560	139,226	1,225.45	2028	36/91	MBC - UNB		S&J
Grant Town 07-A Water Reserve	12/20/2007				672.48					S&J
Grantsville 08-A Sewer Revenue	3/11/2008	3.000% - 5.000%	#135,800	120,463	3,838.28	2048	47/11	MBC - BBT		S&J
Grantsville 08-A Sewer Reserve	3/11/2008				0.00					
Grantsville 73 & 90 Sewer Reserve	9/5/1973				6,046.93					---/G&G
Grantsville 73 Sewer Depreciation	9/5/1973				826.21					
Grantsville 73 Sewer Revenue	9/5/1973	5.000%	164,000	*29,430	4,866.16	2013	01/	USDA:RD-PKBG		GOVT
Grantsville 91 Water Depreciation	2/27/1991				5,700.52					
Grantsville 91 Water Reserve	2/27/1991				4,725.50					
Greater Harrison Cty PSD 03-A Sewer Rev	6/26/2003	0.000% - +0.5%AF	1,981,165	1,749,595	4,829.86	2043	36/91	MBC - DEP		S&J
Greater Harrison Cty PSD 03-A Sewer Res	6/26/2003				53,477.61					
Greater Harrison Cty PSD 03-B Sewer Rev	6/26/2003	0.000%	4,130,000	3,647,273	9,183.95	2043	36/91	MBC - UNB		S&J
Greater Harrison Cty PSD 03-B Sewer Res	6/26/2003				112,704.29					

ACCOUNT NAME	ISSUE DATE	INTEREST RATE	ORIGINAL ISSUE	OUTSTANDING 6/30/2009	ACCT - BAL 6/30/2009	LAST DEBT	DEBT MONTH	PAYING AGENT	BOND COUNSEL
Greater Harrison Cty PSD 04-A Water Rev	7/27/2004	0.000%	#703,000	639,051	1,822.97	2044	36/91	MBC - UNB	S&J
Greater Harrison Cty PSD 04-A Water Res	7/27/2004				6,885.37				
Greater Harrison Cty PSD 06-A Water Rev	3/29/2006	0.000%	1,250,000	1,185,480	2,857.59	2046	36/91	MBC - UNB	S&J
Greater Harrison Cty PSD 06-A Water Res	3/29/2006				6,843.84				S&J
Greater Harrison Cty PSD 08-A Sewer Rev	10/27/2008	0.000%	#943,500	792,878	0.00	2048	36/91	MBC - UNB	S&J
Greater Harrison Cty PSD 08-A Sewer Res	10/27/2008				0.00				
Greater Harrison Cty PSD 09-A Water Rev	3/16/2009	0.000%	#1,500,000	596,841	0.00	2049	36/91	MBC - UNB	S&J
Greater Harrison Cty PSD 09-A Water Res	3/16/2009				38,730.31				
Greater Marion PSD 00 Sewer Revenue	12/11/2000	0.000% - +0.5%AF	400,000	296,646	1,186.07	2031	36/91	MBC - DEP	S&J
Greater Marion PSD 00 Sewer Reserve	12/11/2000				3,508.40				
Greater Marion PSD 99-A Sewer Revenue	6/23/1999	0.000% - +1.0%AF	400,000	235,000	1,821.76	2021	36/91	MBC - DEP	S&J
Greater Marion PSD 99-A Sewer Reserve	6/23/1999				2,460.91				
Greater Marion PSD 99-B Sewer Revenue	6/23/1999	0.000%	1,700,000	1,316,120	3,629.69	2039	36/91	MBC - UNB	S&J
Greater Marion PSD 99-B Sewer Reserve	6/23/1999				17,297.80				
Greater Paw Paw Sanitary Dist 87-A S Rev	4/7/1987	8.380%	1,548,258	1,242,944	54,338.41	2026	10/04	MBC - BNY	S&J
Greater Paw Paw Sanitary Dist 87-A S Res	4/7/1987				136,166.08				
Greater Paw Paw Sanitary Dist 87-B S Rev	4/7/1987	0.000%	379,753	179,883	7,496.32	2026	10/	MBC - BNY2	S&J
Greater Paw Paw Sanitary Dist 87-B S Res	4/7/1987				9,997.80				
Greater Paw Paw Sanitary Dist 92-A S Rev	4/22/1992	7.750%	483,871	419,791	19,308.49	2031	10/04	MBC - BNY	S&J
Greater Paw Paw Sanitary Dist 92-A S Res	4/22/1992				39,664.76				
Greater Paw Paw Sanitary Dist 92-B S Rev	4/22/1992	0.000%	16,129	9,512	310.14	2031	10/	MBC - BNY2	S&J
Greater Paw Paw Sanitary Dist 92-B S Res	4/22/1992				413.90				
Greater St Albans PSD 07-A Sewer Revenue	8/28/2007	0.000% - +0.5%AF	#1,850,000	1,716,231	7,998.17	2038	36/91	MBC - DEP	S&J
Greater St Albans PSD 07-A Sewer Reserve	8/28/2007				61,724.95				
Greater St Albans PSD 90-A Sewer Revenue	8/24/1990	8.100%	3,079,067	2,614,700	135,334.76	2029	10/04	MBC - BNY	V&W
Greater St Albans PSD 90-A Sewer Reserve	8/24/1990				264,259.71				
Greater St Albans PSD 90-B Sewer Revenue	8/24/1990	0.000%	139,054	76,846	3,754.60	2029	10/	MBC - BNY2	V&W
Greater St Albans PSD 90-B Sewer Reserve	8/24/1990				5,134.20				
Green Spring Valley PSD 06-A Water Res	6/29/2006				34,348.15				
Green Spring Valley PSD 06-B Water Res	6/30/2006				3,187.23				
Green Valley Glenwood PSD 02-A Sewer Res	1/4/2002				45,497.63				
Green Valley Glenwood PSD 02-B Sewer Res	1/4/2002				15,439.43				
Green Valley Glenwood PSD 03-A S Ref Rev	10/1/2003	3.500% - 5.250%	1,675,000	1,355,000	35,445.66	2025	05/11	MBC - DTC	S&J
Green Valley Glenwood PSD 03-A S Ref Res	10/1/2003				133,932.35				
Green Valley Glenwood PSD 05-A Water Res	7/8/2005				15,590.53				

ACCOUNT NAME	ISSUE DATE	INTEREST RATE	ORIGINAL ISSUE	OUTSTANDING 6/30/2009	ACCT - BAL 6/30/2009	LAST DEBT	DEBT MONTH	PAYING AGENT	BOND I	COUNSEL
Green Valley Glenwood PSD 05-B Water Res	7/8/2005				7,403.97					
Green Valley Glenwood PSD 98-B Sewer Rev	11/25/1998	0.000%	317,500	238,096	915.38	2038	36/91	MBC - UNB		S&J
Green Valley Glenwood PSD 98-B Sewer Res	11/25/1998				9,077.94					
Greenbrier County PSD #2 97-A Sewer Rev	12/11/1997	0.000% - +1.0%AF	235,000	111,625	4,137.22	2018	36/91	MBC - DEP		S&J
Greenbrier County PSD #2 97-A Sewer Res	12/11/1997				13,193.35					
Greenbrier County PSD #2 97-B Sewer Rev	12/11/1997	0.000%	755,000	548,216	6,165.05	2037	36/91	MBC - UNB		S&J
Greenbrier County PSD #2 97-B Sewer Res	12/11/1997				22,283.87					
Greenbrier County Schools 02 GO	5/1/2002	3.250% - 4.300%	8,000,000	4,980,000	288,938.68	2017	05/11	MBC - DTC		BRM
Greenbrier County Schools 02 GO Sur Col	5/1/2002				331,499.37					
Greenbrier County Schools 08 Ref GO	12/23/2008	3.500%	2,655,000	2,035,000	258,000.56	2012	05/11	MBC - DTC		BRM
Greenbrier County Schools 09 GO	3/26/2009	3.250% - 5.000%	37,745,000	37,745,000	0.00	2024	05/11	MBC - DTC	I	BRM
Greenbrier PSD #1 06-A Sewer Ref Revenue	11/15/2006	3.800% - 4.200%	3,185,000	2,800,000	157,389.33	2019	10/04	MBC - DTC	I	S&J
Greenbrier PSD #1 06-A Sewer Ref Reserve	11/15/2006				330,560.14					
Greenbrier PSD #1 83-B Sewer Revenue	6/23/1983	0.000%	910,000	270,540	18,304.71	2019	10/	MBC - BNY2		S&J
Gtr Harrison Cty (Grant Un)PSD 86A S Rev	11/6/1986	8.380%	1,758,771	1,411,940	56,839.80	2026	10/04	MBC - BNY		S&J
Gtr Harrison Cty (Grant Un)PSD 86A S Res	11/6/1986				159,112.66					
Gtr Harrison Cty (Grant Un)PSD 86B S Rev	11/6/1986	0.000%	431,387	204,341	8,663.27	2026	10/	MBC - BNY2		S&J
Gtr Harrison Cty (Grant Un)PSD 86B S Res	11/6/1986				11,693.71					
Gtr Harrison Cty (Grant Un)PSD 90A S Rev	4/6/1990	7.850%	285,908	240,025	8,345.86	2029	10/04	MBC - BNY		S&J
Gtr Harrison Cty (Grant Un)PSD 90A S Res	4/6/1990				24,370.83					
Gtr Harrison Cty (Grant Un)PSD 90B S Rev	4/6/1990	0.000%	13,342	7,184	266.65	2029	10/	MBC - BNY2		S&J
Gtr Harrison Cty (Grant Un)PSD 90B S Res	4/6/1990				351.67					
Hamlin PSD 97 Sewer Revenue	5/7/1997	2.000% - +1.0%AF	150,400	71,301	1,980.73	2017	36/91	MBC - DEP		G&G
Hamlin PSD 97 Sewer Reserve	5/7/1997				9,162.12					
Hamlin PSD 99 Sewer Revenue	10/28/1999	0.000% - +0.5%AF	1,270,883	741,333	12,817.84	2021	36/91	MBC - DEP		G&G
Hamlin PSD 99 Sewer Reserve	10/28/1999				76,359.00					
Hammond PSD 02-A Water Revenue	4/16/2002	0.000%	472,620	394,352	3,331.97	2042	36/91	MBC - UNB		S&J
Hammond PSD 02-A Water Reserve	4/16/2002				12,165.87					
Hampshire County Schools 99 GO	6/1/1999	4.125% - 4.150%	3,740,000	P/O 5/09	2,555.23	2009	05/11	P/O 5/09		BRM
Hampshire County Schools 99 Sur Col	6/1/1999				224,623.85					
Hamrick PSD 03-A Water Revenue	3/31/2003	0.000% - +1.0%AF	760,000	626,986	5,533.82	2034	36/91	MBC - BPH		S&J
Hamrick PSD 03-A Water Reserve	3/31/2003				14,934.69					
Hamrick PSD 97-A Sewer Revenue	2/11/1997	0.000% - +1.0%AF	280,159	122,569	4,653.85	2018	36/91	MBC - DEP		S&J
Hamrick PSD 97-A Sewer Reserve	2/11/1997				18,036.10					
Hamrick PSD 98-A Sewer Revenue	1/20/1998	0.000% - +1.0%AF	200,000	100,000	2,193.14	2019	36/91	MBC - DEP		S&J

ACCOUNT NAME	ISSUE DATE	INTEREST RATE	ORIGINAL ISSUE	OUTSTANDING 6/30/2009	ACCT - BAL 6/30/2009	LAST DEBT	DEBT MONTH	PAYING AGENT	BOND COUNSEL
Hamrick PSD 98-A Sewer Reserve	1/20/1998				10,744.79				
Hamrick PSD 98-B Sewer Revenue	1/20/1998	2.000%	1,550,000	1,253,857	14,211.64	2037	36/91	MBC - UNB	S&J
Hamrick PSD 98-B Sewer Reserve	1/20/1998				62,156.10				
Hancock County PSD 02 Sewer Revenue	8/1/2002	0.000%	1,000,000	857,143	4,776.59	2042	36/91	MBC - UNB	S&J
Hancock County PSD 02 Sewer Reserve	8/1/2002				33,112.61				
Hancock County PSD 04-A Sewer Revenue	6/8/2004	0.000% - +0.5%AF	899,699	802,279	10,079.15	2044	36/91	MBC - DEP	S&J
Hancock County PSD 04-A Sewer Reserve	6/8/2004				23,600.02				
Hancock County PSD 08-A Sewer Revenue	8/12/2008	0.000% - +0.5%AF	#4,569,751	1,152,461	0.00	2035	36/91	MBC - DEP	S&J
Hancock County PSD 08-A Sewer Reserve	8/12/2008				14,422.00				
Hancock County PSD 08-B Sewer Revenue	8/12/2008	0.000%	#5,468,620	2,372,474	0.00	2048	36/91	MBC - UNB	S&J
Hancock County PSD 08-B Sewer Reserve	8/12/2008				145,017.23				
Hancock County PSD 95-A Sewer Revenue	12/7/1995	6.750%	289,532	255,792	11,051.71	2033	10/04	MBC - BNY	S&J
Hancock County PSD 95-A Sewer Reserve	12/7/1995				21,558.04				
Hancock County PSD 95-B Sewer Revenue	12/7/1995	6.250%	1,080,088	960,181	38,345.43	2035	10/04	MBC - BNY	S&J
Hancock County PSD 95-B Sewer Reserve	12/7/1995				74,855.83				
Hancock County PSD 95-C Sewer Revenue	12/7/1995	0.000% - +1.0%AF	883,974	342,524	14,437.66	2017	36/91	MBC - DEP	S&J
Hancock County PSD 95-C Sewer Reserve	12/7/1995				48,887.23				
Hancock County PSD 99 Sewer Revenue	12/2/1999	0.000% - +1.0%AF	4,996,347	2,935,338	76,087.04	2021	36/91	MBC - DEP	S&J
Hancock County PSD 99 Sewer Reserve	12/2/1999				277,572.07				
Handley 90-A Sewer Revenue	7/27/1990	8.100%	155,251	131,837	6,619.49	2029	10/04	MBC - BNY	V&W
Handley 90-A Sewer Reserve	7/27/1990				14,511.45				
Handley 90-B Sewer Revenue	7/27/1990	0.000%	7,011	3,875	140.56	2029	10/	MBC - BNY2	V&W
Handley 90-B Sewer Reserve	7/27/1990				200.31				
Hardy County PSD 01-A Water Reserve	9/18/2001				12,039.27				
Hardy County PSD 02-A Water Revenue	3/19/2002	0.000%	1,215,824	1,027,567	3,213.60	2042	36/91	MBC - UNB	S&J
Hardy County PSD 02-A Water Reserve	3/19/2002				21,008.18				
Hardy County PSD 03-A Water Revenue	7/30/2003	0.000%	534,200	468,717	1,413.96	2043	36/91	MBC - UNB	S&J
Hardy County PSD 03-A Water Reserve	7/30/2003				7,194.06				
Hardy County PSD 08-A Water Reserve	10/14/2008				6,391.12				
Hardy County PSD 09-A Sewer Revenue	3/3/2009	0.000%	#608,000	401,864	0.00	2049	36/91	MBC - UNB	S&J
Hardy County PSD 09-A Sewer Reserve	3/3/2009				15,404.93				
Harman 08-A Sewer Revenue	11/7/2008	0.000%	300,000	300,000	0.00	2048	36/91	MBC - UNB	S&J
Harman 08-A Sewer Reserve	11/7/2008				0.00				
Harman 08-B Sewer Grant Anticipation Note	11/7/2008	3.000%	#500,000	0	0.00	2011	14/71	MBC - BBT	S&J
Harpers Ferry 08-A Water Reserve	3/13/2008				0.00				

ACCOUNT NAME	ISSUE DATE	INTEREST RATE	ORIGINAL ISSUE	OUTSTANDING 6/30/2009	ACCT - BAL 6/30/2009	LAST DEBT	DEBT MONTH	PAYING AGENT	BOND COUNSEL
Harpers Ferry 86-A Water Revenue	12/19/1986	8.380%	611,912	491,242	28,768.67	2026	10/04	MBC - BNY	S&J
Harpers Ferry 86-A Water Reserve	12/19/1986				54,056.25				
Harpers Ferry 86-B Water Revenue	12/19/1986	0.000%	150,088	71,094	6,494.03	2026	10/	MBC - BNY2	S&J
Harpers Ferry 86-B Water Reserve	12/19/1986				11,560.32				
Harpers Ferry-Bolivar PSD 80 Sewer Rev	4/22/1980	6.000% - 7.200%	485,000	260,000	22,779.43	2018	10/04	MBC - BNY	S&J
Harpers Ferry-Bolivar PSD 80 Sewer Res	4/22/1980				39,413.24				
Harrisville 01-A Sewer Revenue	4/11/2001	2.000% - +1.0%AF	638,000	435,513	9,557.97	2022	36/91	MBC - DEP	JK
Harrisville 01-A Sewer Reserve	4/11/2001				38,864.72				
Harrisville 08-A Sewer Reserve	11/20/2008				0.00				
Harrisville 08-A Water Reserve	8/15/2008				0.00				
Harrisville 08-B Water Reserve	9/18/2008				0.00				
Harrisville 90 Sewer Reserve	4/17/1990				36,497.41				
Haymond PSD 04-A Water Revenue	12/10/2004	0.000%	1,310,000	1,207,255	6,161.66	2044	36/91	MBC - UNB	S&J
Haymond PSD 04-A Water Reserve	12/10/2004				11,271.99				
Haymond PSD 04-B Water Revenue	12/10/2004	0.000%	378,397	340,557	2,269.54	2036	36/91	MBC - UNB	S&J
Haymond PSD 04-B Water Reserve	12/10/2004				4,151.35				
Hillsboro 86-A Sewer Revenue	5/30/1986	9.750%	280,400	229,424	10,880.77	2025	10/04	MBC - BNY	LFG
Hillsboro 86-A Sewer Reserve	5/30/1986				28,291.56				
Hillsboro 86-B Sewer Revenue	5/30/1986	0.000%	139,600	62,453	2,983.40	2025	10/	MBC - BNY2	LFG
Hillsboro 86-B Sewer Reserve	5/30/1986				4,128.67				
Hinton 04-A Sewer Revenue	3/30/2004	0.00% - +0.5%AF	490,000	436,602	4,658.46	2044	36/91	MBC - DEP	S&J
Hinton 04-A Sewer Reserve	3/30/2004				9,855.98				
Hinton 90-A Sewer Revenue	6/14/1990	7.850%	637,262	534,996	26,450.05	2029	10/04	MBC - BNY	S&J
Hinton 90-A Sewer Reserve	6/14/1990				53,041.26				
Hinton 90-B Sewer Revenue	6/14/1990	0.000%	29,738	16,013	3,691.39	2029	10/	MBC - BNY2	S&J
Hinton 90-B Sewer Reserve	6/14/1990				805.08				
Hinton 90-C Sewer Reserve	6/14/1990				39,443.32				
Hodgesville PSD 02-A Water Reserve	12/18/2002				25,481.66				
Hughes River Water 08-A Water Reserve	12/18/2008				0.00				
Hughes River Water 08-B Water Reserve	12/18/2008				0.00				
Huntington 00 Parking Imp & Ref Revenue	12/20/2000	4.900% - 6.650%	2,500,000	1,924,240	49,240.92	2020	12/06	MBC-HB:BH	S&J
Huntington 00 Parking Imp & Ref Reserve	12/20/2000				221,326.67				
Huntington 00-A Sewer Revenue	10/24/2000	2.000% - +1.0%AF	1,832,399	1,225,563	22,014.34	2021	36/91	MBC - DEP	S&J
Huntington 00-A Sewer Reserve	10/24/2000				113,517.70				
Huntington 06-A Sewer Ref Revenue	11/30/2006	4.250% - 4.700%	3,150,000	2,635,000	338,292.54	2016	05/11	MBC - DTC	S&J

ACCOUNT NAME	ISSUE DATE	INTEREST RATE	ORIGINAL ISSUE	OUTSTANDING 6/30/2009	ACCT - BAL 6/30/2009	LAST DEBT	DEBT MONTH	PAYING AGENT	BOND I COUNSEL
Huntington 06-A Sewer Ref Reserve	11/30/2006				315,047.78				S&J
Huntington 07 Sewer Refunding Revenue	12/27/2007	3.500% - 4.000%	5,500,000	5,250,000	371,003.60	2023	11/05	MBC - DTC	S&J
Huntington 07 Sewer Refunding Reserve	12/27/2007				486,935.93				
Huntington 93 Sewer Ref Revenue	11/1/1993	2.700% - 5.375%	7,100,000	CALLED 08	0.06	2023	11/05	BANK OF NY	S&J
Huntington 93 Sewer Ref Reserve	11/1/1993				0.17				
Huntington 97 Sewer Revenue	11/25/1997	2.000% - +1.0%AF	3,039,895	1,569,977	35,401.47	2019	36/91	MBC - DEP	S&J
Huntington 97 Sewer Reserve	11/25/1997				177,661.70				
Huntington 99 Sewer Revenue	6/22/1999	2.000% - +1.0%AF	2,083,550	1,247,813	24,831.77	2020	36/91	MBC - DEP	S&J
Huntington 99 Sewer Reserve	6/22/1999				126,674.75				
Hurricane 03-A Sewer Ref Revenue	10/28/2003	4.100%	290,000	107,749	3,450.86	2012	99/99	MBC-BBT:BH	S&J
Hurricane 03-A Sewer Ref Reserve	10/28/2003				40,431.04				
Hurricane 05-A Sewer Revenue	8/9/2005	3.000%	9,240,515	8,722,574	52,042.49	2027	36/91	MBC - UNB	S&J
Hurricane 05-A Sewer Reserve	8/9/2005				98,473.02				
Hurricane 05-B Sewer Revenue	8/9/2005	5.000%	1,114,236	1,039,440	43,988.98	2025	10/04	MBC - BNY	S&J
Hurricane 05-B Sewer Reserve	8/9/2005				25,890.81				
Hurricane 05-C Sewer Revenue	8/9/2005	5.000%	485,764	453,156	19,058.81	2025	10/04	MBC - BBT	S&J
Hurricane 05-C Sewer Reserve	8/9/2005				11,052.86				
Hurricane 07-A Water Revenue	5/31/2007	4.260%	1,880,000	1,693,198	37,239.72		99/99	MBC-BB&T:BH	S&J
Hurricane 07-A Water Reserve	5/31/2007				27,835.68				
Hurricane 89-A Sewer Revenue	12/28/1989	7.850%	2,331,211	1,405,703	122,497.93	2018	10/04	MBC - BNY	S&J
Hurricane 89-A Sewer Reserve	12/28/1989				209,041.76				
Hurricane 89-B Sewer Revenue	12/28/1989	0.000%	108,789	38,853	2,972.02	2018	10/	MBC - BNY2	S&J
Hurricane 89-B Sewer Reserve	12/28/1989				4,066.30				
Hurricane 94 Water Revenue	5/5/1994	6.750%	1,100,000	960,292	34,707.51	2033	10/04	MBC - BNY	S&J
Hurricane 94 Water Reserve	5/5/1994				80,583.85				
Huttonsville PSD 03-A Sewer Revenue	6/3/2003	0.000%	3,934,000	3,442,250	10,651.08	2039	36/91	MBC - UNB	JK
Huttonsville PSD 03-A Sewer Reserve	6/6/2003				52,349.67				
Huttonsville PSD 03-B Sewer Reserve	6/6/2003				12,457.76				
Huttonsville PSD 04-A Water Revenue	8/25/2004	0.000%	952,000	871,111	2,764.40	2044	36/91	MBC - UNB	JK
Huttonsville PSD 04-A Water Reserve	8/25/2004				8,665.81				
Huttonsville PSD 04-B Water Reserve	8/24/2004				7,468.90				
Huttonsville PSD 84-B Sewer Renew & Rep	2/28/1984				15,132.44				
Huttonsville PSD 84-B Sewer Revenue	2/28/1984	0.000%	144,089	44,027	3,646.48	2019	10/	MBC - BNY2	S&J
Jane Lew PSD 04-A Water Reserve	12/16/2004				8,389.02				
Jane Lew PSD 05-A Sewer Revenue	7/19/2005	0.000%	959,015	885,245	2,224.82	2045	36/91	MBC - UNB	S&J

ACCOUNT NAME	ISSUE DATE	INTEREST RATE	ORIGINAL ISSUE	OUTSTANDING 6/30/2009	ACCT - BAL 6/30/2009	LAST DEBT	DEBT MONTH	PAYING AGENT	BOND COUNSEL
Jane Lew PSD 05-A Sewer Reserve	7/19/2005				7,873.43				
Jefferson County PSD 00-A Sewer Revenue	6/22/2000	0.000% - +0.5%AF	1,154,889	866,160	8,095.13	2031	36/91	MBC - DEP	S&J
Jefferson County PSD 00-A Sewer Reserve	6/22/2000				48,560.20				
Jefferson County PSD 03-A Sewer Revenue	6/1/2003	4.000% - 5.250%	1,445,000	1,305,000	1,337,869.26	2028	06/12	MBC - DTC	S&J
Jefferson County PSD 03-A Sewer Reserve	6/1/2003				0.00				
Jefferson County PSD 08-A Sewer BAN	7/7/2008	3.250%	750,000	750,000	4,033.59	2010	99/99	MBC - MVB	STB
Jefferson County PSD 08-A Sewer Revenue	6/18/2008	0.000% - +0.5%AF	2,005,000	1,971,582	5,990.46	2038	36/91	MBC - DEP	S&J
Jefferson County PSD 08-A Sewer Reserve	6/18/2008				67,614.89				
Jefferson County PSD 88-B Sewer Revenue	5/5/1988	0.000%	425,767	218,344	11,717.08	2028	10/	MBC - BNY2	S&J
Jefferson County PSD 88-B Sewer Reserve	5/5/1988				13,562.75				
Jefferson County PSD 93-A Sewer Revenue	11/10/1993	0.000%	971,000	218,466	12,189.16	2013	36/91	MBC - DEP	S&J
Jefferson County PSD 93-A Sewer Reserve	11/10/1993				62,446.28				
Jefferson County PSD 97 Water Design Rev	12/15/1997	0.000%	145,000	145,000	0.00	2037	36/91	MBC - UNB	S&J
Jefferson County PSD 97 Water Design Res	12/15/1997				0.00				
Jefferson County PSD 98-A Sewer Ref Rev	2/15/1998	4.150% - 5.250%	2,430,000	1,945,000	97,704.38	2028	10/04	MBC - DTC	S&J
Jefferson County PSD 98-A Sewer Ref Res	2/15/1998				163,182.14				
Jefferson County PSD 98-B Sewer Revenue	6/25/1998	0.000% - +1.0%AF	599,089	299,529	7,176.61	2019	36/91	MBC - DEP	S&J
Jefferson County PSD 98-B Sewer Reserve	6/25/1998				38,527.23				
Jefferson County PSD 98-C Sewer Revenue	6/25/1998	1.000%	662,039	662,039	0.00	2038	36/91	MBC - UNB	S&J
Jefferson County PSD 98-C Sewer Reserve	6/25/1998				0.00				
Jefferson County PSD 99-A Sewer Revenue	12/8/1999	0.000% - +0.5%AF	378,363	261,699	2,892.06	2030	36/91	MBC - DEP	S&J
Jefferson County PSD 99-A Sewer Reserve	12/8/1999				16,215.27				
Jefferson County Schools 00 Ref GO	7/1/2000	4.750% - 5.250%	12,320,000	1,690,000	2,201,187.66	2009	07/01	MBC - DTC	S&J
Jefferson County Schools 04 GO	12/1/2004	3.625% - 4.125%	19,000,000	15,145,000	746,194.73	2020	05/12	MBC - DTC	S&J
Jefferson County Schools 04 Sur Col	12/1/2004				193,614.70				
Jefferson County Schools 89 GO Escrow	7/1/1989	6.850%	18,000,000	1,680,000	1,691,600.28	2009	07/01	BK OF NY	S&J
Jefferson Cty Sch 00 Ref GO Spec Surplus	7/1/2000				420.94				
Jefferson Cty Schools 00 Ref GO Sur Col	7/1/2000				284,848.64				
Junior 04-A Sewer Revenue	10/25/2004	0.000% - +0.5%AF	902,250	796,988	2,675.58	2035	36/91	MBC - DEP	S&J
Junior 04-A Sewer Reserve	10/25/2004				10,773.38				
Justice PSD 93 Water Revenue	11/24/1993	6.750%	439,000	381,197	13,798.90	2033	10/04	MBC - BNY	JK
Justice PSD 93 Water Reserve	11/24/1993				32,126.57				
Kanawha County Schools 00 GO	9/1/2000	4.650% - 4.700%	27,505,000	3,815,000	1,571,598.38	2010	05/11	MBC - DTC	G&G
Kanawha County Schools 00 GO Sur Col	9/1/2000				1,308,003.97				
Kanawha Falls PSD 02-A Water Reserve	2/22/2002				7,645.44				

ACCOUNT NAME	ISSUE DATE	INTEREST RATE	ORIGINAL ISSUE	OUTSTANDING 6/30/2009	ACCT - BAL 6/30/2009	LAST DEBT	DEBT MONTH	PAYING AGENT	BOND COUNSEL
Kanawha Falls PSD 03-A Sewer Revenue	11/6/2003	0.000% - +0.5%AF	1,990,400	1,708,421	-72.11	2035	36/91	MBC - DEP	JK
Kanawha Falls PSD 03-A Sewer Reserve	11/6/2003				5,555.57				
Kanawha Falls PSD 03-B Sewer Revenue	11/6/2003	5.800%	110,000	92,351	3,573.08	2023	10/04	MBC - BBT	JK
Kanawha Falls PSD 03-B Sewer Reserve	11/6/2003				1,683.20				
Kanawha Falls PSD 80 Water Imp & Ref Res	9/14/1981				54,152.74				
Kanawha Falls PSD 81 Sewer Reserve	1/1/1981				140,817.22				
Kanawha Falls PSD 93-A Sewer Revenue	10/12/1993	1.000%	2,872,937	810,537	-160.27	2014	36/91	MBC - DEP	JK
Kanawha Falls PSD 93-A Sewer Reserve	10/12/1993				6,432.74				
Kenova 01 Water Reserve	12/6/2001				5.90				
Kenova 05-A Water Revenue	9/27/2005	5.050%	1,500,000	1,358,399	56,266.35	2025	10/04	MBC - BNY	G&G
Kenova 05-A Water Reserve	9/27/2005				18,641.12				
Kenova 05-B Water Revenue	9/27/2005	6.000%	1,500,000	1,468,002	31,145.81	2044	10/04	MBC - BBT	G&G
Kenova 05-B Water Reserve	9/27/2005				13,839.12				
Kenova 05-C Water Revenue	9/27/2005	0.000% - +1.0%AF	9,986,213	9,237,242	31,280.54	2037	36/91	MBC - BPH	G&G
Kenova 05-C Water Reserve	9/27/2005				18,407.00				
Kenova 07-A Sewer Revenue	7/12/2007	0.000%	3,747,000	3,722,509	8,162.86	2047	36/91	MBC - UNB	S&J
Kenova 07-A Sewer Reserve	7/12/2007				3,266.27				S&J
Kenova 07-B Sewer Revenue	7/12/2007	0.000% - +0.5%AF	#4,649,209	4,333,685	11,103.01	2047	36/91	MBC - DEP	S&J
Kenova 07-B Sewer Reserve	7/12/2007				4,236.87				S&J
Kenova 91-A Sewer Revenue	8/9/1991	8.100%	508,101	431,474	21,378.05	2029	10/04	MBC - BNY	S&J
Kenova 91-A Sewer Reserve	8/9/1991				43,407.04				
Kenova 91-B Sewer Revenue	8/9/1991	0.000%	22,941	12,678	463.19	2029	10/	MBC - BNY2	S&J
Kenova 91-B Sewer Reserve	8/9/1991				604.42				
Keyser 01 Sewer Revenue	1/25/2001	0.000% - +0.5%AF	523,072	523,072	402.02	2025	36/91	MBC - DEP	BRM
Keyser 01 Sewer Reserve	1/25/2001				0.00				
Keyser 01-B Sewer Ref Revenue	9/13/2001	4.000% - 5.800%	1,795,000	1,465,000	85,212.05	2025	10/04	MBC - DTC	BRM
Keyser 01-B Sewer Ref Reserve	9/13/2001				137,553.39				
Keyser 98-A Water Revenue	10/15/1998	6.250%	761,842	684,877	26,098.38	2035	10/04	MBC - BNY	BRM
Keyser 98-A Water Reserve	10/15/1998				55,720.72				
Keyser 98-B Water Revenue	10/15/1998	5.800% - 6.250%	2,997,584	2,731,669	96,547.71	2038	10/04	MBC - BNY	BRM
Keyser 98-B Water Reserve	10/15/1998				201,533.16				
Keyser 99 Sewer Revenue	11/16/1999	0.000% - +0.5%AF	5,753,801	3,596,120	79,423.94	2023	36/91	MBC - DEP	BRM
Keyser 99 Sewer Reserve	11/16/1999				307,771.31				
Kingmill Valley PSD 01-A Sewer Ref Rev	9/1/2001	5.800% - 6.100%	1,130,000	945,000	55,881.27	2025	10/04	MBC - DTC	S&J
Kingmill Valley PSD 01-A Sewer Ref Res	9/1/2001				93,206.61				

ACCOUNT NAME	ISSUE DATE	INTEREST RATE	ORIGINAL ISSUE	OUTSTANDING 6/30/2009	ACCT - BAL 6/30/2009	LAST DEBT	DEBT MONTH	PAYING AGENT	BOND COUNSEL
Kingmill Valley PSD 86-B Sewer Revenue	6/12/1986	0.000%	81,343	35,457	2,115.58	2025	10/	MBC - BNY2	S&J
Kingmill Valley PSD 86-B Sewer Reserve	6/12/1986				3,338.71				
Kingmill Valley PSD 99-A Sewer Revenue	6/15/1999	5.800%	183,200	166,948	5,496.95	2038	10/04	MBC - BNY	S&J
Kingmill Valley PSD 99-A Sewer Reserve	6/15/1999				13,799.41				
Kingwood 01 Sewer Revenue	12/20/2001	0.000% - +0.5%AF	876,739	693,768	5,391.65	2033	36/91	MBC - DEP	S&J
Kingwood 01 Sewer Reserve	12/20/2001				33,270.55				
Kingwood 01 Water Revenue	1/18/2001	5.800%	1,139,214	834,910	50,599.10	2020	10/04	MBC - BNY	S&J
Kingwood 01 Water Reserve	1/18/2001				98,977.50				
Kingwood 07-A Water Revenue	6/14/2007	0.000%	265,000	259,870	569.80	2047	36/91	MBC - UNB	S&J
Kingwood 07-A Water Reserve	6/14/2007				570.96				
Kingwood 09-A Sewer Revenue	1/30/2009	3.000% - 5.000%	#724,650	172,900	8,340.89	2049	14/71	MBC - BNY	S&J
Kingwood 09-A Sewer Reserve	1/30/2009				0.00				
Kingwood 86-B Sewer Revenue	3/28/1986	0.000%	850,860	380,648	37,777.80	2025	10/	MBC - BNY2	S&J
Kingwood 86-B Sewer Reserve	3/28/1986				38,213.44				
Kingwood 87-A Water Revenue	1/7/1987	8.380%	2,810,612	2,256,359	111,976.16	2026	10/04	MBC - BNY	S&J
Kingwood 87-A Water Reserve	1/7/1987				248,353.08				
Kingwood 87-B Water Revenue	1/7/1987	0.000%	689,388	326,552	21,426.51	2026	10/	MBC - BNY2	S&J
Kingwood 87-B Water Reserve	1/7/1987				21,036.28				
Kingwood 97-A Sewer Ref Revenue	11/1/1997	5.500% - 6.000%	2,130,000	1,655,000	101,608.85	2025	10/04	WESBK-WHEEL	S&J
Kingwood 97-A Sewer Ref Reserve	11/1/1997				162,547.29				
Kopperston PSD 96 Water Revenue	9/20/1996	6.250%	644,000	573,534	22,892.69	2035	10/04	MBC - BNY	JK
Kopperston PSD 96 Water Reserve	9/20/1996				47,693.43				
Lake Floyd PSD 86-A Sewer Revenue	3/7/1986	9.750%	136,870	111,987	7,149.80	2025	10/04	MBC - BNY	S&J
Lake Floyd PSD 86-A Sewer Reserve	3/7/1986				13,810.12				
Lake Floyd PSD 86-A&B Sewer R&R	3/7/1986				20,764.96				
Lake Floyd PSD 86-B Sewer Revenue	3/7/1986	0.000%	68,130	30,479	2,930.29	2025	10/	MBC - BNY2	S&J
Lake Floyd PSD 86-B Sewer Reserve	3/7/1986				3,430.13				
Lashmeet PSD 98-A Lot 2 Water Revenue	9/10/1998	2.000%	670,000	545,491	2,832.32	2038	36/91	MBC - UNB	S&J
Lashmeet PSD 98-A Water Revenue	9/10/1998	2.000%	3,400,000	2,768,163	16,338.59	2038	36/91	MBC - UNB	S&J
Lashmeet PSD 98-A Water Reserve	9/10/1998				154,746.35				
Lavalette PSD 06-A Water Reserve	2/23/2006				27,707.62				S&J
Lavalette PSD 06-B Water Reserve	2/23/2006				9,703.81				S&J
Lavalette PSD 06-C Water Revenue	2/23/2006	0.000%	1,918,050	1,818,410	12,863.81		36/91	MBC - UNB	S&J
Lavalette PSD 06-C Water Reserve	2/23/2006				12,753.22				S&J
Lavalette PSD 09-A Water Reserve	5/18/2009				0.00				S&J

ACCOUNT NAME	ISSUE DATE	INTEREST RATE	ORIGINAL ISSUE	OUTSTANDING 6/30/2009	ACCT - BAL 6/30/2009	LAST DEBT	DEBT MONTH	PAYING AGENT	BOND COUNSEL
Lavalette PSD 09-B Water Reserve	5/18/2009				0.00				S&J
Lewis County EDA 03-A Water Revenue	8/27/2003	0.000%	2,374,500	2,043,873	5,958.14	2043	36/91	MBC - UNB	S&J
Lewis County EDA 03-A Water Reserve	8/27/2003				0.00				
Lewis County EDA 06-A Water Revenue	7/27/2006	0.000%	4,422,000	4,249,710	9,648.95	2046	36/91	MBC - UNB	S&J
Lewis County EDA 06-A Water Reserve	7/27/2006				0.00				
Lewis County EDA 99-A Water Revenue	6/10/1999	0.000%	1,673,000	1,278,720	4,756.57	2039	36/91	MBC - UNB	S&J
Lewis County EDA 99-A Water Reserve	6/10/1999		LTR/CREDIT		0.00				
Lewisburg 09-A Water Revenue	5/22/2009	4.510%	1,000,000	1,000,000	6,339.83	2029	99/99	MBC - BBT:BH	S&J
Lewisburg 09-A Water Reserve	5/22/2009				75,982.00				
Lincoln PSD 02-A Water Revenue	8/6/2002	5.800%	580,429	547,303	16,170.51	2039	10/04	MBC - BNY	S&J
Lincoln PSD 02-A Water Reserve	8/6/2002				27,546.23				
Lincoln PSD 02-B Water Revenue	8/6/2002	5.800%	121,522	114,587	3,386.04	2039	10/04	MBC - BBT	S&J
Lincoln PSD 02-B Water Reserve	8/6/2002				5,797.56				
Lincoln PSD 03-A Water Reserve	7/3/2003				17,345.14				
Lincoln PSD 06-A Water Revenue	7/13/2006	0.000%	#576,000	511,286	2,555.43	2046	36/91	MBC - UNB	S&J
Lincoln PSD 06-A Water Reserve	7/13/2006				3,259.10				S&J
Lincoln PSD 98 Water Design Reserve	12/29/1998				5,253.85				
Lincoln PSD Series 75 (11/77) Water Res	11/3/1977				67,032.47				
Little Creek PSD 71 Water Revenue	12/10/1971	5.000%	208,000	23,000	4,137.82	2011	01/	GMAC-CPLT1:B1T	S&J
Little Creek PSD 71 Water Reserve	12/10/1971				13,703.88				
Logan 06-A Sewer Reserve	5/17/2006				43,263.07				
Logan 08-A Sewer Revenue	6/27/2008	0.000% - +0.5%AF	#4,468,000	3,534,465	0.00	2048	36/91	MBC - DEP	S&J
Logan 08-A Sewer Reserve	6/27/2008				117,277.15				
Logan 87-A Sewer Revenue	9/25/1987	8.380%	623,087	500,215	20,282.52	2026	10/04	MBC - BNY	JK
Logan 87-A Sewer Reserve	9/25/1987				55,041.41				
Logan 87-B Sewer Revenue	9/25/1987	0.000%	152,833	72,396	3,042.32	2026	10/	MBC - BNY2	JK
Logan 87-B Sewer Reserve	9/25/1987				4,090.27				
Logan 93-A Sewer Revenue	3/29/1993	7.750%	2,284,839	1,982,257	64,066.85	2031	10/04	MBC - BNY	JK
Logan 93-A Sewer Reserve	3/29/1993				188,123.60				
Logan 93-B Sewer Revenue	3/29/1993	0.000%	76,161	44,915	1,478.84	2031	10/	MBC - BNY2	JK
Logan 93-B Sewer Reserve	3/29/1993				1,985.16				
Logan 95 Sewer Revenue	8/31/1995	6.750%	377,980	331,876	9,747.64	2033	10/04	MBC - BNY	JK
Logan 95 Sewer Reserve	8/31/1995				27,969.01				JK
Logan County PSD 01-A Water Revenue	9/6/2001	5.800%	3,830,000	3,611,417	96,946.53	2039	10/04	MBC - BNY	JK
Logan County PSD 01-A Water Reserve	9/6/2001				187,091.33				

ACCOUNT NAME	ISSUE DATE	INTEREST RATE	ORIGINAL ISSUE	OUTSTANDING 6/30/2009	ACCT - BAL 6/30/2009	LAST DEBT	DEBT MONTH	PAYING AGENT	BOND I COUNSEL
Logan County PSD 01-B Water Revenue	9/6/2001	0.000%	2,670,000	2,236,550	6,409.02	2041	36/91	MBC - UNB	JK
Logan County PSD 01-B Water Reserve	9/6/2001				47,931.47				
Logan County PSD 02-A Sewer Revenue	12/12/2002	0.000% - +0.5%AF	5,328,940	4,697,881	29,114.53	2042	36/91	MBC - DEP	JK
Logan County PSD 02-A Sewer Reserve	12/12/2002				71,281.83				
Logan County PSD 02-A Water Reserve	1/24/2002				46,444.40				
Logan County PSD 02-B Sewer Revenue	12/12/2002	0.000%	2,190,000	1,918,039	5,269.16	2042	36/91	MBC - UNB	JK
Logan County PSD 02-B Sewer Reserve	12/12/2002				29,635.00				
Logan County PSD 02-B Water Revenue	10/9/2002	0.000%	1,100,000	943,871	2,803.18	2042	36/91	MBC - UNB	JK
Logan County PSD 02-B Water Reserve	10/9/2002				17,439.61				
Logan County PSD 02-C Sewer Reserve	12/12/2002				8,591.50				
Logan County PSD 03-B Water Revenue	10/29/2003	0.000%	3,600,000	3,223,529	8,884.28	2043	36/91	MBC - UNB	JK
Logan County PSD 03-B Water Reserve	10/29/2003				40,818.66				
Logan County PSD 05-A Water Revenue	4/27/2005	0.000%	923,245	862,902	2,635.14	2045	36/91	MBC - UNB	JK
Logan County PSD 05-A Water Reserve	4/27/2005				6,402.44				
Logan County PSD 08-A Sewer Revenue	4/9/2008	0.000%	4,500,000	4,500,000	9,677.42	2048	36/91	MBC - UNB	JK
Logan County PSD 08-A Sewer Reserve	4/9/2008				967.77				
Logan County PSD 08-A Water Revenue	7/16/2008	0.000%	#1,700,000	1,039,520	0.00	2048	36/91	MBC - UNB	JK
Logan County PSD 08-A Water Reserve	7/16/2008				0.00				
Logan County PSD 08-B Water Revenue	7/16/2008	0.000%	#1,900,000	729,876	0.00	2048	36/91	MBC - UNB	JK
Logan County PSD 08-B Water Reserve	7/16/2008				0.00				
Logan County PSD 96-B Water Revenue	7/31/1996	3.000%	1,780,000	1,303,655	14,613.03	2036	36/91	MBC - UNB	JK
Logan County PSD 96-B Water Reserve	7/31/1996				86,780.40				
Logan County PSD 97-A Water Revenue	2/12/1997	3.000%	1,000,000	822,961	7,268.25	2037	36/91	MBC - UNB	JK
Logan County PSD 97-A Water Reserve	2/12/1997				43,116.90				
Logan County PSD 97-B Water Revenue	3/25/1997	2.000%	1,075,000	845,231	6,552.47	2037	36/91	MBC - UNB	JK
Logan County PSD 97-B Water Reserve	3/25/1997				39,847.29				
Logan County PSD 98-A Water Revenue	6/10/1998	1.000%	815,000	633,123	2,401.27	2038	36/91	MBC - UNB	JK
Logan County PSD 98-A Water Reserve	6/10/1998				25,205.54				
Logan County PSD 99-A Water Revenue	4/21/1999	0.000%	5,050,000	4,394,828	13,276.35	2039	36/91	MBC - UNB	JK
Logan County PSD 99-A Water Reserve	4/21/1999				145,311.61				
Logan County PSD 99-C Lot 2 Water Rev	6/17/1999	0.000%	615,000	585,714	4,881.48	2019	36/91	MBC - UNB	JK
Logan County PSD 99-C Water Revenue	6/17/1999	0.000%	2,590,000	2,005,150	6,182.03	2039	36/91	MBC - UNB	JK
Logan County PSD 99-C Water Reserve	6/17/1999				124,129.18				
Logan County PSD 99-D Water Revenue	12/14/1999	5.800%	330,000	231,987	16,620.27	2019	10/04	MBC - BBT	JK
Logan County PSD 99-D Water Reserve	12/14/1999				27,964.38				

ACCOUNT NAME	ISSUE DATE	INTEREST RATE	ORIGINAL ISSUE	OUTSTANDING 6/30/2009	ACCT - BAL 6/30/2009	LAST DEBT	DEBT MONTH	PAYING AGENT	BOND COUNSEL
Lubeck PSD 05-A Sewer BAN	9/27/2005	0.000%	6,278,679	6,278,279	1,229.82	2010	63/	MBC - UNB	JK
Lubeck PSD 05-A Sewer Revenue	9/27/2005	0.000%	7,879,443	7,879,443	0.00	2039	36/91	MBC - UNB	JK
Lubeck PSD 05-A Sewer Reserve	9/27/2005				58,868.04				
Lubeck PSD 05-A Water Revenue	6/17/2005	3.000%	1,573,000	1,423,818	18,162.21	2026	36/91	MBC - UNB	JK
Lubeck PSD 05-A Water Reserve	6/17/2005				27,825.42				
Lubeck PSD 05-B Sewer Revenue	9/27/2005	0.000%	2,411,178	2,411,178	6,754.00	2039	36/91	MBC - UNB	JK
Lubeck PSD 05-B Sewer Reserve	9/27/2005				87,209.39				
Lubeck PSD 05-B Water Reserve	6/17/2005				27,205.48				
Lubeck PSD 05-C Water Reserve	6/17/2005				6,208.31				
Lubeck PSD 90-A Water Revenue	4/2/1990	7.850%	3,139,013	2,635,266	135,134.17	2029	10/04	MBC - BNY	BRD
Lubeck PSD 90-A Water Reserve	4/2/1990				261,268.07				
Lubeck PSD 90-B Water Revenue	4/2/1990	0.000%	146,487	78,878	5,604.61	2029	10/	MBC - BNY2	BRD
Lubeck PSD 90-B Water Reserve	4/2/1990				6,411.39				
Lubeck PSD 99-A Sewer Revenue	3/9/1999	0.000% - +1.0%AF	7,950,000	4,670,625	82,964.30	2021	36/91	MBC - DEP	JK
Lubeck PSD 99-A Sewer Reserve	3/9/1999				398,339.94				
Lubeck PSD 99-B Sewer Revenue	3/9/1999	0.000%	2,000,000	1,565,786	10,223.32	2039	36/91	MBC - UNB	JK
Lubeck PSD 99-B Sewer Reserve	3/9/1999				61,481.64				
Lumberport 02-A Water Reserve	7/10/2002				14,725.12				
Lumberport Area Sewer PSD 97-A Revenue	10/14/1997	0.000%	2,539,003	1,925,552	11,289.96	2037	36/91	MBC - UNB	S&J
Lumberport Area Sewer PSD 97-A Reserve	10/14/1997				77,886.25				
Malden PSD 06-A Sewer Revenue	10/5/2006	3.000%	#200,000	182,583	2,520.58	2028	36/91	MBC - UNB	S&J
Malden PSD 06-A Sewer Reserve	10/5/2006				1,561.83				
Malden PSD 06-B Sewer Revenue	10/5/2006	3.000% - 5.000%	#694,500	374,842	31,388.96	2028	14/71	MBC - BBT	S&J
Malden PSD 06-B Sewer Reserve	10/5/2006				5,992.38				
Malden PSD 78 Sewer Revenue	12/21/1978	6.000% - 7.200%	7,040,000	3,750,000	360,386.37	2018	10/04	MBC - BNY	JK
Malden PSD 78 Sewer Reserve	12/21/1978				543,187.42				
Mannington PSD 70-A Water Depreciation	12/14/1970				5,580.52				
Mannington PSD 70-A Water Revenue	12/14/1970	5.000%	167,000	*8,968	6,697.69	2010	01/	USDA:RD-ELKINS	S&J
Mannington PSD 70-A Water Reserve	12/14/1970				10,572.79				
Marion County Schools 03 GO	5/1/2003	1.500% - 2.000%	4,500,000	P/O 5/08	28,914.50	2008	05/11	P/O 5/08	S&J
Marlinton 05-A Water & Sewer Revenue	10/19/2005	0.000% - +0.5%AF	1,660,766	1,522,366	5,368.85	2036	36/91	MBC - DEP	S&J
Marlinton 05-A Water & Sewer Reserve	10/19/2005				17,704.70				
Marlinton 08-A Water & Sewer Revenue	2/6/2008	0.000%	#2,187,000	2,077,692	0.00	2048	36/91	MBC - UNB	S&J
Marlinton 08-A Water & Sewer Reserve	2/6/2008	0.000%			0.00				
Marlinton 97-A Water & Sewer Revenue	1/30/1997	0.000%	239,495	166,149	636.66	2037	36/91	MBC - UNB	S&J

ACCOUNT NAME	ISSUE DATE	INTEREST RATE	ORIGINAL ISSUE	OUTSTANDING 6/30/2009	ACCT - BAL 6/30/2009	LAST DEBT	DEBT MONTH	PAYING AGENT	BOND COUNSEL
Marlinton 97-A Water & Sewer Reserve	1/30/1997				8,252.71				
Marlinton 97-B Water & Sewer Revenue	8/18/1997	0.000%	555,450	393,737	1,492.82	2037	36/91	MBC - UNB	S&J
Marlinton 97-B Water & Sewer Reserve	8/18/1997				18,162.38				
Marlinton 98-A Water & Sewer Revenue	11/20/1998	0.000% - +1.0%AF	705,400	487,877	2,949.92	2030	36/91	MBC - BPH	S&J
Marlinton 98-A Water & Sewer Reserve	11/20/1998				24,150.88				
Marmet 09-A Sewer Revenue	6/18/2009	0.000% - +.25%AF	#1,688,771	291,075	0.00	2040	36/91	MBC - DEP	S&J
Marmet 09-A Sewer Reserve	6/18/2009				0.00				
Marmet 90-A Sewer Revenue	1/3/1990	7.850%	664,013	548,586	30,885.76	2028	10/04	MBC - BNY	H&P
Marmet 90-A Sewer Reserve	1/3/1990				55,509.78				
Marmet 90-B Sewer Revenue	1/3/1990	0.000%	30,987	16,309	765.94	2028	10/	MBC - BNY2	H&P
Marmet 90-B Sewer Reserve	1/3/1990				1,467.53				
Marshall County Schools 07 GO	11/1/2007	4.000% - 5.000%	27,900,000	25,065,000	1,044,414.65	2022	05/11	MBC - DTC	BRM
Marshall Cty PSD #4 07-A Water Reserve	9/26/2007				0.00				
Marshall Cty PSD #4 07-B Water Revenue	9/26/2007	0.000% - +1.%AF	#1,225,000	1,095,798	0.00	2039	36/91	MBC - BPH	S&J
Marshall Cty PSD #4 07-B Water Reserve	9/26/2007				0.00				
Marshall Cty PSD #4 82 Water Dep	2/11/1971				7,934.96				
Marshall Cty PSD #4 82 Water Res	2/11/1971				69,385.98				
Marshall Cty PSD #4 89 Water Res	7/23/1990				21,970.23				
Marshall Cty PSD #4 96-A Water Res	7/25/1996				8,406.21				
Marshall Cty PSD #4 96-B Water Res	7/25/1996				22,811.93				
Marshall Cty Sewerage District 07-A Rev	11/2/2007	0.000%	643,800	643,800	2,805.24	2047	36/91	MBC - UNB	S&J
Marshall Cty Sewerage District 07-A Res	11/2/2007				280.54				
Marshall Cty Sewerage District 07-B Rev	11/2/2007	0.000%	#200,000	75,901	0.00	2038	36/91	MBC - UNB	S&J
Marshall Cty Sewerage District 07-B Res	11/2/2007				0.00				
Marshall Cty Sewerage District 87-A Rev	3/18/1987	8.380%	89,940	72,203	4,236.41	2026	10/04	MBC - BNY	S&J
Marshall Cty Sewerage District 87-A Res	3/18/1987				7,945.29				
Marshall Cty Sewerage District 87-B Rev	3/18/1987	0.000%	22,060	10,450	1,224.32	2026	10/	MBC - BNY2	S&J
Marshall Cty Sewerage District 87-B Res	3/18/1987				1,124.39				
Marshall Cty Sewerage District 90-A Rev	11/26/1990	8.100%	267,737	227,358	11,776.60	2029	10/04	MBC - BNY	S&J
Marshall Cty Sewerage District 90-A Res	11/26/1990				22,979.11				
Marshall Cty Sewerage District 90-B Rev	11/26/1990	0.000%	12,091	6,682	599.19	2029	10/	MBC - BNY2	S&J
Marshall Cty Sewerage District 90-B Res	11/26/1990				411.89				
Martinsburg 00-A Water & Sewer Revenue	9/27/2000	2.000% - +1.0%AF	7,564,000	5,163,364	53,069.83	2022	36/91	MBC - BPH	BRM
Martinsburg 00-A Water & Sewer Reserve	9/27/2000				460,770.14				
Martinsburg 00-B Water & Sewer Revenue	9/27/2000	3.000%	3,000,000	2,112,674	21,084.83	2022	36/91	MBC - UNB	BRM

ACCOUNT NAME	ISSUE DATE	INTEREST RATE	ORIGINAL ISSUE	OUTSTANDING 6/30/2009	ACCT - BAL 6/30/2009	LAST DEBT	DEBT MONTH	PAYING AGENT	BOND I	COUNSEL
Martinsburg 00-B Water & Sewer Reserve	9/27/2000				200,440.38					
Martinsburg 00-C Water & Sewer Revenue	9/27/2000	5.800%	1,976,352	1,835,804	66,464.05	2039	10/04	MBC - BNY		BRM
Martinsburg 00-C Water & Sewer Reserve	9/27/2000				129,529.45					
Martinsburg 01 Water & Sewer Revenue	9/6/2001	2.750% - 5.125%	10,750,000	9,330,000	408,488.26	2031	09/03	MBC - DTC	I	BRM
Martinsburg 01 Water & Sewer Reserve	9/6/2001				694,399.62					
Mason 01-A Water & Sewer Revenue	5/10/2001	2.000% - +1.0%AF	650,000	436,045	6,492.58	2021	36/91	MBC - BPH		S&J
Mason 01-A Water & Sewer Reserve	5/10/2001				39,595.05					
Mason 07-A Water & Sewer Revenue	6/14/2007	0.000%	1,719,000	1,696,674	3,721.20	2047	36/91	MBC - UNB		S&J
Mason 07-A Water & Sewer Reserve	6/14/2007				46,994.25					
Mason 64 & 66 Water & Sewer Rev Escrow	4/1/1964				115.78					
Mason 96-A Water & Sewer Revenue	12/17/1996	2.000% - +1.0%AF	130,000	59,963	1,685.36	2017	36/91	MBC - DEP		S&J
Mason 96-A Water & Sewer Reserve	12/17/1996				7,918.60					
Mason 98-A Water & Sewer Revenue	6/4/1998	0.000%	1,602,000	1,180,962	9,118.33	2038	36/91	MBC - UNB		S&J
Mason 98-A Water & Sewer Reserve	6/4/1998				44,625.57					
Mason County PSD 00-A Water Revenue	6/28/2000	2.000% - +1.0%AF	960,000	609,728	11,628.07	2021	36/91	MBC - BPH		JK
Mason County PSD 00-A Water Reserve	6/28/2000				55,175.78					
Mason County PSD 01-A Water Reserve	3/16/2001				20,707.46					
Mason County PSD 04-A Water Revenue	6/8/2004	2.000% - +1.0%AF	602,000	493,363	7,438.57	2025	36/91	MBC - BPH		JK
Mason County PSD 04-A Water Reserve	6/8/2004				16,925.43					
Mason County PSD 05-A Water Reserve	6/24/2005				36,274.79					
Mason County PSD 05-B Water Reserve	6/24/2005				2,680.92					
Mason County PSD 08-A Sewer Revenue	10/28/2008	0.000%	#500,000	422,458	0.00	2048	36/91	MBC - UNB		JK
Mason County PSD 08-A Sewer Reserve	10/28/2008				0.00					
Mason County PSD 97-B Water Revenue	9/25/1997	3.000%	818,000	675,343	6,508.49	2037	36/91	MBC - UNB		JK
Mason County PSD 97-B Water Reserve	9/25/1997				37,391.81					
Mason County Schools 04 GO	6/1/2004	3.00% - 5.000%	12,000,000	7,625,000	632,886.57	2016	06/12	MBC - DTC		BRM
Mason County Schools 04 Sur Col	6/1/2004				206,956.22					
Masontown 01-A Sewer Reserve	8/22/2001				16,182.97					
Masontown 01-B Sewer Revenue	8/22/2001	0.000%	1,500,000	1,263,144	13,265.90	2041	36/91	MBC - UNB		S&J
Masontown 01-B Sewer Reserve	8/22/2001				25,931.38					
Masontown 07-A Sewer Reserve	4/20/2007				455.25					
Masontown 07-A Water Revenue	3/12/2007	0.500%	815,500	796,380	1,929.77	2047	36/91	MBC - UNB		S&J
Masontown 07-A Water Reserve	3/12/2007				4,664.87					
Masontown 07-B Water Revenue	3/12/2007	0.000% - +1.0%AF	635,500	614,316	2,031.51	2038	36/91	MBC - BPH		S&J
Masontown 07-B Water Reserve	3/12/2007				4,254.03					

ACCOUNT NAME	ISSUE DATE	INTEREST RATE	ORIGINAL ISSUE	OUTSTANDING 6/30/2009	ACCT - BAL 6/30/2009	LAST DEBT	DEBT MONTH	PAYING AGENT	BOND I COUNSEL
Matewan Public Park & Recreation 74 GO	4/1/1974	4.750%	40,000	CALLED 97	441.48			US BANK	BFY
McDowell County PSD 01-A Water Reserve	2/23/2001				8,209.18				
McDowell County PSD 08-A Water Reserve	11/10/2008				0.00				
McDowell County PSD 93 Water Reserve	6/23/1993				48,306.15				
McDowell County PSD 95 Water Reserve	9/26/1995				27,598.22				
McDowell County PSD 97-A Water Reserve	10/15/1997				33,649.67				
McDowell County PSD 99-A Water Reserve	6/21/1999				8,907.08				
McDowell County PSD 99-B Water Reserve	8/11/1999				21,066.82				
McDowell County PSD 99-C Water Reserve	8/11/1999				3,506.34				
McDowell Cty PSD 06-A Water Reserve	7/27/2006				4,615.76				S&J
McDowell Cty PSD 06-B Water Ref Rev	7/27/2006	0.000%	300,000	288,306	648.82	2046	36/91	MBC - UNB	S&J
McDowell Cty PSD 06-B Water Ref Res	7/27/2006				8,279.97				S&J
McDowell Cty PSD 07-A Water Reserve	9/19/2007				0.00				S&J
McMechen 86 Sewer Revenue	10/20/1986	9.750%	731,000	608,758	119,668.25	2026	10/04	MBC - BNY	S&J
McMechen 86 Sewer Reserve	10/20/1986				73,406.07				
Middlebourne 99-B Sewer Revenue	8/27/1999	2.000% - +1.0%AF	375,000	229,137	4,652.75	2020	36/91	MBC - DEP	G&G
Middlebourne 99-B Sewer Reserve	8/27/1999				22,958.11				
Middlebourne 99-C Sewer Revenue	8/27/1999	5.000%	120,000	43,888	8,256.05	2013	01/07	MBC - UNION B	G&G
Middlebourne 99-C Sewer Reserve	8/27/1999				12,574.11				
Midland PSD 86-B Sewer Revenue	9/29/1986	8.380%	263,096	210,411	12,619.73	2026	10/04	MBC - BNY	S&J
Midland PSD 86-B Sewer Reserve	9/29/1986				23,924.13				
Midland PSD 86-C Sewer Revenue	9/29/1986	0.000%	260,975	120,450	6,212.91	2026	10/	MBC - BNY2	S&J
Midland PSD 86-C Sewer Reserve	9/29/1986				6,734.39				
Milton 04-A Sewer Ref Revenue	12/29/2004	0.000% - +0.5%AF	#6,351,371	5,784,556	47,856.50	2044	36/91	MBC - DEP	JK
Milton 04-A Sewer Ref Reserve	12/29/2004				51,468.48				
Milton 04-B Sewer Ref Revenue	12/29/2004	0.000%	#1,571,903	1,422,583	10,831.17	2044	36/91	MBC - UNB	JK
Milton 04-B Sewer Ref Reserve	12/29/2004				12,739.84				
Milton 07-A Water Ref Reserve	6/8/2007				72,100.80				
Milton 08-A Water Revenue	7/30/2008	0.000%	#2,893,000	1,938,081	0.00	2048	36/91	MBC - UNB	S&J
Milton 08-A Water Reserve	7/30/2008				75,783.11				
Milton 08-B Water Revenue	7/30/2008	0.000%	#1,000,000	799,833	0.00	2048	36/91	MBC - UNB	S&J
Milton 08-B Water Reserve	7/30/2008				0.00				
Mineral Wells PSD 03-A Sewer Revenue	10/30/2003	2.000% - +1.0%AF	415,000	335,502	5,189.99	2024	36/91	MBC - DEP	BRM
Mineral Wells PSD 03-A Sewer Reserve	10/30/2003				25,279.64				
Mineral Wells PSD 04-A Water Revenue	6/17/2004	0.000%	3,750,000	3,409,091	18,005.71	2024	36/91	MBC - UNB	BRM

ACCOUNT NAME	ISSUE DATE	INTEREST RATE	ORIGINAL ISSUE	OUTSTANDING 6/30/2009	ACCT - BAL 6/30/2009	LAST DEBT	DEBT MONTH	PAYING AGENT	BOND I	COUNSEL
Mineral Wells PSD 04-A Water Reserve	6/17/2004				41,276.84					
Mineral Wells PSD 04-B Water Reserve	6/17/2004				8,945.05					
Mineral Wells PSD 85-B Sewer Revenue	12/2/1985	0.000%	589,625	263,779	16,363.00	2025	10/	MBC - BNY2		BRD
Mineral Wells PSD 85-B Sewer Reserve	12/2/1985				15,565.95					
Mineral Wells PSD 95 Sewer Revenue	4/6/1995	3.000%	1,023,800	415,690	12,880.02	2016	36/91	MBC - DEP		BRM
Mineral Wells PSD 95 Sewer Reserve	4/6/1995				68,405.06					
Mineral Wells PSD 97 Sewer Ref Revenue	5/28/1997	4.500% - 6.300%	1,440,000	1,115,000	75,757.44	2025	10/04	WESBK-WHEEL		BRM
Mineral Wells PSD 97 Sewer Ref Reserve	5/28/1997				111,409.25					
Mingo County PSD 00-A Water Reserve	8/28/2000				43,912.67					
Mingo County PSD 00-B Water Reserve	8/28/2000				23,994.16					
Mingo County PSD 00-C Water Revenue	8/28/2000	5.800%	2,853,436	2,669,835	63,209.91	2039	10/04	MBC - BNY		S&J
Mingo County PSD 00-C Water Reserve	8/28/2000				53,401.25					
Mingo County PSD 00-D Water Revenue	8/28/2000	5.800%	715,000	668,995	15,837.89	2039	10/04	MBC - BBT		S&J
Mingo County PSD 00-D Water Reserve	8/28/2000				13,367.14					
Mingo County PSD 00-E Water Revenue	8/28/2000	0.000%	8,916,818	7,322,414	19,537.23	2040	36/91	MBC - UNB		S&J
Mingo County PSD 00-E Water Reserve	8/28/2000				67,079.27					
Mingo County PSD 01-A Water Revenue	3/9/2001	0.000%	837,540	676,470	1,775.96	2040	36/91	MBC - UNB		S&J
Mingo County PSD 01-A Water Reserve	3/9/2001				5,953.22					
Mingo County PSD 05-A Sewer Revenue	11/9/2005	0.000%	2,552,180	2,403,027	5,482.43	2045	36/91	MBC - UNB		S&J
Mingo County PSD 05-A Sewer Reserve	11/9/2005				13,465.87					S&J
Monongah 04 Water Bond Anticipation Note	5/13/2004	6.000% - 6.000%	340,000	CALLED 06	853.64	2006	12/06	HUNTINGTON BK		S&J
Monongah 06 Water Refunding BAN	8/29/2006	6.000%	340,000	340,000	0.89	2007	12/06	HUNTINGTON BK		S&J
Monongah 98-A Sewer Revenue	10/29/1998	0.000%	1,982,400	1,506,109	10,328.18	2038	36/91	MBC - UNB		S&J
Monongah 98-A Sewer Reserve	10/29/1998				52,285.43					
Monongalia County Schools 04 GO	5/1/2004	4.000% - 6.000%	50,000,000	46,125,000	210,032.65	2033	05/11	MBC - DTC	I	S&J
Monroe County Schools 99 GO	7/1/1999	4.625% - 4.800%	2,100,000	880,000	70,772.31	2014	06/12	MBC - DTC		BRM
Monroe County Schools 99 Sur Col	7/1/1999				196,569.55					
Montgomery 87-A Sewer Revenue	10/27/1987	8.380%	1,164,146	934,574	54,727.80	2026	10/04	MBC - BNY		H&P
Montgomery 87-A Sewer Reserve	10/27/1987				102,841.21					
Montgomery 87-B Sewer Revenue	10/27/1987	0.000%	285,539	135,255	21,209.29	2026	10/	MBC - BNY2		H&P
Montgomery 87-B Sewer Reserve	10/27/1987				9,177.05					
Montgomery 93-A Sewer Revenue	1/19/1993	7.750%	648,387	562,520	26,936.85	2031	10/04	MBC - BNY		H&P
Montgomery 93-A Sewer Reserve	1/19/1993				53,389.35					
Montgomery 93-B Sewer Revenue	1/19/1993	0.000%	21,613	12,746	732.34	2031	10/	MBC - BNY2		H&P
Montgomery 93-B Sewer Reserve	1/19/1993				677.54					

ACCOUNT NAME	ISSUE DATE	INTEREST RATE	ORIGINAL ISSUE	OUTSTANDING 6/30/2009	ACCT - BAL 6/30/2009	LAST DEBT	DEBT MONTH	PAYING AGENT	BOND I COUNSEL
Montgomery 96-A Sewer Revenue	5/2/1996	2.000% - +1.0%AF	175,000	70,910	2,863.63	2016	36/91	MBC - DEP	H&P
Montgomery 96-A Sewer Reserve	5/2/1996				10,553.80				
Monumental PSD 06-A Water Reserve	2/24/2006				11,071.47				S&J
Moorefield 07-A Water Revenue	3/1/2007	4.100% - 5.000%	3,155,000	3,105,000	62,215.18	2042	03/09	MBC - DTC	S&J
Moorefield 07-A Water Reserve	3/1/2007				194,348.00				
Moorefield 87-A Sewer Revenue	11/20/1987	8.380%	156,720	125,814	5,228.95	2026	10/04	MBC - BNY	JK
Moorefield 87-A Sewer Reserve	11/20/1987				13,845.54				
Moorefield 87-A Water Revenue	11/20/1987	8.380%	443,275	355,862	14,772.97	2026	10/04	MBC - BNY	JK
Moorefield 87-A Water Reserve	11/20/1987				38,980.00				
Moorefield 87-B Sewer Revenue	11/20/1987	0.000%	38,440	18,208	4,029.01	2026	10/	MBC - BNY2	JK
Moorefield 87-B Sewer Reserve	11/20/1987				2,274.66				
Moorefield 87-B Water Revenue	11/20/1987	0.000%	108,725	51,501	4,881.98	2026	10/	MBC - BNY2	JK
Moorefield 87-B Water Reserve	11/20/1987				2,862.00				
Moorefield 92-A Water Revenue	5/28/1992	7.750%	1,451,613	1,259,374	41,713.83	2031	10/04	MBC - BNY	S&J
Moorefield 92-A Water Reserve	5/28/1992				118,975.00				
Moorefield 92-B Water Revenue	5/28/1992	0.000%	48,387	28,536	1,643.04	2031	10/	MBC - BNY2	S&J
Moorefield 92-B Water Reserve	5/28/1992				1,241.00				
Moorefield 99-A Sewer Revenue	3/17/1999	0.000% - +1.0%AF	1,400,000	787,500	9,878.04	2020	36/91	MBC - DEP	S&J
Moorefield 99-A Sewer Reserve	3/17/1999				70,599.64				
Morgan Cty Building Comm 08 Lease Rev	8/18/2008	0.000% - 1.000%	#9,000,000	2,870,102	0.00	2013	08/	MBC - UNB	S&J
Morgantown 00-A Water & Sewer Revenue	2/29/2000	0.000% - +0.5%AF	7,842,000	5,416,620	30,461.66	2026	36/91	MBC - DEP	S&J
Morgantown 00-A Water & Sewer Reserve	2/29/2000		SURETY BD		0.00				
Morgantown 00-B Water & Sewer Revenue	2/29/2000	0.000%	2,488,000	1,996,930	6,410.03	2039	36/91	MBC - UNB	S&J
Morgantown 00-B Water & Sewer Reserve	2/29/2000		SURETY BD		0.00				
Morgantown 01-A Water & Sewer Revenue	2/8/2001	3.000%	3,812,470	1,997,567	53,867.81	2015	36/91	MBC - UNB	S&J
Morgantown 01-A Water & Sewer Reserve	2/8/2001		SURETY BD		1.91				
Morgantown 02 Parking Revenue	12/12/2002	4.470%	6,000,000	5,020,013	274,070.86	2024	01/07	MBC-UB:BH	S&J
Morgantown 02 Parking Reserve	12/12/2002				457,963.70				
Morgantown 06-A Water & Sewer Revenue	6/30/2006	2.000% - +1.0%AF	#6,410,191	6,026,618	38,891.36	2028	36/91	MBC - DEP	S&J
Morgantown 06-A Water & Sewer Reserve	6/30/2006		SURETY BD		0.00				
Morgantown 07-A Water & Sewer Revenue	8/14/2007	2.000% - +1.0%AF	#8,500,000	8,287,349	39,248.98	2029	36/91	MBC - DEP	S&J
Morgantown 07-A Water & Sewer Reserve	8/14/2007		SURETY BD		0.00				
Morgantown 77 Water Ref Revenue	7/15/1977	3.250% - 6.000%	8,750,000	ET:HUNT-MT	0.00	2009	08/02	CHASE-CHEM	S&J
Morgantown 86 Sewer Ref Revenue	12/1/1986	4.500% - 7.250%	4,620,000	ET:HUNT-MT	0.00	2005	06/12	HB-MT	S&J
Morgantown 92 Water & Sewer Revenue	9/8/1992	3.000%	11,900,000	2,630,000	109,481.08	2012	36/91	MBC - DEP	S&J

ACCOUNT NAME	ISSUE DATE	INTEREST RATE	ORIGINAL ISSUE	OUTSTANDING 6/30/2009	ACCT - BAL 6/30/2009	LAST DEBT	DEBT MONTH	PAYING AGENT	BOND COUNSEL
Morgantown 92 Water & Sewer Reserve	9/8/1992		SURETY BD		0.00				
Morgantown 95 Water & Sewer Revenue	4/27/1995	2.000% - +1.0%AF	1,601,477	591,991	29,959.12	2015	36/91	MBC - DEP	S&J
Morgantown 95 Water & Sewer Reserve	4/27/1995		SURETY BD		0.00				
Moundsville 00 Sewer Sys Loc Note Rev	3/23/2000	6.000%	#450,000	P/O 9/07	0.00	2008	03/09	P/O 9/07	S&J
Moundsville 05-A Water Reserve	12/21/2005				39,378.11				
Moundsville 05-B Water Revenue	12/21/2005	5.200%	9,745,000	9,583,343	254,322.83	2035	10/04	MBC - BNY	S&J
Moundsville 05-B Water Reserve	12/21/2005				100,978.08				
Moundsville 87-A Sewer Revenue	11/18/1987	8.380%	1,846,978	1,482,754	73,276.67	2026	10/04	MBC - BNY	S&J
Moundsville 87-A Sewer Reserve	11/18/1987				163,161.11				
Moundsville 87-B Sewer Revenue	11/18/1987	0.000%	453,022	214,589	11,506.14	2026	10/	MBC - BNY2	S&J
Moundsville 87-B Sewer Reserve	11/18/1987				14,818.84				
Mountain Top PSD 09-A Water Ref Revenue	1/23/2009	3.860%	270,000	257,267	3,289.75	2016	99/99	MBC - BBT:BH	S&J
Mountain Top PSD 09-A Water Ref Reserve	1/23/2009				40,083.93				
Mountain Top PSD 09-B Water Ref Revenue	1/23/2009	0.000%	#2,673,000	543,869	0.00	2049	36/91	MBC - UNB	S&J
Mountain Top PSD 09-B Water Ref Reserve	1/23/2009				0.00				
Mt Hope 02-A Water & Sewer Revenue	12/1/2002	4.000% - 5.700%	1,285,000	885,000	52,265.44	2031	03/09	MBC - DTC	JK
Mt Hope 02-A Water & Sewer Reserve	12/1/2002				90,253.65				
Mt Hope 07-A Water & Sewer Revenue	11/28/2007	0.000% - +.5%AF	#646,600	400,173	27,248.04	3039	36/91	MBC - DEP	JK
Mt Hope 07-A Water & Sewer Reserve	11/28/2007				3,073.48				
Mt Hope 99-A Water & Sewer Revenue	5/20/1999	0.000% - +1.0%AF	1,490,000	838,125	16,534.49	2020	36/91	MBC - DEP	JK
Mt Hope 99-A Water & Sewer Reserve	5/20/1999				84,311.25				
Mullens 98-A Sewer Revenue	12/17/1998	0.000% - +1.0%AF	1,780,000	547,684	2,536.26	2013	36/91	MBC - DEP	JK
Mullens 98-A Sewer Reserve	12/17/1998				136,924.35				
Mullens 98-B Sewer Revenue	12/17/1998	0.000%	2,586,300	2,586,300	0.00	2030	36/91	MBC - UNB	JK
Mullens 98-B Sewer Reserve	12/17/1998				0.00				
Nettie Leivasy PSD 00 Water Revenue	8/29/2000	5.800%	386,000	358,551	10,124.19	2039	10/04	MBC - BNY	S&J
Nettie Leivasy PSD 00 Water Reserve	8/29/2000				25,935.24				
Nettie Leivasy PSD 71-A Water Revenue	1/1/1971	4.750%	331,000	CALLED 07	0.59	2010	01/07	EDA-ATLANTA	S&J
Nettie Leivasy PSD 71-B Water Revenue	1/1/1971	5.750%	59,000	CALLED 07	2,740.09	2010	01/07	EDA-ATLANTA	S&J
Nettie Leivasy PSD 76 Water Reserve	5/13/1976				16,390.71				
New Creek PSD 87-A Sewer Revenue	8/17/1987	8.380%	200,757	161,168	9,445.35	2026	10/04	MBC - BNY	S&J
New Creek PSD 87-A Sewer Reserve	8/17/1987				17,735.35				
New Creek PSD 87-B Sewer Revenue	8/17/1987	0.000%	49,243	23,326	2,994.97	2026	10/	MBC - BNY2	S&J
New Creek PSD 87-B Sewer Reserve	8/17/1987				2,213.45				
New Creek Water 04-B Water Revenue	11/18/2004	0.000%	1,095,000	1,009,118	5,094.71	2044	36/91	MBC - UNB	S&J

ACCOUNT NAME	ISSUE DATE	INTEREST RATE	ORIGINAL ISSUE	OUTSTANDING 6/30/2009	ACCT - BAL 6/30/2009	LAST DEBT	DEBT MONTH	PAYING AGENT	BOND COUNSEL
New Creek Water 04-B Water Reserve	11/18/2004				9,416.46				
New Creek Water 04-C Water Revenue	11/18/2004	3.000%	286,000	253,204	3,393.79	2026	36/91	MBC - UNB	S&J
New Creek Water 04-C Water Reserve	11/18/2004				6,272.11				
New Cumberland 04-A Water & Sewer Rev	6/18/2004	0.000%	238,600	212,764	1,165.41	2044	36/91	MBC - UNB	S&J
New Cumberland 04-A Water & Sewer Res	6/18/2004				2,871.72				
New Cumberland 94-A Water & Sewer Rev	10/27/1994	6.750%	647,121	568,189	23,676.77	2033	10/04	MBC - BNY	S&J
New Cumberland 94-A Water & Sewer Res	10/27/1994				47,885.17				
New Cumberland 94-B Water & Sewer Rev	10/27/1994	0.000%	498,666	168,291	4,872.51	2016	36/91	MBC - DEP	S&J
New Cumberland 94-B Water & Sewer Res	10/27/1994				29,085.86				
New Haven 03-A& B Water Reserve	9/5/2003				13,345.22				
New Haven 82-B Sewer Sub Revenue	10/27/1982	0.000%	89,500	26,608	2,137.10	2019	10/	MBC - BNY2	JK
New Haven PSD 00-A Water Revenue	3/2/2000	0.000% - +1.0%AF	1,241,000	899,714	4,819.27	2031	36/91	MBC - BPH	S&J
New Haven PSD 00-A Water Reserve	3/2/2000		LTR/CREDIT		0.00				
New Haven PSD 00-B Water Revenue	3/2/2000	0.000%	9,004,675	7,099,816	23,391.41	2040	36/91	MBC - UNB	S&J
New Haven PSD 00-B Water Reserve	3/2/2000		LTR/CREDIT		0.00				
New Haven PSD 00-C Water Revenue	9/21/2000	AF+4.5%- 5.875%	1,605,000	1,480,000	23,971.31	2040	06/12	MBC - BNY	S&J
New Haven PSD 00-C Water Reserve	9/21/2000		LTR/CREDIT		0.00				
New Haven PSD 00-D Water Revenue	9/21/2000	0.000% - +1.0%AF	#767,354	555,273	2,955.70	2031	36/91	MBC - BPH	S&J
New Haven PSD 00-D Water Reserve	9/21/2000		LTR/CREDIT		0.00				
New Haven PSD 01-A Water Revenue	3/29/2001	0.000%	995,325	810,276	2,537.36	2041	36/91	MBC - UNB	S&J
New Haven PSD 01-A Water Reserve	3/29/2001		LTR/CREDIT		0.00				
New Haven PSD 01-B Water Revenue	3/29/2001	0.000% - +1.0%AF	732,646	555,572	2,787.98	2032	36/91	MBC - BPH	S&J
New Haven PSD 01-B Water Reserve	3/29/2001		LTR/CREDIT		0.00				
New Haven PSD 07-A Water Revenue	10/23/2007	0.000%	52,801	51,480	220.33	2028	36/91	MBC - UNB	S&J
New Haven PSD 07-A Water Reserve	10/23/2007		LTR/CREDIT		0.00				
New Haven PSD 09-A Water Revenue	1/16/2009	0.000%	#802,000	575,562	0.00	2048	36/91	MBC - UNB	S&J
New Haven PSD 09-A Water Reserve	1/16/2009		LTR/CREDIT		0.00				
New Martinsville 97-A Water & Sewer Rev	3/13/1997	0.000% - +1.0%AF	385,000	187,688	9,034.28	2019	36/91	MBC - DEP	JK
New Martinsville 97-A Water & Sewer Res	3/13/1997				24,755.06				
New Martinsville 97-B Water & Sewer Rev	3/13/1997	0.000%	6,720,000	4,907,368	58,526.30	2037	36/91	MBC - UNB	JK
New Martinsville 97-B Water & Sewer Res	3/13/1997				226,172.32				
New Martinsville 97-C Water & Sewer Rev	3/13/1997	1.000%	420,000	420,000	0.00	2037	36/91	MBC - UNB	JK
New Martinsville 97-C Water & Sewer Res	3/13/1997				0.00				
Newburg 02 Sewer Reserve	5/3/2002				3,022.26				
Newburg 08-A Water Revenue	8/5/2008	0.000%	522,000	522,000	0.00	2048	36/91	MBC - UNB	S&J

ACCOUNT NAME	ISSUE DATE	INTEREST RATE	ORIGINAL ISSUE	OUTSTANDING 6/30/2009	ACCT - BAL 6/30/2009	LAST DEBT	DEBT MONTH	PAYING AGENT	BOND COUNSEL
Newburg 08-A Water Reserve	8/5/2008				0.00				
Nitro 00-A Sewer Revenue	6/28/2000	0.000% - +0.5%AF	2,050,000	1,520,396	12,773.89	2031	36/91	MBC - DEP	VLF
Nitro 00-A Sewer Reserve	6/28/2000				60,731.24				
Nitro 01-A Sewer Revenue	6/5/2001	0.000% - +0.5%AF	543,800	407,840	3,593.67	2031	36/91	MBC - DEP	VLF
Nitro 01-A Sewer Reserve	6/5/2001				15,542.21				
Nitro 08-A Sewer Revenue	5/29/2008	3.000% - 5.000%	#313,929	261,429	3,139.73	2048	14/71	MBC - BBT	VLF
Nitro 08-A Sewer Reserve	5/29/2008				0.00				
Nitro 95-A Sewer Revenue	7/27/1995	2.000% - +1.0%AF	373,000	147,765	7,133.00	2016	36/91	MBC - DEP	V&W
Nitro 95-A Sewer Reserve	7/27/1995				22,722.91				
Nitro 96-A Sewer Revenue	12/10/1996	2.000% - +1.0%AF	4,575,502	2,285,656	63,837.67	2018	36/91	MBC - DEP	V&W
Nitro 96-A Sewer Reserve	12/10/1996				278,622.30				
North Beckley PSD 03-A Sewer Revenue	9/29/2003	0.000% - +0.5%AF	5,307,741	4,600,029	18,278.89	2035	36/91	MBC - DEP	BRM
North Beckley PSD 03-A Sewer Reserve	9/29/2003				209,547.72				
North Beckley PSD 99 Sewer Revenue	1/28/1999	0.000% - +1.0%AF	8,090,898	4,449,984	86,514.93	2020	36/91	MBC - DEP	BRM
North Beckley PSD 99 Sewer Reserve	1/28/1999				480,379.56				BRM
North Hills 04 Sewer Reserve	2/19/2004				25,120.65				BRM
Northern Jackson Cty PSD 05-A Water Rev	6/23/2005	0.000%	2,035,472	1,903,298	9,451.35	2045	36/91	MBC - UNB	G&G
Northern Jackson Cty PSD 05-A Water Res	6/23/2005				43,548.95				
Northern Jackson Cty PSD 05-B Water Res	6/23/2005				14,779.59				
Northern Jackson Cty PSD 05-C Water Res	6/23/2005				1,782.68				
Northern Jackson Cty PSD 95 Water Res	12/15/1995				6,902.14				
Northern Jackson Cty PSD 99 Water Res	6/24/1999				20,517.96				
Northern Wayne Cty PSD 01-A S Design Rev	1/30/2001	0.000% - +0.5%AF	497,857	377,536	-64.06	2032	36/91	MBC - DEP	S&J
Northern Wayne Cty PSD 01-A S Design Res	1/30/2001				8,403.91				
Northern Wayne Cty PSD 02A Sewer Ref Rev	12/1/2002	3.500% - 5.500%	1,860,000	1,565,000	31,754.16	2029	03/09	MBC - DTC	S&J
Northern Wayne Cty PSD 02A Sewer Ref Res	12/1/2002				84,033.88				
Northern Wayne Cty PSD 05-A Sewer Rev	10/4/2005	0.000% - +0.5%AF	4,536,000	4,158,000	7,637.50	2036	36/91	MBC - DEP	S&J
Northern Wayne Cty PSD 05-A Sewer Res	10/4/2005				1,260.45				
Northern Wayne Cty PSD 89-A Sewer Rev	3/16/1989	8.400%	2,354,914	2,008,484	37,320.06	2029	10/04	MBC - BNY	JK
Northern Wayne Cty PSD 89-A Sewer Res	3/16/1989				104,043.65				
Northern Wayne Cty PSD 89-C Sewer Rev	3/16/1989	0.000%	349,086	187,969	746.26	2029	10/	MBC - BNY2	JK
Northern Wayne Cty PSD 89-C Sewer Res	3/16/1989				5,325.30				
Norton-Harding-Jimtown PSD 04A Water Rev	11/30/2004	4.900%	117,237	92,961	5,338.10	2019	04/10	MBC - BBT	S&J
Norton-Harding-Jimtown PSD 04A Water Res	11/30/2004				11,133.62				S&J
Norton-Harding-Jimtown PSD 04B Water Rev	11/30/2004	5.500%	105,336	93,338	3,090.19	2026	04/10	MBC - BBT	S&J

ACCOUNT NAME	ISSUE DATE	INTEREST RATE	ORIGINAL ISSUE	OUTSTANDING 6/30/2009	ACCT - BAL 6/30/2009	LAST DEBT	DEBT MONTH	PAYING AGENT	BOND COUNSEL
Norton-Harding-Jimtown PSD 04B Water Res	11/30/2004				8,300.97				S&J
Norton-Harding-Jimtown PSD 04C Water Rev	11/30/2004	6.000%	798,427	780,905	13,269.24	2044	04/10	MBC - BBT	S&J
Norton-Harding-Jimtown PSD 04C Water Res	11/30/2004				53,411.03				
Norton-Harding-Jimtown PSD 06A Sewer Rev	10/12/2006	0.000%	333,000	320,106	498.93	2046	36/91	MBC - UNB	S&J
Norton-Harding-Jimtown PSD 06A Sewer Res	10/12/2006				1,289.44				
Norton-Harding-Jimtown PSD 07A Water Res	9/26/2007				0.00				S&J
Norton-Harding-Jimtown PSD 99A Water Rev	2/23/1999	0.000%	1,380,000	1,050,554	990.52	2038	36/91	MBC - UNB	S&J
Norton-Harding-Jimtown PSD 99A Water Res	2/23/1999				31,955.32				
Nutter Fort 02 Sewer Revenue	6/4/2002	0.000% - +0.5%AF	1,053,812	811,426	8,903.96	2028	36/91	MBC - DEP	S&J
Nutter Fort 02 Sewer Reserve	6/4/2002				50,829.76				
Nutter Fort 03 Sewer Revenue	7/30/2003	0.000%	328,000	255,840	6,493.01	2028	36/91	MBC - UNB	S&J
Nutter Fort 03 Sewer Reserve	7/30/2003				15,539.94				
Nutter Fort 09-A Water Revenue	2/17/2009	0.000%	#1,815,000	395,732	0.00	2048	36/91	MBC - UNB	S&J
Nutter Fort 09-A Water Reserve	2/17/2009				0.00				
Oak Hill 03 Stormwater Revenue	8/20/2003	4.290%	1,035,000	707,489	16,948.27	2018	99/99	MBC-BBT:BH	BRM
Oak Hill 03 Stormwater Reserve	8/20/2003				58,859.47				
Oak Hill 07 Stormwater Revenue	6/20/2007	4.280%	1,050,000	945,709	17,396.50	2022	99/99	MBC-BBT:BH	BRM
Oak Hill 07 Stormwater Reserve	6/20/2007				16,789.25				
Oak Hill 88-A Sewer Revenue	8/25/1988	9.000%	1,764,285	1,501,593	83,275.94	2028	10/04	MBC - BNY	S&J
Oak Hill 88-A Sewer Reserve	8/25/1988				165,265.96				
Oak Hill 88-B Sewer Revenue	8/25/1988	0.000%	441,071	226,181	14,856.54	2028	10/	MBC - BNY2	S&J
Oak Hill 88-B Sewer Reserve	8/25/1988				19,302.21				
Oak Hill 91-A Sewer Revenue	3/28/1991	8.100%	1,817,920	1,543,751	79,892.76	2029	10/04	MBC - BNY	S&J
Oak Hill 91-A Sewer Reserve	3/28/1991				156,022.79				
Oak Hill 91-B Sewer Revenue	3/28/1991	0.000%	82,080	45,360	2,420.73	2029	10/	MBC - BNY2	S&J
Oak Hill 91-B Sewer Reserve	3/28/1991				3,685.61				
Oak Hill 96-A Sewer Revenue	8/20/1996	2.000% - +1.0%AF	1,000,000	448,363	13,252.21	2017	36/91	MBC - DEP	S&J
Oak Hill 96-A Sewer Reserve	8/20/1996				60,919.92				
Oakland PSD 95 Water Revenue	6/28/1995	6.750%	579,740	509,026	20,407.90	2033	10/04	MBC - BNY	G&G
Oakland PSD 95 Water Reserve	6/28/1995				42,899.04				
Oakvale Road PSD 02-A Water Revenue	6/4/2002	0.000%	558,620	460,861	1,390.72	2042	36/91	MBC - UNB	S&J
Oakvale Road PSD 02-A Water Reserve	6/4/2002		LTR/CREDIT		0.00				
Oakvale Road PSD 96 Water Revenue	12/4/1996	3.000%	12,700,000	10,290,405	63,523.52	2037	36/91	MBC - UNB	S&J
Oakvale Road PSD 96 Water Reserve	12/4/1996		LTR/CREDIT		0.00				
Oakvale Road PSD 99-A Water Revenue	4/23/1999	3.000%	#1,268,489	1,081,883	7,878.96	2039	36/91	MBC - UNB	S&J

ACCOUNT NAME	ISSUE DATE	INTEREST RATE	ORIGINAL ISSUE	OUTSTANDING 6/30/2009	ACCT - BAL 6/30/2009	LAST DEBT	DEBT MONTH	PAYING AGENT	BOND COUNSEL
Oakvale Road PSD 99-A Water Reserve	4/23/1999		LTR/CREDIT		0.00				
Oakvale Road PSD 99-B Water Revenue	11/4/1999	3.000%	731,511	626,194	7,871.51	2039	36/91	MBC - UNB	S&J
Oakvale Road PSD 99-B Water Reserve	11/4/1999				34,127.77				
Oceana 00-A Sewer Revenue	6/16/2000	0.000% - +0.5%AF	5,364,000	4,067,700	31,952.37	2032	36/91	MBC - DEP	S&J
Oceana 00-A Sewer Reserve	6/16/2000				141,462.75				
Oceana 00-B Sewer Revenue	6/16/2000	0.000%	7,273,500	5,894,840	31,590.85	2040	36/91	MBC - UNB	S&J
Oceana 00-B Sewer Reserve	6/16/2000				150,924.72				
Oceana 92-A Sewer Revenue	11/18/1992	7.750%	952,364	826,242	32,963.01	2031	10/04	MBC - BNY	G&G
Oceana 92-A Sewer Reserve	11/18/1992				78,127.23				
Oceana 92-B Sewer Revenue	11/18/1992	0.000%	31,746	18,722	678.53	2031	10/	MBC - BNY2	G&G
Oceana 92-B Sewer Reserve	11/18/1992				814.89				
Oceana 96 Water Rev & Ref Revenue	9/20/1996	6.250%	2,172,800	1,935,056	57,128.44	2035	10/04	MBC - BNY	G&G
Oceana 96 Water Rev & Ref Reserve	9/20/1996				157,554.67				
Ohio County PSD (70-B &) 81-C Water Res	3/10/1981				203,092.44				
Ohio County PSD 02-A Water Revenue	5/30/2002	3.000%	528,000	381,294	9,950.32	2022	36/91	MBC - UNB	S&J
Ohio County PSD 02-A Water Reserve	5/30/2002				35,604.67				
Ohio County PSD 86-A Sewer Revenue	5/16/1986	9.750%	100,320	81,864	6,064.85	2025	10/04	MBC - BNY	S&J
Ohio County PSD 86-A Sewer Reserve	5/16/1986				10,095.62				
Ohio County PSD 86-B Sewer Revenue	5/16/1986	0.000%	49,961	21,778	3,190.18	2025	10/	MBC - BNY2	S&J
Ohio County PSD 86-B Sewer Reserve	5/16/1986				2,837.68				
Ohio County PSD 88-A Sewer Revenue	9/30/1988	9.000%	694,925	591,454	38,225.68	2028	10/04	MBC - BNY	S&J
Ohio County PSD 88-A Sewer Reserve	9/30/1988				65,097.86				
Ohio County PSD 88-B Sewer Revenue	9/30/1988	0.000%	173,731	89,086	9,659.05	2028	10/	MBC - BNY2	S&J
Ohio County PSD 88-B Sewer Reserve	9/30/1988				5,163.34				
Ohio County PSD 89-A Sewer Revenue	4/3/1989	8.400%	1,013,841	864,695	40,642.30	2029	10/04	MBC - BNY	S&J
Ohio County PSD 89-A Sewer Reserve	4/3/1989				89,405.99				
Ohio County PSD 89-B Sewer Revenue	4/3/1989	0.000%	150,288	80,924	5,770.77	2029	10/	MBC - BNY2	S&J
Ohio County PSD 89-B Sewer Reserve	4/3/1989				4,469.09				
Ohio County PSD 92 A+B+C Water Reserve	5/16/1986				93,430.96				
Ohio County PSD 97-A Sewer Revenue	10/15/1997	0.000%	1,081,000	776,102	7,227.30	2037	36/91	MBC - UNB	S&J
Ohio County PSD 97-A Sewer Reserve	10/15/1997				35,507.66				
Ohio County Schools 93 GO Escrow	6/1/1993	5.100% - 7.000%	14,800,000	8,650,000	14,247,816.81	2018	06/12	WESBK-WHEEL	G&G
Ohio County Schools 97 Ref GO	11/1/1997		14,690,000	8,720,000	506,725.41	2018	06/12	WESBK-WHEEL	BRM
Ohio County Schools 97 Ref GO Sur Col	11/1/1997				890,515.99				
Paden City 01-A Water Reserve	4/26/2001				53,268.73				

ACCOUNT NAME	ISSUE DATE	INTEREST RATE	ORIGINAL ISSUE	OUTSTANDING 6/30/2009	ACCT - BAL 6/30/2009	LAST DEBT	DEBT MONTH	PAYING AGENT	BOND COUNSEL
Paden City 82 Water Reserve	12/2/1982				21,320.91				
Paden City 87-A Sewer Revenue	4/28/1987	8.380%	536,426	430,643	25,701.71	2026	10/04	MBC - BNY	S&J
Paden City 87-A Sewer Reserve	4/28/1987				47,388.54				
Paden City 87-B Sewer Revenue	4/28/1987	0.000%	131,574	62,325	4,838.29	2026	10/	MBC - BNY2	S&J
Paden City 87-B Sewer Reserve	4/28/1987				4,116.69				
Page-Kincaid PSD 09-A Sewer Reserve	6/11/2009				0.00				
Page-Kincaid PSD 09-B Sewer Revenue	6/11/2009	0.000%	#470,000	24,105	0.00	2049	36/91	MBC - UNB	S&J
Page-Kincaid PSD 09-B Sewer Reserve	6/11/2009				0.00				
Page-Kincaid PSD 88-A Sewer Revenue	7/1/1988	9.000%	112,000	95,324	5,045.51	2028	10/04	MBC - BNY	S&J
Page-Kincaid PSD 88-A Sewer Reserve	7/1/1988				10,491.34				
Page-Kincaid PSD 88-B Sewer Revenue	7/1/1988	0.000%	28,000	14,358	869.59	2028	10/	MBC - BNY2	S&J
Page-Kincaid PSD 88-B Sewer Reserve	7/1/1988				1,418.17				
Parkersburg 03-A Parking Revenue	6/1/2003	5.000%	670,000	495,000	5,497.12	2018	06/12	MBC - DTC	G&G
Parkersburg 03-A Parking Reserve	6/1/2003				67,141.21				
Parkersburg 03-A Water & Sewer Revenue	3/4/2003	3.000%	4,000,000	3,211,856	44,075.95	2024	36/91	MBC - UNB	S&J
Parkersburg 03-A Water & Sewer Reserve	3/4/2003				149,255.22				
Parkersburg 03-B Water & Sewer Revenue	3/4/2003	5.000%	3,250,000	2,661,899	147,147.86	2023	10/04	MBC - BNY	S&J
Parkersburg 03-B Water & Sewer Reserve	3/4/2003				181,471.87				
Parkersburg 03-D Water & Sewer Revenue	8/4/2003	3.000%	926,000	753,329	10,302.54	2024	36/91	MBC - UNB	S&J
Parkersburg 03-D Water & Sewer Reserve	8/4/2003				32,731.44				
Parkersburg 03-E Water & Sewer Revenue	8/4/2003	2.000% - +1.0%AF	4,326,705	3,497,881	47,472.94	2024	36/91	MBC - DEP	S&J
Parkersburg 03-E Water & Sewer Reserve	8/4/2003				131,732.58				
Parkersburg 05-A Water & Sewer Revenue	8/1/2005	3.000% - 5.000%	34,950,000	31,210,000	1,974,805.32	2025	08/02	MBC - DTC	S&J
Parkersburg 05-A Water & Sewer Reserve	8/15/2005				2,628,276.77				
Parkersburg 06-C Water & Sewer Revenue	6/15/2006	3.700% - 5.000%	17,425,000	15,765,000	1,238,769.95	2020	09/03	MBC - DTC	S&J
Parkersburg 06-C Water & Sewer Reserve	6/15/2006				1,708,782.31				
Parkersburg 06-D Water & Sewer Ref Rev	12/14/2006	0.000% - +0.5%AF	#9,000,000	8,535,000	53,854.11	2038	36/91	MBC - DEP	S&J
Parkersburg 06-D Water & Sewer Ref Res	12/14/2006				42,746.49				S&J
Parkersburg 06-E Water & Sewer Revenue	12/14/2006	0.000% - +0.5%AF	#4,372,600	3,989,730	26,062.56	2038	36/91	MBC - DEP	S&J
Parkersburg 06-E Water & Sewer Reserve	12/14/2006				145,950.91				
Parsons 06-A Water & Sewer Revenue	8/22/2006	0.000%	454,300	433,783	3,049.53	2046	36/91	MBC - UNB	S&J
Parsons 06-A Water & Sewer Reserve	8/22/2006				2,382.27				
Parsons 07-A Water & Sewer Revenue	4/24/2007	0.000%	1,109,250	1,067,652	4,622.43	2028	36/91	MBC - UNB	S&J
Parsons 07-A Water & Sewer Reserve	4/24/2007				4,629.87				
Parsons 89-A Water & Sewer Revenue	11/22/1989	8.400%	269,103	229,515	12,033.17	2029	10/04	MBC - BNY	S&J

ACCOUNT NAME	ISSUE DATE	INTEREST RATE	ORIGINAL ISSUE	OUTSTANDING 6/30/2009	ACCT - BAL 6/30/2009	LAST DEBT	DEBT MONTH	PAYING AGENT	BOND COUNSEL
Parsons 89-A Water & Sewer Reserve	11/22/1989				23,674.18				
Parsons 89-B Water & Sewer Revenue	11/22/1989	0.000%	39,891	21,480	2,010.12	2029	10/	MBC - BNY2	S&J
Parsons 89-B Water & Sewer Reserve	11/22/1989				1,606.30				
Parsons 96 Water & Sewer Revenue	5/8/1996	6.250%	457,500	406,710	16,242.10	2035	10/04	MBC - BNY	S&J
Parsons 96 Water & Sewer Reserve	5/8/1996				31,707.21				
Paw Paw Rt 19 PSD 08-A Water Reserve	6/9/2008				0.00				
Pax 57 W Call 6/84 & 2/92 Special Acct	12/1/1957				72.41				
Pea Ridge PSD 00 Sewer Sys Design Rev	3/7/2000	2.000% - +1.0%AF	477,000	302,959	8,031.90	2021	36/91	MBC - DEP	S&J
Pea Ridge PSD 00 Sewer Sys Design Res	3/7/2000				27,105.03				
Pea Ridge PSD 03-A Sewer Revenue	8/19/2003	0.000% - +0.5%AF	12,429,500	10,668,640	40,652.44	2035	36/91	MBC - DEP	S&J
Pea Ridge PSD 03-A Sewer Reserve	8/19/2003				191,548.66				
Pea Ridge PSD 03-B Sewer Revenue	8/19/2003	5.000%	100,000	83,751	4,680.39	2023	10/04	MBC - BNY	S&J
Pea Ridge PSD 03-B Sewer Reserve	8/19/2003				5,092.30				
Pea Ridge PSD 04-A Sewer Revenue	3/1/2004	3.250% - 5.100%	2,620,000	1,925,000	86,066.17	2020	05/11	MBC - DTC	S&J
Pea Ridge PSD 04-A Sewer Reserve	3/1/2004				246,187.25				
Pea Ridge PSD 07-A Sewer Revenue	8/28/2007	0.000% - +0.5%AF	1,043,821	1,017,724	6,210.79	2038	36/91	MBC - DEP	S&J
Pea Ridge PSD 07-A Sewer Reserve	8/28/2007				3,196.27				
Pea Ridge PSD 92 Sewer Revenue	12/28/1992	3.000%	1,250,000	360,000	12,048.31	2013	36/91	MBC - DEP	S&J
Pea Ridge PSD 92 Sewer Reserve	12/28/1992				91,293.28				
Petersburg 03-A Sewer Revenue	7/15/2003	0.000% - +0.5%AF	4,415,311	3,848,465	21,401.73	2041	36/91	MBC - DEP	S&J
Petersburg 03-A Sewer Reserve	7/15/2003				59,421.07				
Petersburg 09-A Water Revenue	4/16/2009	2.000% - +1.0%AF	#2,700,000	878,267	0.00	2030	36/91	MBC - BPH	S&J
Petersburg 09-A Water Reserve	4/16/2009				0.00				
Petersburg 09-B Water Revenue	4/16/2009	0.000% - +1.0%AF	#5,000,000	0	0.00	2040	36/91	MBC - BPH	S&J
Petersburg 09-B Water Reserve	4/16/2009				0.00				
Petersburg 87-A Sewer Revenue	4/23/1987	8.380%	650,306	522,065	25,620.18	2026	10/04	MBC - BNY	S&J
Petersburg 87-A Sewer Reserve	4/23/1987				57,216.52				
Petersburg 87-B Sewer Revenue	4/23/1987	0.000%	159,506	75,556	3,265.68	2026	10/	MBC - BNY2	S&J
Petersburg 87-B Sewer Reserve	4/23/1987				4,201.42				
Petersburg 95 Sewer Revenue	3/2/1995	3.000%	739,532	300,272	8,092.22	2016	36/91	MBC - DEP	S&J
Petersburg 95 Sewer Reserve	3/2/1995				49,337.23				
Petersburg 96 Water Revenue	8/29/1996	6.250%	492,590	437,904	15,960.90	2035	10/04	MBC - BNY	S&J
Petersburg 96 Water Reserve	8/29/1996				34,135.57				
Philippi 02 Sewer Revenue	11/12/2002	0.000% - +0.5%AF	1,162,700	949,522	10,708.52	2033	36/91	MBC - DEP	S&J
Philippi 02 Sewer Reserve	11/12/2002				38,937.78				

ACCOUNT NAME	ISSUE DATE	INTEREST RATE	ORIGINAL ISSUE	OUTSTANDING 6/30/2009	ACCT - BAL 6/30/2009	LAST DEBT	DEBT MONTH	PAYING AGENT	BOND COUNSEL
Philippi 09-A Water Revenue	2/24/2009	3.000% - 5.000%	#491,200	38,962	3,684.61	2029	14/71	MBC - BBT	S&J
Philippi 09-A Water Reserve	2/24/2009				0.00				
Philippi 09-B Water Reserve	4/16/2009				0.00				
Philippi 78 Waterworks Refunding Revenue	6/1/1978	5.750% - 7.375%	920,000	CALLED 08	64,054.31	2010	06/12	CHASE-CHEM	S&J
Philippi 78 Waterworks Refunding Reserve	6/1/1978				45,352.53				
Philippi 87-A Sewer Revenue	11/19/1987	8.380%	299,193	52,768	8,623.06	2011	04/10	MBC - BNY	S&J
Philippi 87-A Sewer Reserve	11/19/1987				29,835.30				
Philippi 87-B Sewer Revenue	11/19/1987	0.000%	70,800	6,157	2,052.82	2011	04/	MBC - BNY2	S&J
Philippi 87-B Sewer Reserve	11/19/1987				3,093.56				
Piedmont 01-A Water Reserve	3/15/2001				16,358.43				
Piedmont 01-B Water Reserve	3/15/2001				6,027.91				
Pineville 08-A Water Reserve	9/15/2008				0.00				
Pleasant Hill PSD 04 Water Reserve	1/1/2004				3,229.66				
Pleasant Valley PSD 95 Water Revenue	12/7/1995	6.750%	476,000	418,388	15,061.24	2033	10/04	MBC - BNY	S&J
Pleasant Valley PSD 95 Water Reserve	12/7/1995				35,260.07				
Pleasants County Comm Pub Imp 96 GO	9/15/1996	3.875% - 5.625%	400,000	70,000	43,935.77	2011	04/10	UNITED B-CHAS	JK
Poca 87-A Sewer Revenue	3/12/1987	8.380%	878,743	705,453	29,202.41	2026	10/04	MBC - BNY	S&J
Poca 87-A Sewer Reserve	3/12/1987				77,631.22				
Poca 87-B Sewer Revenue	3/12/1987	0.000%	215,535	102,095	4,335.05	2026	10/	MBC - BNY2	S&J
Poca 87-B Sewer Reserve	3/12/1987				7,422.04				
Poca 90-A Sewer Revenue	2/23/1990	7.850%	214,969	180,472	6,419.98	2029	10/04	MBC - BNY	S&J
Poca 90-A Sewer Reserve	2/23/1990				17,894.19				
Poca 90-B Sewer Revenue	2/23/1990	0.000%	10,031	5,401	196.31	2029	10/	MBC - BNY2	S&J
Poca 90-B Sewer Reserve	2/23/1990				332.09				
Pocahontas Cty PSD 08-A Sewer Revenue	12/30/2008	0.000%	#2,500,000	1,885,530	0.00	2048	36/91	MBC - UNB	S&J
Pocahontas Cty PSD 08-A Sewer Reserve	12/30/2008				64,191.91				
Preston County PSD #1 07-A Water Revenue	7/12/2007	0.000%	#1,391,300	1,373,230	3,010.80	2047	36/91	MBC - UNB	S&J
Preston County PSD #1 07-A Water Res	7/12/2007				37,885.22				
Preston County PSD #1 07-B Water Revenue	7/12/2007	0.000% - +1.0%AF	806,838	793,390	2,579.85	2038	36/91	MBC - BPH	S&J
Preston County PSD #1 07-B Water Res	7/12/2007				28,190.36				
Preston County PSD #1 72 & 74 Water Dep	10/11/1972				3,732.10				
Preston County PSD #1 72 Water Revenue	10/11/1972	5.000%	213,000	*25,088	7,366.25	2012	01/	USDA:RD-ELKINS	S&J
Preston County PSD #1 72 Water Res	10/11/1972				12,677.04				
Preston County PSD #1 74 Water Res	9/13/1974				4,221.02				
Preston County PSD #1 95-A Water Res	9/19/1995				36,501.36				

ACCOUNT NAME	ISSUE DATE	INTEREST RATE	ORIGINAL ISSUE	OUTSTANDING 6/30/2009	ACCT - BAL 6/30/2009	LAST DEBT	DEBT MONTH	PAYING AGENT	BOND COUNSEL
Preston County PSD #1 95-B Water Res	9/19/1995				67,230.62				
Preston Cty PSD #4 (East) 02-A Water BAN	9/12/2002	3.000%	1,000,000	999,600	206.24	2007	09/	MBC - UNB	S&J
Preston Cty PSD #4 (East) 97-A Water Rev	11/7/1997	6.250%	290,000	259,659	10,366.57	2035	10/04	MBC - BNY	S&J
Preston Cty PSD #4 (East) 97-A Water Res	11/7/1997				20,243.88				
Prichard PSD 05-A Sewer Revenue	12/13/2005	0.000%	817,354	774,616	1,862.02	2045	36/91	MBC - UNB	S&J
Prichard PSD 05-A Sewer Reserve	12/13/2005				24,220.53				
Princeton 08 Sewer BAN	7/22/2008	3.490%	500,000	500,000	1,427.45	2011	99/99	MBC-BBT:BH	G&G
Princeton 96 Sewer Refunding Revenue	8/15/1996	4.000% - 5.750%	1,015,000	195,000	8,548.36	2011	05/11	F CENTURY B-BLF	G&G
Princeton 96 Sewer Refunding Reserve	8/15/1996				30.38				
Pt Pleasant 89-A Water & Sewer Revenue	6/27/1989	8.400%	1,837,600	1,567,271	82,133.47	2029	10/04	MBC - BNY	S&J
Pt Pleasant 89-A Water & Sewer Reserve	6/27/1989				162,049.48				
Pt Pleasant 89-B Water & Sewer Revenue	6/27/1989	0.000%	272,400	146,677	10,483.28	2029	10/	MBC - BNY2	S&J
Pt Pleasant 89-B Water & Sewer Reserve	6/27/1989				11,920.90				
Putnam Cty Building Comm 00-A Water Rev	1/27/2000	4.350% - 6.375%*	6,610,000	6,090,000	76,804.39	2039	06/12	MBC - BNY	S&J
Putnam Cty Building Comm 00-B Water Rev	1/27/2000	4.350% - 6.375%*	3,800,000	2,735,000	40,632.26	2039	06/12	MBC - BNY	S&J
Putnam Cty Building Comm 08-A Water Rev	7/23/2008	0.000%	2,914,000	1,875,315	0.00	2048	36/91	MBC - UNB	S&J
Putnam Cty Building Comm 08-A Water Res	7/23/2008				76,359.05				
Putnam PSD 02-A Sewer Reserve	3/7/2002				236,393.40				
Putnam PSD 02-B Sewer Revenue	3/7/2002	2.000% - +1.0%AF	1,422,000	1,053,232	9,189.32	2023	36/91	MBC - DEP	S&J
Putnam PSD 02-B Sewer Reserve	3/7/2002				57,851.77				
Putnam PSD 04-A Water Revenue	6/18/2004	5.000%	250,000	54,994	50,923.72	2009	10/04	MBC - BBT	S&J
Putnam PSD 04-A Water Reserve	6/18/2004				57,778.11				
Putnam PSD 05-A Sewer BAN	9/8/2005	3.000%	2,000,000	1,999,800	0.01	2007	09/06	MBC - UNB	S&J
Putnam PSD 06-A Sewer Reserve	5/12/2006				31,381.52				
Putnam PSD 06-A Water Reserve	5/12/2006				50,120.10				
Putnam PSD 06-B Sewer Reserve	5/12/2006				13,350.55				
Putnam PSD 07-A Sewer Revenue	3/19/2007	3.000%	#2,330,000	2,219,755	14,594.32	2028	36/91	MBC - UNB	S&J
Putnam PSD 07-A Sewer Reserve	3/19/2007				16,897.80				
Putnam PSD 08-A Sewer Revenue	1/28/2008	2.000% - +1.0%AF	#3,680,000	3,519,779	20,295.88	2029	36/91	MBC - DEP	S&J
Putnam PSD 08-A Sewer Reserve	1/28/2008				224,175.68				
Putnam PSD 08-A Water Revenue	1/28/2008	5.000%	1,436,000	1,436,000	47,408.48	2047	10/04	MBC - BBT	S&J
Putnam PSD 08-A Water Reserve	1/28/2008				84,774.79				
Putnam PSD 08-B Sewer Revenue	6/6/2008	0.000%	#509,000	388,184	0.00	2048	36/91	MBC - UNB	S&J
Putnam PSD 08-B Sewer Reserve	6/6/2008				0.00				
Putnam PSD 09-A Sewer Reserve	6/26/2009				0.00				

ACCOUNT NAME	ISSUE DATE	INTEREST RATE	ORIGINAL ISSUE	OUTSTANDING 6/30/2009	ACCT - BAL 6/30/2009	LAST DEBT	DEBT MONTH	PAYING AGENT	BOND COUNSEL
Putnam PSD 93-A Sewer Rev	3/30/1993	0.000%	267,000	59,333	1,600.92	2013	36/91	MBC - DEP	JK
Putnam PSD 93-A Sewer Reserve	3/30/1993				15,211.36				
Putnam PSD 99-A Water Revenue	6/16/1999	5.800%	6,440,000	6,220,123	126,369.29	2038	10/04	MBC - BNY	S&J
Putnam PSD 99-A Water Reserve	6/16/1999				392,417.71				
Putnam PSD 99-B Water Revenue	6/16/1999	3.400% - 5.500%	5,425,000	4,540,000	171,427.72	2038	10/04	MBC - BNY	S&J
Putnam PSD 99-B Water Reserve	6/16/1999				370,082.43				
Putnam Union PSD 97-A Water Revenue	3/7/1997	6.250%	350,000	311,991	11,167.88	2035	10/04	MBC - BNY	JK
Putnam Union PSD 97-A Water Reserve	3/7/1997				24,323.49				
Raleigh County PSD 05-A Water Reserve	9/28/2005				20,680.73				
Raleigh County PSD 05-B Water Reserve	9/28/2005				1,437.20				
Ravenclyff-McGraws-Saulsville PSD 09A Res	2/2/2009				0.00				
Ravenclyff-McGraws-Saulsville PSD 09B Rev	2/2/2009	0.000%	#1,586,000	1,123,547	0.00	2048	36/91	MBC - UNB	S&J
Ravenclyff-McGraws-Saulsville PSD 09B Res	2/2/2009				0.00				
Ravenswood 02 Sewer Revenue	12/19/2002	4.750%	#320,000	125,590	19,771.95	2014	99/99	MBC-WESBK:BH	BRM
Ravenswood 06-A Sewer BAN	9/22/2006	3.000%	1,329,325	1,329,325	27,354.41	2012	99/99	MBC-WVHD:US-P	
Ravenswood 06-A Sewer Reserve	6/19/2006				40,632.13				
Ravenswood 06-A Water Revenue	4/25/2006	3.000%	733,958	678,691	16,279.02	2027	36/91	MBC - UNB	S&J
Ravenswood 06-A Water Reserve	4/25/2006				12,514.61				
Ravenswood 06-B Sewer Reserve	6/19/2006				20,086.22				
Ravenswood 91 Sewer Revenue	12/19/1991	3.000%	315,000	46,400	6,184.60	2011	36/91	MBC - DEP	G&G
Ravenswood 91 Sewer Reserve	12/19/1991				21,513.49				
Ravenswood 99 Water Ref Revenue	3/30/1999	5.000%	485,000	290,000	35,688.19	2017	07/01	MBC-UNB:BH	VLF
Red Jacket PSD 87 Sewer Revenue	4/30/1987	9.750%	668,677	664,571	0.75	2025	10/04	MBC - BBT	S&J
Red Jacket PSD 87 Sewer Reserve	4/30/1987				0.00				
Red Sulphur PSD 02-A Water & Sewer Res	7/11/2002				27,193.34				
Red Sulphur PSD 03-A Water & Sewer Res	7/21/2003				20,329.69				
Red Sulphur PSD 05-A Water & Sewer Rev	8/11/2005	0.000%	4,150,000	3,957,616	28,865.35	2045	36/91	MBC - UNB	S&J
Red Sulphur PSD 05-A Water & Sewer Res	8/11/2005				22,365.33				
Red Sulphur PSD 06-A Water & Sewer Res	11/6/2006				12,771.93				
Red Sulphur PSD 06-B Water & Sewer Rev	11/6/2006	0.000%	473,000	473,000	55,792.14	2046	36/91	MBC - UNB	S&J
Red Sulphur PSD 06-B Water & Sewer Res	11/6/2006				8,811.18				
Red Sulphur PSD 87-A Water & Sewer Rev	11/16/1987	8.380%	738,647	592,986	28,211.70	2026	10/04	MBC - BNY	S&J
Red Sulphur PSD 87-A Water & Sewer Res	11/16/1987				65,255.49				
Red Sulphur PSD 87-B Water & Sewer Rev	11/16/1987	0.000%	181,173	85,819	4,518.43	2026	10/	MBC - BNY2	S&J
Red Sulphur PSD 87-B Water & Sewer Res	11/16/1987				5,700.72				

ACCOUNT NAME	ISSUE DATE	INTEREST RATE	ORIGINAL ISSUE	OUTSTANDING 6/30/2009	ACCT - BAL 6/30/2009	LAST DEBT	DEBT MONTH	PAYING AGENT	BOND COUNSEL
Reedsville 01 Sewer Reserve	8/22/2001				7,397.93				
Reedsville 09-A Sewer Revenue	5/21/2009	3.000% - 5.000%	#382,000	98,750	1,000.00	2029	71/41	MBC - BBT	S&J
Reedsville 09-A Sewer Reserve	5/21/2009				0.00				
Richwood 02 Water & Sewer Revenue	12/18/2002	0.000% - +0.5%AF	682,314	545,850	7,132.45	2033	36/91	MBC - DEP	BRM
Richwood 02 Water & Sewer Reserve	12/18/2002				25,042.79				
Ridgeley 03-A Sewer Revenue	3/11/2003	0.000% - +0.5%AF	665,979	554,979	3,964.94	2034	36/91	MBC - DEP	S&J
Ridgeley 03-A Sewer Reserve	3/11/2003				11,543.27				
Ridgeley 88-A Sewer Revenue	8/4/1988	9.000%	159,327	135,602	6,278.46	2028	10/04	MBC - BNY	S&J
Ridgeley 88-A Sewer Reserve	8/4/1988				14,861.44				
Ridgeley 88-B Sewer Revenue	8/4/1988	0.000%	39,832	20,433	854.60	2028	10/	MBC - BNY2	S&J
Ridgeley 88-B Sewer Reserve	8/4/1988				1,035.16				
Ripley 07-A Water Reserve	1/23/2007				7,052.70				
Ripley 07-B Water Reserve	1/23/2007				5,744.20				
Ripley 08 Water Refunding Revenue	10/8/2008	4.250%	339,000	317,612	9,936.09	2017	99/99	MBC-MVB:BH	BRM
Ripley 89-A Sewer Revenue	12/28/1989	7.850%	487,262	402,559	21,382.17	2028	10/04	MBC - BNY	G&G
Ripley 89-A Sewer Reserve	12/28/1989				40,734.12				
Ripley 89-B Sewer Revenue	12/28/1989	0.000%	22,738	11,967	789.39	2028	10/	MBC - BNY2	G&G
Ripley 89-B Sewer Reserve	12/28/1989				969.34				
River Road PSD 01 Water Revenue	10/25/2001	2.000% - +1.0%AF	1,068,500	741,911	11,748.41	2022	36/91	MBC - BPH	S&J
River Road PSD 01 Water Reserve	10/25/2001				63,083.03				
Roane County Schools 03 Ref GO	11/1/2003	2.500% - 3.750%	2,900,000	1,605,000	126,057.36	2015	05/11	MBC - DTC	G&G
Roane Cty Schools 03 Ref GO Spec Surplus	11/1/2003				1.06				
Roane Cty Schools 03 Ref GO Sur Col	11/1/2003				163,633.86				
Romney 01 Sewer Ref Revenue	9/13/2001	4.800% - ADJUST	659,000	447,232	9,816.89	2019	99/99	MBC-SUMMIT CM B	BRM
Romney 01 Sewer Ref Reserve	9/13/2001				54,613.53				
Romney 06-A Sewer Ref Revenue	8/8/2006	0.000%	2,880,000	2,767,788	6,307.66	2046	36/91	MBC - UNB	S&J
Romney 06-A Sewer Ref Reserve	8/8/2006				11,955.73				S&J
Romney 82-B Sewer Revenue	7/28/1982	0.000%	195,500	58,122	4,904.67	2019	10/	MBC - BNY2	S&J
Romney 97-B Water Revenue	8/25/1997	0.000%	1,424,038	1,028,982	7,864.69	2037	36/91	MBC - UNB	S&J
Romney 97-B Water Reserve	8/25/1997				41,871.75				
Ronceverte 08 Sewer Revenue	12/10/2008	0.000%	#1,300,000	1,258,159	23,713.78	2020	99/99	MBC - PVB	BRM
Ronceverte 08 Sewer Reserve	12/10/2008				0.00				BRM
Ronceverte 08-A Water Revenue	9/5/2008	0.000% - +0.5%AF	#2,000,000	1,391,228	0.00	2040	36/91	MBC - BPH	S&J
Ronceverte 08-A Water Reserve	9/5/2008				0.00				
Rowlesburg 06-A Water Reserve	10/13/2006				4,236.39				

ACCOUNT NAME	ISSUE DATE	INTEREST RATE	ORIGINAL ISSUE	OUTSTANDING 6/30/2009	ACCT - BAL 6/30/2009	LAST DEBT	DEBT MONTH	PAYING AGENT	BOND COUNSEL
Salem 95-A Sewer Revenue	6/27/1995	0.000% - +1.0%AF	3,150,000	1,141,875	17,686.88	2016	36/91	MBC - DEP	S&J
Salem 95-A Sewer Reserve	6/27/1995				157,500.06				
Salem 95-B Sewer Reserve	6/27/1995				106,483.37				
Salt Rock Sewer PSD 03-A Sewer Revenue	7/31/2003	0.000% - +0.5%AF	2,050,000	1,798,706	9,222.39	2043	36/91	MBC - DEP	S&J
Salt Rock Sewer PSD 03-A Sewer Reserve	7/31/2003				27,588.28				
Salt Rock Sewer PSD 03-B Sewer Revenue	7/31/2003	5.000%	60,000	57,094	1,728.11	2042	10/04	MBC - BBT	S&J
Salt Rock Sewer PSD 03-B Sewer Reserve	7/31/2003				2,254.67				
Salt Rock Sewer PSD 04 Sewer R&R	12/29/2004				85,794.33				
Salt Rock Sewer PSD 04-A Sewer Revenue	12/29/2004	0.000% - +0.5%AF	11,068,062	10,194,353	29,079.58	2044	36/91	MBC - DEP	S&J
Salt Rock Sewer PSD 04-A Sewer Reserve	12/29/2004				84,735.66				
Salt Rock Sewer PSD 04-B Sewer Revenue	12/29/2004	0.000%	7,500,000	6,960,784	17,998.60	2044	36/91	MBC - UNB	S&J
Salt Rock Sewer PSD 04-B Sewer Reserve	12/29/2004				57,418.15				
Salt Rock Sewer PSD 87-A Sewer Revenue	4/15/1987	8.380%	1,185,479	951,704	43,331.61	2026	10/04	MBC - BNY	S&J
Salt Rock Sewer PSD 87-A Sewer Reserve	4/15/1987				104,728.84				
Salt Rock Sewer PSD 87-B Sewer Revenue	4/15/1987	0.000%	290,771	137,734	6,445.11	2026	10/	MBC - BNY2	S&J
Salt Rock Sewer PSD 87-B Sewer Reserve	4/15/1987				9,092.54				
Salt Rock Sewer PSD 90-A Sewer Revenue	3/2/1990	7.850%	248,408	208,543	8,282.84	2029	10/04	MBC - BNY	S&J
Salt Rock Sewer PSD 90-A Sewer Reserve	3/2/1990				20,676.34				
Salt Rock Sewer PSD 90-B Sewer Revenue	3/2/1990	0.000%	11,592	6,242	267.05	2029	10/	MBC - BNY2	S&J
Salt Rock Sewer PSD 90-B Sewer Reserve	3/2/1990				353.94				
Salt Rock Water PSD 00-A Water Revenue	9/21/2000	AF+4.5%- 5.875%	9,300,000	8,585,000	122,770.78	2040	06/12	MBC - BNY	S&J
Salt Rock Water PSD 00-A Water Reserve	9/21/2000		LTR/CREDIT		0.00				
Salt Rock Water PSD 00-B Water Revenue	9/21/2000	0.000%	3,000,000	2,403,839	7,692.22	2040	36/91	MBC - UNB	S&J
Salt Rock Water PSD 00-B Water Reserve	9/21/2000		LTR/CREDIT		0.00				
Salt Rock Water PSD 08-A Water Revenue	12/19/2008	0.000%	#296,800	10,750	0.00	2048	36/91	MBC - UNB	S&J
Salt Rock Water PSD 08-A Water Reserve	12/19/2008		LTR/CREDIT		0.00				
Scotts Run (New Hill) PSD 91-A Sewer Rev	12/20/1991	7.750%	137,568	119,348	4,905.91	2031	10/04	MBC - BNY	BRM
Scotts Run (New Hill) PSD 91-A Sewer Res	12/20/1991				11,328.36				
Scotts Run (New Hill) PSD 91-B Sewer Rev	12/20/1991	0.000%	4,586	2,705	123.54	2031	10/	MBC - BNY2	BRM
Scotts Run (New Hill) PSD 91-B Sewer Res	12/20/1991				138.21				
Scotts Run PSD 03-A Sewer Revenue	11/25/2003	0.000% - +0.5%AF	#8,111,813	7,311,293	22,236.55	2043	36/91	MBC - DEP	G&G
Scotts Run PSD 03-A Sewer Reserve	11/25/2003				111,766.16				
Scotts Run PSD 08-A Sewer Revenue	9/18/2008	3.000% - 5.000%	#575,500	368,050	11,799.79	2048	47/11	MBC - BBT	S&J
Scotts Run PSD 08-A Sewer Reserve	9/18/2008				0.00				
Shady Spring PSD 02-A Sewer Revenue	3/8/2002	0.000% - +0.5%AF	2,419,905	1,956,087	16,232.77	2033	36/91	MBC - DEP	JTP

ACCOUNT NAME	ISSUE DATE	INTEREST RATE	ORIGINAL ISSUE	OUTSTANDING 6/30/2009	ACCT - BAL 6/30/2009	LAST DEBT	DEBT MONTH	PAYING AGENT	BOND COUNSEL
Shady Spring PSD 02-A Sewer Reserve	3/8/2002				81,192.11				
Shady Spring PSD 05-A Sewer Revenue	12/13/2005	0.000%	2,875,000	2,761,513	12,712.14	2045	36/91	MBC - UNB	JTP
Shady Spring PSD 05-A Sewer Reserve	12/13/2005				12,724.75				JTP
Shady Spring PSD 05-B Sewer Revenue	12/19/2005	0.000% - +0.5%AF	3,078,043	2,956,537	14,910.58	2045	36/91	MBC - DEP	JTP
Shady Spring PSD 05-B Sewer Reserve	12/19/2005				81,534.50				
Shady Spring PSD 82-B Sewer Revenue	8/12/1982	0.000%	795,515	243,074	20,390.94	2019	10/	MBC - BNY2	H&P
Shady Spring PSD 94-A Sewer Revenue	6/8/1994	0.000%	170,532	49,013	1,611.00	2015	36/91	MBC - DEP	H&P
Shady Spring PSD 94-A Sewer Reserve	6/8/1994				8,583.49				
Shady Spring PSD 96-A Sewer Revenue	4/25/1996	2.000% - +1.0%AF	151,800	62,132	3,028.33	2016	36/91	MBC - DEP	H&P
Shady Spring PSD 96-A Sewer Reserve	4/25/1996				9,246.05				
Shady Spring PSD 97-C Sewer Revenue	6/24/1997	0.000% - +1.0%AF	2,197,304	1,016,253	23,575.33	2018	36/91	MBC - DEP	H&P
Shady Spring PSD 97-C Sewer Reserve	6/24/1997				110,584.29				
Shady Spring PSD 97-D Sewer Ref Revenue	6/24/1997	6.250%	3,056,955	2,730,304	110,895.92	2035	10/04	MBC - BNY	H&P
Shady Spring PSD 97-D Sewer Ref Reserve	6/24/1997				213,249.20				H&P
Shady Spring PSD 98-A Sewer Revenue	11/25/1998	0.000% - +1.0%AF	1,202,100	646,129	13,085.34	2020	36/91	MBC - DEP	JTP
Shady Spring PSD 98-A Sewer Reserve	11/25/1998				60,498.30				
Shady Spring PSD 98-B Sewer Revenue	12/17/1998	0.000% - +1.0%AF	839,000	409,013	9,154.89	2019	36/91	MBC - DEP	JTP
Shady Spring PSD 98-B Sewer Reserve	12/17/1998				42,224.18				
Shady Spring PSD 99-A Sewer Revenue	3/18/1999	0.000% - +1.0%AF	752,000	404,200	8,474.83	2020	36/91	MBC - DEP	JTP
Shady Spring PSD 99-A Sewer Reserve	3/18/1999				37,846.08				
Shady Spring PSD 99-B Sewer Revenue	3/18/1999	5.750%	165,000	149,255	5,628.24	2037	10/04	MBC - BBT	JTP
Shady Spring PSD 99-B Sewer Reserve	3/18/1999				10,766.66				
Shepherdstown 03-A Water Revenue	6/13/2003	0.000% - +1.0%AF	#699,459	571,221	5,590.21	2033	36/91	MBC - BPH	BRM
Shepherdstown 03-A Water Reserve	6/13/2003				14,181.47				
Shepherdstown 03-B Water Revenue	6/13/2003	2.000% - +1.0%AF	1,300,541	1,022,322	17,619.38	2024	36/91	MBC - BPH	BRM
Shepherdstown 03-B Water Reserve	6/13/2003				45,085.57				
Shepherdstown 73 Water Depreciation	9/19/1973				182,110.50				
Shepherdstown 73 Water Revenue	9/19/1973	5.000%	600,000	110,874	23,519.62	2013	01/	GMAC-CPLT1:B1T	S&J
Shepherdstown 73 Water Reserve	9/19/1973				38,392.79				
Shinnston 05-A Water Reserve	11/17/2005				36,107.91				
Shinnston 90-A Sewer Revenue	3/29/1990	7.850%	2,245,223	1,884,912	92,181.72	2029	10/04	MBC - BNY	S&J
Shinnston 90-A Sewer Reserve	3/29/1990				186,875.50				
Shinnston 90-B Sewer Revenue	3/29/1990	0.000%	104,777	56,418	3,627.23	2029	10/	MBC - BNY2	S&J
Shinnston 90-B Sewer Reserve	3/29/1990				4,218.60				
Short Line PSD 05-A Water Revenue	8/24/2005	0.000%	1,274,183	1,199,231	2,950.24	2045	36/91	MBC - UNB	S&J

ACCOUNT NAME	ISSUE DATE	INTEREST RATE	ORIGINAL ISSUE	OUTSTANDING 6/30/2009	ACCT - BAL 6/30/2009	LAST DEBT	DEBT MONTH	PAYING AGENT	BOND COUNSEL
Short Line PSD 05-A Water Reserve	8/24/2005				7,948.03				
Short Line PSD 73-A Water Reserve	11/6/1973				29,707.62				S&J
Short Line PSD 73-B Water Reserve	11/6/1973				8,223.52				S&J
Short Line PSD 74 Water Reserve	9/12/1974				1,966.24				S&J
Short Line PSD 90 Water Reserve	5/9/1991				7,165.59				S&J
Sissonville PSD 01 Sewer Ref Revenue	12/28/2001	5.250% - 6.000%	1,440,000	1,195,000	69,270.20	2025	10/04	MBC - DTC	G&G
Sissonville PSD 01 Sewer Ref Reserve	12/28/2001				59,392.45				
Sissonville PSD 03-A Sewer Revenue	6/17/2003	2.000% - +1.0%AF	1,313,000	1,046,837	22,160.81	2024	36/91	MBC - DEP	G&G
Sissonville PSD 03-A Sewer Reserve	6/17/2003				53,132.39				
Sistersville 03 Water Ref Revenue	11/21/2003	3.350% - 5.500%	910,000	675,000	16,595.18	2020	06/12	MBC - DTC	S&J
Sistersville 03 Water Ref Reserve	11/21/2003				84,578.31				
Sistersville 90-A Sewer Revenue	3/1/1990	7.850%	1,057,749	637,816	56,016.19	2018	10/04	MBC - BNY	JK
Sistersville 90-A Sewer Reserve	3/1/1990				105,392.83				
Sistersville 90-B Sewer Revenue	3/1/1990	0.000%	49,361	17,629	1,811.09	2018	10/	MBC - BNY2	JK
Sistersville 90-B Sewer Reserve	3/1/1990				1,788.11				
Smithers 03-A Sewer Reserve	11/6/2003				10,673.94				
Smithers 03-B Sewer Revenue	11/6/2003	0.000%	800,000	716,340	2,006.99	2043	36/91	MBC - UNB	G&G
Smithers 03-B Sewer Reserve	11/6/2003				8,471.78				
Sophia 07-A Sewer Revenue	10/23/2007	3.000%	#767,031	759,999	4,240.27	2029	36/91	MBC - UNB	S&J
Sophia 07-A Sewer Reserve	10/23/2007				1,705.18				&J
Sophia 95 Sewer Revenue	7/24/1995	6.750%	156,705	137,591	4,013.87	2033	10/04	MBC - BNY	G&G
Sophia 95 Sewer Reserve	7/24/1995				11,543.25				
South Charleston 03-A Sewer Revenue	9/5/2003	2.000% - +1.0%AF	4,567,360	3,769,508	61,193.91	2024	36/91	MBC - DEP	JK
South Charleston 03-A Sewer Reserve	9/5/2003				126,290.65				
South Charleston 04-B Sewer Revenue	6/18/2004	0.000% - +0.5%AF	1,072,997	879,657	35,124.34	2032	36/91	MBC - DEP	JK
South Charleston 04-B Sewer Reserve	6/18/2004				55,282.47				
South Charleston 04-C Sewer Reserve	6/18/2004				53,275.20				
South Charleston 86-B Sewer Revenue	8/29/1986	0.000%	378,985	165,199	16,443.39	2025	10/	MBC - BNY2	JK
South Charleston 86-B Sewer Reserve	8/29/1986				16,585.98				
South Charleston 99-A Sewer Revenue	5/25/1999	2.000% - +1.0%AF	605,854	355,445	9,993.42	2020	36/91	MBC - DEP	JK
South Charleston 99-A Sewer Reserve	5/25/1999				36,906.96				
Southern Jackson Cty PSD 01 A&B W Res	12/21/2001				23,809.59				
Southern Jackson Cty PSD 02 Sewer Rev	5/30/2002	0.000%	2,888,924	2,489,796	13,788.83	2042	36/91	MBC - UNB	G&G
Southern Jackson Cty PSD 02 Sewer Res	5/30/2002				44,111.16				
Southern Jackson Cty PSD 05 Water Res	9/23/2005				11,018.42				

ACCOUNT NAME	ISSUE DATE	INTEREST RATE	ORIGINAL ISSUE	OUTSTANDING 6/30/2009	ACCT - BAL 6/30/2009	LAST DEBT	DEBT MONTH	PAYING AGENT	BOND COUNSEL
Southern Jackson Cty PSD 77 Water Res	3/13/1978				27,754.89				
Southern Jackson Cty PSD 91 Water Res	3/18/1991				9,632.17				
Southern Jackson Cty PSD 97 Water Res	2/27/1997				29,522.79				
Southern Jackson Cty PSD 98-A Water Rev	5/22/1998	0.000%	380,000	278,344	2,056.55	2038	36/91	MBC - UNB	JK
Southern Jackson Cty PSD 98-A Water Res	5/22/1998				10,517.32				
Spencer 00 Sewer Reserve	8/24/2000				18,025.67				
Spencer 91 Taxable Water Reserve	12/9/1991				21,560.94				
Spencer 93 Water Reserve	3/18/1993				17,687.36				
Spencer 98 Water Reserve	6/5/1998				51,302.38				
Spring Valley PSD 01-A Sewer Revenue	2/1/2001	2.000% - +1.0%AF	820,500	560,090	8,978.68	2022	36/91	MBC - DEP	JK
Spring Valley PSD 01-A Sewer Reserve	2/1/2001				49,984.72				
Spring Valley PSD 97-A Sewer Revenue	2/19/1997	2.000% - +1.0%AF	74,329	33,017	926.10	2017	36/91	MBC - DEP	JK
Spring Valley PSD 97-A Sewer Reserve	2/19/1997				4,597.82				
St Albans 00-A Water & Sewer Ref Revenue	4/1/2000	4.100% - 4.700%	2,500,000	985,000	45,850.69	2013	04/10	BANK OF NY	S&J
St Albans 00-A Water & Sewer Ref Reserve	4/1/2000				125,042.45				
St Albans 00-B Water & Sewer Revenue	3/15/2000	2.000% - +1.0%AF	16,281,000	11,304,691	179,283.47	2022	36/91	MBC - DEP	S&J
St Albans 00-B Water & Sewer Reserve	3/15/2000				990,689.84				
St Albans 00-C Water & Sewer Revenue	3/15/2000	5.800%	225,000	163,591	11,386.35	2020	10/04	MBC - BBT	S&J
St Albans 00-C Water & Sewer Reserve	3/15/2000				19,388.55				
St Albans 08-A Water & Sewer Revenue	12/3/2008	4.370%	2,735,000	2,691,372	33,974.23	2028	99/99	MBC - BBT:BH	S&J
St Albans 08-A Water & Sewer Reserve	12/3/2008				205,722.32				
St Marys 03-A Water & Sewer Revenue	10/22/2003	3.000% - 5.000%	#425,000	340,163	44,635.74	2025	47/11	MBC - BBT	JK
St Marys 03-A Water & Sewer Reserve	10/22/2003				12,876.28				
St Marys 06-A Water & Sewer Revenue	7/10/2006	0.500%	1,581,250	1,491,356	5,024.08	2036	36/91	MBC - UNB	JK
St Marys 06-A Water & Sewer Reserve	7/10/2006				10,971.11				
St Marys 08-A Water & Sewer Ref Reserve	11/5/1996				0.00				
St Marys 08-B Water & Sewer Ref Reserve	11/5/1996				0.00				
St Marys 96-B Water & Sewer Revenue	11/13/1996	2.000% - +1.0%AF	128,000	59,040	2,111.04	2017	36/91	MBC - DEP	JK
St Marys 96-B Water & Sewer Reserve	11/13/1996				7,797.87				
St Marys 98-A Water & Sewer Revenue	6/18/1998	5.750%	554,000	353,000	31,201.21	2018	10/04	MBC - BBT	JK
St Marys 98-A Water & Sewer Reserve	6/18/1998				48,016.71				
Stonewood 09-A Water Reserve	4/24/2009				0.00				
Stonewood 09-B Water Reserve	4/24/2009				0.00				
Summersville 02-A Water & Sewer Revenue	12/18/2002	0.000%	4,661,505	4,109,485	28,134.44	2042	36/91	MBC - UNB	S&J
Summersville 02-A Water & Sewer Reserve	12/18/2002				60,184.40				

ACCOUNT NAME	ISSUE DATE	INTEREST RATE	ORIGINAL ISSUE	OUTSTANDING 6/30/2009	ACCT - BAL 6/30/2009	LAST DEBT	DEBT MONTH	PAYING AGENT	BOND COUNSEL
Summersville 02-B Water & Sewer Revenue	12/18/2002	0.000% - +1.0%AF	2,388,495	2,030,221	20,991.81	2034	36/91	MBC - BPH	S&J
Summersville 02-B Water & Sewer Reserve	12/18/2002				39,061.98				
Summersville 07-A Water & Sewer Revenue	5/15/2007	0.000%	#8,682,265	8,099,895	25,840.07	2037	36/91	MBC - UNB	BRM
Summersville 07-A Water & Sewer Reserve	5/15/2007				2,584.00				
Summersville 07-B Water & Sewer Revenue	5/15/2007	0.000% - +0.5%AF	#2,000,000	1,736,481	6,593.36	2036	36/91	MBC - DEP	BRM
Summersville 07-B Water & Sewer Reserve	5/15/2007				617.30				
Summersville 09-A Water & Sewer BAN	3/3/2009	3.000%	1,110,000	1,110,000	102,548.95	2012	14/71	MBC - BBT	S&J
Summersville 67 Water & Sewer Reserve	11/22/1967				4,679.78				
Summersville 90-A Water & Sewer Revenue	4/6/1990	7.850%	281,848	236,617	12,419.79	2029	10/04	MBC - BNY	V&W
Summersville 90-A Water & Sewer Reserve	4/6/1990				23,459.20				
Summersville 90-B Water & Sewer Revenue	4/6/1990	0.000%	13,152	7,082	606.79	2029	10/	MBC - BNY2	V&W
Summersville 90-B Water & Sewer Reserve	4/6/1990				365.84				
Summersville 91-A Water & Sewer Revenue	8/13/1991	8.100%	790,057	670,904	35,553.17	2029	10/04	MBC - BNY	V&W
Summersville 91-A Water & Sewer Reserve	8/13/1991				67,806.73				
Summersville 91-B Water & Sewer Revenue	8/13/1991	0.000%	35,671	19,713	1,281.98	2029	10/	MBC - BNY2	V&W
Summersville 91-B Water & Sewer Reserve	8/13/1991				1,016.33				
Summersville 98-A Water & Sewer Revenue	1/6/1998	0.000%	639,000	466,961	6,011.51	2037	36/91	MBC - UNB	V&W
Summersville 98-A Water & Sewer Reserve	1/6/1998				19,413.18				
Sun Valley PSD 01-A Sewer Ref Revenue	10/18/2001	0.000%	1,073,405	861,636	7,809.77	2038	36/91	MBC - UNB	S&J
Sun Valley PSD 01-A Sewer Ref Reserve	10/18/2001				29,221.77				
Sun Valley PSD 97-A Sewer Revenue	4/10/1997	0.000%	853,000	614,825	4,078.53	2037	36/91	MBC - UNB	S&J
Sun Valley PSD 97-A Sewer Reserve	4/10/1997				22,176.27				
Taylor County Schools 03 GO	8/1/2003	3.000% - 3.625%	7,910,000	5,855,000	315,138.84	2019	05/11	MBC - DTC	S&J
Taylor County Schools 03 GO Sur Col	8/1/2003				259,467.57				
Taylor County Schools 04 GO	3/1/2004	2.500%	3,080,000	2,285,000	97,779.70	2019	05/11	MBC - DTC	S&J
Taylor County Schools 04 Sur Col	3/1/2004				108,387.60				
Taylor Cty PSD 04-A Water Reserve	7/16/2004				8,602.47				
Taylor Cty PSD 05-A Water Ref Reserve	5/16/2005				100,559.22				
Taylor Cty PSD 07-A Water Reserve	5/24/2007				957.26				
Tennerton PSD 01-A Sewer Reserve	9/13/2001				30,431.91				
Tennerton PSD 08-A Sewer Reserve	4/17/2008				0.00				
Tennerton PSD 86-B Sewer Revenue	3/12/1986	0.000%	169,883	76,000	6,168.84	2025	10/	MBC - BNY2	VWL
Tennerton PSD 86-B Sewer Reserve	3/12/1986				9,208.31				
Tennerton PSD 97-A Sewer Revenue	9/18/1997	2.000% - +1.0%AF	585,627	292,545	5,139.48	2018	36/91	MBC - DEP	S&J
Tennerton PSD 97-A Sewer Reserve	9/18/1997				35,675.97				

ACCOUNT NAME	ISSUE DATE	INTEREST RATE	ORIGINAL ISSUE	OUTSTANDING 6/30/2009	ACCT - BAL 6/30/2009	LAST DEBT	DEBT MONTH	PAYING AGENT	BOND COUNSEL
Terra Alta 97-A Sewer Sys Design Revenue	10/7/1997	2.000% - +1.0%AF	400,000	204,871	4,656.98	2018	36/91	MBC - DEP	S&J
Terra Alta 97-A Sewer Sys Design Reserve	10/7/1997				24,366.15				
Terra Alta 98-A Water Revenue	3/30/1998	0.000%	520,000	377,580	1,678.03	2037	36/91	MBC - UNB	S&J
Terra Alta 98-A Water Reserve	3/30/1998				16,196.63				
Terra Alta 99-A Sewer Revenue	7/22/1999	0.000% - +1.0%AF	200,000	117,500	1,201.15	2021	36/91	MBC - DEP	S&J
Terra Alta 99-A Sewer Reserve	7/22/1999				9,318.24				
Terra Alta 99-B Sewer Revenue	7/22/1999	0.000%	4,780,000	3,724,674	13,935.13	2039	36/91	MBC - UNB	S&J
Terra Alta 99-B Sewer Reserve	7/22/1999				119,341.16				
Thomas 88 Water Depreciation	4/7/1988				31,614.95				
Thomas 88 Water Reserve	4/7/1988				5,243.32				S&J
Thomas 97-A Sewer Revenue	12/17/1997	0.000%	1,500,000	939,092	5,732.67	2029	36/91	MBC - DEP	S&J
Thomas 97-A Sewer Reserve	12/17/1997				19,197.10				
Tomlinson PSD 04-A Water Revenue	3/9/2004	0.000% - 0.000%	1,353,815	1,221,950	6,759.39	2044	36/91	MBC - UNB	S&J
Tomlinson PSD 04-A Water Reserve	3/9/2004				40,462.23				S&J
Tomlinson PSD 04-B Water Revenue	3/9/2004	5.000%	669,500	649,904	20,152.18	2043	10/04	MBC - BBT	S&J
Tomlinson PSD 04-B Water Reserve	3/9/2004				17,082.57				
Tunnelton 02 Sewer Reserve	4/19/2002				16,015.92				
Tunnelton 90 Water Reserve	5/3/1990				28,421.90				
Union PSD 91-A Sewer Revenue	8/28/1991	8.100%	2,139,656	1,816,964	79,773.86	2029	10/04	MBC - BNY	JK
Union PSD 91-A Sewer Reserve	8/28/1991				183,634.56				
Union PSD 91-B Sewer Revenue	8/28/1991	7.750%	4,229,604	3,669,477	148,788.99	2031	10/04	MBC - BNY	JK
Union PSD 91-B Sewer Reserve	8/28/1991				348,266.28				
Union PSD 91-C Sewer Revenue	8/28/1991	0.000%	237,602	136,539	17,802.47	2031	10/	MBC - BNY2	JK
Union PSD 91-C Sewer Reserve	8/28/1991				8,902.26				
Union PSD 96-A Sewer Revenue	4/4/1996	2.000% - +1.0%AF	344,416	145,476	3,860.83	2016	36/91	MBC - DEP	JK
Union PSD 96-A Sewer Reserve	4/4/1996				21,330.12				
Union-Williams PSD 00 Sewer Revenue	12/15/2000	0.000% - +0.5%AF	412,000	302,112	-39.04	2031	36/91	MBC - DEP	BRM
Union-Williams PSD 00 Sewer Reserve	12/15/2000				12,133.41				
Union-Williams PSD 04-A Sewer Revenue	2/19/2004	0.000% - +0.5%AF	15,596,291	13,674,088	-110.60	2035	36/91	MBC - DEP	BRM
Union-Williams PSD 04-A Sewer Reserve	2/19/2004				0.00				
Union-Williams PSD 04-B Sewer Revenue	2/19/2004	0.000%	1,900,000	1,715,761	-11.01	2043	36/91	MBC - UNB	BRM
Union-Williams PSD 04-B Sewer Reserve	2/19/2004				0.00				
Union-Williams PSD 07 Sewer Revenue	3/29/2007	0.000%	#284,652	229,226	0.00	2038	36/91	MBC - UNB	BRM
Union-Williams PSD 07 Sewer Reserve	3/29/2007				0.00	2038			BRM
Union-Williams PSD 91 Sewer Reserve	4/16/1991				28,912.63				

ACCOUNT NAME	ISSUE DATE	INTEREST RATE	ORIGINAL ISSUE	OUTSTANDING 6/30/2009	ACCT - BAL 6/30/2009	LAST DEBT	DEBT MONTH	PAYING AGENT	BOND I COUNSEL
Upper Kanawha Val(London)PSD 97-L S Note	8/18/1997	0.000% - +3.0%AF	119,064	119,064	0.00	2020	08/	MBC - UNB	S&J
Upper Kanawha Val(Pnt Ck)PSD 97P S Note	8/18/1997	0.000% - +3.0%AF	145,000	145,000	0.00	2020	08/	MBC - UNB	S&J
Upper Kanawha Valley PSD 02-A Sewer Rev	3/15/2002	0.500%	300,000	237,067	2,029.29	2032	36/91	MBC - UNB	S&J
Upper Kanawha Valley PSD 02-A Sewer Res	3/15/2002				8,134.63				
Upper Kanawha Valley PSD 99 Sewer Rev	10/21/1999	0.000%	5,768,297	4,532,216	27,964.79	2039	36/91	MBC - UNB	S&J
Upper Kanawha Valley PSD 99 Sewer Res	10/21/1999				180,544.42				
Valley Falls PSD 06-A Water Ref Res	11/22/2006				34,847.62				
Valley Falls PSD 07-A Water Revenue	1/12/2007	0.000%	4,878,315	4,725,867	25,326.26	2040	36/91	MBC - UNB	S&J
Valley Falls PSD 07-A Water Reserve	1/12/2007				17,851.48				
Vienna 91 Water Revenue	10/1/1991	6.000% - 8.000%	820,000	ET:WESBANC	10.87	2011	10/04	WESBK-WHEEL	BRM
Vienna 95 Water Refunding Revenue	9/27/1995	5.000% - 6.250%	780,000	210,000	100,301.95	2011	09/03	WESBK-WHEEL	DM
Vienna 95 Water Refunding Reserve	9/27/1995				86,460.35				
Walton PSD 05 Water Reserve	4/14/2005				1,173.42				
Walton PSD 08 Water Reserve	7/3/2008				0.00				
War 08-A Water Revenue	6/26/2008	0.000%	#215,300	211,235	450.51	2048	36/91	MBC - UNB	S&J
War 08-A Water Reserve	6/26/2008				5,473.68				
War 99-A & 99A-Lot 2 Sewer Reserve	6/25/1999				24,731.99				
War 99-A Lot 2 Sewer Revenue	6/25/1999	0.000%	724,274	564,372	11,623.93	2039	36/91	MBC - UNB	G&G
War 99-A Sewer Revenue	6/25/1999	0.000%	245,726	191,462	3,944.69	2039	36/91	MBC - UNB	G&G
Wardensville 08-A Water Revenue	12/10/2008	0.000% - +1.0%AF	#1,550,000	588,248	0.00	2040	36/91	MBC - BPH	S&J
Wardensville 08-A Water Reserve	12/10/2008				0.00				
Warm Springs PSD 02-A Sewer Revenue	6/25/2002	0.000% - +0.5%AF	1,316,000	1,052,792	8,679.83	2033	36/91	MBC - DEP	JK
Warm Springs PSD 02-A Sewer Reserve	6/25/2002				43,883.83				
Warm Springs PSD 07-A Sewer Revenue	2/28/2007	0.000%	8,290,000	8,127,450	18,060.76	2046	36/91	MBC - UNB	JK
Warm Springs PSD 07-A Sewer Reserve	2/28/2007				18,091.89				
Warm Springs PSD 07-B Sewer Revenue	2/28/2007	0.000%	2,019,000	2,019,000	0.00	2046	36/91	MBC - UNB	JK
Warm Springs PSD 07-B Sewer Reserve	2/28/2007				0.00				
Warm Springs PSD 07-C Sewer Revenue	2/28/2007	0.000% - +0.5%AF	3,000,000	2,971,596	3,955.44	2038	36/91	MBC - DEP	JK
Warm Springs PSD 07-C Sewer Reserve	2/28/2007				15,233.88				
Warm Springs PSD 78 Sewer Reserve	8/14/1978				78,297.40				
Warm Springs PSD 89 Sewer Reserve	8/3/1989				19,553.73				JK
Warm Springs PSD 94 Sewer Revenue	8/26/1994	0.000%	1,423,158	444,725	12,955.93	2015	36/91	MBC - DEP	JK
Warm Springs PSD 94 Sewer Reserve	8/26/1994				71,158.12				
Warm Springs PSD 98 Sewer Reserve	11/19/1998				22,078.61				
Wayne 04-A Water Reserve	10/21/2004				20,165.43				S&J

ACCOUNT NAME	ISSUE DATE	INTEREST RATE	ORIGINAL ISSUE	OUTSTANDING 6/30/2009	ACCT - BAL 6/30/2009	LAST DEBT	DEBT MONTH	PAYING AGENT	BOND I COUNSEL
Wayne 04-B Water Revenue	10/21/2004	0.000% - +1.0%AF	#1,925,000	1,649,948	13,648.37	2035	36/91	MBC - BPH	S&J
Wayne 04-B Water Reserve	10/21/2004				17,605.54				
Wayne 07-A Water Revenue	6/14/2007	1.000%	#256,000	69,283	0.00	2040	36/91	MBC - UNB	S&J
Wayne 07-A Water Reserve	6/14/2007				0.00				
Wayne 08-A Sewer Revenue	2/20/2008	3.000% - 5.000%	75,500	75,500	1,530.35	2028	36/91	MBC - BBT	S&J
Wayne 08-A Sewer Reserve	2/20/2008				0.00				
Weirton 06-A Water Revenue	4/25/2006	2.000% - +1.0%AF	#2,555,000	2,336,665	16,242.69	2028	36/91	MBC - BPH	S&J
Weirton 06-A Water Reserve	4/25/2006				16,886.27				
Weirton 07-A Sewer Revenue	4/11/2007	2.000% - +1.0%AF	#4,199,404	3,533,008	37,687.62	2028	36/91	MBC - DEP	S&J
Weirton 07-A Sewer Reserve	4/11/2007				255,811.09				
Weirton 91-A Water Revenue	5/23/1991	8.100%	4,784,000	2,587,616	310,034.39	2016	10/04	MBC - BNY	S&J
Weirton 91-A Water Reserve	5/23/1991				454,091.83				
Weirton 91-B Water Revenue	5/23/1991	0.000%	216,000	69,120	11,657.37	2016	10/	MBC - BNY2	S&J
Weirton 91-B Water Reserve	5/23/1991				12,424.45				
Weirton 98-A Water Revenue	4/8/1998	2.000% - +1.0%AF	2,190,000	1,203,866	14,847.14	2019	36/91	MBC - DEP	S&J
Weirton 98-A Water Reserve	4/8/1998				133,408.82				
Welch 08-A Sewer Revenue	5/6/2008	0.000% - +0.5%AF	#2,000,000	1,294,073	0.00	2048	36/91	MBC - DEP	S&J
Welch 08-A Sewer Reserve	5/6/2008				53,356.10				
Wellsburg 93 Water & Sewer Ref Revenue	11/19/1993	3.000% - 5.650%	740,000	234,904	16,532.25	2013	25/81	MBC-UNB:BH	G&G
Wellsburg 93 Water & Sewer Revenue	11/19/1993	3.000%	1,185,374	399,336	15,570.37	2014	36/91	MBC - DEP	G&G
Wellsburg 93 Water & Sewer Reserve	11/19/1993				79,195.01				
West Dunbar PSD 77-A Sewer Revenue	7/1/1977	5.625%	426,000	190,000	22,346.07	2017	07/01	FED RES-RICHMD	JK
West Dunbar PSD 77-A Sewer Reserve	7/1/1977				3,900.57				
West Dunbar PSD 93 Sewer Reserve	3/18/1993				958.12				
West Hamlin 07-A Water & Sewer Reserve	6/28/2007				7,150.24				
West Hamlin 80 Water & Sewer Reserve	12/15/1980				42,580.64				
West Union 02 Water & Sewer Revenue	8/29/2002	0.000%	#810,000	689,806	2,053.67	2042	36/91	MBC - UNB	BRM
West Union 02 Water & Sewer Reserve	8/29/2002				13,353.51				
West Union 98-C Water & Sewer Revenue	12/15/1998	0.000%	2,075,000	1,579,666	6,718.96	2038	36/91	MBC - UNB	S&J
West Union 98-C Water & Sewer Reserve	12/15/1998				55,963.62				
Weston 00-A Sewer Revenue	12/20/2000	0.000% - +0.5%AF	3,192,097	2,447,269	11,123.70	2032	36/91	MBC - DEP	JK
Weston 00-A Sewer Reserve	12/20/2000				83,368.54				JK
Weston 00-B Sewer Revenue	12/20/2000	0.000%	6,250,000	5,113,620	15,847.08	2040	36/91	MBC - UNB	JK
Weston 00-B Sewer Reserve	12/20/2000				127,199.31				
Weston 05-A Sewer Revenue	6/24/2005	0.000%	597,037	554,667	7,185.33	2045	36/91	MBC - UNB	JK

ACCOUNT NAME	ISSUE DATE	INTEREST RATE	ORIGINAL ISSUE	OUTSTANDING 6/30/2009	ACCT - BAL 6/30/2009	LAST DEBT	DEBT MONTH	PAYING AGENT	BOND I	COUNSEL
Weston 05-A Sewer Reserve	6/24/2005				5,093.90					
Weston 07-A Sewer Revenue	9/18/2007	0.000%	3,047,000	3,007,428	6,594.97	2047	36/91	MBC - UNB		S&J
Weston 07-A Sewer Reserve	9/18/2007				4,619.41					
Weston 69 Sewer Revenue Escrow	6/1/1969	4.750%	519,000	P/O 6/08	4,941.17	2008	06/12	EDA-ATLANTA		GOVT
Weston 96 Sewer Revenue	12/10/1996	0.000% - +1.0%AF	1,274,287	541,572	13,465.77	2017	36/91	MBC - DEP		JK
Weston 96 Sewer Reserve	12/10/1996				85,375.19					
Wetzel County PSD #1 06-A Water Reserve	6/27/2006				8,428.98					
Wetzel County PSD #1 93-A Water Revenue	6/28/1993	7.750%	154,839	134,334	6,435.85	2031	10/04	MBC - BNY		S&J
Wetzel County PSD #1 93-A Water Reserve	6/28/1993				12,750.24					
Wetzel County PSD #1 93-B Water Revenue	6/28/1993	0.000%	5,161	3,044	569.25	2031	10/	MBC - BNY2		S&J
Wetzel County PSD #1 93-B Water Reserve	6/28/1993				234.92					
Wheeling 03 Civic Center GO	2/1/2003	3.000% - 4.750%	2,600,000	2,255,000	140,885.91	2028	05/11	MBC - DTC		S&J
Wheeling 05-A Water & Sewer Revenue	5/3/2005	2.000% - +1.0%AF	#14,500,000	12,974,886	42,993.94	2026	36/91	MBC - DEP		S&J
Wheeling 05-A Water & Sewer Reserve	5/3/2005				220,390.43					S&J
Wheeling 06-A Water & Sewer Revenue	9/26/2006	3.750% - 5.250%	12,000,000	11,560,000	38,399.66	2036	06/12	MBC - DTC		S&J
Wheeling 06-A Water & Sewer Reserve	9/26/2006				776,852.79					S&J
Wheeling 97 Water & Sewer Ref Revenue	1/1/1997	3.650% - 5.629%	20,600,000	7,470,000	111,613.98	2015	12/06	BANK OF NY	I	S&J
Wheeling 97 Water & Sewer Ref Res	1/1/1997				1,964,378.78					
White Oak PSD 92-A Sewer Revenue	8/12/1992	7.750%	319,355	277,062	13,268.09	2031	10/04	MBC - BNY		S&J
White Oak PSD 92-A Sewer Reserve	8/12/1992				26,296.35					
White Oak PSD 92-B Sewer Revenue	8/12/1992	0.000%	10,645	6,278	266.31	2031	10/	MBC - BNY2		S&J
White Oak PSD 92-B Sewer Reserve	8/12/1992				353.49					
White Sulphur Springs 08-A S GAN	11/14/2008	4.250%	1,200,000	1,200,000	4,210.60	2010	99/99	MBC - BBT:BH		JK
White Sulphur Springs 09-A Sewer Revenue	4/9/2009	0.000% - +.5%AF	#3,874,614	675,628	0.00	2040	36/91	MBC - DEP		JK
White Sulphur Springs 09-A Sewer Reserve	4/9/2009				0.00					
White Sulphur Springs 09-A Water Revenue	6/12/2009	2.000% - +1.0%AF	#625,000	103,500	0.00	2030	36/91	MBC - BPH		JK
White Sulphur Springs 09-A Water Reserve	6/12/2009				0.00					JK
Wilderness PSD 01-A Water Reserve	8/8/2001				33,255.88					
Wilderness PSD 79 Water Reserve	5/17/1979				43,700.48					
Wilderness PSD 92 Water Reserve	7/15/1992				18,272.46					
Wilderness PSD 97 Water Reserve	9/18/1997				23,967.03					
Williamson 86-B Water & Sewer Revenue	5/28/1986	0.000%	698,295	312,395	93,175.52	2025	10/	MBC - BNY2		G&G
Williamson 86-B Water & Sewer Reserve	5/28/1986				31,374.10					
Williamson 86-C Water & Sewer Reserve	5/28/1986				238,555.56					
Williamson 96-A Water & Sewer Ref Rev	10/1/1996	3.800% - 5.500%	1,840,000	1,385,000	57,773.55	2025	10/04	BANK OF NY	I	V&W

ACCOUNT NAME	ISSUE DATE	INTEREST RATE	ORIGINAL ISSUE	OUTSTANDING 6/30/2009	ACCT - BAL 6/30/2009	LAST DEBT	DEBT MONTH	PAYING AGENT	BOND I	COUNSEL
Williamson 96-A Water & Sewer Ref Res	10/1/1996				130,148.07					
Williamstown 05-A Sewer Revenue	6/2/2005	2.000% - +1.0%AF	230,282	198,821	2,527.91	2026	36/91	MBC - DEP		S&J
Williamstown 05-A Sewer Reserve	6/2/2005				4,878.05					
Williamstown 87-A Sewer Revenue	6/25/1987	9.750%	15,551	12,762	687.25	2025	10/04	MBC - BNY		BRD
Williamstown 87-A Sewer Reserve	6/25/1987				1,626.28					
Williamstown 87-A1 Sewer Revenue	6/25/1987	8.380%	659,637	529,557	26,177.46	2026	10/04	MBC - BNY		BRD
Williamstown 87-A1 Sewer Reserve	6/25/1987				58,273.05					
Williamstown 87-B Sewer Revenue	6/25/1987	0.000%	169,539	80,198	4,656.83	2026	10/	MBC - BNY2		BRD
Williamstown 87-B Sewer Reserve	6/25/1987				7,222.19					
Winfield 03 Sewer Revenue	1/9/2003	2.000% - +1.0%AF	99,250	72,371	765.37	2023	36/91	MBC - DEP		G&G
Winfield 03 Sewer Reserve	1/9/2003				6,046.88					
Winfield 04 Sewer Revenue	9/16/2004	2.000% - +1.0%AF	500,000	420,787	3,125.86	2025	36/91	MBC - DEP		G&G
Winfield 04 Sewer Reserve	9/16/2004				13,242.64					
Winfield 86-A Sewer Revenue	12/15/1986	8.380%	381,884	306,577	15,163.80	2026	10/04	MBC - BNY		VWL
Winfield 86-A Sewer Reserve	12/15/1986				33,736.84					
Winfield 86-B Sewer Revenue	12/15/1986	0.000%	93,666	44,368	5,734.20	2026	10/	MBC - BNY2		VWL
Winfield 86-B Sewer Reserve	12/15/1986				6,152.17					
Wood County Schools 05 GO	3/1/2005	4.000% - 4.250%	35,000,000	28,115,000	1,666,218.05	2020	05/11	MBC - DTC		STB
WV Higher Education 07-A Ref Rev	4/17/2007	4.000% - 5.000%	25,915,000	25,010,000	6,287.97	2027	04/10	MBC - DTC	I	STB
WV Higher Education Facilities 04-B Rev	8/31/2004	2.100% - 6.000%	167,260,000	147,925,000	214,219.43	2034	04/10	MBC - DTC	I	STB
WV State Univ Facil 03-A Ref Rev	8/1/2003	2.000% - 5.000%	22,160,000	6,520,000	160,933.35	2012	04/10	BANK OF NY	I	STB
WV State Univ Sys (MU Med Ctr) 00-B Rev	5/15/2000	5.250% - 6.000%	9,360,000	7,255,000	7,263,007.39	2025	04/10	BANK OF NY	I	S&J
WV State University Facil 03-A Ref Rev	8/1/2003	2.000% - 5.000%	60,380,000	22,520,000	517,961.00	2012	04/10	BANK OF NY	I	STB
WV Univ 86 Student Union Revenue	8/1/1986	5.500% - 7.400%	4,885,000	ET:BANK1-C	0.00	2006	04/10	BANK OF NY		JK
Wyoming County Schools 00 GO	5/1/2000	5.000% - 7.000%	7,000,000	3,695,000	601,093.86	2015	05/11	UNITED B-CHAS		BRM
Wyoming County Schools 00 Sur Col	5/1/2000				164,391.11					