

NINETY-FIRST
ANNUAL REPORT



WEST VIRGINIA MUNICIPAL BOND COMMISSION

ANNUAL SUMMARY OF RECEIPTS & DISBURSEMENTS
JULY 1, 2011 – JUNE 30, 2012

WEST VIRGINIA MUNICIPAL BOND COMMISSION

Suite 1117
900 Pennsylvania Avenue
Charleston WV 25302
(304) 558-3971
Fax (304) 558-1280
munibondcomm@wv.gov
mbc.wv.gov

CRAIG GRIFFITH

STATE TAX COMMISSIONER, CHAIR

JOHN D. PERDUE

STATE TREASURER

GLEN B. GAINER III

STATE AUDITOR

JOHN ROACH

MEMBER

LARRY CHAPMAN

MEMBER

SARA L. BOARDMAN

EXECUTIVE DIRECTOR

KATIE H. WEBB

ACCOUNTANT

PATRICIA A. LANHAM

ACCOUNTING TECH

TAMMY L. GARNER

OFFICE ASSISTANT

TABLE OF CONTENTS

Annual of Summary of Receipts and Disbursements	1
Report of the Executive Director	2
Summary of Investments	5
Debt Service Accounts	6
Deposits for Investments	9
New Bond Issues.	10
Paid out Bond Issues	11
Paying Agent Banks and Governmental Listings	12
Bond Counsel Listing.	14
Active Bond Accounts	15
Active Bonds Funded through ARRA	90

**WEST VIRGINIA
MUNICIPAL BOND COMMISSION**

**Annual Summary of
Receipts and Disbursements
July 1, 2011 - June 30, 2012**

Account Numbers 7250 and 7251

	FY 10-11	FY 11-12
Beginning Balance, July 1	\$ 169,073,070.54	\$ 173,418,028.18
Add: Remittances	177,020,932.58	358,009,580.72
Public Utility Taxes	5,566,669.55	7,869,857.13
Interest Earned on:		
Escrowed Investments	503,243.24	447,296.04
Pool Investments	270,580.66	96,046.67
Discount Earned on:		
Matured Escrowed Investments	0.00	0.00
Miscellaneous	0.00	0.00
Total Receipts	183,361,426.03	366,422,780.56
Beginning Balance plus Receipts	352,434,496.57	539,840,808.74
Less: Principal Paid	106,740,049.50	147,337,152.20
Interest Paid	64,723,119.88	68,864,711.89
Bondholder Adm Fee Paid	2,432,195.06	2,656,876.13
Premium Paid on:		
Matured Escrowed Investments	0.00	0.00
Bonds Retired Early	0.00	321,350.00
Refunds to Issuers	4,819,590.83	8,161,151.80
Bank Fees Paid	550.00	1,750.00
MBC Fees Paid	297,117.01	281,899.72
IMB Fees Paid	3,846.11	4,209.37
Miscellaneous	0.00	0.00
Total Disbursements	179,016,468.39	227,629,101.11
Ending Balance, June 30	\$ 173,418,028.18	\$ 312,211,707.63

THE MUNICIPAL BOND COMMISSION

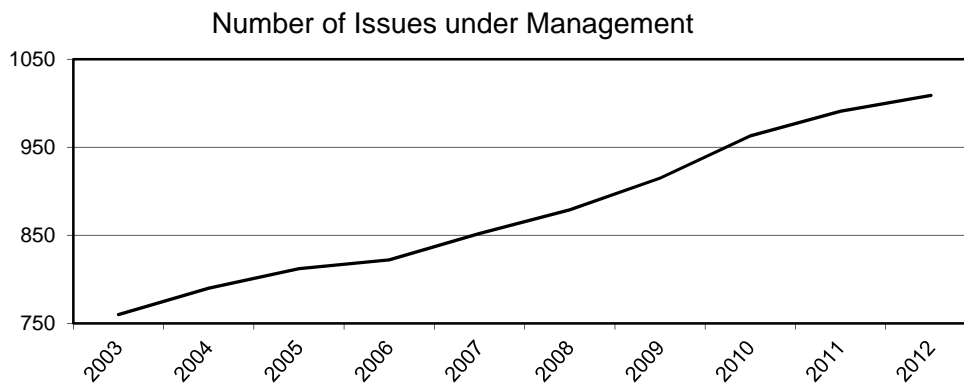
Report of the Executive Director

In 1921, The West Virginia Legislature created the State Sinking Fund Commission to act as the fiscal agent/trustee for the bond issues of the State and its political subdivisions. The agency was charged with the responsibility of receiving the deposits of the various issuers, investing them for maximum return consistent with State statute and bond ordinance requirements, disbursing funds to the appropriate paying agent banks or bondholders to meet debt services, receiving and reconciling cancelled securities, maintaining and reporting the financial accounts of each depositor, and aiding the issuers in the management of their resources. The agency would encourage the financial growth of the State by helping to maintain a receptive financial market for West Virginia bond issues through professional management services and to provide a central information source. In 1977, the name of the Commission was changed to the Municipal Bond Commission.

The Commission is composed of five members: State Tax Commissioner Craig Griffith, Chairman; State Treasurer John D. Perdue, member; State Auditor Glen B. Gainer III, member; Larry Chapman of Gilmer County, member; and John Roach, former Mayor of Oceana, Wyoming County, member. The Commission elects an Executive Director who is responsible for the day to day operations of the Commission. The Commission meets periodically to oversee the operations of the staff.

Under State statute, the Commission is appointed as fiscal agent for all general obligation (tax levy) bond issues of the county commissions, municipalities, and school districts of the State. It determines levy requirements for all such issues each year. In the ninety-one years since the creation of the Commission, the State has not had a default or slow payment on any general obligation issue in the State.

The Commission is also appointed fiscal agent for revenue bond issues of municipalities and their utilities. Additional accounts are maintained for State agency



revenue bonds colleges and universities. The Commission also serves as fiscal agent for most, though not all, public service districts. It does not handle State general obligation bonds (roads and schools), State

and local housing bonds, Parkway Authority, School Building Authority bond issues, or

any industrial development bond issues. The Commission works closely with the WV Infrastructure and Jobs Development Council, the Water Development Authority, the WV Department of Environmental Protection, and the WV Bureau of Public Health in the management of their water and sewer infrastructure projects. The Commission also maintains many reserve accounts for the US Department of Agriculture bond issues. At present, 1,009 bond issues and 2415 accounts are under supervision.

For eighty years, the Legislature has made a blanket appropriation annually to cover possible deficiencies that could arise in State and general obligation sinking fund accounts. This act, in part, reads:

Sinking Fund Deficiencies-There is hereby appropriated to the Governor a sufficient amount to meet a deficiency that may arise...in the funds of the Municipal Bond Commission because of the failure of any State agency for either general obligation or revenue bonds or any local taxing district for general obligation bonds to remit funds necessary for the payment of interest and sinking fund requirement. The Governor is authorized to transfer from time to time such amounts to the Municipal Bond Commission as may be necessary for (this purpose).

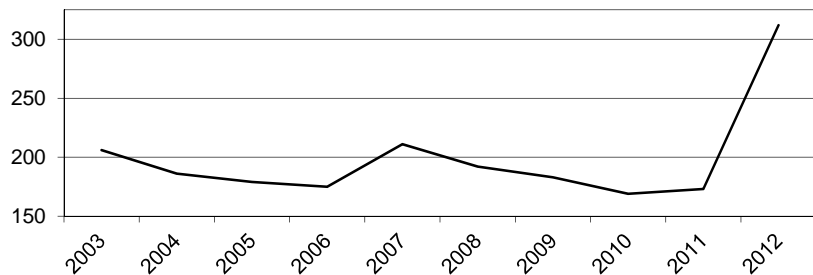
Standard & Poor has recognized this annual Legislative appropriation and the Commission's management as a Credit Enhancement Program, and has awarded all West Virginia general obligation bonds administered by the Commission a minimum rating of A+.

S&P comments favorably on the Commission's oversight program of all local general obligation debt in this rating. Moody's has also recognized the supervision of the Commission.

The Commission also maintains discretionary accounts, called 7251, where State and local governments may deposit surplus funds for investment. All funds on deposit with the Commission are invested to earn interest. As of June 30, 2012, the Commission held the following managed assets:

Pool Investments	\$157,603,991.03
Escrowed Investments	<u>149,000,090.43</u>
Total Investments	\$306,604,081.46
Cash	<u>5,607,625.58</u>
Total Managed Assets	<u>\$312,211,707.04</u>

Total Managed Assets (in millions)



This is an increase of 80.03% compared with a year earlier. This increase is due in part to Higher Education escrowing some of their revenue bonds.

Pool investments of the Commission are held in a Government Money Market Pool, which is maintained at the Board of Treasury Investments. This Pool is limited to full faith and credit US Treasury and Agency investments of less than 13 months maturity, and has an average portfolio maturity not exceeding 90 days. The Pool is under the supervision of an outside professional investment manager. Other investments held by the Commission, primarily escrowed investments held in trust to defease specific bond issues, are maintained in separate accounts outside the Pool. These investments are made only at the direction of the issuers. The Pool's yield increased for the fiscal year to an average of 0.05%.

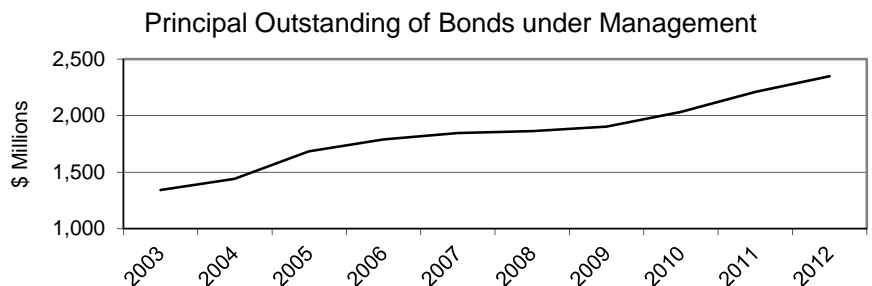
RECENT DEVELOPMENTS

For several years, issuers are able to process their required bond payment electronically through our website. There has been an increase in the number of issuers utilizing the automatic sweep for their payments. Our agency is one of the top five in the state collecting funds electronically.

Thirty-seven new issues were received during the year and twenty-two paid out. Total issues managed at year end were 1,009, with original principal outstanding of \$3.115 billion.

Distribution of Issues		
Percent		Principal Outstanding
65.4	Water and/or Sewer	\$ 1,536,480,352
18.9	County Schools	443,090,000
15.6	Higher Education	365,570,000
<u>0.1</u>	Other	<u>2,765,000</u>
100.0		\$ 2,347,905,352

Current total principal outstanding of these issues is \$2.348 billion. Many issues have not yet drawn their full loan. The majority of the issues the Commission handles are Water and Sewer projects, followed by County Schools and Higher Education. The Commission handles a small number of issues for BANS, Parking, Improvements, Civic Center and Hospitals. The Commission serves as fiscal agent for issues from every county in the state, as well as some State government issues.



The Commission serves as fiscal agent for issues from every county in the state, as well as some State government issues.

Since 1991, the Commission has financed its operations from fees assessed for its services. This fee will remain the same

this coming fiscal year to 23/100 of 1% of the debt service paid for each issue, with a maximum of no more than \$2,000 per issue or series per year.

7250

SUMMARY OF INVESTMENTS AS OF JUNE 30, 2012
(at cost)

7250

	<u>June 30, 2011</u>	<u>June 30, 2012</u>
Investment Pool	\$ 154,310,079.01	\$ 147,224,601.36
Escrowed Investments:		
College Revenues:		
WV Higher Education 04-A	0.00	136,469,598.00
Public Service District Revenues:		
Jefferson 03-A Sewer	1,232,311.00	1,178,813.00
Municipal Revenues:		
Fayetteville 93-A Water	79,902.00	40,414.00
County School General Obligation:		
Ohio 93	12,273,475.43	11,311,265.43
Total Escrowed Investments:	<u>13,585,688.43</u>	<u>149,000,090.43</u>
TOTAL INVESTMENTS	<u>\$ 167,895,767.44</u>	<u>\$ 296,224,691.79</u>

7250

DEBT SERVICE ACCOUNTS

-

COUNTY AND LOCAL

7250

	COUNTY COMMISSION BOND ISSUES					MUNICIPAL BOND ISSUES		
	COLLEGES & UNIVERSITIES	GENERAL OBLIGATION	REVENUE	COUNTY SCHOOL DISTRICTS	PUBLIC SERVICE DISTRICTS	GENERAL OBLIGATION	REVENUE	TOTAL
Beginning Balance, July 1, 2011	\$ 1,265,910.27	\$ 160,119.47	\$ 474,027.88	\$ 42,832,569.49	\$ 44,675,435.23	\$ 418,838.60	\$ 69,498,094.65	\$ 159,324,995.59
Add: Remittances	165,662,318.86	68,966.20	2,300,086.84	69,810,106.50	44,619,717.87	111,000.00	75,375,884.95	357,948,081.22
Public Utility Taxes	0.00	68,838.71	0.00	7,784,101.71	0.00	16,916.71	0.00	7,869,857.13
Interest Earned on:								
Escrowed Investments	0.00	0.00	0.00	268,449.47	53,877.39	0.00	124,969.18	447,296.04
Pool Investments	3,500.54	117.10	491.12	22,804.55	24,808.55	224.09	37,649.72	89,595.67
Discount Earned on:								
Matured Escrowed Investments	0.00	0.00	0.00	0.00	0.00	0.00	0.00	0.00
Miscellaneous	1,338,634.04	0.00	0.00	0.00	0.00	0.00	79,487.83	1,418,121.87
Total Receipts	<u>167,004,453.44</u>	<u>137,922.01</u>	<u>2,300,577.96</u>	<u>77,885,462.23</u>	<u>44,698,403.81</u>	<u>128,140.80</u>	<u>75,617,991.68</u>	<u>367,772,951.93</u>
Beginning Balance plus Receipts	168,270,363.71	298,041.48	2,774,605.84	120,718,031.72	89,373,839.04	546,979.40	145,116,086.33	527,097,947.52
Less: Principal Paid	15,760,000.00	95,000.00	924,494.68	54,370,000.00	29,220,019.62	80,000.00	46,887,637.90	147,337,152.20
Interest Paid	13,425,804.00	43,440.00	1,145,900.50	19,364,399.33	12,005,082.97	92,990.00	22,787,095.09	68,864,711.89
Bondholder Adm Fee Paid	0.00	0.00	10,030.51	0.00	1,051,550.53	0.00	1,595,295.09	2,656,876.13
Premium Paid on:								
Matured Escrowed Investments	0.00	0.00	0.00	0.00	0.00	0.00	0.00	0.00
Bonds Retired Early	0.00	0.00	0.00	149,350.00	0.00	0.00	172,000.00	0.00
Refunds to Issuers	0.00	0.00	96.80	4,621,483.30	180,232.26	6,035.72	913,449.00	5,721,297.08
Bank Fees Paid	0.00	0.00	0.00	250.00	0.00	0.00	1,500.00	1,750.00
MBC Fees Paid	13,800.42	318.42	4,784.92	48,655.54	86,844.31	320.97	127,175.14	281,899.72
IMB Fees Paid	0.00	0.00	0.00	3,169.79	373.79	0.00	665.79	4,209.37
Miscellaneous	0.00	0.00	0.00	0.00	79,487.83	0.00	0.00	79,487.83
Total Disbursements	<u>29,199,604.42</u>	<u>138,758.42</u>	<u>2,085,307.41</u>	<u>78,557,307.96</u>	<u>42,623,591.31</u>	<u>179,346.69</u>	<u>72,484,818.01</u>	<u>225,268,734.22</u>
Ending Balance, June 30, 2012	<u>\$ 139,070,759.29</u>	<u>\$ 159,283.06</u>	<u>\$ 689,298.43</u>	<u>\$ 42,160,723.76</u>	<u>\$ 46,750,247.73</u>	<u>\$ 367,632.71</u>	<u>\$ 72,631,268.32</u>	<u>\$ 301,829,213.30</u>

STATEMENT OF 7250 DEBT SERVICE ACCOUNT

	Account Balance		Principal Outstanding June 30, 2012	% Chg in \$ Amount 2011-2012	Number of Issues	Prin Out Net of Escrow Issues June 30, 2012
	June 30, 2011	June 30, 2012				
<u>State Issues:</u>						
Colleges & Universities	1,265,910.27	139,070,759.29	\$ 365,570,000	+46.72%	7	\$ 229,750,000
<u>County Issues:</u>						
County Commission Revenue	474,027.86	689,298.41	41,878,663	+7.51%	16	41,878,663
County Commission General Obligation	160,119.45	159,282.50	740,000	-11.38%	1	740,000
County School General Obligation	42,832,569.46	42,160,723.73	443,090,000	-2.45%	26	394,130,000
	<u>43,466,716.77</u>	<u>43,009,304.64</u>	<u>485,708,663</u>		<u>43</u>	<u>436,748,663</u>
<u>Municipal Issues:</u>						
Municipal Revenue	69,498,094.64	72,631,268.29	796,905,879	+4.58%	483	796,866,258
Municipal General Obligation	418,838.58	367,632.75	2,025,000	-3.80%	1	2,025,000
	<u>69,916,933.22</u>	<u>72,998,901.04</u>	<u>798,930,879</u>		<u>484</u>	<u>798,891,258</u>
<u>Public Service Districts:</u>	44,675,435.22	46,750,247.74	697,695,810	-0.74%	475	696,525,810
Public Utility Taxes Suspense Account	0.00	0.00				
Bank Commission Suspense Account	197.95	197.89				
	<u>0.00</u>	<u>0.00</u>				
Total Assets:	<u>\$ 159,325,193.43</u>	<u>\$ 301,829,410.60</u>	<u>\$ 2,347,905,352</u>	<u>+6.23%</u>	<u>1,009</u>	<u>\$ 2,161,915,731</u>
Cash	\$ 2,980,414.01	\$ 5,604,718.81				
Escrowed Investments	17,178,392.23	149,000,090.43				
Pool Investments	138,246,956.03	147,224,601.36				
	<u>\$ 158,405,762.27</u>	<u>\$ 301,829,410.60</u>				
Percentage Change		+90.54%				

7251	DEPOSITS FOR INVESTMENT			7251
	<u>STATE</u>	<u>LOCAL CURRENT EXPENSE</u>	<u>LOCAL CAP. OUTLAY & PERM. IMP.</u>	<u>7251 GRAND TOTAL</u>
Beginning Balance July 1, 2011	\$ 6,130,799.81	\$ 7,881,046.79	\$ 80,988.21	\$ 14,092,834.81
Add: Remittance	0.00	61,499.50	0.00	61,499.50
Int. Earned Pool	<u>2,081.30</u>	<u>4,325.45</u>	<u>44.14</u>	<u>6,450.89</u>
Beginning Balance plus Receipts	6,132,881.11	7,946,871.74	81,032.35	14,160,785.20
Less: Refunds	2,354,347.61	85,507.11	0.00	2,439,854.72
Miscellaneous	<u>1,338,634.04</u>	<u>0.00</u>	<u>0.00</u>	<u>1,338,634.04</u>
Ending Balance June 30, 2012	<u>\$ 2,439,899.46</u>	<u>\$ 7,861,364.63</u>	<u>\$ 81,032.35</u>	<u>\$ 10,382,296.44</u>

SUMMARY OF INVESTMENTS OUTSTANDING AS OF JUNE 30, 2012

(All investments for 7251 are in the Board of Treasury
Investment's Government Money Market Pool, and are carried at cost.)

<u>Account</u>	<u>June 30, 2011</u>	<u>June 30, 2012</u>
State Discretionary	\$ 6,130,793.87	\$ 2,439,841.17
Local Current Expense	7,877,783.76	7,859,009.21
Capitol Outlay/Permanent Impr.	<u>80,495.15</u>	<u>80,539.29</u>
Total Investments	14,089,072.78	10,379,389.67
Cash	<u>3,762.03</u>	<u>2,906.77</u>
Total	<u>\$ 14,092,834.81</u>	<u>\$ 10,382,296.44</u>

NEW BOND ISSUES TO BE ADMINISTERED BY THE MUNICIPAL BOND COMMISSION

July 1, 2011 - June 30, 2012

<u>Issue Date</u>	<u>Issue Amount</u>	<u>Issue</u>	<u>Final Maturity</u>
02/09/2012	\$ 2,539,003	Berkeley County Schools Refunding GO	05/01/2017
01/20/2012	151,700	Big Bend PSD Water Design Bond Antic Note, Series A	01/01/2015
12/22/2011	1,247,000	Branchland/Midkiff PSD Water Revenue, Series A	12/01/2051
12/13/2011	25,877,009	Charleston Sewer Revenue, Series A	09/01/2033
07/21/2011	3,560,000	Calhoun County Schools GO	06/01/2031
07/22/2011	13,147,192	Charles Town Water & Sewer Revenue, Series A	06/01/2041
07/22/2011	2,000,000	Charles Town Water & Sewer Revenue, Series B	12/01/2031
07/22/2011	4,513,128	Crab Orchard-MacArthur PSD Sewer Revenue, Series A	12/01/2042
11/03/2011	3,131,150	Delbarton Sewer Revenue, Series A	09/01/2051
05/24/2012	1,100,000	Fairview Water Revenue, Series A	03/01/2052
06/05/2012	3,330,000	Greenbrier County Schools Refunding GO	05/01/2017
07/05/2011	750,000	Jefferson County PSD Sewer Bond Antic Note, Series A	07/05/2012
06/22/2012	716,272	Lubeck PSD Sewer Revenue, Series A	03/01/2052
11/30/2011	352,565	Lubeck PSD Water Revenue, Series B	03/01/2032
12/15/2011	1,755,150	Lumberport Sewer Revenue, Series A	09/01/2037
12/28/2011	8,830,000	Martinsburg Water & Sewer Revenue, Series A	09/01/2031
03/26/2012	16,500,000	Moorefield/Hardy County Sewer Revenue, Series A	03/01/2052
03/27/2012	528,000	Masontown Sewer Revenue, Series A	01/01/2032
12/22/2011	760,987	Masontown Water Revenue, Series A	12/01/2051
09/29/2011	1,000,000	Nettie Leivasy PSD Water Revenue, Series C	09/01/2051
05/24/2012	3,014,455	Oakland PSD Water Revenue, Series A	03/01/2044
09/08/2011	3,400,000	Oakvale Road PSD Water Revenue, Series A	09/01/2051
11/15/2011	6,715,000	Ohio County Schools Refunding GO	06/01/2018
05/23/2012	5,731,700	Parkersburg Water & Sewer Revenue, Series A	09/01/2033
07/13/2011	18,050,000	Pleasants County Schools GO	05/01/2026
03/15/2012	1,770,000	Reedsville Sewer Revenue, Series A	03/01/2052
10/12/2011	2,585,276	Rivesville Water Revenue, Series A	09/01/2051
07/22/2011	525,000	Rowlesburg Water Revenue, Series A	06/01/2051
01/05/2012	3,536,500	St. Marys Water & Sewer Revenue, Series A	09/01/2043
01/05/2012	4,203,500	St. Marys Water & Sewer Revenue, Series B	09/01/2033
10/06/2011	1,100,000	Sugar Creek PSD Water Revenue, Series A	09/01/2051
04/02/2012	1,128,609	Summersville Water & Sewer Revenue, Series A	03/01/2052
03/01/2012	2,435,000	Wellsburg Water & Sewer Revenue, Series A	12/01/2033
08/16/2011	1,168,000	Weston Sewer Revenue, Series A	06/01/2051
08/16/2011	741,679	Weston Sewer Revenue, Series B	09/01/2042
06/12/2012	124,190,000	WV Higher Education Policy Revenue, Series A	04/01/2034
06/12/2012	7,975,000	WV Higher Education Policy Revenue, Series B	04/01/2034
	<u>\$ 280,058,875</u>	37 New Issues	

PAID OUT ISSUES ADMINISTERED BY THE MUNICIPAL BOND COMMISSION

July 1, 2011 - June 30, 2012

<u>Issue Date</u>	<u>Issue Amount</u>	<u>Issue</u>	<u>Paid Out</u>
02/01/2001	\$ 2,780,000	Berkeley County Schools GO, Called	05/01/2012
08/25/1998	880,000	Bridgeport Sewer Refunding Revenue	04/01/2012
12/01/2002	1,755,000	Charleston Sewer Refunding Revenue, Series A	01/01/2012
06/15/1999	66,073	Delbarton Sewer Note	11/01/2011
11/30/1988	3,680,320	Fairmont Sewer Refunding Revenue	11/01/2011
05/01/2002	8,000,000	Greenbrier County Schools GO, Called	06/15/2012
12/23/2008	2,655,000	Greenbrier County Schools Refunding GO	05/01/2012
11/07/2008	265,000	Harman Sewer Grant Anticipation Note, Series A	11/01/2011
10/28/2003	290,000	Hurricane Sewer Refunding Revenue, Series A	04/01/2012
01/05/2011	750,000	Jefferson County PSD Sewer Bond Antic Note, Called	07/01/2011
07/05/2011	750,000	Jefferson Cty PSD Sewer Bond Antic Note, Series A,Called	01/05/2012
10/16/2009	352,565	Lubeck PSD Water Bond Antic Note, Series A, Called	11/30/2011
10/14/1997	2,539,003	Lumberport PSD Sewer Revenue, Series A	12/15/2011
09/06/2001	10,750,000	Martinsburg Water & Sewer Revenue, Called	01/17/2012
11/01/1997	14,690,000	Ohio County Schools GO, Called	12/01/2011
09/08/2005	2,000,000	Putnam PSD Sewer, Series A, Called	06/18/2012
12/19/1991	315,000	Ravenswood Sewer Revenue	09/01/2011
09/22/2006	1,329,325	Ravenswood Sewer Revenue, Bond Antic Note, Called	06/08/2012
05/21/2009	382,000	Reedsville Sewer Revenue, Series A, Called	03/16/2012
03/03/2009	1,110,000	Summersville Water & Sewer Bond Antic Note, Series A	04/01/2012
08/01/2003	22,160,000	WV State College Facility Refunding Revenue, Series A	04/01/2012
08/01/2003	<u>60,380,000</u>	WV State University Facility Refunding Revenue, Series A	04/01/2012
	<u>\$ 137,879,286</u>	22 Paid Out Issues	

**PAYING AGENT BANKS
PUBLIC BONDHOLDERS**

CODE	PAYING AGENT	BANK NAME AND ADDRESS
MBC - BK OF AM	Banc of America	Banc of America Public Capitol Corp, 2059 Northlank Parkway, GA 3-003-04-01, Tucker, GA 30084
MBC - BBT:BH	BBT-Gov Finance	BB&T Governmental Finance, 5130 Parkway Plaza Blvd. #9, Charlotte, NC 28217
BK OF NEW YORK	Bank of New York	Bank of New York, 385 Rifle Camp Road, 3rd Floor, Corporate Trust, Woodland Park, NJ 07424
MBC - ROM	Bank of Romney	Bank of Romney, PO Box 876, Romney, WV 26757
CITY NB-CHAS	City Nat'l Bank-Chas	City National Bk, Trust Dept, 3601 MacCorkle Ave SE, Charleston WV 25304
MBC - DAVIS TR:BH	Davis Trust Co	Davis Trust Co, 227 Davis Ave, PO Box 1429, Elkins WV 26241-1429
MBC - DTC	Depository Trust	Depository Trust Company, 55 Water Street, New York NY 10041
F CENTURY B-BLF	First Century Bank	First Century Bank, PO Box 1559, 500 Federal St, Bluefield WV 24701-1559
MBC - HUNT NB:BH	Huntington Bank-CO	Huntington National Bank, Corp Trust Depart - EA4E63, 7 Easton Oval, Columbus OH 43219
MBC - JPMC:BH	JP Morgan Chase	JP Morgan Chase, 500 Neville Street, Beckley, WV 25801
MBC - MVB:BH	MVB Bank	MVB Bank, 301 Virginia Avenue, Fairmont, WV 26554
MBC - PVB	Page Valley Bank	Page Valley Bank, 17 W Main Street, Luray, VA 22835
MBC - SUMMIT CM B	Summit Bank	Summit Community Bank, PO Box 680, 310 N Main St, Moorefield WV 26836
MBC - UNION B	Union Bank-Tyler Cty	Union Bank of Tyler County, PO Box 145, Middlebourne WV 26149
MBC - UB:BH	United Bank	United Bank, Trust Dept, PO Box 393, Charleston WV 25392
UNITED B-CHAS	United Bank-Chas	United Bank, Trust Dept, PO Box 393, Charleston WV 25392
MBC-WESBK:BH	Wesbanco	WesBanco (Wheeling Dollar S&T), Trust Dept, 1 Bank Plaza, Wheeling WV 26003-3562
WESBK-WHEEL	Wesbanco-Wheeling	WesBanco (Wheeling Dollar S&T), Trust Dept, 1 Bank Plaza, Wheeling WV 26003-3562

**PAYING AGENT BANKS
GOVERNMENTAL BONDHOLDERS**

CODE	PAYING AGENT	BANK NAME AND ADDRESS	AGENCY
MBC - BNY	Bank of New York	Bank of NY, 385 Rifle Camp Rd, 3rd Floor, Corp Trust, Woodland Park, NJ 07424	WDA
MBC - BNY2	Bank of New York	Bank of NY, 385 Rifle Camp Rd, 3rd Floor, Corp Trust, Woodland Park, NJ 07424	WDA
MBC - BBT	BB&T	BB&T, PO Box 2348, Charleston, WV 25326	WDA
MBC - BPH	BPH	Bureau of Public Health, Internal Governmental Transfer	BPH
GMAC-CPLT1:B1T	Berkadia	Berkadia Commerical Mortgage, LLC (GMAC), PO Box 587, Horsham, PA 19044	
MBC - DEP	DEP	Department of Environmental Protection, Internal Governmental Transfer	DEP
FED RES-RICHMON	Federal Reserve	Federal Reserve Bank, PO Box 27622, Richmond VA 23261	
USDA:RD-BKLEY	Rural Development	Rural Development Authority, 481 Ragland Road, Beckley WV 25801	
MBC - WVHD:US-P	WV Housing Develop	United Bank, 514 Market Street, Parkersburg WV 26101	
MBC - UNB	United Bank	United Bank, Trust Dept, PO Box 393, Charleston WV 25392	IJDC

GOVERNMENTAL AGENCIES

CODE	NAME	ADDRESS	TELEPHONE
BPH	Bureau of Public Health	350 Capitol Street, Room 313, Charleston WV 25301-3713	304-356-4301
DEP	Depart of Environmental Protection	601 57th Street SE, Charleston, WV 25304	304-926-0495
IJDC	Infrastructure Job Develop Council	c/o WDA 180 Association Drive, Charleston WV 25311-1217	304-558-4607
WDA	Water Development Authority	180 Association Drive, Charleston WV 25311-1217	304-558-3612

BOND COUNSELS

<u>Code</u>	<u>Name</u>	<u>Address</u>	<u>Telephone</u>
BRD/BRM	Bowles, Rice, McDavid, Graff & Love	501 Avery St, PO Box 49, Parkersburg WV 26101-0049	304-485-8500
DM	Dan Marshall	515 Market St, Ste 2001, PO Box 61, Parkersburg WV 26102	304-485-0071
G&G	Goodwin & Goodwin	300 Summers St, Suite 1500, Charleston WV 25301	304-346-7000
H&P	John Poffenbarger (Hamb & Poffenbarger)	213 Hale Street, Charleston WV 25301	304-342-1678
JK	Jackson Kelly	1600 Laidley Tower, Box 553, Charleston WV 25322	304-340-1000
JTP	John T Poffenbarger	213 Hale Street, Charleston WV 25301	304-342-1678
LFG	Lewis, Glasser, Casey & Rollins	BB&T Sq, 300 Summers St, Ste 700, Charleston WV 25301	304-345-2000
S&J	Steptoe & Johnson	Chase Tower, 8th Floor, PO Box 1588, Charleston WV 25326	304-598-8000
STB	Spilman, Thomas & Battle	300 Kanawha Blvd E., PO Box 273, Charleston, WV 25321	304-340-3800
VLF	Vaughan Law Firm	2020 Kanawha Blvd East, Charleston, WV 25311	304-342-3900
V&W/VWL	Vaughan & Withrow	2020 Kanawha Blvd East, Charleston, WV 25311	304-342-3900

ACTIVE BOND ACCOUNTS

The following is a listing of all the active bond accounts maintained by the Commission, as of the report date. Discretionary accounts and Sinking Funds Accounts for paid out issues are not included. All bond issues paid by the Commission, whether as paying agent, or through a paying agent, are listed. All reserve accounts for issues paid by others are also included.

ACCOUNT NAME -- The name includes the issuer, year, type of issue, and whether the issue is a revenue (REV) or general obligation (GO) issue. All GOs are labeled as such. Additional accounts include Reserve (RES), Depreciation (DEP) or Repair & Replacement (R&R) accounts. On GO issues over \$5 million, tax collections surplus to annual debt service are transferred to a Surplus Collection (SUR COL) account. Issues labeled ESCROW have either been fully funded in cash, or have had specific US Treasury investments purchased to defease the issue with future earnings.

ISSUE DATE -- The date of issue is shown in this column.

INTEREST RATE -- This column shows the interest rate, or range of rates, at which this bond was issued. It reflects the actual coupon rate. It is always listed from lowest to highest regardless of the order. Some rates may have matured, and no longer be outstanding. Some issues owned by WV Dept of Environmental Protection (MBC-DEP), the WV Bureau of Public Health (MBC-BPH) or the WV Infrastructure Council (MBC-UNB) were issued at an interest rate (0 – 3%) plus a 1% or ½% Administrative Fee which is also paid to the bondholder. They are labeled “+1% or 0.5% AF”.

ORIGINAL ISSUE -- This column indicates the amount of the original issue. If the amount is preceded by a #, it indicates that the full amount of the loan has not yet been drawn down.

OUTSTANDING -- This column indicates the principal outstanding as of the report date. Refunded issues, which are fully escrowed with an escrow trustee (ET) will have that trustee listed in this column, if other than the Commission. Inquiries on these issues should be directed to the trustee.

ACCOUNT BALANCE -- This column indicates the account balance as of the report date. If this is an escrow account, the balance may include both cash and escrow securities. The investments are carried at cost, which may be different than their matured value, but will defease the issue.

LAST DEBT -- This column gives the final maturity year for the bond issue. In some cases where a bond has been advance refunded with escrows purchased for a future call, the year of final call rather than the original final maturity may be shown.

DEBT MONTH -- This column indicates the month's debt service due on the issue on a calendar year basis, with the month of principal shown first. Issues with only one number have annual debt service. Issues labeled 99/99 have monthly debt service. Issues labeled 36/91 have quarterly debt service of the 3rd (March), 6th, 9th and 12th months. Issues labeled 14/71 or 25/81 are similar.

PAYING AGENT -- The Commission pays all funds for the debt service to these banks. Due to numerous bank mergers and name changes, the bank shown in this column may not agree with the bank named on the original bond (see Paying Agent address page).

INSURED -- If this issue is insured, an “I” will appear in this column.

COUNSEL-LEGAL OPINIONS -- The Commission does not have legal opinions for these issues. Almost all issues now have a legal opinion printed on the bond. If a legal opinion is needed, it can be obtained from the bond counsel for the issue (see Bond Counsel address page).

DISCLAIMER

While every attempt has been made to verify the accuracy of this data, no guarantee of accuracy should be assumed.

ACCOUNT NAME	ISSUE DATE	INTEREST RATE	ORIGINAL ISSUE	OUTSTANDING (06/30/12)	ACCT - BAL (06/30/12)	LAST DEBT	DEBT MONTH	PAYING AGENT	BOND I COUNSEL
Adrian PSD 00-A Water Reserve	10/06/00				51,963.52				
Adrian PSD 04-A Water Reserve	02/18/04				42,646.69				
Adrian PSD 08-A Water Reserve	10/23/08				17,034.24				
Adrian PSD 08-B Water Revenue	10/23/08	0.00%	500,000	473,856	2,125.71	2048	36/91	MBC - UNB	JK
Adrian PSD 08-B Water Reserve	10/23/08				13,095.22				
Adrian PSD 10-A Water Revenue	10/28/10	0.00%	#175,700	15,882	377.98	2050	36/91	MBC - UNB	S&J
Adrian PSD 10-A Water Reserve	10/28/10				264.64				
Adrian PSD 88 (Series 89) Water Reserve	07/21/88				58,402.85				
Adrian PSD 96-A Water Reserve	09/11/96				35,851.34				
Adrian PSD 96-B Water Reserve	09/11/96				46,881.48				
Albright 09-A Water Revenue	05/21/09	0.00%	#327,315	303,523	1,651.61	2045	36/91	MBC - UNB	S&J
Albright 09-A Water Reserve	05/21/09				9,284.02				
Alderson 01-A Sewer Refunding Revenue	09/13/01	5.000% - 5.850%	550,000	400,000	20,641.35	2025	10/04	MBC - DTC	S&J
Alderson 01-A Sewer Refunding Reserve	09/13/01				44,451.31				
Alderson 86-B Sewer Revenue	08/18/86	0.00%	90,762	32,581	1,746.19	2025	10/	MBC - BNY2	S&J
Alderson 86-B Sewer Reserve	08/18/86				2,328.37				
Alpine Lake 08-A Sewer Reserve	01/10/08				48,113.95				S&J
Alpine Lake 06-A Water Reserve	08/10/06				36,884.53				S&J
Alpine Lake 06-B Water Reserve	08/10/06				19,810.93				S&J
Ansted 99 Sewer Sys Design Revenue	04/13/99	0.000% - +1.0%AF	183,285	68,730	1,299.72	2019	36/91	MBC - DEP	S&J
Ansted 99 Sewer Sys Design Reserve	04/13/99				13,143.07				
Ansted 00 Sewer Revenue	12/11/00	0.000% - +0.5%AF	580,645	382,246	1,781.24	2032	36/91	MBC - DEP	S&J
Ansted 00 Sewer Reserve	12/11/00				21,617.56				
Armstrong PSD (Deepwater) 94-A Sewer Rev	11/15/94	6.75%	429,000	356,878	11,994.31	2033	10/04	MBC - BNY	JK
Armstrong PSD (Deepwater) 94-A Sewer Res	11/15/94				31,601.44				
Armstrong PSD (Deepwater) 94-B Sewer Rev	11/15/94	0.00%	37,540	7,035	314.84	2016	36/91	MBC - DEP	JK
Armstrong PSD (Deepwater) 94-B Sewer Res	11/15/94				1,876.54				
Armstrong PSD 02-A Sewer Revenue	12/01/02	4.000% - 5.600%	785,000	550,000	18,996.29	2025	04/10	MBC - DTC	S&J
Armstrong PSD 02-A Sewer Reserve	12/01/02				62,993.13				
Armstrong PSD 06-A Sewer Revenue BAN	12/21/06	3.000% - 5.000%	50,000	39,724	1,595.27	2019	36/91	MBC - BBT	JK
Armstrong PSD 74 Water Revenue	01/30/74	5.00%	338,000	*34,996	11,578.41	2014	01/	USDA:RD-BKLEY	GOVT
Armstrong PSD 74 Water Reserve	01/30/74				20,094.70				

ACCOUNT NAME	ISSUE DATE	INTEREST RATE	ORIGINAL ISSUE	OUTSTANDING (06/30/12)	ACCT - BAL (06/30/12)	LAST DEBT	DEBT MONTH	PAYING AGENT	BOND I COUNSEL
Armstrong PSD 01-A Water Reserve	12/13/01				27,058.47				
Armstrong PSD 11-A Water Reserve	03/28/11				0.00				
Athens 00 Water & Sewer Revenue	05/24/00	2.000% - +1.0%AF	711,976	355,663	10,405.04	2021	36/91	MBC - DEP	S&J
Athens 00 Water & Sewer Reserve	05/24/00				49,156.23				
Athens 04-A Water & Sewer Revenue	05/26/04	0.00%	303,000	249,876	1,397.21	2044	36/91	MBC - UNB	S&J
Athens 04-A Water & Sewer Reserve	05/26/04				10,197.84				
Athens 04-B Water & Sewer Revenue	05/26/04	0.000% - +0.5%AF	2,262,000	1,753,050	14,386.34	2035	36/91	MBC - DEP	S&J
Athens 04-B Water & Sewer Reserve	05/26/04				75,423.65				
Barrackville 85-A Sewer Revenue	12/09/85	9.75%	618,894	464,176	29,531.27	2025	10/04	MBC - BNY	S&J
Barrackville 85-A Sewer Reserve	12/09/85				62,174.45				
Barrackville 85-B Sewer Revenue	12/09/85	0.00%	308,106	113,513	12,074.20	2025	10/	MBC - BNY2	S&J
Barrackville 85-B Sewer Reserve	12/09/85				12,511.36				
Barrackville 87-A Sewer Revenue	11/06/87	8.38%	100,379	73,830	4,336.93	2026	10/04	MBC - BNY	S&J
Barrackville 87-A Sewer Reserve	11/06/87				8,841.84				
Barrackville 87-B Sewer Revenue	11/06/87	0.00%	24,621	9,719	592.94	2026	10/	MBC - BNY2	S&J
Barrackville 87-B Sewer Reserve	11/06/87				999.79				
Barrackville 10-A Sewer Revenue	12/22/10	0.00%	#3,329,658	3,298,468	4,166.67	2051	36/91	MBC - UNB	S&J
Barrackville 10-A Sewer Reserve	12/22/10				416.67				
Barrackville 10-B Sewer Revenue	12/22/10	0.000% - +0.5%AF	2,500,000	2,500,000	4,486.03	2042	36/91	MBC - DEP	S&J
Barrackville 10-B Sewer Reserve	12/22/10				386.37				
Bath 02-A Water Revenue	12/09/02	0.000% - +1.0%AF	#1,150,000	798,165	12,096.30	2033	36/91	MBC - BPH	JK
Bath 02-A Water Reserve	12/09/02				36,778.16				
Bath 06-A Water Revenue	08/29/06	0.000% - +1.0%AF	1,250,000	1,041,660	7,982.76	2037	36/91	MBC - BPH	JK
Bath 06-A Water Reserve	08/29/06				24,080.10				
Bath 06-B Water Revenue	08/29/06	0.00%	1,237,000	1,099,555	5,204.38	2046	36/91	MBC - UNB	JK
Bath 06-B Water Reserve	08/29/06				14,342.03				
Bath 08-A Water Refunding Revenue	11/05/08	4.18%	1,091,000	909,144	18,454.69	2024	99/99	MBC-BBT:BH	S&J
Bath 08-A Water Refunding Reserve	11/05/08				95,436.91				
Bath 09-A Water Revenue	10/29/09	0.00%	2,193,910	2,102,495	5,984.55	2041	36/91	MBC - BPH	S&J
Bath 09-A Water Reserve	10/29/09				11,145.51				
Beckley 09 Parking Refunding Revenue	09/17/09	3.750% - 4.700%	1,485,000	1,325,000	29,989.09	2026	06/12	MBC - DTC	S&J
Beckley 09 Parking Refunding Reserve	09/17/09				66,331.49				

ACCOUNT NAME	ISSUE DATE	INTEREST RATE	ORIGINAL ISSUE	OUTSTANDING (06/30/12)	ACCT - BAL (06/30/12)	LAST DEBT	DEBT MONTH	PAYING AGENT	BOND I COUNSEL
Beckley 98-A Sewer Revenue	03/17/98	2.000% - +1.0%AF	11,000,000	4,789,478	257,573.81	2020	36/91	MBC - DEP	V&W
Beckley 98-A Sewer Reserve	03/17/98				668,837.80				
Beckley 04-A Sewer Revenue	09/28/04	2.000% - +1.0%AF	9,039,000	6,694,911	152,598.33	2026	36/91	MBC - DEP	VLF
Beckley 04-A Sewer Reserve	09/28/04				350,945.82				
Beckley 09-A Sewer Revenue	09/18/09	2.000% - +1.0%AF	#679,316	615,747	16,065.08	2030	36/91	MBC - DEP	JK
Beckley 09-A Sewer Reserve	09/18/09				10,679.71				
Beckley 09-C Sewer Revenue	09/18/09	0.000% - +.25%AF	1,035,783	995,685	5,218.82	2049	36/91	MBC - DEP	JK
Beckley 09-C Sewer Reserve	09/18/09				4,457.67				
Beckley 10-A Stormwater Revenue	12/15/10	3.87%	2,000,000	1,906,735	23,926.98	2031	99/99	MBC - JPMC:BH	S&J
Belington 97-A Water & Sewer Revenue	03/03/97	6.25%	475,000	402,983	12,980.12	2035	10/04	MBC - BNY	S&J
Belington 97-A Water & Sewer Reserve	03/03/97				32,870.23				
Belington 97-B W & S Sys Design Revenue	08/26/97	2.000% - +1.0%AF	331,042	100,672	4,429.11	2017	36/91	MBC - DEP	S&J
Belington 97-B W & S Sys Design Reserve	08/26/97				20,899.27				
Belington 04-A Water & Sewer Reserve	07/15/04				7,692.64				
Belington 04-B Water & Sewer Reserve	07/15/04				22,645.60				
Belington 04-C Water & Sewer Revenue	07/15/04	0.00%	1,000,000	831,169	2,851.33	2044	36/91	MBC - UNB	S&J
Belington 04-C Water & Sewer Reserve	07/15/04				17,207.76				
Belle 08-A Sewer Revenue	11/20/08	0.000% - +0.5%AF	1,945,100	1,783,000	5,811.14	2039	36/91	MBC - DEP	S&J
Belle 08-A Sewer Reserve	11/20/08				64,839.54				
Belle 09-A Sewer Revenue	09/25/09	0.000% - +1.0%AF	275,396	261,626	1,726.68	2040	36/91	MBC - DEP	S&J
Belle 09-A Sewer Reserve	09/25/09				9,241.05				
Belmont 04-A Sewer Revenue	08/19/04	0.000% - +0.5%AF	1,219,978	965,816	7,935.96	2036	36/91	MBC - DEP	S&J
Belmont 04-A Sewer Reserve	08/19/04				26,812.29				S&J
Belmont 97-A Water Revenue	12/15/97	6.25%	1,302,490	1,110,795	40,564.06	2035	10/04	MBC - BNY	S&J
Belmont 97-A Water Reserve	12/15/97				90,590.32				
Benwood 00-A Sewer Revenue	12/20/00	0.000% - +0.5%AF	318,300	209,527	4,189.20	2032	36/91	MBC - DEP	S&J
Benwood 00-A Sewer Reserve	12/20/00				12,988.28				
Benwood 00-B Sewer Revenue	12/20/00	0.00%	245,600	180,615	2,321.63	2040	36/91	MBC - UNB	S&J
Benwood 00-B Sewer Reserve	12/20/00				8,101.94				
Benwood 72-B Water Reserve	01/01/72				0.00				
Benwood 11-A Water Revenue	03/17/11	0.00%	#1,550,000	1,389,832	3,450.69		36/91	MBC - UNB	S&J
Benwood 11-A Water Reserve	03/17/11				40,031.13				

ACCOUNT NAME	ISSUE DATE	INTEREST RATE	ORIGINAL ISSUE	OUTSTANDING (06/30/12)	ACCT - BAL (06/30/12)	LAST DEBT	DEBT MONTH	PAYING AGENT	BOND COUNSEL
Berkeley County Sewer PSD 86-B Revenue	03/07/86	0.00%	1,638,194	603,545	39,907.22	2025	10/	MBC - BNY2	S&J
Berkeley County Sewer PSD 86-B Reserve	03/07/86				50,442.41				
Berkeley County Sewer PSD 90-A Revenue	05/03/90	7.85%	828,629	650,133	32,058.26	2029	10/04	MBC - BNY	S&J
Berkeley County Sewer PSD 90-A Reserve	05/03/90				68,672.23				
Berkeley County Sewer PSD 90-B Revenue	05/03/90	0.00%	38,669	17,847	1,307.02	2029	10/	MBC - BNY2	S&J
Berkeley County Sewer PSD 90-B Reserve	05/03/90				1,162.14				
Berkeley County Sewer PSD 94-A Revenue	10/05/94	6.75%	494,288	411,189	16,650.07	2033	10/04	MBC - BNY	S&J
Berkeley County Sewer PSD 94-A Reserve	10/05/94				36,418.44				
Berkeley County Sewer PSD 94-C Revenue	11/17/94	0.00%	2,772,879	485,253	34,268.76	2015	36/91	MBC - DEP	S&J
Berkeley County Sewer PSD 94-C Reserve	11/17/94				162,217.85				
Berkeley County Sewer PSD 95-A Revenue	02/09/95	0.00%	3,837,640	719,550	36,685.45	2016	36/91	MBC - DEP	S&J
Berkeley County Sewer PSD 95-A Reserve	02/09/95				208,287.15				
Berkeley County Sewer PSD 95-B Revenue	12/29/95	0.000% - +1.0%AF	2,138,506	400,965	38,597.63	2016	36/91	MBC - DEP	S&J
Berkeley County Sewer PSD 95-B Reserve	12/29/95				107,247.37				
Berkeley County Sewer PSD 96-A Revenue	02/13/96	0.000% - +1.0%AF	319,902	59,970	5,771.67	2016	36/91	MBC - DEP	S&J
Berkeley County Sewer PSD 96-A Reserve	02/13/96				18,749.16				
Berkeley County Sewer PSD 96-B Revenue	05/01/96	0.000% - +1.0%AF	2,628,633	591,437	54,551.31	2016	36/91	MBC - DEP	S&J
Berkeley County Sewer PSD 96-B Reserve	05/01/96				131,824.29				
Berkeley County Sewer PSD 96-C Revenue	05/01/96	0.000% - +1.0%AF	837,579	188,442	17,128.20	2016	36/91	MBC - DEP	S&J
Berkeley County Sewer PSD 96-C Reserve	05/01/96				49,086.41				
Berkeley County Sewer PSD 97-A Revenue	06/12/97	2.000% - +1.0%AF	148,000	44,731	1,558.11	2017	36/91	MBC - DEP	S&J
Berkeley County Sewer PSD 97-A Reserve	06/12/97				8,999.18				S&J
Berkeley County Sewer PSD 97-B Revenue	12/11/97	2.000% - +1.0%AF	1,250,000	462,066	13,166.79	2018	36/91	MBC - DEP	S&J
Berkeley County Sewer PSD 97-B Reserve	12/11/97				76,004.38				
Berkeley County Sewer PSD 99-A Revenue	10/28/99	0.000% - +0.5%AF	30,707,296	19,853,850	112,430.91	2031	36/91	MBC - DEP	S&J
Berkeley County Sewer PSD 99-A Reserve	10/28/99				1,059,878.49				
Berkeley County Sewer PSD 00-A Revenue	05/25/00	0.000% - +0.5%AF	937,500	570,289	3,139.22	2030	36/91	MBC - DEP	S&J
Berkeley County Sewer PSD 00-A Reserve	05/25/00				31,334.01				
Berkeley County Sewer PSD 01-A Revenue	03/30/01	0.000% - 1.000%	429,000	203,703	2,028.17	2021	36/91	MBC - UNB	S&J
Berkeley County Sewer PSD 01-A Reserve	03/30/01				24,351.12				
Berkeley County Sewer PSD 01-B Revenue	08/07/01	0.000% - 0.500%	2,909,850	1,891,392	12,106.27	2031	36/91	MBC - DEP	S&J
Berkeley County Sewer PSD 01-B Reserve	08/07/01				97,142.21				

ACCOUNT NAME	ISSUE DATE	INTEREST RATE	ORIGINAL ISSUE	OUTSTANDING (06/30/12)	ACCT - BAL (06/30/12)	LAST DEBT	DEBT MONTH	PAYING AGENT	BOND I COUNSEL
Berkeley County Sewer PSD 02-A Revenue	05/09/02	0.000% - +0.5%AF	750,000	506,250	2,518.09	2032	36/91	MBC - DEP	S&J
Berkeley County Sewer PSD 02-A Reserve	05/09/02				25,007.86				
Berkeley County Sewer PSD 02-B Revenue	07/11/02	0.000% - +0.5%AF	456,548	308,153	1,534.18	2032	36/91	MBC - DEP	S&J
Berkeley County Sewer PSD 02-B Reserve	07/11/02				15,522.55				
Berkeley County Sewer PSD 02-C Revenue	08/28/02	0.000% - +0.5%AF	30,500,000	22,679,480	111,127.95	2034	36/91	MBC - DEP	S&J
Berkeley County Sewer PSD 02-C Reserve	08/28/02				828,368.12				
Berkeley County Sewer PSD 02-D Revenue	08/28/02	5.80%	4,965,465	4,577,585	131,320.12	2039	10/04	MBC - BNY	S&J
Berkeley County Sewer PSD 02-D Reserve	08/28/02				272,274.95				
Berkeley County Sewer PSD 02-E Revenue	08/28/02	5.80%	560,822	522,347	14,122.92	2041	10/04	MBC - BBT	S&J
Berkeley County Sewer PSD 02-E Reserve	08/28/02				30,231.87				
Berkeley County Sewer PSD 03-A Revenue	08/14/03	2.000% - +1.0%AF	252,922	157,600	1,567.91	2023	36/91	MBC - DEP	S&J
Berkeley County Sewer PSD 03-A Reserve	08/14/03				15,410.97				
Berkeley County Sewer PSD 03-B Revenue	08/14/03	2.000% - +1.0%AF	330,862	206,163	2,057.15	2023	36/91	MBC - DEP	S&J
Berkeley County Sewer PSD 03-B Reserve	08/14/03				20,118.94				
Berkeley County Sewer PSD 04-A Revenue	11/30/04	0.00%	1,999,600	1,579,394	5,444.56	2039	36/91	MBC - UNB	S&J
Berkeley County Sewer PSD 04-A Reserve	11/30/04				44,348.87				
Berkeley Cty S PSD 06-A Cap Imp Fee Rev	11/01/06	4.375% - 5.000%	15,405,000	12,785,000	691,858.49	2026	10/04	MBC - DTC	S&J
Berkeley Cty S PSD 06-A Cap Imp Fee Res	11/01/06				1,230,626.72				S&J
Berkeley County Sewer PSD 06-A Revenue	10/01/06	3.800% - 4.650%	3,665,000	2,960,000	164,730.22	2025	10/04	MBC - DTC	S&J
Berkeley County Sewer PSD 06-B Revenue	10/01/06	4.80%	240,000	240,000	3,652.85	2025	10/04	MBC - DTC	S&J
Berkeley County Sewer PSD 06-A & B Res	10/19/06				317,268.77				S&J
Berkeley County Sewer PSD 07-A Revenue	03/06/07	4.100% - 5.000%	3,970,000	3,765,000	73,994.74	2047	03/09	MBC - DTC	S&J
Berkeley County Sewer PSD 07-A Reserve	03/06/07				119,933.34				
Berkeley County Sewer PSD 07-B Reserve	03/06/07				156,846.53				
Berkeley County Sewer PSD 07-C Reserve	03/06/07				156,846.53				
Berkeley County Sewer PSD 07-D Reserve	03/06/07				123,806.62				
Berkeley County Sewer PSD 07-E Reserve	03/06/07				8,713.69				
Berkeley County Sewer PSD 07-F Reserve	03/06/07				87,136.94				
Berkeley County Sewer PSD 09-A Revenue	07/31/09	4.000% - 5.300%	2,695,000	2,480,000	76,331.27	2029	03/09	MBC - DTC	S&J
Berkeley County Sewer PSD 09-A Reserve	07/31/09				225,578.00				
Berkeley County Sewer PSD 09-B Revenue	07/31/09	3.00%	1,000,000	895,283	10,706.04	2029	36/91	MBC - UNB	S&J
Berkeley County Sewer PSD 09-B Reserve	07/31/09				66,755.71				

ACCOUNT NAME	ISSUE DATE	INTEREST RATE	ORIGINAL ISSUE	OUTSTANDING (06/30/12)	ACCT - BAL (06/30/12)	LAST DEBT	DEBT MONTH	PAYING AGENT	BOND COUNSEL
Berkeley Cty(Hedgesvile93A)PSD 93B W Rev	03/08/93	7.75%	528,871	433,615	20,218.11	2031	10/04	MBC - BNY	BRM
Berkeley Cty(Hedgesvile93A)PSD 93B W Res	03/08/93				43,383.49				
Berkeley Cty(Hedgesvile93B)PSD 93C W Rev	03/08/93	0.00%	17,629	9,040	630.91	2031	10/	MBC - BNY2	BRM
Berkeley Cty(Hedgesvile93B)PSD 93C W Res	03/08/93				452.25				
Berkeley County PSD 01-A Water Revenue	09/25/01	5.80%	2,010,000	1,807,581	60,395.22	2039	10/04	MBC - BNY	S&J
Berkeley County PSD 01-A Water Reserve	09/25/01				132,123.86				
Berkeley County PSD 03-A&B Water Reserve	04/30/03				175,855.00				
Berkeley County PSD 03-B Water Ref Rev	04/01/03	2.000% - 4.400%	2,030,000	1,140,000	127,465.49	2019	09/03	MBC - DTC	S&J
Berkeley County PSD 03-C Water Revenue	05/15/03	5.00%	2,430,000	1,728,241	121,000.36	2023	10/04	MBC - BNY	S&J
Berkeley County PSD 03-C Water Reserve	05/15/03				195,051.65				
Berkeley County PSD 04 Water Ref Revenue	12/30/04	3.000% - 4.300%	10,000,000	7,840,000	375,143.49	2024	12/06	MBC - DTC	S&J
Berkeley County PSD 04 Water Ref Reserve	12/30/04				780,367.96				
Berkeley County PSD 06 Water Revenue	12/28/06	3.500% - 4.300%	10,000,000	9,735,000	141,859.72	2036	12/06	MBC - DTC	S&J
Berkeley County PSD 06 Water Reserve	12/28/06		FSA INSURED		0.00				
Berkeley County PSD 07 Water BAN	02/08/07	4.25%	20,000,000	12,000,000	274,767.76	2014	02/08	MBC - BK OF AM	S&J
Berkeley County PSD 07 Water BAN Reserve	02/08/07				1,000,837.85				
Berkeley County PSD 07-A Water Revenue	12/21/07	3.400% - 4.250%	2,300,000	2,300,000	17,094.63	2025	06/12	MBC - DTC	S&J
Berkeley County PSD 07-A Water Reserve	12/21/07				0.00				
Berkeley County PSD 08 Water Revenue	01/24/08	4.000% - 4.250%	9,500,000	9,500,000	99,220.53	2037	12/06	MBC - DTC	S&J
Berkeley County PSD 08 Water Reserve	01/24/08		FSA INSURED		0.00				
Berkeley County PSD 09 Water Revenue	02/17/09	2.000% - 4.400%	7,510,000	6,940,000	244,733.06	2028	12/06	MBC - DTC	S&J
Berkeley County PSD 09 Water Reserve	02/17/09				712,161.28				
Berkeley Cty (Hedgesvile96) PSD 96 W Rev	08/06/96	6.25%	677,158	572,972	22,008.66	2035	10/04	MBC - BNY	BRM
Berkeley Cty (Hedgesvile96) PSD 96 W Res	08/06/96				46,728.29				
Berkeley Cty (Opequon 93) PSD 93-D W Rev	07/29/93	6.75%	10,257,957	8,484,498	355,496.90	2033	10/04	MBC - BNY	BRM
Berkeley Cty (Opequon 93) PSD 93-D W Res	07/29/93				751,454.73				
Berkeley County Schools 10 GO	02/17/10	2.000% - 4.000%	51,500,000	46,815,000	216,244.32	2025	05/11	MBC - DTC	S&J
Berkeley County Schools 10 GO Sur Col	02/17/10				621,335.19				
Berkeley County Schools 12 Ref GO	02/09/12	1.100% - 2.000%	11,570,000	11,570,000	971,867.96	2017	05/11	MBC - DTC	S&J
Bethany 05-A Sewer Revenue	02/22/05	3.00%	1,250,000	949,873	6,957.35	2026	36/91	MBC - UNB	S&J
Bethany 05-A Sewer Reserve	02/22/05				51,137.27				
Bethany 09-A Sewer Reserve	06/19/09				2,932.25				

ACCOUNT NAME	ISSUE DATE	INTEREST RATE	ORIGINAL ISSUE	OUTSTANDING (06/30/12)	ACCT - BAL (06/30/12)	LAST DEBT	DEBT MONTH	PAYING AGENT	BOND I COUNSEL
Beverly 82-B Sewer Revenue	10/28/82	0.00%	86,500	18,703	1,940.58	2019	10/	MBC - BNY2	S&J
Beverly 97-A Sewer Revenue	08/28/97	0.00%	248,258	158,126	6,446.53	2037	36/91	MBC - UNB	S&J
Beverly 97-A Sewer Reserve	08/28/97				6,335.92				
Beverly 01-A Sewer Revenue	09/11/01	0.000% - +0.5%AF	300,000	197,500	996.20	2032	36/91	MBC - DEP	S&J
Beverly 01-A Sewer Reserve	09/11/01				10,016.46				
Big Bend PSD 98 Sewer Revenue	05/13/98	0.00%	208,920	137,062	730.47	2038	36/91	MBC - UNB	JTP
Big Bend PSD 98 Sewer Reserve	05/13/98				5,333.68				
Big Bend PSD 12-A Water Design BAN	01/20/12	3.00%	#151,700	118,436	13,129.69	2015	14/71	MBC - BBT	S&J
Bingamon PSD 05-A Water Reserve	08/24/05				11,117.61				
Birch River PSD 09-A Water Reserve	10/19/09				2,467.32				
Bluefield 77 Sewerage System Revenue	11/01/77	4.400% - 5.850%	5,720,000	ET:F COMMB	0.00	2011	10/04	US BANK	S&J
Bluefield 95 Sewer Refunding Revenue	08/29/95	0.000% - +1.0%AF	7,945,000	1,390,368	43,133.71	2015	36/91	MBC - DEP	S&J
Bluefield 95 Sewer Refunding Reserve	08/29/95				397,292.76				
Bluefield 99-A (Series 98A) Sewer Rev	05/20/99	0.000% - +1.0%AF	1,116,645	502,488	6,361.93	2021	36/91	MBC - DEP	VLF
Bluefield 99-A (Series 98A) Sewer Res	05/20/99				55,845.08				
Bluefield 00-A Sewer Revenue	07/13/00	0.000% - +1.0%AF	307,000	134,295	1,746.06	2021	36/91	MBC - DEP	VLF
Bluefield 00-A Sewer Reserve	07/13/00				15,355.60				
Bluefield 04 Sewer Refunding Revenue	12/01/04	3.250% - 4.200%	3,175,000	2,025,000	358,477.24	2017	07/01	MBC - DTC	S&J
Bluefield 04 Sewer Refunding Reserve	12/01/04				390,585.00				
Bluewell PSD 00 Water Revenue	08/29/00	0.000% - +1.0%AF	1,275,000	818,125	8,877.93	2031	36/91	MBC - BPH	S&J
Bluewell PSD 00 Water Reserve	08/29/00				42,540.53				
Bluewell PSD 04 Water Reserve	06/30/04				19,960.50				
Bluewell PSD 05-A Water Reserve	04/13/05				10,345.80				
Bluewell PSD 05-B Water Reserve	04/13/05				666.95				
Bluewell PSD 10-A Water Revenue	01/31/10	3.97%	300,000	240,237	6,033.39	2020	99/99	MBC-BBT:BH	S&J
Bluewell PSD 10-A Water Reserve	01/31/10				36,538.56				
Boone Cty (Danville) PSD 93-A Sewer Rev	07/30/93	6.75%	4,384,319	3,626,331	133,689.51	2033	10/04	MBC - BNY	S&J
Boone Cty (Danville) PSD 93-A Sewer Res	07/30/93				321,176.92				
Boone County PSD 08-A Sewer Revenue	04/16/08	0.00%	1,200,000	1,114,277	2,927.20	2048	36/91	MBC - UNB	S&J
Boone County PSD 08-A Sewer Reserve	04/16/08				31,194.24				
Boone County PSD 00-A Water Revenue	04/26/00	0.000% - +1.0%AF	2,130,000	1,349,000	7,613.23	2031	36/91	MBC - BPH	S&J
Boone County PSD 00-A Water Reserve	04/26/00		LTR/CREDIT		0.00				

ACCOUNT NAME	ISSUE DATE	INTEREST RATE	ORIGINAL ISSUE	OUTSTANDING (06/30/12)	ACCT - BAL (06/30/12)	LAST DEBT	DEBT MONTH	PAYING AGENT	BOND I COUNSEL
Boone County PSD 00-B Water Revenue	04/26/00	0.00%	4,909,161	3,515,592	11,849.54	2040	36/91	MBC - UNB	S&J
Boone County PSD 00-B Water Reserve	04/26/00		LTR/CREDIT		0.00				
Boone County PSD 10-A Water Revenue	10/14/10	0.00%	#1,062,000	911,161	2,299.45	2050	36/91	MBC - UNB	S&J
Boone County PSD 10-A Water Reserve	10/14/10		LTR/CREDIT		0.00				
Boone-Raleigh PSD 07 Sewer Note	08/27/07	3.000% - 5.000%	75,000	16,954	4,685.10	2013	36/91	MBC - BBT	RR
Boone-Raleigh PSD 94-A Sewer Revenue	07/20/94	6.75%	1,543,981	1,284,411	57,683.55	2033	10/04	MBC - BNY	JK
Boone-Raleigh PSD 94-A Sewer Reserve	07/20/94				116,677.62				
Boone-Raleigh PSD 94-B Sewer Revenue	07/20/94	0.00%	518,919	84,318	4,311.49	2015	36/91	MBC - DEP	JK
Boone-Raleigh PSD 94-B Sewer Reserve	07/20/94				27,123.27				
Bradley PSD 02-A Sewer Revenue	06/25/02	0.000% - +0.5%AF	293,000	202,646	933.05	2033	36/91	MBC - DEP	G&G
Bradley PSD 02-A Sewer Reserve	06/25/02				9,807.17				
Bradley PSD 05-A Sewer Ref Revenue	01/14/05	0.000% - +0.5%AF	6,192,677	5,005,747	19,525.95	2036	36/91	MBC - DEP	G&G
Bradley PSD 05-A Sewer Ref Reserve	01/14/05				143,789.71				
Bradshaw 93-A Sewer Revenue	03/31/93	7.75%	245,806	201,532	10,535.60	2031	10/04	MBC - BNY	S&J
Bradshaw 93-A Sewer Reserve	03/31/93				20,152.84				
Bradshaw 93-B Sewer Revenue	03/31/93	0.00%	8,194	4,202	181.36	2031	10/	MBC - BNY2	S&J
Bradshaw 93-B Sewer Reserve	03/31/93				229.52				
Branchland/Midkiff PSD 98 Water Revenue	07/29/98	0.00%	1,280,000	858,839	2,683.38	2038	36/91	MBC - UNB	G&G
Branchland/Midkiff PSD 98 Water Reserve	07/29/98				33,031.84				
Branchland/Midkiff PSD 09-A Water Rev	06/24/09	0.00%	4,100,000	3,914,836	8,602.25	2049	36/91	MBC - UNB	S&J
Branchland/Midkiff PSD 09-A Water Res	06/24/09				105,807.89				
Branchland/Midkiff PSD 11-A Water Rev	12/22/11	0.00%	#1,247,000	254,042	0.00	2051	36/91	MBC - UNB	S&J
Branchland/Midkiff PSD 11-A Water Res	12/22/11				32,391.56				
Braxton County Schools 08 GO	09/30/08	3.250% - 5.250%	16,100,000	14,570,000	71,572.99	2029	11/05	MBC - DTC	BRM
Braxton County Schools 08 GO Sur Col	09/30/08				410,862.06				
Bridgeport 95 Sewer Revenue	06/29/95	2.000% - +1.0%AF	5,000,000	1,235,415	45,744.91	2016	36/91	MBC - DEP	S&J
Bridgeport 95 Sewer Reserve	06/29/95				304,019.91				
Bridgeport 96 Water R&R					516,915.98				
Bridgeport 98 Sewer R&R					471,579.07				
Brooke County PSD 97-A Sewer Revenue	12/09/97	0.000% - +1.0%AF	450,000	153,797	4,695.59	2019	36/91	MBC - DEP	JK
Brooke County PSD 97-A Sewer Reserve	12/09/97				29,397.70				
Brooke County PSD 97-B Sewer Revenue	12/09/97	0.00%	2,163,971	1,433,279	10,279.08	2037	36/91	MBC - UNB	JK

ACCOUNT NAME	ISSUE DATE	INTEREST RATE	ORIGINAL ISSUE	OUTSTANDING (06/30/12)	ACCT - BAL (06/30/12)	LAST DEBT	DEBT MONTH	PAYING AGENT	BOND I COUNSEL
Brooke County PSD 97-B Sewer Reserve	12/09/97				72,134.15				
Brooke County PSD 97-C Sewer Revenue	12/09/97	1.00%	450,000	450,000	0.00	2037	36/91	MBC - UNB	JK
Brooke County PSD 97-C Sewer Reserve	12/09/97				26,422.66				
Brooke County PSD 03-A Sewer Revenue	10/10/03	0.000% - +0.5%AF	606,211	456,925	4,616.49	2035	36/91	MBC - DEP	BRM
Brooke County PSD 03-A Sewer Reserve	10/10/03				28,093.99				
Brooke County PSD 10-A Sewer Revenue	03/18/10	0.00%	2,517,800	2,501,235	5,521.39	2050	36/91	MBC - UNB	S&J
Brooke County PSD 10-A Sewer Reserve	03/18/10				2,208.87				
Brooke County PSD 03-A Water Revenue	10/10/03	0.00%	764,000	612,179	1,943.83	2043	36/91	MBC - UNB	BRM
Brooke County PSD 03-A Water Reserve	10/10/03				20,077.76				
Brooke County Schools 01 GO	03/01/01	4.000% - 5.000%	15,000,000	5,170,000	619,000.00	2016	05/11	MBC - DTC	G&G
Brooke County Schools 01 GO Sur Col	03/01/01				801,565.27				G&G
Buckhannon 86-B Sewer Revenue	03/12/86	0.00%	1,081,160	378,406	53,380.27	2025	10/	MBC - BNY2	VWL
Buckhannon 86-B Sewer Reserve	03/12/86				51,557.15				
Buckhannon 09-A Sewer Ref Revenue	04/23/09	4.23%	2,004,608	1,727,519	28,196.90	2025	99/99	MBC-BBT:BH	JK
Buffalo 90-A Sewer Revenue	09/06/90	8.10%	280,168	222,762	9,663.10	2029	10/04	MBC - BNY	JK
Buffalo 90-A Sewer Reserve	09/06/90				23,942.31				
Buffalo 90-B Sewer Revenue	09/06/90	0.00%	12,652	5,993	374.69	2029	10/	MBC - BNY2	JK
Buffalo 90-B Sewer Reserve	09/06/90				514.01				
Buffalo 90-C Sewer Reserve	09/06/90				59,670.67				S&J
Buffalo 97-A Sewer Revenue	12/04/97	0.000% - +1.0%AF	600,000	202,500	3,766.58	2019	36/91	MBC - DEP	S&J
Buffalo 97-A Sewer Reserve	12/04/97				30,990.74				
Buffalo 97-B Lot 2 Sewer Revenue	12/04/97	0.00%	768,395	505,653	3,400.02	2037	36/91	MBC - UNB	S&J
Buffalo 97-B Sewer Revenue	12/04/97	0.00%	1,263,797	831,660	3,718.11	2037	36/91	MBC - UNB	S&J
Buffalo 97-B Sewer Reserve	12/04/97				54,189.17				
Buffalo 97-C Sewer Revenue	12/04/97	0.00%	600,000	600,000	2,221.86	2037	36/91	MBC - UNB	S&J
Buffalo 97-C Sewer Reserve	12/04/97				0.00				S&J
Buffalo 10-A Sewer Revenue	11/09/10	0.00%	440,312	427,940	687.43	2037	36/91	MBC - UNB	S&J
Buffalo 10-A Sewer Reserve	11/09/10				33,571.14				
Buffalo Creek PSD 90-A Sewer Revenue	07/24/90	8.10%	438,497	348,648	14,463.98	2029	10/04	MBC - BNY	S&J
Buffalo Creek PSD 90-A Sewer Reserve	07/24/90				37,472.82				
Buffalo Creek PSD 96-A Sewer Revenue	03/26/96	2.000% - +1.0%AF	110,000	28,705	755.55	2016	36/91	MBC - DEP	JK
Buffalo Creek PSD 96-A Sewer Reserve	03/26/96				6,688.51				

ACCOUNT NAME	ISSUE DATE	INTEREST RATE	ORIGINAL ISSUE	OUTSTANDING (06/30/12)	ACCT - BAL (06/30/12)	LAST DEBT	DEBT MONTH	PAYING AGENT	BOND COUNSEL
Buffalo Creek PSD 96-B Sewer Revenue	03/26/96	2.000% - +1.0%AF	152,100	43,890	1,047.50	2017	36/91	MBC - DEP	JK
Buffalo Creek PSD 96-B Sewer Reserve	03/26/96				9,248.57				
Buffalo Creek PSD 98-A Sewer Revenue	10/22/98	2.000% - +1.0%AF	1,797,894	759,407	12,374.59	2019	36/91	MBC - DEP	JK
Buffalo Creek PSD 98-A Sewer Reserve	10/22/98				109,318.67				
Buffalo Creek PSD 02-A Sewer Revenue	08/21/02	2.000% - +1.0%AF	355,500	217,222	2,447.18	2023	36/91	MBC - DEP	JK
Buffalo Creek PSD 02-A Sewer Reserve	08/21/02				21,615.87				
Cabell County Schools 06 GO	06/06/06	3.000% - 5.000%	60,455,000	41,105,000	350,000.00	2021	05/11	MBC - DTC	S&J
Cabell County Schools 06 GO Sur Col	06/06/06				4,023,898.16				
Calhoun County Schools 11 GO	07/21/11	3.250% - 4.200%	3,560,000	3,480,000	99,745.33	2031	06/12	MBC - DTC	G&G
Camden-On-Gauley 97-B Sewer Revenue	08/28/97	0.00%	555,400	358,322	4,134.09	2037	36/91	MBC - UNB	JK
Camden-On-Gauley 97-B Sewer Reserve	08/28/97				14,340.03				
Cameron 97-A Sewer Sys Design Revenue	11/13/97	0.000% - +1.0%AF	450,000	129,375	7,512.50	2018	36/91	MBC - DEP	S&J
Cameron 97-A Sewer Sys Design Reserve	11/13/97				22,575.39				
Cameron 00-A Sewer Revenue	07/13/00	0.00%	2,530,188	1,864,348	16,608.88	2040	36/91	MBC - UNB	S&J
Cameron 00-A Sewer Reserve	07/13/00				66,591.50				
Canaan Valley PSD 10-A Sewer Revenue	01/22/10	0.00%	#2,965,216	2,906,855	0.00	2049	36/91	MBC - DEP	S&J
Canaan Valley PSD 10-A Sewer Reserve	01/22/10				9,075.05				
Canyon PSD 08-A Sewer Revenue	06/26/08	0.00%	5,000,000	4,736,840	30,381.72	2048	36/91	MBC - UNB	JK
Canyon PSD 08-A Sewer Reserve	06/26/08				131,924.91				
Carpendale 91-A Sewer Revenue	10/10/91	7.75%	968,298	793,897	41,552.26	2031	10/04	MBC - BNY	S&J
Carpendale 91-A Sewer Reserve	10/10/91				79,387.71				
Carpendale 91-B Sewer Revenue	10/10/91	0.00%	32,277	16,552	902.88	2031	10/	MBC - BNY2	S&J
Carpendale 91-B Sewer Reserve	10/10/91				949.80				
Carpendale 94 Water Revenue	04/22/94	6.75%	801,000	662,518	31,120.58	2033	10/04	MBC - BNY	S&J
Carpendale 94 Water Reserve	04/22/94				58,677.58				
Cedar Grove 94 Sewer Revenue	09/02/94	6.75%	222,000	184,678	7,374.05	2033	10/04	MBC - BNY	JK
Cedar Grove 94 Sewer Reserve	09/02/94				16,356.04				
Cedar Grove 02 Sewer Revenue	07/31/02	0.000% - +0.5%AF	1,500,000	1,050,000	8,934.16	2033	36/91	MBC - DEP	S&J
Cedar Grove 02 Sewer Reserve	07/31/02				50,580.48				
Cedar Grove 81 (Series 79) Water R&R	04/01/81				28,432.09				
Cedar Grove 81 (Series 79) Water Revenue	04/01/81	5.00%	535,000	226,556	7,465.03	2021	04/	GMAC-CPLT1:B1T	JK
Cedar Grove 81 (Series 79) Water Reserve	04/01/81				31,615.21				

ACCOUNT NAME	ISSUE DATE	INTEREST RATE	ORIGINAL ISSUE	OUTSTANDING (06/30/12)	ACCT - BAL (06/30/12)	LAST DEBT	DEBT MONTH	PAYING AGENT	BOND I COUNSEL
Center PSD 05-A Sewer Revenue	08/30/05	0.00%	197,500	167,115	884.17	2045	36/91	MBC - UNB	S&J
Center PSD 05-A Sewer Reserve	08/30/05				3,081.75				
Center PSD 89-A Sewer Revenue	11/22/89	8.40%	1,415,213	1,132,603	46,346.05	2029	10/04	MBC - BNY	S&J
Center PSD 89-A Sewer Reserve	11/22/89				124,263.91				
Center PSD 89-B Sewer Revenue	11/22/89	0.00%	209,787	96,825	4,085.00	2029	10/	MBC - BNY2	S&J
Center PSD 89-B Sewer Reserve	11/22/89				5,391.36				
Central Barbour PSD 02-A Water Reserve	12/13/02				41,777.01				
Central Barbour PSD 10-A Water Reserve	08/05/10				0.00				
Central Boaz PSD 88-A Sewer Revenue	05/19/88	9.00%	692,181	521,893	33,475.12	2026	10/04	MBC - BNY	BRD
Central Boaz PSD 88-A Sewer Reserve	05/19/88				64,765.88				
Central Boaz PSD 88-B Sewer Revenue	05/19/88	0.00%	248,215	97,980	5,010.64	2026	10/	MBC - BNY2	BRD
Central Boaz PSD 88-B Sewer Reserve	05/19/88				6,552.05				
Central Boaz PSD 12-A Sewer Reserve	06/27/12				0.00				
Central Boaz PSD 12-B Sewer Reserve	06/27/12				0.00				
Central Hampshire PSD 99-A Sewer Revenue	04/27/99	0.000% - +1.0%AF	2,836,000	1,169,850	13,793.30	2020	36/91	MBC - DEP	S&J
Central Hampshire PSD 99-A Sewer Reserve	04/27/99				163,893.98				
Central Hampshire PSD 05-A Sewer Revenue	03/11/05	0.00%	1,725,000	1,725,000	0.00	2039	36/91	MBC - UNB	S&J
Central Hampshire PSD 05-A Sewer Reserve	03/11/05				0.00				
Central Hampshire PSD 05-B Sewer Revenue	03/11/05	0.00%	1,599,500	1,470,356	1,834.16	2039	36/91	MBC - UNB	S&J
Central Hampshire PSD 05-B Sewer Reserve	03/11/05				29,570.53				
Central Hampshire PSD 05-C Sewer Revenue	03/11/05	0.00%	220,203	186,107	701.97	2045	36/91	MBC - UNB	S&J
Central Hampshire PSD 05-C Sewer Reserve	03/11/05				6,332.06				
Central Hampshire PSD 06-A Water Reserve	06/30/06				39,447.38				
Central Hampshire PSD (GSV) 06-A W Res	06/29/06				34,413.59				
Central Hampshire PSD (GSV) 06-B W Res	06/30/06				13,085.35				
Central Hampshire PSD 10-A Water Revenue	04/14/10	3.26%	125,000	87,741	1,665.61	2017	99/99	MBC - ROM	S&J
Central Hampshire PSD 10-A Water Reserve	04/14/10				20,635.57				
Century-Volga PSD 03-A Water Reserve	06/13/03				7,810.56				
Century-Volga PSD 09-A Water Revenue	12/22/09	0.00%	#700,000	675,775	2,991.38	2049	36/91	MBC - UNB	S&J
Century-Volga PSD 09-A Water Reserve	12/22/09				18,232.23				
Ceredo 91-A Sewer Revenue	07/10/91	8.10%	618,069	491,428	27,311.92	2029	10/04	MBC - BNY	JK
Ceredo 91-A Sewer Reserve	07/10/91				52,809.49				

ACCOUNT NAME	ISSUE DATE	INTEREST RATE	ORIGINAL ISSUE	OUTSTANDING (06/30/12)	ACCT - BAL (06/30/12)	LAST DEBT	DEBT MONTH	PAYING AGENT	BOND COUNSEL
Ceredo 91-B Sewer Revenue	07/10/91	0.00%	27,906	13,219	1,887.78	2029	10/	MBC - BNY2	JK
Ceredo 91-B Sewer Reserve	07/10/91				876.53				
Ceredo 11-A Sewer Revenue	03/02/11	0.000% - +0.5%AF	#534,900	505,808	1,254.91	2051	36/91	MBC - DEP	S&J
Ceredo 11-A Sewer Reserve	03/02/11				1,714.23				
Ceredo 07-A Water Revenue	06/14/07	0.000% - +1.0%AF	2,700,000	2,407,500	17,211.73	2039	36/91	MBC - BPH	S&J
Ceredo 07-A Water Reserve	06/14/07				93,413.06				
Chapmanville 86-B Water & Sewer Revenue	03/25/86	0.00%	99,740	34,909	5,991.11	2025	10/	MBC - BNY2	JK
Chapmanville 86-B Water & Sewer Reserve	03/25/86				3,781.33				
Chapmanville 92 Water & Sewer Revenue	10/23/92	3.00%	757,533	61,738	11,618.82	2013	36/91	MBC - DEP	JK
Chapmanville 92 Water & Sewer Reserve	10/23/92				50,519.40				
Chapmanville 99-A Water & Sewer Revenue	08/24/99	0.000% - +1.0%AF	140,000	56,000	1,409.00	2020	36/91	MBC - DEP	JK
Chapmanville 99-A Water & Sewer Reserve	08/24/99				7,569.07				
Charles Town 87-B W & S Revenue	11/18/87	0.00%	413,629	163,275	8,165.23	2026	10/	MBC - BNY2	S&J
Charles Town 87-B W & S Reserve	11/18/87				10,886.84				
Charles Town 88-B (B1) W & S Revenue	05/04/88	0.00%	295,916	128,980	5,691.78	2028	10/	MBC - BNY2	S&J
Charles Town 88-B (B1) W & S Reserve	05/04/88				7,589.19				
Charles Town 88-B (B2) W & S Revenue	05/20/88	0.00%	558,000	243,224	10,722.68	2028	10/	MBC - BNY2	S&J
Charles Town 88-B (B2) W & S Reserve	05/20/88				14,307.81				
Charles Town 89-B W & S Revenue	04/13/89	0.00%	117,480	54,222	2,254.13	2029	10/	MBC - BNY2	S&J
Charles Town 89-B W & S Reserve	04/13/89				3,012.80				
Charles Town 98 Water & Sewer Design Rev	09/29/98	2.000% - +1.0%AF	437,601	179,111	2,354.05	2019	36/91	MBC - DEP	S&J
Charles Town 98 Water & Sewer Design Res	09/29/98				26,600.79				
Charles Town 00-A Water & Sewer Revenue	06/22/00	2.000% - +1.0%AF	3,163,781	1,660,200	17,011.78	2021	36/91	MBC - DEP	S&J
Charles Town 00-A Water & Sewer Reserve	06/22/00				192,319.50				
Charles Town 02-A Water & Sewer Revenue	08/22/02	5.80%	1,100,000	996,912	25,589.69	2039	10/04	MBC - BNY	S&J
Charles Town 02-A Water & Sewer Reserve	08/22/02				72,846.05				
Charles Town 02-B Water & Sewer Revenue	08/22/02	0.00%	3,600,000	2,805,195	7,610.88	2042	36/91	MBC - UNB	S&J
Charles Town 02-B Water & Sewer Reserve	08/22/02				93,507.47				
Charles Town 02-C Water & Sewer Revenue	12/01/02	3.000% - 5.000%	4,135,000	3,375,000	82,596.18	2032	12/06	MBC - DTC	I S&J
Charles Town 02-C Water & Sewer Reserve	12/01/02				259,063.00				
Charles Town 03-A Water & Sewer Revenue	01/01/03		1,000,000	845,000	25,427.95	2032	12/06	MBC - DTC	S&J
Charles Town 03-A Water & Sewer Reserve	01/01/03				71,944.00				

ACCOUNT NAME	ISSUE DATE	INTEREST RATE	ORIGINAL ISSUE	OUTSTANDING (06/30/12)	ACCT - BAL (06/30/12)	LAST DEBT	DEBT MONTH	PAYING AGENT	BOND COUNSEL
Charles Town 05-A Water & Sewer Revenue	06/01/05	5.250% - 7.250%	2,355,000	250,000	4,885.09	2035	06/12	MBC - DTC	S&J
Charles Town 05-A Water & Sewer Reserve	06/01/05				59,757.54				
Charles Town 06-A Water & Sewer Revenue	01/01/06	6.500% - 7.250%	1,830,000	1,550,000	15,953.25	2028	06/12	MBC - DTC	S&J
Charles Town 06-A Water & Sewer Reserve	01/01/06				168,063.00				
Charles Town 06-B Water & Sewer Revenue	07/27/06	4.500% - 5.250%	2,000,000	1,600,000	22,717.31	2026	06/12	MBC - DTC	S&J
Charles Town 06-B Water & Sewer Reserve	07/27/06				134,253.14				
Charles Town 09-A Water & Sewer Revenue	12/01/09	2.000% - 5.000%	7,120,000	6,450,000	351,917.64	2028	10/04	MBC - DTC	S&J
Charles Town 09-A Water & Sewer Reserve	12/01/09				657,043.00				
Charles Town 10-A Water & Sewer Revenue	01/13/10	2.00%	912,458	865,468	4,526.91	2031	36/91	MBC - BPH	S&J
Charles Town 10-A Water & Sewer Reserve	01/13/10				7,395.95				
Charles Town 10-B Water & Sewer Revenue	01/13/10	2.00%	100,000	94,850	493.27	2031	36/91	MBC - BPH	S&J
Charles Town 10-B Water & Sewer Reserve	01/13/10				810.99				
Charles Town 10-C Water & Sewer Revenue	12/02/10	0.000% - +0.5%AF	1,250,000	1,208,332	3,636.92	2041	36/91	MBC - DEP	S&J
Charles Town 10-C Water & Sewer Reserve	12/02/10				4,514.18				
Charles Town 10-D Water & Sewer Revenue	12/02/10	0.000% - +0.5%AF	500,000	483,332	1,454.44	2041	36/91	MBC - DEP	S&J
Charles Town 10-D Water & Sewer Reserve	12/02/10				1,806.17				
Charles Town 11-A Water & Sewer Revenue	07/22/11	0.000% - +0.5%AF	#13,147,192	1,710,138	0.00	2041	36/91	MBC - DEP	S&J
Charles Town 11-A Water & Sewer Reserve	07/22/11				0.00				S&J
Charles Town 11-B Water & Sewer Revenue	07/22/11	0.000% - +0.5%AF	#2,000,000	1,080,246	0.00	2031	36/91	MBC - DEP	S&J
Charles Town 11-B Water & Sewer Reserve	07/22/11				0.00				
Charleston 98 Civic Center Imp Revenue	09/01/98	4.600% - 5.100%	3,635,000	2,265,000	178,164.37	2023	09/03	MBC - DTC	G&G
Charleston 09-A Civic Center Imp Revenue	12/17/09	3.000% - 4.400%	3,275,000	2,980,000	115,257.63	2024	12/06	MBC - DTC	JK
Charleston 05-A Parking Ref Revenue	03/08/05	2.500% - 4.500%	8,710,000	4,185,000	188,500.23	2016	06/12	MBC - DTC	JK
Charleston 05-A Parking Ref Reserve	03/08/05				871,098.20				
Charleston 05-B Parking Ref Revenue	04/01/05	3.000% - 4.000%	2,655,000	215,000	77,277.37	2013	06/12	MBC - DTC	JK
Charleston 05-B Parking Ref Reserve	04/01/05				265,529.94				
Charleston 89-A Sewer Revenue	03/21/89	8.40%	1,912,194	1,530,340	88,714.65	2029	10/04	MBC - BNY	JK
Charleston 89-A Sewer Reserve	03/21/89				167,901.68				
Charleston 89-B Sewer Revenue	03/21/89	0.00%	283,458	130,827	7,487.76	2029	10/	MBC - BNY2	JK
Charleston 89-B Sewer Reserve	03/21/89				7,329.98				
Charleston 89-C Sewer Revenue	11/21/89	8.40%	829,856	664,138	38,533.94	2029	10/04	MBC - BNY	JK
Charleston 89-C Sewer Reserve	11/21/89				72,865.59				

ACCOUNT NAME	ISSUE DATE	INTEREST RATE	ORIGINAL ISSUE	OUTSTANDING (06/30/12)	ACCT - BAL (06/30/12)	LAST DEBT	DEBT MONTH	PAYING AGENT	BOND COUNSEL
Charleston 89-D Sewer Revenue	11/21/89	0.00%	123,015	56,776	3,264.67	2029	10/	MBC - BNY2	JK
Charleston 89-D Sewer Reserve	11/21/89				4,182.88				
Charleston 93-A Sewer Revenue	12/02/93	3.00%	773,237	87,573	4,750.13	2014	36/91	MBC - DEP	JK
Charleston 93-A Sewer Reserve	12/02/93				51,567.12				
Charleston 96-A Sewer Revenue	10/09/96	2.000% - +1.0%AF	2,671,058	879,863	42,935.69	2018	36/91	MBC - DEP	JK
Charleston 96-A Sewer Reserve	10/09/96				162,408.22				
Charleston 96-B Sewer Revenue	11/26/96	2.000% - +1.0%AF	395,299	119,475	6,353.72	2017	36/91	MBC - DEP	JK
Charleston 96-B Sewer Reserve	11/26/96				24,035.55				
Charleston 97-A Sewer Revenue	07/22/97	2.000% - +1.0%AF	732,688	251,232	11,783.40	2018	36/91	MBC - DEP	JK
Charleston 97-A Sewer Reserve	07/22/97				44,550.68				
Charleston 97-B Sewer Revenue	10/07/97	2.000% - +1.0%AF	5,237,584	2,005,656	84,190.78	2019	36/91	MBC - DEP	JK
Charleston 97-B Sewer Reserve	10/07/97				318,462.81				
Charleston 98-A Sewer Revenue	12/10/98	2.000% - +1.0%AF	994,537	393,988	15,991.97	2019	36/91	MBC - DEP	JK
Charleston 98-A Sewer Reserve	12/10/98				60,471.38				
Charleston 99-A Sewer Revenue	06/22/99	8.38%	686,229	537,469	36,069.40	2026	10/04	MBC - BNY	JK
Charleston 99-A Sewer Reserve	06/22/99				64,280.56				
Charleston 99-B Sewer Revenue	06/22/99	0.00%	132,072	70,753	4,966.45	2026	10/	MBC - BNY2	JK
Charleston 99-B Sewer Reserve	06/22/99				6,150.32				
Charleston 01-A Sewer Revenue	02/22/01	2.000% - +1.0%AF	1,111,357	610,924	17,871.69	2022	36/91	MBC - DEP	JK
Charleston 01-A Sewer Reserve	02/22/01				67,577.27				
Charleston 01-B Sewer Revenue	05/22/01	7.85%	823,741	689,414	39,318.47	2029	10/04	MBC - BNY	JK
Charleston 01-B Sewer Reserve	05/22/01				73,009.86				
Charleston 01-C Sewer Revenue	05/22/01	0.00%	30,492	18,925	1,129.42	2029	10/	MBC - BNY2	JK
Charleston 01-C Sewer Reserve	05/22/01				1,340.68				
Charleston 02-B Sewer Ref Revenue	12/01/02	2.000% - 4.430%	5,160,000	2,140,000	323,224.63	2017	01/07	MBC - DTC	JK
Charleston 02-B Sewer Ref Reserve	12/01/02				486,527.84				
Charleston 04-A Sewer Revenue	03/23/04	2.000% - +1.0%AF	9,835,120	6,829,003	91,951.28	2025	36/91	MBC - DEP	JK
Charleston 04-A Sewer Reserve	03/23/04				597,859.00				
Charleston 05-A Sewer Revenue	05/05/05	5.05%	36,617,310	34,316,142	837,532.63	2044	10/04	MBC - BNY	JK
Charleston 05-A Sewer Reserve	05/05/05				2,158,138.55				
Charleston 05-B1 Sewer Revenue	05/05/05	2.00%	1,822,690	1,625,260	37,215.19	2044	10/04	MBC - BBT	JK
Charleston 05-B2 Sewer Revenue	05/05/05	2.00%	334,771	247,857	13,831.25	2044	10/04	MBC - BBT	JK

ACCOUNT NAME	ISSUE DATE	INTEREST RATE	ORIGINAL ISSUE	OUTSTANDING (06/30/12)	ACCT - BAL (06/30/12)	LAST DEBT	DEBT MONTH	PAYING AGENT	BOND COUNSEL
Charleston 08-A Sewer Revenue	06/26/08	2.000% - +1.0%AF	9,000,000	8,157,327	53,660.78	2030	36/91	MBC - DEP	JK
Charleston 08-A Sewer Reserve	06/26/08				547,228.89				
Charleston 11-A Sewer Revenue	12/13/11	2.000% - +1.0%AF	#25,877,009	9,189,146	0.00	2033	36/91	MBC - DEP	JK
Charleston 11-A Sewer Reserve	12/13/11				1,573,393.90				
Chas-Kan Cty Reg Devel Auth 00-A W Rev	01/27/00	4.350% - 6.375%	*8,705,000	7,705,000	99,647.42	2039	06/12	MBC - BNY	VLF
Chas-Kan Cty Reg Devel Auth 05-A W Res	06/28/05				37,495.54				S&J
Chas-Kan Cty Reg Devel Auth 09-A W Res	04/16/09				23,026.99				S&J
Chas-Kan Cty Reg Devel Auth 09-B W Rev	06/29/09	0.00%	167,300	152,338	464.20	2048	36/91	MBC - UNB	S&J
Chas-Kan Cty Reg Devel Auth 09-B W Res	06/29/09				0.00				S&J
Chester 77 Water & Sewer Revenue	12/16/77	5.00%	1,879,000	482,000	36,765.35	2017	04/10	GMAC-CPLT1:B1T	GOVT
Chester 77 Water & Sewer Reserve	12/16/77				223,686.76				
Chester 88-A Water & Sewer Revenue	07/06/88	9.00%	1,133,851	903,194	44,416.73	2028	10/04	MBC - BNY	S&J
Chester 88-A Water & Sewer Reserve	07/06/88				105,743.17				
Chester 88-B Water & Sewer Revenue	07/06/88	0.00%	283,463	123,567	5,791.96	2028	10/	MBC - BNY2	S&J
Chester 88-B Water & Sewer Reserve	07/06/88				7,280.35				
Chester 96-A Water & Sewer Revenue	12/17/96	0.000% - +1.0%AF	1,301,239	374,106	9,162.08	2018	36/91	MBC - DEP	S&J
Chester 96-A Water & Sewer Reserve	12/17/96				65,074.41				
Chestnut Ridge PSD 95 Water Revenue	10/10/95	6.75%	185,000	153,921	7,226.50	2033	10/04	MBC - BNY	S&J
Chestnut Ridge PSD 95 Water Reserve	10/10/95				13,649.58				
Clarksburg 96 Sewer Revenue	10/24/96	2.000% - +1.0%AF	6,484,243	2,223,374	68,303.31	2018	36/91	MBC - DEP	S&J
Clarksburg 96 Sewer Reserve	10/24/96				394,262.94				
Clarksburg 09-A Sewer Revenue	07/08/09	0.000% - +1.0%AF	1,000,000	900,000	8,936.74	2030	36/91	MBC - DEP	S&J
Clarksburg 09-A Sewer Reserve	07/08/09				50,151.80				
Clarksburg 92 Water Imp & Ref Revenue	12/01/92	3.250% - 6.800%	25,500,405	340,855	1,058,392.07	2012	09/	BK OF NEW YORK	I S&J
Clarksburg 92 Water Imp & Ref Reserve	12/01/92				243,687.55				
Clarksburg 01-A Water Revenue	04/23/01	2.000% - +1.0%AF	2,383,850	1,280,752	13,058.65	2022	36/91	MBC - BPH	S&J
Clarksburg 01-A Water Reserve	04/23/01				131,836.64				
Clarksburg 02 Water Ref Revenue	07/01/02	1.600% - 4.960%	16,260,000	10,515,000	181,073.77	2019	09/03	MBC - DTC	I S&J
Clarksburg 02 Water Ref Reserve	07/01/02				1,413,709.14				
Clarksburg 04-A Water Revenue	09/28/04	5.00%	1,885,764	1,421,986	74,886.66	2024	04/10	MBC - BNY	S&J
Clarksburg 04-A Water Reserve	09/28/04				141,938.17				S&J
Clay 98-B Water & Sewer Revenue	03/27/98	0.00%	185,000	121,742	1,231.22	2037	36/91	MBC - UNB	S&J

ACCOUNT NAME	ISSUE DATE	INTEREST RATE	ORIGINAL ISSUE	OUTSTANDING (06/30/12)	ACCT - BAL (06/30/12)	LAST DEBT	DEBT MONTH	PAYING AGENT	BOND I COUNSEL
Clay 98-B Water & Sewer Reserve	03/27/98				4,777.97				
Clay 09-A Water & Sewer Reserve	10/16/09				4,749.28				
Clay 09-B Water & Sewer Revenue	10/16/09	0.00%	550,000	532,140	1,156.64	2049	36/91	MBC - UNB	G&G
Clay 09-B Water & Sewer Reserve	10/16/09	0.00%			0.00				
Clay County PSD 05-A Water Reserve	12/19/05				16,012.38				
Clay County PSD 94-B Water Revenue	10/21/94	6.75%	333,000	277,017	15,140.89	2033	10/04	MBC - BNY	JK
Clay County PSD 94-B Water Reserve	10/21/94				24,532.93				
Clay-Roane PSD 82 Water Reserve	09/24/82				11,346.52				G&G
Clay-Roane PSD 90 Water Reserve	11/05/90				26,592.39				G&G
Clay-Roane PSD 97 Water Reserve	04/04/97				2,213.74				G&G
Clay-Roane PSD 04-A Water Revenue	11/12/04	0.00%	1,000,000	848,684	4,529.04	2044	36/91	MBC - UNB	G&G
Clay-Roane PSD 04-A Water Reserve	11/12/04				15,866.07				
Clay-Roane PSD 04-B Water Reserve	11/12/04				11,355.12				G&G
Clay-Roane PSD 08 Water Reserve	06/26/08				1,160.58				G&G
Claywood Park PSD 89-A Sewer Revenue	10/10/89	8.40%	2,801,862	2,242,345	40,997.46	2029	10/04	MBC - BNY	JK
Claywood Park PSD 89-A Sewer Reserve	10/10/89				217,457.45				
Claywood Park PSD 89-B Sewer Revenue	10/10/89	0.00%	415,340	191,695	5,490.75	2029	10/	MBC - BNY2	JK
Claywood Park PSD 89-B Sewer Reserve	10/10/89				9,631.64				
Claywood Park PSD 01 Sewer Revenue	01/04/01	0.000% - +0.5%AF	1,800,000	1,185,000	0.00	2032	36/91	MBC - DEP	BRM
Claywood Park PSD 01 Sewer Reserve	01/04/01				46,209.86				
Claywood Park PSD 08-A Sewer Revenue	10/27/08	0.000% - +0.5%AF	#5,500,000	5,388,022	-46.14	2041	36/91	MBC - DEP	S&J
Claywood Park PSD 08-A Sewer Reserve	10/27/08				0.00				
Claywood Park PSD 08-B Sewer Revenue	10/27/08	0.00%	1,500,000	1,421,568	-22.24	2048	36/91	MBC - UNB	S&J
Claywood Park PSD 08-B Sewer Reserve	10/27/08				0.00				
Claywood Park PSD 09-A Sewer Revenue	06/18/09	0.000% - +.25%AF	#1,027,500	976,694	-15.96	2049	36/91	MBC - DEP	S&J
Claywood Park PSD 09-A Sewer Reserve	06/18/09				0.00				
Claywood Park PSD 09-C Sewer Revenue	06/18/09	0.00%	100,000	96,076	-49.49	2049	36/91	MBC - UNB	S&J
Claywood Park PSD 09-C Sewer Reserve	06/18/09				48.01				
Claywood Park PSD 03 Water Ref Revenue	06/01/03	3.500% - 5.500%	975,000	695,000	15,718.35	2032	06/12	MBC - DTC	BRM
Claywood Park PSD 03 Water Ref Reserve	06/01/03				74,490.00				
Claywood Park PSD 06-A Water Ref Reserve	06/28/06				91,395.23				
Claywood Park PSD 06-B Water Ref Reserve	06/28/06				18,703.08				

ACCOUNT NAME	ISSUE DATE	INTEREST RATE	ORIGINAL ISSUE	OUTSTANDING (06/30/12)	ACCT - BAL (06/30/12)	LAST DEBT	DEBT MONTH	PAYING AGENT	BOND I COUNSEL
Claywood Park PSD 06-C Water Ref Reserve	06/28/06				56,108.92				
Claywood Park PSD 08-A Water Ref Reserve	05/08/08				32,725.20				
Claywood Park PSD 11-A Water Reserve	04/15/11				0.00				
Clover PSD 01 Water Reserve	03/07/01				8,348.56				
Clover PSD 12 Water Reserve	02/24/12				0.00				
Cool Ridge-Flat Top PSD 07-A Water Res	03/01/07				19,606.61				
Cool Ridge-Flat Top PSD 07-B Water Res	03/01/07				32,242.30				
Coons Run PSD 10-A Water Revenue	01/27/10	0.00%	1,200,000	1,150,000	6,557.22	2041	36/91	MBC - BPH	S&J
Coons Run PSD 10-A Water Reserve	01/27/10				8,078.80				
Cottageville PSD 99 Sewer Revenue	02/24/99	2.000% - +1.0%AF	429,090	197,921	3,025.54	2020	36/91	MBC - DEP	G&G
Cottageville PSD 99 Sewer Reserve	02/24/99				26,114.39				
Cottageville PSD 71/78/80/83/90Water Dep					125,131.66				
Cottageville PSD 71/78/80/83/90Water Res					110,368.53				
Cottageville PSD 09 Water Reserve	04/03/09				2,855.64				
Cowen PSD 94 Water & Sewer Revenue	04/06/94	3.00%	268,500	42,961	3,292.59	2014	36/91	MBC - DEP	S&J
Cowen PSD 94 Water & Sewer Reserve	04/06/94				17,924.02				
Cowen PSD 04-A Water & Sewer Revenue	12/29/04	0.000% - +1.0%AF	400,000	320,001	4,102.60	2036	36/91	MBC - BPH	S&J
Cowen PSD 04-A Water & Sewer Reserve	12/29/04				9,745.70				
Cowen PSD 04-B Water & Sewer Revenue	12/29/04	2.000% - +1.0%AF	800,000	592,535	12,949.18	2026	36/91	MBC - BPH	S&J
Cowen PSD 04-B Water & Sewer Reserve	12/29/04				32,442.99				
Crab Orchard-MacArthur PSD 86B Sewer Rev	05/29/86	0.00%	161,688	58,042	3,834.18	2025	10/	MBC - BNY2	S&J
Crab Orchard-MacArthur PSD 86B Sewer Res	05/29/86				4,146.52				
Crab Orchard-MacArthur PSD 97A Sewer Rev	06/05/97	0.000% - +1.0%AF	250,000	81,250	1,710.43	2018	36/91	MBC - DEP	BRM
Crab Orchard-MacArthur PSD 97A Sewer Res	06/05/97				12,501.60				
Crab Orchard-MacArthur PSD 97B Sewer Rev	06/05/97	0.00%	1,774,300	1,147,177	6,103.79	2037	36/91	MBC - UNB	BRM
Crab Orchard-MacArthur PSD 97B Sewer Res	06/05/97				45,889.92				
Crab Orchard-MacArthur PSD 99 Sewer Rev	12/16/99	2.000% - +1.0%AF	478,630	239,093	3,242.94	2021	36/91	MBC - DEP	S&J
Crab Orchard-MacArthur PSD 99 Sewer Res	12/16/99				29,097.52				
Crab Orchard-MacArthur PSD 01A Sewer Rev	10/03/01	0.000% - +0.5%AF	6,818,600	4,716,186	24,312.34	2033	36/91	MBC - DEP	S&J
Crab Orchard-MacArthur PSD 01A Sewer Res	10/03/01				227,287.94				
Crab Orchard-MacArthur PSD 06A Sewer Rev	09/06/06	0.000% - +0.5%AF	1,314,606	1,128,365	3,901.00	2038	36/91	MBC - DEP	S&J
Crab Orchard-MacArthur PSD 06A Sewer Res	09/06/06				43,819.54				

ACCOUNT NAME	ISSUE DATE	INTEREST RATE	ORIGINAL ISSUE	OUTSTANDING (06/30/12)	ACCT - BAL (06/30/12)	LAST DEBT	DEBT MONTH	PAYING AGENT	BOND I COUNSEL
Crab Orchard-MacArthur PSD 06B Sewer Rev	09/06/06	0.00%	5,852,000	5,240,016	12,595.34	2046	36/91	MBC - UNB	S&J
Crab Orchard-MacArthur PSD 06B Sewer Res	09/06/06				102,970.73				
Crab Orchard-MacArthur PSD 08A Sewer Rev	03/27/08	0.000% - 3.910%	3,712,815	3,045,022	24,264.08	2025	99/99	MBC-BBT:BH	BRM
Crab Orchard-MacArthur PSD 08A Sewer Res	03/27/08				293,419.92				
Crab Orchard-MacArthur PSD 08B Sewer Rev	08/05/08	0.00%	#275,000	243,189	565.66	2048	36/91	MBC - UNB	S&J
Crab Orchard-MacArthur PSD 08B Sewer Res	08/05/08				7,191.92				
Crab Orchard-MacArthur PSD 08C Sewer Rev	12/04/08	0.000% - +0.5%AF	201,487	181,237	814.77	2032	36/91	MBC - DEP	S&J
Crab Orchard-MacArthur PSD 08C Sewer Res	12/04/08				3,440.47				
Crab Orchard-MacArthur PSD 11A Sewer Rev	07/22/11	0.000% - +0.5%AF	#4,513,128	3,241,276	0.00	2042	36/91	MBC - DEP	S&J
Crab Orchard-MacArthur PSD 11A Sewer Res	07/22/11				0.00				
Craigsville PSD 86-A Sewer Revenue	02/18/86	9.75%	650,000	485,034	10,311.19	2025	10/04	MBC - BNY	S&J
Craigsville PSD 86-A Sewer Reserve	02/18/86				29,225.68				
Craigsville PSD 05-A Sewer Revenue	07/11/05	0.00%	1,272,440	1,097,791	-17.73	2045	36/91	MBC - UNB	S&J
Craigsville PSD 05-A Sewer Reserve	07/11/05				0.00				
Craigsville PSD 98-A Water Revenue	01/06/98	0.00%	1,361,000	889,885	941.80	2037	36/91	MBC - UNB	S&J
Craigsville PSD 98-A Water Reserve	01/06/98				16,382.79				
Crum PSD 93 Water Reserve	09/08/93				8,857.69				
Crum PSD 02-A Water Reserve	05/09/02				40,479.34				
Crum PSD 10-A Water Reserve	03/15/10				2,664.96				
Crum PSD 10-B Water Reserve	03/15/10				1,469.69				
Crum PSD 12-A Water Reserve	02/28/12				0.00				
Culloden PSD 03-A Sewer Revenue	07/31/03	0.000% - +0.5%AF	689,000	537,310	3,348.21	2043	36/91	MBC - DEP	S&J
Culloden PSD 03-A Sewer Reserve	07/31/03				18,348.34				
Culloden PSD 03-C Sewer Ref Revenue	07/31/03	5.00%	84,000	52,616	5,279.08	2020	10/04	MBC - BBT	S&J
Culloden PSD 03-C Sewer Ref Reserve	07/31/03				7,405.12				
Culloden PSD 04-A Sewer Revenue	12/29/04	0.000% - +0.5%AF	1,100,000	922,581	5,347.82	2044	36/91	MBC - DEP	S&J
Culloden PSD 04-A Sewer Reserve	12/29/04				18,689.67				
Danese PSD 02-A Water Depreciation	08/22/02				2,308.89				
Danese PSD 02-A Water Reserve	08/22/02				17,377.98				
Danese PSD 09-A Water Reserve	09/24/09				6,465.93				
Delbarton 11-A Sewer Revenue	11/03/11	0.000% - +0.5%AF	#3,131,150	1,047,444	0.00	2051	36/91	MBC - DEP	JK
Delbarton 11-A Sewer Reserve	11/03/11				0.00				

ACCOUNT NAME	ISSUE DATE	INTEREST RATE	ORIGINAL ISSUE	OUTSTANDING (06/30/12)	ACCT - BAL (06/30/12)	LAST DEBT	DEBT MONTH	PAYING AGENT	BOND I COUNSEL
Delbarton 01-A Water Revenue	07/18/01	0.000% - +1.0%AF	258,000	172,000	8,236.52	2032	36/91	MBC - BPH	S&J
Delbarton 01-A Water Reserve	07/18/01				8,847.36				
Doddridge County Schools 04 GO	04/01/04	3.500% - 3.600%	8,900,000	4,920,000	1,397.27	2019	05/11	MBC - DTC	BRM
Doddridge County Schools 04 GO Sur Col	04/01/04				144,121.38				
Dunbar 99 Sewer Revenue	08/24/99	0.000% - +0.5%AF	16,152,148	9,163,231	54,818.23	2027	36/91	MBC - DEP	JTP
Dunbar 99 Sewer Reserve	08/24/99				621,235.69				
Durbin 87-A Sewer Revenue	03/12/87	8.38%	144,503	24,799	12,893.70	2013	10/04	MBC - BNY	JK
Durbin 87-A Sewer Reserve	03/12/87				13,984.51				
Durbin 87-B Sewer Revenue	03/12/87	0.00%	34,470	2,758	2,415.96	2013	10/	MBC - BNY2	JK
Durbin 87-B Sewer Reserve	03/12/87				1,533.99				
East Bank 95-A Sewer Revenue	07/27/95	2.000% - +1.0%AF	559,373	91,056	3,286.56	2015	36/91	MBC - DEP	H&P
East Bank 95-A Sewer Reserve	07/27/95				37,110.84				
East Bank 87 Water Reserve	09/09/87				10,053.35				JKHO
East View PSD 86-A Sewer Revenue	06/13/86	9.75%	340,000	254,325	18,644.01	2025	10/04	MBC - BNY	S&J
East View PSD 86-A Sewer Reserve	06/13/86				34,065.58				
Eastern Wyoming PSD 01-A Water Revenue	10/16/01	0.000% - +1.0%AF	360,000	234,000	1,114.16	2031	36/91	MBC - BPH	STB
Eastern Wyoming PSD 01-A Water Reserve	10/16/01				11,999.70				
Eastern Wyoming PSD 04-A Water Revenue	08/24/04	0.000% - +1.0%AF	570,000	446,500	1,760.11	2035	36/91	MBC - BPH	STB
Eastern Wyoming PSD 04-A Water Reserve	08/24/04				12,539.44				
Eastern Wyoming PSD 06-A Water Revenue	01/12/06	0.000% - +1.0%AF	2,570,000	2,163,077	7,938.97	2037	36/91	MBC - BPH	STB
Eastern Wyoming PSD 06-A Water Reserve	01/12/06				41,487.68				
Eastern Wyoming PSD 09-A Water Revenue	10/16/09	0.00%	1,000,000	967,530	2,091.62	2049	36/91	MBC - UNB	STB
Eastern Wyoming PSD 09-A Water Reserve	10/16/09				3,464.74				
Elizabeth 82-A Sewer R&R	09/13/82				1,256.57				
Elizabeth 82-B Sewer Revenue	09/13/82	0.00%	87,894	19,004	1,782.06	2019	10/	MBC - BNY2	S&J
Elizabeth 99 Sewer Revenue	08/31/99	0.000% - +1.0%AF	108,000	45,900	494.61	2020	36/91	MBC - DEP	G&G
Elizabeth 99 Sewer Reserve	08/31/99				5,485.31				
Elizabeth 82 Water Depreciation	06/09/82				65,161.06				
Elizabeth 82 Water Reserve	06/09/82				32,002.40				
Elizabeth 02 Water Reserve	02/06/02				11,191.56				
Elizabeth 08 Water Reserve	02/08/08				10,603.22				
Elk Valley (Big Sandy) PSD 90-A S Rev	07/12/90	8.10%	1,388,390	1,103,909	53,519.41	2029	10/04	MBC - BNY	S&J

ACCOUNT NAME	ISSUE DATE	INTEREST RATE	ORIGINAL ISSUE	OUTSTANDING (06/30/12)	ACCT - BAL (06/30/12)	LAST DEBT	DEBT MONTH	PAYING AGENT	BOND I COUNSEL
Elk Valley (Big Sandy) PSD 90-A S Res	07/12/90				118,646.49				
Elk Valley (Big Sandy) PSD 90-B S Rev	07/12/90	0.00%	62,701	29,701	2,509.64	2029	10/	MBC - BNY2	S&J
Elk Valley (Big Sandy) PSD 90-B S Res	07/12/90				2,666.51				
Elk Valley (Elk-Pinch) PSD 87A Sewer Rev	08/20/87	8.38%	5,227,400	3,844,709	216,633.96	2026	10/04	MBC - BNY	LFG
Elk Valley (Elk-Pinch) PSD 87A Sewer Res	08/20/87				459,769.88				
Elk Valley (Elk-Pinch) PSD 87B Sewer Rev	08/20/87	0.00%	1,282,163	506,117	27,201.64	2026	10/	MBC - BNY2	LFG
Elk Valley (Elk-Pinch) PSD 87B Sewer Res	08/20/87				33,750.06				
Elk Valley PSD 08-A Sewer Revenue	08/12/08	0.000% - +0.5%AF	18,061,117	17,459,077	57,767.45	2041	36/91	MBC - DEP	G&G
Elk Valley PSD 08-A Sewer Reserve	08/12/08				65,234.86				G&G
Elkins 86-B Sewer Revenue	04/28/86	0.00%	517,001	180,950	23,693.07	2025	10/	MBC - BNY2	JK
Elkins 86-B Sewer Reserve	04/28/86				12,932.12				
Elkins 96-A Sewer Revenue	08/22/96	2.000% - +1.0%AF	300,000	86,565	3,059.56	2017	36/91	MBC - DEP	S&J
Elkins 96-A Sewer Reserve	08/22/96				18,240.32				
Elkins 04-A Sewer Refunding Revenue	06/18/04	4.25%	1,022,000	546,015	15,948.49	2019	99/99	MBC-DAVIS TR:BH	S&J
Elkins 04-A Sewer Refunding Reserve	06/18/04				93,252.00				
Elkins 06-A Sewer Refunding Revenue	12/12/06	2.000% - +1.0%AF	8,576,641	7,215,830	54,994.54	2028	36/91	MBC - DEP	S&J
Elkins 06-A Sewer Refunding Reserve	12/12/06				522,167.73				
Elkins 09-A Sewer Revenue	06/18/09	0.000% - +1.0%AF	#883,280	831,243	2,823.96	2040	36/91	MBC - DEP	S&J
Elkins 09-A Sewer Reserve	06/18/09				29,451.41				
Elkins Road PSD 98-A Water Revenue	09/10/98	0.00%	2,032,000	1,376,516	8,313.55	2038	36/91	MBC - UNB	S&J
Elkins Road PSD 98-A Water Reserve	09/10/98				52,449.49				
Elkins Road PSD 04-A Water Reserve	12/20/04				15,390.82				
Elkins Road PSD 04-B Water Revenue	12/20/04	0.00%	1,509,788	1,282,826	3,671.14	2044	36/91	MBC - UNB	S&J
Elkins Road PSD 04-B Water Reserve	12/20/04				23,122.55				S&J
Enlarged Hepzibah W PSD 03-A Sewer Rev	09/23/03	0.000% - +0.5%AF	1,900,000	1,440,814	0.00	2035	36/91	MBC - DEP	S&J
Enlarged Hepzibah W PSD 03-A Sewer Res	09/23/03				44,489.98				
Enlarged Hepzibah PSD 05-A Sewer Reserve	07/25/05				4,437.82				
Fairmont 03-A Sewer Revenue	06/26/03	0.000% - +0.5%AF	#485,543	360,094	5,125.25	2034	36/91	MBC - DEP	S&J
Fairmont 03-A Sewer Reserve	06/26/03				16,188.57				
Fairmont 07-A Sewer Revenue	10/11/07	2.000% - +1.0%AF	#5,577,760	4,749,002	47,272.88	2029	36/91	MBC - DEP	S&J
Fairmont 07-A Sewer Reserve	10/11/07				115,420.40				
Fairmont 83 Water Revenue	12/02/83	6.500% - 10.000	105,000	ET:OVB-CHA	0.00	2013	07/01	BBT	JK

ACCOUNT NAME	ISSUE DATE	INTEREST RATE	ORIGINAL ISSUE	OUTSTANDING (06/30/12)	ACCT - BAL (06/30/12)	LAST DEBT	DEBT MONTH	PAYING AGENT	BOND I	COUNSEL
Fairmont 97 Water Ref Revenue	06/01/97	4.250% - 5.500%	10,260,000	1,905,000	973,689.62	2013	07/01	BK OF NEW YORK	I	S&J
Fairmont 97 Water Ref Reserve	06/01/97		LTR/CREDIT		6,956.23					
Fairmont 98 Water Revenue	12/15/98	3.600% - 4.900%	9,600,000	8,415,000	344,288.35	2029	07/01	MBC - DTC	I	S&J
Fairmont 98 Water Reserve	12/15/98				1,027,832.94					
Fairmont 99 Water Revenue	01/01/99	4.500% - 5.250%	19,945,000	19,945,000	497,586.55	2029	07/01	MBC - DTC	I	S&J
Fairmont 99 Water Reserve	01/01/99				1,760,372.75					
Fairmont 08-A Water Revenue	06/26/08	0.000% - +1.0%AF	#2,750,000	2,428,165	8,713.46	2039	36/91	MBC - BPH		S&J
Fairmont 08-A Water Reserve	06/26/08				91,668.13					
Fairmont 10-A Water Revenue	01/21/10	0.00%	#4,447,618	3,821,233	12,190.66	2041	36/91	MBC - BPH		S&J
Fairmont 10-A Water Reserve	01/21/10				8,649.51					
Fairmont 10-C Water Revenue	01/21/10	5.00%	2,000,000	2,000,000	91,935.58	2031	10/04	MBC - BNY		S&J
Fairmont 10-C Water Reserve	01/21/10				13,376.42					
Fairmont 10-D Water Revenue	01/21/10	0.00%	#1,250,104	230,201	2,705.30	2049	36/91	MBC - UNB		S&J
Fairmont 10-D Water Reserve	01/21/10				1,919.47					
Fairview 12-A Water Revenue	05/24/12	0.00%	#1,100,000	68,990	0.00	2052	36/91	MBC - UNB		S&J
Fairview 12-A Water Reserve	05/24/12				28,760.49					
Falling Spring 09-A Water Reserve	07/27/09				631.53					
Farmington 07-A Sewer Revenue	11/14/07	0.00%	320,000	289,220	1,352.00	2047	36/91	MBC - UNB		S&J
Farmington 07-A Sewer Reserve	11/14/07				8,209.77					
Flatwoods-Canoe Run PSD 90-A Sewer Rev	11/14/90	8.10%	1,147,938	912,725	42,840.78	2029	10/04	MBC - BNY		S&J
Flatwoods-Canoe Run PSD 90-A Sewer Res	11/14/90		LTR/CREDIT		2.03					
Flatwoods-Canoe Run PSD 90-B Sewer Rev	11/14/90	0.00%	51,842	24,557	1,061.36	2029	10/	MBC - BNY2		S&J
Flatwoods-Canoe Run PSD 90-B Sewer Res	11/14/90				1,373.23					
Flatwoods-Canoe Run PSD 90-C Sewer Res	11/14/90				65,961.84					
Flatwoods-Canoe Run PSD 91-A Sewer Rev	11/15/91	7.75%	275,806	223,217	8,552.14	2031	10/04	MBC - BNY		S&J
Flatwoods-Canoe Run PSD 91-A Sewer Res	11/15/91		LTR/CREDIT		2.65					
Flatwoods-Canoe Run PSD 91-B Sewer Rev	11/15/91	0.00%	9,194	4,715	183.57	2031	10/	MBC - BNY2		S&J
Flatwoods-Canoe Run PSD 91-B Sewer Res	11/15/91				237.47					
Flatwoods-Canoe Run PSD 94 Sewer Revenue	04/14/94	0.00%	2,896,000	381,050	24,647.75	2014	36/91	MBC - DEP		S&J
Flatwoods-Canoe Run PSD 94 Sewer Reserve	04/14/94		LTR/CREDIT		0.23					
Flatwoods-Canoe Run PSD 97 Sewer Revenue	02/11/97	0.000% - +1.0%AF	400,000	115,000	4,111.63	2018	36/91	MBC - DEP		S&J
Flatwoods-Canoe Run PSD 97 Sewer Reserve	02/11/97		LTR/CREDIT		0.21					

ACCOUNT NAME	ISSUE DATE	INTEREST RATE	ORIGINAL ISSUE	OUTSTANDING (06/30/12)	ACCT - BAL (06/30/12)	LAST DEBT	DEBT MONTH	PAYING AGENT	BOND I COUNSEL
Flatwoods-Canoe Run PSD 11-A Sewer Rev	06/24/11	0.000% - +0.5%AF	#8,033,000	6,081,841	0.00	2050	36/91	MBC - DEP	S&J
Flatwoods-Canoe Run PSD 11-A Sewer Res	06/24/11				0.00		43/43		S&J
Flatwoods-Canoe Run PSD 96-A Water Res	06/12/96				13,939.24				
Flatwoods-Canoe Run PSD 96-B Water Res	06/12/96				4,073.20				
Flatwoods-Canoe Run PSD 98-B Water Rev	09/24/98	3.00%	890,000	700,662	6,570.55	2038	36/91	MBC - UNB	S&J
Flatwoods-Canoe Run PSD 98-B Water Res	09/24/98				38,714.24				
Flatwoods-Canoe Run PSD 01 W Imp&Ref Rev	10/01/01	4.250% - 5.650%	2,240,000	1,855,000	80,833.96	2031	10/04	MBC - DTC	G&G
Flatwoods-Canoe Run PSD 01 W Imp&Ref Res	10/01/01				156,421.19				
Flatwoods-Canoe Run PSD 05-A Water Rev	12/08/05	0.00%	5,085,825	4,421,011	22,600.94	2045	36/91	MBC - UNB	S&J
Flatwoods-Canoe Run PSD 05-A Water Res	12/08/05				68,867.43				
Flatwoods-Canoe Run PSD 07-A Water Rev	04/24/07	0.00%	1,014,000	909,328	4,447.89	2047	36/91	MBC - UNB	S&J
Flatwoods-Canoe Run PSD 07-A Water Res	04/24/07				14,600.03				
Flatwoods-Canoe Run PSD 09-A Water Rev	08/21/09	5.250% - 6.000%	2,175,000	2,175,000	84,296.63	2039	09/03	MBC - DTC	S&J
Flatwoods-Canoe Run PSD 09-A Water Res	08/21/09				161,763.00				
Flemington 98-A Sewer Revenue	06/04/98	0.000% - +1.0%AF	160,000	60,000	727.65	2019	36/91	MBC - DEP	S&J
Flemington 98-A Sewer Reserve	06/04/98				8,000.33				
Flemington 98-B Sewer Revenue	06/04/98	0.00%	663,700	443,903	1,433.62	2038	36/91	MBC - UNB	S&J
Flemington 98-B Sewer Reserve	06/04/98				17,238.51				
Follansbee 98-A Sewer Revenue	06/04/98	0.000% - +1.0%AF	8,616,372	3,338,827	79,652.23	2020	36/91	MBC - DEP	S&J
Follansbee 98-A Sewer Reserve	06/04/98				430,970.08				
Follansbee 02-A Water Revenue	08/16/02	5.80%	7,790,000	7,059,945	225,984.83	2039	10/04	MBC - BNY	S&J
Follansbee 02-A Water Reserve	08/16/02				507,591.54				
Fort Gay 99-A Water Revenue	07/19/99	0.000% - +1.0%AF	305,000	180,442	0.00	2030	36/91	MBC - BPH	JK
Fort Gay 99-A Water Reserve	07/19/99				4,291.76				
Fountain PSD 07-A Water Reserve	01/07/07				8,820.25				S&J
Fountain PSD 07-B Water Revenue	01/09/07	0.00%	1,140,000	1,014,965	4,721.45	2046	36/91	MBC - UNB	S&J
Fountain PSD 07-B Water Reserve	01/09/07				15,744.96				
Fountain PSD 90-A Water Revenue	04/20/90	7.85%	356,633	279,809	13,709.54	2029	10/04	MBC - BNY	S&J
Fountain PSD 90-A Water Reserve	04/20/90				29,556.71				
Fountain PSD 90-B Water Revenue	04/20/90	0.00%	16,642	7,681	538.02	2029	10/	MBC - BNY2	S&J
Fountain PSD 90-B Water Reserve	04/20/90				428.77				
Frankfort PSD 00-A Sewer Revenue	06/22/00	0.000% - +0.5%AF	500,000	329,153	2,699.76	2032	36/91	MBC - DEP	S&J

ACCOUNT NAME	ISSUE DATE	INTEREST RATE	ORIGINAL ISSUE	OUTSTANDING (06/30/12)	ACCT - BAL (06/30/12)	LAST DEBT	DEBT MONTH	PAYING AGENT	BOND I COUNSEL
Frankfort PSD 00-A Sewer Reserve	06/22/00				16,668.24				
Frankfort PSD 00-B Sewer Revenue	06/22/00	0.00%	1,572,459	1,151,061	6,786.30	2040	36/91	MBC - UNB	S&J
Frankfort PSD 00-B Sewer Reserve	06/22/00				41,111.87				
Frankfort PSD 10-A Sewer Revenue	03/18/10	0.00%	#7,249,751	6,895,381	15,867.32	2050	36/91	MBC - UNB	S&J
Frankfort PSD 10-A Sewer Reserve	03/18/10				6,396.02				
Frankfort PSD 08-A Water Revenue	05/06/08	0.00%	400,000	362,020	768.52	2048	36/91	MBC - UNB	S&J
Frankfort PSD 08-A Water Reserve	05/06/08				3,879.82				
Frankfort PSD 10-A Water Revenue	12/22/10	0.00%	#3,240,000	2,465,811	7,013.00	2050	36/91	MBC - UNB	S&J
Frankfort PSD 10-A Water Reserve	12/22/10				701.30				
Franklin 87-A Sewer Revenue	06/08/87	8.38%	220,741	37,883	16,105.21	2013	10/04	MBC - BNY	S&J
Franklin 87-A Sewer Reserve	06/08/87				21,361.92				
Franklin 87-B Sewer Revenue	06/08/87	0.00%	52,655	4,212	1,584.53	2013	10/	MBC - BNY2	S&J
Franklin 87-B Sewer Reserve	06/08/87				2,110.19				
Franklin 03 Sewer Revenue	02/11/03	0.000% - +0.5%AF	1,332,645	977,253	8,156.67	2034	36/91	MBC - DEP	S&J
Franklin 03 Sewer Reserve	02/11/03				36,008.54				
Franklin 94 Water Revenue	05/27/94	6.75%	309,000	255,578	10,215.13	2033	10/04	MBC - BNY	S&J
Franklin 94 Water Reserve	05/27/94				22,635.86				
Franklin 03-A Water Revenue	12/17/03	0.000% - +1.0%AF	2,528,623	1,896,467	16,827.80	2034	36/91	MBC - BPH	S&J
Franklin 03-A Water Reserve	12/17/03				64,064.00				
Friendly PSD 04-A Sewer Revenue	09/28/04	0.00%	252,100	207,139	574.32	2044	36/91	MBC - UNB	S&J
Friendly PSD 04-A Sewer Reserve	09/28/04				4,677.95				S&J
Friendly PSD 94-A Water Reserve	06/22/94				19,836.85				
Friendly PSD 94-B Water Reserve	11/03/94				4,249.43				
Friendly PSD 97 Water Reserve	06/11/97				26,595.29				
Friendly PSD 05-A Water Revenue	03/11/05	0.00%	300,000	253,548	678.25	2045	36/91	MBC - UNB	S&J
Friendly PSD 05-A Water Reserve	03/11/05				5,268.58				
Friendly PSD 08-A Water Revenue	12/04/08	0.00%	2,450,000	2,307,737	5,198.91	2048	36/91	MBC - UNB	S&J
Friendly PSD 08-A Water Reserve	12/04/08				15,752.41				
Friendly PSD 12-A Water Reserve	04/19/12				0.00				
Gap Mills PSD 07-A Water Reserve	05/21/07				6,116.10				S&J
Gap Mills PSD 07-B Water Reserve	05/21/07				1,394.31				S&J
Gary 00-A Water Revenue	08/01/00	0.000% - +0.5%AF	1,786,911	1,146,598	11,447.58	2031	36/91	MBC - BPH	JK

ACCOUNT NAME	ISSUE DATE	INTEREST RATE	ORIGINAL ISSUE	OUTSTANDING (06/30/12)	ACCT - BAL (06/30/12)	LAST DEBT	DEBT MONTH	PAYING AGENT	BOND I COUNSEL
Gary 00-A Water Reserve	08/01/00				67,035.43				
Gauley River PSD 86-A Water Revenue	05/09/86	9.75%	123,230	92,424	6,802.63	2025	10/04	MBC - BNY	JK
Gauley River PSD 86-A Water Reserve	05/09/86				12,395.88				
Gauley River PSD 86-B Water Revenue	05/09/86	0.00%	61,350	22,602	3,016.76	2025	10/	MBC - BNY2	JK
Gauley River PSD 86-B Water Reserve	05/09/86				3,352.22				
Gauley River PSD 05-A Water Reserve	11/02/05				41,233.31				
Gauley River PSD 07-A Water Revenue	11/13/07	0.00%	354,818	316,636	1,477.76	2047	36/91	MBC - UNB	JK
Gauley River PSD 07-A Water Reserve	11/13/07				3,984.11				
Gauley River PSD 10-A Water Reserve	03/25/10				3,672.66				
Gauley River PSD 12-A Water Reserve	03/07/12				0.00				
Gilbert 98-A Sewer Revenue	09/29/98	0.000% - +1.0%AF	1,250,000	484,375	19,804.53	2020	36/91	MBC - DEP	JK
Gilbert 98-A Sewer Reserve	09/29/98				69,688.16				
Gilbert 98-B Sewer Revenue	09/29/98	1.00%	1,250,000	1,250,000	0.00	2038	36/91	MBC - UNB	JK
Gilbert 98-B Sewer Reserve	09/29/98				0.00				
Gilbert 09-A Water Reserve	08/03/09				4,534.61				
Gilmer County PSD 05-A Water Revenue	04/19/05	0.00%	1,470,000	1,250,454	3,421.28	2045	36/91	MBC - UNB	S&J
Gilmer County PSD 05-A Water Reserve	04/19/05				22,554.14				
Gilmer County PSD 05-B Water Revenue	04/19/05	0.000% - +1.0%AF	1,639,000	1,324,843	5,241.08	2036	36/91	MBC - BPH	S&J
Gilmer County PSD 05-B Water Reserve	04/19/05				32,272.81				
Gilmer County PSD 08-A Water Revenue	04/16/08	0.00%	1,325,000	1,230,356	2,868.30	2048	36/91	MBC - UNB	S&J
Gilmer County PSD 08-A Water Reserve	04/16/08				34,774.46				
Glen Dale 98-A Water Revenue	08/26/98	6.25%	500,000	428,512	12,799.87	2035	10/04	MBC - BNY	S&J
Glen Dale 98-A Water Reserve	08/26/98				34,936.10				
Glen Dale 11-A Water Reserve	04/21/11				0.00				
Glen Rogers PSD 06-A Sewer Revenue	06/27/06	0.000% - +0.5%AF	160,000	129,318	946.85	2036	36/91	MBC - DEP	S&J
Glen Rogers PSD 06-A Sewer Reserve	06/27/06				3,214.26				S&J
Glen White Trap Hill PSD 07-A Water Res	09/26/07				31,738.76				
Glen-White Trap Hill PSD 12-A Water Res	04/13/12				0.00				
Glen-White Trap Hill PSD 12-B Water Res	04/13/12				0.00				
Glenville 98 Water & Sewer Reserve	10/21/98				79,968.81				S&J
Grafton 00 Water & Sewer Sys Design Rev	07/07/00	0.000% - +0.5%AF	718,500	455,028	9,843.77	2031	36/91	MBC - DEP	S&J
Grafton 00 Water & Sewer Sys Design Res	07/07/00				28,026.11				

ACCOUNT NAME	ISSUE DATE	INTEREST RATE	ORIGINAL ISSUE	OUTSTANDING (06/30/12)	ACCT - BAL (06/30/12)	LAST DEBT	DEBT MONTH	PAYING AGENT	BOND I COUNSEL
Grafton 02 Hospital Ref Revenue	01/03/02	VARIABL- 5.270%	1,500,000	923,932	33,423.65	2022	14/71	MBC-HUNT NB:BH	S&J
Grafton 02 Hospital Ref Reserve	01/03/02				25,699.92				
Grafton 94 Water & Sewer Revenue	07/27/94	6.75%	2,830,000	2,340,732	92,568.91	2033	10/04	MBC - BNY	S&J
Grafton 94 Water & Sewer Reserve	07/27/94				207,314.13				
Grafton 05-A Water & Sewer Revenue	12/19/05	0.000% - +0.5%AF	4,227,582	3,628,672	12,631.20	2038	36/91	MBC - DEP	S&J
Grafton 05-A Water & Sewer Reserve	12/19/05				141,169.36				
Grandview-Doolin PSD 00-A Water Revenue	05/02/00	0.000% - +1.0%AF	1,483,979	952,198	11,154.99	2031	36/91	MBC - BPH	S&J
Grandview-Doolin PSD 00-A Water Reserve	05/02/00				49,480.28				
Grandview-Doolin PSD 00-B Water Revenue	05/02/00	0.00%	3,305,290	2,382,381	12,839.83	2040	36/91	MBC - UNB	S&J
Grandview-Doolin PSD 00-B Water Reserve	05/02/00				85,873.61				
Grant County Memorial Hosp 98-A Ref GO	05/01/98	3.850% - 5.300%	1,780,000	740,000	159,226.59	2019	04/10	WESBK-WHEEL	I JK
Grant County PSD 05-A Water Revenue	07/28/05	0.00%	1,833,369	1,561,321	8,191.44	2045	36/91	MBC - UNB	JK
Grant County PSD 05-A Water Reserve	07/28/05				28,872.22				JK
Grant County PSD 08-A Water Reserve	03/27/08				6,095.74				
Grant County PSD 11-A Water Revenue	03/22/11	3.00%	#328,300	306,669	1,824.06	2042	36/91	MBC - UNB	S&J
Grant County PSD 11-A Water Reserve	03/22/11				182.42				S&J
Grant County PSD 11-B Water Revenue	03/22/11	1.00%	#115,000	114,475	370.15	2042	36/91	MBC - UNB	S&J
Grant County PSD 11-B Water Reserve	03/22/11				37.02				S&J
Grant Town 10-A Water Revenue	07/20/10	0.00%	#1,610,000	1,530,092	3,438.73	2050	36/91	MBC - UNB	S&J
Grant Town 10-A Water Reserve	07/20/10				2,441.36				S&J
Grantsville 09-A Sewer Revenue	11/12/09	0.00%	343,361	332,211	1,462.57	2049	36/91	MBC - DEP	S&J
Grantsville 09-A Sewer Reserve	11/12/09				5,566.91				S&J
Grantsville 91 Water Depreciation	02/27/91				5,718.65				
Grantsville 91 Water Reserve	02/27/91				4,740.55				
Gtr Harrison Cty (Grant Un) PSD 86A S Rev	11/06/86	8.38%	1,758,771	1,293,561	61,534.22	2026	10/04	MBC - BNY	S&J
Gtr Harrison Cty (Grant Un) PSD 86A S Res	11/06/86				154,649.99				
Gtr Harrison Cty (Grant Un) PSD 86B S Rev	11/06/86	0.00%	431,387	170,284	8,501.05	2026	10/	MBC - BNY2	S&J
Gtr Harrison Cty (Grant Un) PSD 86B S Res	11/06/86				11,354.78				
Gtr Harrison Cty (Grant Un) PSD 90A S Rev	04/06/90	7.85%	285,908	224,320	8,922.88	2029	10/04	MBC - BNY	S&J
Gtr Harrison Cty (Grant Un) PSD 90A S Res	04/06/90				23,688.34				
Gtr Harrison Cty (Grant Un) PSD 90B S Rev	04/06/90	0.00%	13,342	6,158	264.76	2029	10/	MBC - BNY2	S&J
Gtr Harrison Cty (Grant Un) PSD 90B S Res	04/06/90				341.64				

ACCOUNT NAME	ISSUE DATE	INTEREST RATE	ORIGINAL ISSUE	OUTSTANDING (06/30/12)	ACCT - BAL (06/30/12)	LAST DEBT	DEBT MONTH	PAYING AGENT	BOND COUNSEL
Greater Harrison Cty PSD 03-A Sewer Rev	06/26/03	0.000% - +0.5%AF	1,981,165	1,595,215	4,540.14	2043	36/91	MBC - DEP	S&J
Greater Harrison Cty PSD 03-A Sewer Res	06/26/03				51,460.31				
Greater Harrison Cty PSD 03-B Sewer Rev	06/26/03	0.00%	4,130,000	3,325,454	8,658.82	2043	36/91	MBC - UNB	S&J
Greater Harrison Cty PSD 03-B Sewer Res	06/26/03				107,272.88				
Greater Harrison Cty PSD 08-A Sewer Rev	10/27/08	0.00%	943,500	876,961	1,990.28	2048	36/91	MBC - UNB	S&J
Greater Harrison Cty PSD 08-A Sewer Res	10/27/08				6,855.03				
Greater Harrison Cty PSD 10-A Sewer Rev	06/24/10	3.000% - 5.000%	#878,500	811,089	23,703.57	2030	14/71	MBC - BBT	S&J
Greater Harrison Cty PSD 10-A Sewer Res	06/24/10				0.00				
Greater Harrison Cty PSD 04-A Water Rev	07/27/04	0.00%	703,000	584,312	1,696.52	2044	36/91	MBC - UNB	S&J
Greater Harrison Cty PSD 04-A Water Res	07/27/04				12,392.56				
Greater Harrison Cty PSD 06-A Water Rev	03/29/06	0.00%	1,250,000	1,088,700	2,652.70	2046	36/91	MBC - UNB	S&J
Greater Harrison Cty PSD 06-A Water Res	03/29/06				16,535.71				S&J
Greater Harrison Cty PSD 09-A Water Rev	03/16/09	0.00%	#1,500,000	1,422,576	3,192.90	2049	36/91	MBC - UNB	S&J
Greater Harrison Cty PSD 09-A Water Res	03/16/09				38,711.78				
Greater Marion PSD 99-A Sewer Revenue	06/23/99	0.000% - +1.0%AF	400,000	175,000	1,834.78	2021	36/91	MBC - DEP	S&J
Greater Marion PSD 99-A Sewer Reserve	06/23/99				20,631.76				
Greater Marion PSD 99-B Sewer Revenue	06/23/99	0.00%	1,700,000	1,184,504	3,655.64	2039	36/91	MBC - UNB	S&J
Greater Marion PSD 99-B Sewer Reserve	06/23/99				43,871.93				
Greater Marion PSD 00 Sewer Revenue	12/11/00	0.000% - +0.5%AF	400,000	256,641	1,194.77	2031	36/91	MBC - DEP	S&J
Greater Marion PSD 00 Sewer Reserve	12/11/00				13,555.62				
Greater Paw Paw Sanitary Dist 87-A S Rev	04/07/87	8.38%	1,548,258	1,138,734	76,809.80	2026	10/04	MBC - BNY	S&J
Greater Paw Paw Sanitary Dist 87-A S Res	04/07/87				136,188.09				
Greater Paw Paw Sanitary Dist 87-B S Rev	04/07/87	0.00%	379,753	149,903	9,142.69	2026	10/	MBC - BNY2	S&J
Greater Paw Paw Sanitary Dist 87-B S Res	04/07/87				10,014.69				
Greater Paw Paw Sanitary Dist 92-A S Rev	04/22/92	7.75%	483,871	396,720	23,275.67	2031	10/04	MBC - BNY	S&J
Greater Paw Paw Sanitary Dist 92-A S Res	04/22/92				39,671.21				
Greater Paw Paw Sanitary Dist 92-B S Rev	04/22/92	0.00%	16,129	8,271	378.65	2031	10/	MBC - BNY2	S&J
Greater Paw Paw Sanitary Dist 92-B S Res	04/22/92				415.20				
Greater St Albans PSD 90-A Sewer Revenue	08/24/90	8.10%	3,079,067	2,448,165	104,688.64	2029	10/04	MBC - BNY	V&W
Greater St Albans PSD 90-A Sewer Reserve	08/24/90				263,410.37				
Greater St Albans PSD 90-B Sewer Revenue	08/24/90	0.00%	139,054	65,868	3,432.84	2029	10/	MBC - BNY2	V&W
Greater St Albans PSD 90-B Sewer Reserve	08/24/90				3,671.15				

ACCOUNT NAME	ISSUE DATE	INTEREST RATE	ORIGINAL ISSUE	OUTSTANDING (06/30/12)	ACCT - BAL (06/30/12)	LAST DEBT	DEBT MONTH	PAYING AGENT	BOND COUNSEL
Greater St Albans PSD 07-A Sewer Revenue	08/28/07	0.000% - +0.5%AF	#1,850,000	1,634,162	5,465.41	2038	36/91	MBC - DEP	S&J
Greater St Albans PSD 07-A Sewer Reserve	08/28/07				61,668.43				
Greater St Albans PSD 10-A Sewer Revenue	01/29/10	0.000% - +1.0%AF	#1,276,820	828,927	2,901.79	2049	36/91	MBC - DEP	S&J
Greater St Albans PSD 10-A Sewer Reserve	01/29/10				33,603.56				
Greater St Albans PSD 10-C Sewer Revenue	01/29/10	0.00%	#5,000,000	4,518,014	10,847.45	2049	36/91	MBC - UNB	S&J
Greater St Albans PSD 10-C Sewer Reserve	01/29/10				131,580.23				
Green Valley Glenwood PSD 98-B Sewer Rev	11/25/98	0.00%	317,500	213,675	1,317.59	2038	36/91	MBC - UNB	S&J
Green Valley Glenwood PSD 98-B Sewer Res	11/25/98				9,076.88				
Green Valley Glenwood PSD 02-A Sewer Res	01/04/02				68,473.71				
Green Valley Glenwood PSD 02-B Sewer Res	01/04/02				23,235.81				
Green Valley Glenwood PSD 10-A S Ref Rev	12/29/10	3.63%	1,290,000	1,190,585	31,699.89	2025	99/99	MBC-BBT:BH	S&J
Green Valley Glenwood PSD 10-A S Ref Res	12/29/10				115,687.26				
Green Valley Glenwood PSD 05-A Water Res	07/08/05				38,693.47				
Green Valley Glenwood PSD 05-B Water Res	07/08/05				18,375.58				
Greenbrier County PSD #2 97-A Sewer Rev	12/11/97	0.000% - +1.0%AF	235,000	76,375	4,055.25	2018	36/91	MBC - DEP	S&J
Greenbrier County PSD #2 97-A Sewer Res	12/11/97				13,235.43				
Greenbrier County PSD #2 97-B Sewer Rev	12/11/97	0.00%	755,000	490,509	6,079.56	2037	36/91	MBC - UNB	S&J
Greenbrier County PSD #2 97-B Sewer Res	12/11/97				22,354.96				
Greenbrier County Schools 02 GO Sur Col	05/01/02				776,527.99				
Greenbrier County Schools 09 GO	03/26/09	3.250% - 5.000%	37,745,000	32,515,000	576,384.00	2024	05/11	MBC - DTC	I BRM
Greenbrier County Schools 09 GO Sur Col	03/26/09				398,999.82				
Greenbrier County Schools 12 Ref GO	06/05/12	2.000% - 3.000%	3,330,000	3,330,000	0.00	2017	05/11	MBC - DTC	BRM
Greenbrier PSD #1 83-B Sewer Revenue	06/23/83	0.00%	910,000	196,757	22,540.26	2019	10/	MBC - BNY2	S&J
Greenbrier PSD #1 06-A Sewer Ref Revenue	11/15/06	3.800% - 4.200%	3,185,000	2,140,000	253,082.25	2019	10/04	MBC - DTC	I S&J
Greenbrier PSD #1 06-A Sewer Ref Reserve	11/15/06				330,500.00				I
Hamlin PSD 97 Sewer Revenue	05/07/97	2.000% - +1.0%AF	150,400	47,503	1,916.41	2017	36/91	MBC - DEP	G&G
Hamlin PSD 97 Sewer Reserve	05/07/97				9,191.36				
Hamlin PSD 99 Sewer Revenue	10/28/99	0.000% - +0.5%AF	1,270,883	559,773	12,375.62	2021	36/91	MBC - DEP	G&G
Hamlin PSD 99 Sewer Reserve	10/28/99				76,602.58				
Hammond PSD 02-A Water Revenue	04/16/02	0.00%	472,620	358,228	3,254.41	2042	36/91	MBC - UNB	S&J
Hammond PSD 02-A Water Reserve	04/16/02				12,204.71				
Hamrick PSD 97-A Sewer Revenue	02/11/97	0.000% - +1.0%AF	280,159	80,546	4,556.71	2018	36/91	MBC - DEP	S&J

ACCOUNT NAME	ISSUE DATE	INTEREST RATE	ORIGINAL ISSUE	OUTSTANDING (06/30/12)	ACCT - BAL (06/30/12)	LAST DEBT	DEBT MONTH	PAYING AGENT	BOND I COUNSEL
Hamrick PSD 97-A Sewer Reserve	02/11/97				15,984.91				
Hamrick PSD 98-A Sewer Revenue	01/20/98	0.000% - +1.0%AF	200,000	70,000	1,199.51	2019	36/91	MBC - DEP	S&J
Hamrick PSD 98-A Sewer Reserve	01/20/98				10,028.11				
Hamrick PSD 98-B Sewer Revenue	01/20/98	2.00%	1,550,000	1,152,865	6,996.27	2037	36/91	MBC - UNB	S&J
Hamrick PSD 98-B Sewer Reserve	01/20/98				57,895.40				
Hamrick PSD 09-A Sewer Revenue	12/04/09	0.000% - +.25%AF	215,781	203,188	621.58	2040	36/91	MBC - DEP	S&J
Hamrick PSD 09-A Sewer Reserve	12/04/09				7,197.57				
Hamrick PSD 03-A Water Revenue	03/31/03	0.000% - +1.0%AF	760,000	550,978	2,904.61	2034	36/91	MBC - BPH	S&J
Hamrick PSD 03-A Water Reserve	03/31/03				22,381.80				
Hancock County PSD 95-A Sewer Revenue	12/07/95	6.75%	289,532	242,348	11,380.43	2033	10/04	MBC - BNY	S&J
Hancock County PSD 95-A Sewer Reserve	12/07/95				21,464.54				
Hancock County PSD 95-B Sewer Revenue	12/07/95	6.25%	1,080,088	913,909	39,356.59	2035	10/04	MBC - BNY	S&J
Hancock County PSD 95-B Sewer Reserve	12/07/95				74,726.59				
Hancock County PSD 95-C Sewer Revenue	12/07/95	0.000% - +1.0%AF	883,974	209,931	14,137.75	2017	36/91	MBC - DEP	S&J
Hancock County PSD 95-C Sewer Reserve	12/07/95				49,043.18				
Hancock County PSD 99 Sewer Revenue	12/02/99	0.000% - +1.0%AF	4,996,347	2,185,890	74,347.27	2021	36/91	MBC - DEP	S&J
Hancock County PSD 99 Sewer Reserve	12/02/99				278,457.56				
Hancock County PSD 02 Sewer Revenue	08/01/02	0.00%	1,000,000	779,221	4,603.40	2042	36/91	MBC - UNB	S&J
Hancock County PSD 02 Sewer Reserve	08/01/02				33,218.26				
Hancock County PSD 04-A Sewer Revenue	06/08/04	0.000% - +0.5%AF	899,699	733,512	9,928.58	2044	36/91	MBC - DEP	S&J
Hancock County PSD 04-A Sewer Reserve	06/08/04				23,295.09				
Hancock County PSD 08-A Sewer Revenue	08/12/08	0.000% - +0.5%AF	4,569,751	4,544,298	2,250.34	2035	36/91	MBC - DEP	S&J
Hancock County PSD 08-A Sewer Reserve	08/12/08				14,467.98				
Hancock County PSD 08-B Sewer Revenue	08/12/08	0.00%	5,468,620	5,180,796	11,992.17	2048	36/91	MBC - UNB	S&J
Hancock County PSD 08-B Sewer Reserve	08/12/08				145,074.60				
Hancock County Schools 11 GO	03/10/11	3.000% - 5.000%	37,000,000	36,405,000	120,887.43	2036	05/11	MBC - DTC	BRM
Handley 90-A Sewer Revenue	07/27/90	8.10%	155,251	123,440	2,736.54	2029	10/04	MBC - BNY	V&W
Handley 90-A Sewer Reserve	07/27/90				13,263.21				
Handley 90-B Sewer Revenue	07/27/90	0.00%	7,011	3,321	77.48	2029	10/	MBC - BNY2	V&W
Handley 90-B Sewer Reserve	07/27/90				185.08				
Hardy County PSD 01-A Water Reserve	09/18/01				17,737.24				
Hardy County PSD 02-A Water Revenue	03/19/02	0.00%	1,215,824	933,439	2,996.19	2042	36/91	MBC - UNB	S&J

ACCOUNT NAME	ISSUE DATE	INTEREST RATE	ORIGINAL ISSUE	OUTSTANDING (06/30/12)	ACCT - BAL (06/30/12)	LAST DEBT	DEBT MONTH	PAYING AGENT	BOND I COUNSEL
Hardy County PSD 02-A Water Reserve	03/19/02				30,500.90				
Hardy County PSD 03-A Water Revenue	07/30/03	0.00%	534,200	427,360	1,318.39	2043	36/91	MBC - UNB	S&J
Hardy County PSD 03-A Water Reserve	07/30/03				11,358.29				
Hardy County PSD 08-A Water Reserve	10/14/08				43,725.85				
Hardy County PSD 10-A Water Revenue	09/30/10	0.00%	1,641,250	1,641,250	3,552.36	2050	36/91	MBC - UNB	S&J
Hardy County PSD 10-A Water Reserve	09/30/10				42,673.62				
Harman 08-A Sewer Revenue	11/07/08	0.00%	300,000	286,182	626.58	2048	36/91	MBC - UNB	S&J
Harman 08-A Sewer Reserve	11/07/08				1,448.49				
Harpers Ferry 08-A Water Reserve	03/13/08				4,420.61				
Harpers Ferry 86-A Water Revenue	12/19/86	8.38%	611,912	450,056	30,185.71	2026	10/04	MBC - BNY	S&J
Harpers Ferry 86-A Water Reserve	12/19/86				53,823.51				
Harpers Ferry 86-B Water Revenue	12/19/86	0.00%	150,088	59,245	6,324.88	2026	10/	MBC - BNY2	S&J
Harpers Ferry 86-B Water Reserve	12/19/86				11,597.12				
Harpers Ferry-Bolivar PSD 09-A Sewer Rev	07/21/09	0.000% - +1.0%AF	#629,612	574,152	2,876.34	2030	36/91	MBC - DEP	JK
Harpers Ferry-Bolivar PSD 09-A Sewer Res	07/21/09				31,483.70				
Harpers Ferry-Bolivar PSD 80 Sewer Rev	04/22/80	6.000% - 7.200%	485,000	200,000	24,587.93	2018	10/04	MBC - BNY	S&J
Harpers Ferry-Bolivar PSD 80 Sewer Res	04/22/80				39,412.81				
Harrisville 01-A Sewer Revenue	04/11/01	2.000% - +1.0%AF	638,000	342,772	9,279.83	2022	36/91	MBC - DEP	JK
Harrisville 01-A Sewer Reserve	04/11/01				38,792.17				
Harrisville 08-A Sewer Reserve	11/20/08				4,380.57				
Harrisville 08-A Water Reserve	08/15/08				7,847.65				
Harrisville 08-B Water Reserve	09/18/08				2,836.21				
Harrisville 12-A Water Reserve	02/03/12				0.00				
Harrisville 90 Sewer Reserve	04/17/90				36,464.28				
Hillsboro 86-A Sewer Revenue	05/30/86	9.75%	280,400	210,302	13,985.94	2025	10/04	MBC - BNY	LFG
Hillsboro 86-A Sewer Reserve	05/30/86				28,170.22				
Hillsboro 86-B Sewer Revenue	05/30/86	0.00%	139,600	51,432	3,269.65	2025	10/	MBC - BNY2	LFG
Hillsboro 86-B Sewer Reserve	05/30/86				4,141.83				
Hinton 04-A Sewer Revenue	03/30/04	0.00% - +0.5%AF	490,000	398,910	4,875.50	2044	36/91	MBC - DEP	S&J
Hinton 04-A Sewer Reserve	03/30/04				12,577.51				
Hinton 90-A Sewer Revenue	06/14/90	7.85%	637,262	499,989	27,825.52	2029	10/04	MBC - BNY	S&J
Hinton 90-A Sewer Reserve	06/14/90				52,812.12				

ACCOUNT NAME	ISSUE DATE	INTEREST RATE	ORIGINAL ISSUE	OUTSTANDING (06/30/12)	ACCT - BAL (06/30/12)	LAST DEBT	DEBT MONTH	PAYING AGENT	BOND I COUNSEL
Hinton 90-B Sewer Revenue	06/14/90	0.00%	29,738	13,725	3,376.08	2029	10/	MBC - BNY2	S&J
Hinton 90-B Sewer Reserve	06/14/90				763.83				
Hinton 90-C Sewer Reserve	06/14/90				39,407.56				
Hodgesville PSD 02-A Water Reserve	12/18/02				41,669.26				
Hodgesville PSD 11-A Water Reserve	04/14/11				0.00				
Hughes River Water 08-A Water Reserve	12/18/08				3,569.70				
Hughes River Water 08-B Water Reserve	12/18/08				1,038.51				
Huntington 00 Parking Imp & Ref Revenue	12/20/00	2.275% - 6.650%	2,500,000	1,528,385	46,095.50	2020	12/06	MBC-HUNT NB:BH	S&J
Huntington 00 Parking Imp & Ref Reserve	12/20/00				221,044.49				
Huntington 97 Sewer Revenue	11/25/97	2.000% - +1.0%AF	3,039,895	1,119,006	17,809.28	2019	36/91	MBC - DEP	S&J
Huntington 97 Sewer Reserve	11/25/97				177,678.66				
Huntington 99 Sewer Revenue	06/22/99	2.000% - +1.0%AF	2,083,550	934,183	12,381.60	2020	36/91	MBC - DEP	S&J
Huntington 99 Sewer Reserve	06/22/99				126,686.58				
Huntington 00-A Sewer Revenue	10/24/00	2.000% - +1.0%AF	1,832,399	958,673	11,080.14	2021	36/91	MBC - DEP	S&J
Huntington 00-A Sewer Reserve	10/24/00				113,528.71				
Huntington 06-A Sewer Ref Revenue	11/30/06	4.250% - 4.700%	3,150,000	1,755,000	285,702.70	2016	05/11	MBC - DTC	S&J
Huntington 06-A Sewer Ref Reserve	11/30/06				315,000.00				S&J
Huntington 07 Sewer Refunding Revenue	12/27/07	3.500% - 4.000%	5,500,000	4,420,000	340,858.00	2023	11/05	MBC - DTC	S&J
Huntington 07 Sewer Refunding Reserve	12/27/07				487,266.81				
Huntington 10-A Sewer Revenue	01/12/10	2.000% - +1.0%AF	#4,022,945	2,968,616	130,940.74	2030	36/91	MBC - DEP	S&J
Huntington 10-A Sewer Reserve	01/12/10				59,157.63				
Huntington 10-B Sewer Revenue	11/10/10	2.000% - +1.0%AF	#2,622,055	2,406,125	17,215.09	2031	36/91	MBC - DEP	S&J
Huntington 10-B Sewer Reserve	11/10/10				9,299.14				
Hurricane 89-A Sewer Revenue	12/28/89	7.85%	2,331,211	1,088,901	113,310.55	2018	10/04	MBC - BNY	S&J
Hurricane 89-A Sewer Reserve	12/28/89				208,077.38				
Hurricane 89-B Sewer Revenue	12/28/89	0.00%	108,789	27,197	2,916.10	2018	10/	MBC - BNY2	S&J
Hurricane 89-B Sewer Reserve	12/28/89				3,887.69				
Hurricane 03-A Sewer Ref Reserve	10/28/03				40,344.98				
Hurricane 05-A Sewer Revenue	08/09/05	3.00%	9,240,515	7,614,358	51,041.08	2027	36/91	MBC - UNB	S&J
Hurricane 05-A Sewer Reserve	08/09/05				281,569.52				
Hurricane 05-B Sewer Revenue	08/09/05	5.00%	1,114,236	912,629	46,289.90	2025	10/04	MBC - BNY	S&J
Hurricane 05-B Sewer Reserve	08/09/05				52,901.29				

ACCOUNT NAME	ISSUE DATE	INTEREST RATE	ORIGINAL ISSUE	OUTSTANDING (06/30/12)	ACCT - BAL (06/30/12)	LAST DEBT	DEBT MONTH	PAYING AGENT	BOND I COUNSEL
Hurricane 05-C Sewer Revenue	08/09/05	5.00%	485,764	397,871	20,180.27	2025	10/04	MBC - BNY	S&J
Hurricane 05-C Sewer Reserve	08/09/05				23,062.74				
Hurricane 94 Water Revenue	05/05/94	6.75%	1,100,000	909,825	29,673.07	2033	10/04	MBC - BNY	S&J
Hurricane 94 Water Reserve	05/05/94				80,555.79				
Hurricane 07-A Water Revenue	05/31/07	4.26%	1,880,000	1,381,077	14,041.62	2022	99/99	MBC-BB&T:BH	S&J
Hurricane 07-A Water Reserve	05/31/07				85,884.84				
Huttonsville PSD 84-B Sewer Renew & Rep	02/28/84				11,481.20				
Huttonsville PSD 84-B Sewer Revenue	02/28/84	0.00%	144,089	32,020	2,995.67	2019	10/	MBC - BNY2	S&J
Huttonsville PSD 03-A Sewer Revenue	06/03/03	0.00%	3,934,000	3,095,132	9,331.45	2039	36/91	MBC - UNB	JK
Huttonsville PSD 03-A Sewer Reserve	06/06/03				86,010.08				
Huttonsville PSD 03-B Sewer Reserve	06/06/03				21,486.97				
Huttonsville PSD 11-A Sewer Reserve	04/25/11				0.00				
Huttonsville PSD 11-B Sewer Revenue	04/25/11	0.00%	#800,000	789,237	0.00	2051	36/91	MBC - UNB	S&J
Huttonsville PSD 11-B Sewer Reserve	04/25/11				20,919.68				
Huttonsville PSD 11-C Sewer Revenue	04/25/11	0.00%	200,000	200,000	0.00	2051	36/91	MBC - UNB	S&J
Huttonsville PSD 11-C Sewer Reserve	04/25/11				5,240.44				
Huttonsville PSD 04-A Water Revenue	08/25/04	0.00%	952,000	796,444	2,060.24	2044	36/91	MBC - UNB	JK
Huttonsville PSD 04-A Water Reserve	08/25/04				13,461.88				
Huttonsville PSD 04-B Water Reserve	08/24/04				12,864.62				
Jane Lew PSD 05-A Sewer Revenue	07/19/05	0.00%	959,015	811,474	2,258.43	2045	36/91	MBC - UNB	S&J
Jane Lew PSD 05-A Sewer Reserve	07/19/05				15,080.11				
Jane Lew PSD 04-A Water Reserve	12/16/04				18,015.56				
Jane Lew PSD 09-A Water Revenue	10/23/09	0.00%	429,399	407,925	2,338.89	2040	36/91	MBC - BPH	S&J
Jane Lew PSD 09-A Water Reserve	10/23/09				2,387.24				
Jefferson County PSD 88-B Sewer Revenue	05/05/88	0.00%	425,767	185,593	11,216.70	2028	10/	MBC - BNY2	S&J
Jefferson County PSD 88-B Sewer Reserve	05/05/88				10,921.24				
Jefferson County PSD 93-A Sewer Revenue	11/10/93	0.00%	971,000	72,822	11,876.13	2013	36/91	MBC - DEP	S&J
Jefferson County PSD 93-A Sewer Reserve	11/10/93				48,557.48				
Jefferson County PSD 98-B Sewer Revenue	06/25/98	0.000% - +1.0%AF	599,089	209,664	6,963.37	2019	36/91	MBC - DEP	S&J
Jefferson County PSD 98-B Sewer Reserve	06/25/98				29,959.38				
Jefferson County PSD 98-C Sewer Revenue	06/25/98	1.00%	662,039	662,039	0.00	2038	36/91	MBC - UNB	S&J
Jefferson County PSD 98-C Sewer Reserve	06/25/98				0.00				

ACCOUNT NAME	ISSUE DATE	INTEREST RATE	ORIGINAL ISSUE	OUTSTANDING (06/30/12)	ACCT - BAL (06/30/12)	LAST DEBT	DEBT MONTH	PAYING AGENT	BOND COUNSEL
Jefferson County PSD 99-A Sewer Revenue	12/08/99	0.000% - +0.5%AF	378,363	223,863	2,815.05	2030	36/91	MBC - DEP	S&J
Jefferson County PSD 99-A Sewer Reserve	12/08/99				12,614.32				
Jefferson County PSD 00-A Sewer Revenue	06/22/00	0.000% - +0.5%AF	1,154,889	750,672	7,832.80	2031	36/91	MBC - DEP	S&J
Jefferson County PSD 00-A Sewer Reserve	06/22/00				38,496.34				
Jefferson County PSD 03-A Sewer Revenue	06/01/03	4.000% - 5.250%	1,445,000	1,170,000	1,178,028.28	2028	06/12	MBC - DTC	S&J
Jefferson County PSD 08-A Sewer Revenue	06/18/08	0.000% - +0.5%AF	2,005,000	1,771,074	5,877.89	2038	36/91	MBC - DEP	S&J
Jefferson County PSD 08-A Sewer Reserve	06/18/08				66,835.53				
Jefferson County PSD 10-A Sewer Ref Rev	06/24/10	3.000% - 4.375%	1,895,000	1,815,000	79,484.81	2028	10/04	MBC - DTC	STB
Jefferson County PSD 10-A Sewer Ref Res	06/24/10				153,873.34				
Jefferson County PSD 97 Water Design Rev	12/15/97	0.00%	145,000	145,000	0.00	2037	36/91	MBC - UNB	S&J
Jefferson County PSD 97 Water Design Res	12/15/97				0.00				
Jefferson County Schools 04 GO	12/01/04	3.625% - 4.125%	19,000,000	11,750,000	118,071.67	2020	05/11	MBC - DTC	S&J
Jefferson County Schools 04 Sur Col	12/01/04				1,342,669.43				
Jefferson Cty Sch 00 Ref GO Spec Surplus	07/01/00				0.00				
Jefferson Cty Schools 00 Ref GO Sur Col	07/01/00				0.00				
Junior 04-A Sewer Revenue	10/25/04	0.000% - +0.5%AF	902,250	706,763	2,659.56	2035	36/91	MBC - DEP	S&J
Junior 04-A Sewer Reserve	10/25/04				19,750.20				
Junior 09-A Water Revenue	09/10/09	0.00%	690,000	663,288	2,909.38	2049	36/91	MBC - UNB	S&J
Junior 09-A Water Reserve	09/10/09				17,838.91				
Justice PSD 93 Water Revenue	11/24/93	6.75%	439,000	361,164	14,357.53	2033	10/04	MBC - BNY	JK
Justice PSD 93 Water Reserve	11/24/93				31,985.51				
Kanawha (Chelyan) PSD 94-A Sewer Revenue	04/22/94	6.75%	1,023,500	846,551	27,595.40	2033	10/04	MBC - BNY	JK
Kanawha (Chelyan) PSD 94-A Sewer Reserve	04/22/94				74,954.12				
Kanawha (Chelyan) PSD 94-B Sewer Revenue	04/22/94	6.75%	175,276	144,973	4,725.64	2033	10/04	MBC - BNY	JK
Kanawha (Chelyan) PSD 94-B Sewer Reserve	04/22/94				12,835.56				
Kanawha (Chelyan) PSD 95-A Sewer Revenue	06/29/95	6.75%	634,000	527,414	17,192.08	2033	10/04	MBC - BNY	JK
Kanawha (Chelyan) PSD 95-A Sewer Reserve	06/29/95				46,697.94				
Kanawha (Chelyan) PSD 99-A Sewer Revenue	07/15/99	0.000% - +0.5%AF	2,518,000	1,573,725	7,444.86	2031	36/91	MBC - DEP	JK
Kanawha (Chelyan) PSD 99-A Sewer Reserve	07/15/99				83,932.09				
Kanawha (Chelyan) PSD 02 Sewer Revenue	06/04/02	0.00%	3,118,574	2,430,058	6,659.73	2042	36/91	MBC - UNB	G&G
Kanawha (Chelyan) PSD 02 Sewer Reserve	06/04/02				73,590.98				
Kanawha (Chelyan) PSD 09-A Sewer Revenue	12/15/09	0.000% - +1.0%AF	#2,761,569	2,565,582	12,501.94	2031	36/91	MBC - DEP	JK

ACCOUNT NAME	ISSUE DATE	INTEREST RATE	ORIGINAL ISSUE	OUTSTANDING (06/30/12)	ACCT - BAL (06/30/12)	LAST DEBT	DEBT MONTH	PAYING AGENT	BOND I COUNSEL
Kanawha (Chelyan) PSD 09-A Sewer Reserve	12/15/09				10,357.51				
Kanawha (UKV) PSD 02-A Sewer Rev	03/15/02	0.50%	300,000	207,327	0.00	2032	36/91	MBC - UNB	S&J
Kanawha (UKV) PSD 02-A Sewer Res	03/15/02				10,621.41				
Kanawha (UKV) PSD 99 Sewer Rev	10/21/99	0.00%	5,768,297	4,082,732	10.00	2039	36/91	MBC - UNB	S&J
Kanawha (UKV) PSD 99 Sewer Res	10/21/99				149,687.14				
Kanawha (UKV-London) PSD 97-L S Note	08/18/97	0.000% - +3.0%AF	119,064	119,064	0.00	2020	08/	MBC - UNB	S&J
Kanawha (UKV-Pnt Ck) PSD 97P S Note	08/18/97	0.000% - +3.0%AF	145,000	145,000	0.00	2020	08/	MBC - UNB	S&J
Kanawha Falls PSD 81 Sewer Reserve	01/01/81				141,399.58				
Kanawha Falls PSD 93-A Sewer Revenue	10/12/93	1.00%	2,872,937	352,583	3,777.11	2014	36/91	MBC - DEP	JK
Kanawha Falls PSD 93-A Sewer Reserve	10/12/93				79,977.53				
Kanawha Falls PSD 80 Water Imp & Ref Res	09/14/81				169,829.30				
Kanawha Falls PSD 02-A Water Reserve	02/22/02				31,010.38				
Kanawha Falls PSD 03-A Sewer Revenue	11/06/03	0.000% - +0.5%AF	1,990,400	1,509,377	1,699.76	2035	36/91	MBC - DEP	JK
Kanawha Falls PSD 03-A Sewer Reserve	11/06/03				30,953.70				
Kanawha Falls PSD 03-B Sewer Revenue	11/06/03	5.80%	110,000	79,551	2,319.18	2023	10/04	MBC - BBT	JK
Kanawha Falls PSD 03-B Sewer Reserve	11/06/03				6,591.21				
Kenova 91-A Sewer Revenue	08/09/91	8.10%	508,101	403,993	16,193.25	2029	10/04	MBC - BNY	S&J
Kenova 91-A Sewer Reserve	08/09/91				10,655.16				
Kenova 91-B Sewer Revenue	08/09/91	0.00%	22,941	10,867	402.50	2029	10/	MBC - BNY2	S&J
Kenova 91-B Sewer Reserve	08/09/91				0.00				
Kenova 07-A Sewer Revenue	07/12/07	0.00%	3,747,000	3,428,617	8,163.13	2047	36/91	MBC - UNB	S&J
Kenova 07-A Sewer Reserve	07/12/07				14,804.19				S&J
Kenova 07-B Sewer Revenue	07/12/07	0.000% - +0.5%AF	4,649,209	4,254,178	11,102.72	2047	36/91	MBC - DEP	S&J
Kenova 07-B Sewer Reserve	07/12/07				20,037.80				S&J
Kenova 01 Water Reserve	12/06/01				26,444.72				
Kenova 05-A Water Revenue	09/27/05	5.05%	1,500,000	1,193,316	73,163.87	2025	10/04	MBC - BNY	G&G
Kenova 05-A Water Reserve	09/27/05				82,914.41				
Kenova 05-B Water Revenue	09/27/05	6.00%	1,500,000	1,428,768	42,855.12	2044	10/04	MBC - BNY	G&G
Kenova 05-B Water Reserve	09/27/05				68,835.18				
Kenova 05-C Water Revenue	09/27/05	0.000% - +1.0%AF	9,986,213	8,238,614	71,362.79	2037	36/91	MBC - BPH	G&G
Kenova 05-C Water Reserve	09/27/05				180,948.67				
Keyser 01 Sewer Revenue	01/25/01	0.000% - +0.5%AF	523,072	523,072	392.82	2025	36/91	MBC - DEP	BRM

ACCOUNT NAME	ISSUE DATE	INTEREST RATE	ORIGINAL ISSUE	OUTSTANDING (06/30/12)	ACCT - BAL (06/30/12)	LAST DEBT	DEBT MONTH	PAYING AGENT	BOND COUNSEL
Keyser 01 Sewer Reserve	01/25/01				0.00				
Keyser 01-B Sewer Ref Revenue	09/13/01	4.000% - 5.800%	1,795,000	1,290,000	91,834.33	2025	10/04	MBC - DTC	BRM
Keyser 01-B Sewer Ref Reserve	09/13/01				137,009.15				
Keyser 99 Sewer Revenue	11/16/99	0.000% - +0.5%AF	5,753,801	2,811,512	77,642.56	2023	36/91	MBC - DEP	BRM
Keyser 99 Sewer Reserve	11/16/99				261,741.65				
Keyser 98-A Water Revenue	10/15/98	6.25%	761,842	651,872	30,813.19	2035	10/04	MBC - BNY	BRM
Keyser 98-A Water Reserve	10/15/98				53,191.89				
Keyser 98-B Water Revenue	10/15/98	5.800% - 6.250%	2,997,584	2,617,958	98,668.76	2038	10/04	MBC - BNY	BRM
Keyser 98-B Water Reserve	10/15/98				194,388.17				
Kingmill Valley PSD 86-B Sewer Revenue	06/12/86	0.00%	81,343	29,200	2,111.94	2025	10/	MBC - BNY2	S&J
Kingmill Valley PSD 86-B Sewer Reserve	06/12/86				3,349.36				
Kingmill Valley PSD 99-A Sewer Revenue	06/15/99	5.80%	183,200	159,999	6,124.66	2038	10/04	MBC - BNY	S&J
Kingmill Valley PSD 99-A Sewer Reserve	06/15/99				11,875.01				
Kingmill Valley PSD 01-A Sewer Ref Rev	09/01/01	5.800% - 6.100%	1,130,000	835,000	64,219.79	2025	10/04	MBC - DTC	S&J
Kingmill Valley PSD 01-A Sewer Ref Res	09/01/01				93,010.00				
Kingmill Valley PSD 10-A Sewer Reserve	02/11/10				5,914.46				
Kingwood 86-B Sewer Revenue	03/28/86	0.00%	850,860	313,475	40,528.02	2025	10/	MBC - BNY2	S&J
Kingwood 86-B Sewer Reserve	03/28/86				38,335.10				
Kingwood 01 Sewer Revenue	12/20/01	0.000% - +0.5%AF	876,739	605,952	9,147.77	2033	36/91	MBC - DEP	S&J
Kingwood 01 Sewer Reserve	12/20/01				29,301.89				
Kingwood 09-A Sewer Revenue	01/30/09	3.000% - 5.000%	724,650	716,368	15,709.35	2049	14/71	MBC - BBT	S&J
Kingwood 09-A Sewer Reserve	01/30/09				6,751.87				
Kingwood 10-A Sewer Ref Revenue	08/27/10	3.000% - 4.250%	1,605,000	1,530,000	82,223.23	2025	10/04	MBC - DTC	S&J
Kingwood 10-A Sewer Ref Reserve	08/27/10				147,316.61				
Kingwood 87-A Water Revenue	01/07/87	8.38%	2,810,612	2,067,182	98,750.90	2026	10/04	MBC - BNY	S&J
Kingwood 87-A Water Reserve	01/07/87				247,159.54				
Kingwood 87-B Water Revenue	01/07/87	0.00%	689,388	272,127	19,836.85	2026	10/	MBC - BNY2	S&J
Kingwood 87-B Water Reserve	01/07/87				20,850.20				
Kingwood 01 Water Revenue	01/18/01	5.80%	1,139,214	675,813	54,624.49	2020	10/04	MBC - BNY	S&J
Kingwood 01 Water Reserve	01/18/01				98,511.97				
Kingwood 07-A Water Revenue	06/14/07	0.00%	265,000	239,350	570.07	2047	36/91	MBC - UNB	S&J
Kingwood 07-A Water Reserve	06/14/07				2,627.58				

ACCOUNT NAME	ISSUE DATE	INTEREST RATE	ORIGINAL ISSUE	OUTSTANDING (06/30/12)	ACCT - BAL (06/30/12)	LAST DEBT	DEBT MONTH	PAYING AGENT	BOND I COUNSEL
Kingwood 09-A Water Revenue	09/29/09	0.00%	1,135,000	1,084,068	2,425.47	2049	36/91	MBC - UNB	S&J
Kingwood 09-A Water Reserve	09/29/09				29,104.19				
Kopperston PSD 96 Water Revenue	09/20/96	6.25%	644,000	545,895	23,488.08	2035	10/04	MBC - BNY	JK
Kopperston PSD 96 Water Reserve	09/20/96				44,519.56				
Lake Floyd PSD 86-A Sewer Revenue	03/07/86	9.75%	136,870	102,653	7,542.45	2025	10/04	MBC - BNY	S&J
Lake Floyd PSD 86-A Sewer Reserve	03/07/86				13,767.07				
Lake Floyd PSD 86-A&B Sewer R&R	03/07/86				14,397.85				
Lake Floyd PSD 86-B Sewer Revenue	03/07/86	0.00%	68,130	25,100	2,946.11	2025	10/	MBC - BNY2	S&J
Lake Floyd PSD 86-B Sewer Reserve	03/07/86				3,441.07				
Lashmeet PSD 98-A Lot 2 Water Revenue	09/10/98	2.00%	670,000	503,031	2,662.17	2038	36/91	MBC - UNB	S&J
Lashmeet PSD 98-A Water Revenue	09/10/98	2.00%	3,400,000	2,552,691	15,482.08	2038	36/91	MBC - UNB	S&J
Lashmeet PSD 98-A Water Reserve	09/10/98				149,948.05				
Lavalette PSD 06-A Water Reserve	02/23/06				59,017.16				S&J
Lavalette PSD 06-B Water Reserve	02/23/06				37,925.59				S&J
Lavalette PSD 06-C Water Revenue	02/23/06	0.00%	1,918,050	1,668,950	10,915.19	2045	36/91	MBC - UNB	S&J
Lavalette PSD 06-C Water Reserve	02/23/06				32,401.17				S&J
Lavalette PSD 09-A Water Reserve	05/18/09				9,894.89				
Lavalette PSD 09-B Water Reserve	05/18/09				5,370.50				
Lavalette PSD 10-A Water Reserve	03/10/10				3,836.72				
Lavalette PSD 10-B Water Reserve	03/10/10				363.23				
Lavalette PSD 11-A Water Reserve	02/04/11				0.00				
Lewis County EDA 99-A Water Revenue	06/10/99	0.00%	1,673,000	1,150,848	4,062.30	2039	36/91	MBC - UNB	S&J
Lewis County EDA 99-A Water Reserve	06/10/99		LTR/CREDIT		0.00				
Lewis County EDA 03-A Water Revenue	08/27/03	0.00%	2,374,500	1,863,532	5,070.97	2043	36/91	MBC - UNB	S&J
Lewis County EDA 03-A Water Reserve	08/27/03				0.00				
Lewis County EDA 06-A Water Revenue	07/27/06	0.00%	4,422,000	3,905,130	9,716.78	2046	36/91	MBC - UNB	S&J
Lewis County EDA 06-A Water Reserve	07/27/06				0.00				
Lewisburg 09-A Water Revenue	05/22/09	4.51%	1,000,000	902,119	12,645.45	2029	99/99	MBC-BBT:BH	S&J
Lewisburg 09-A Water Reserve	05/22/09				76,083.49				
Lewisburg 10-A Water Revenue	12/02/10	3.00%	#1,482,000	1,176,370	10,295.53	2032	36/91	MBC - UNB	S&J
Lewisburg 10-A Water Reserve	12/02/10				98,820.23				
Lewisburg Water Repair & Replacement	06/01/11			THE BALANC	47,600.11				

ACCOUNT NAME	ISSUE DATE	INTEREST RATE	ORIGINAL ISSUE	OUTSTANDING (06/30/12)	ACCT - BAL (06/30/12)	LAST DEBT	DEBT MONTH	PAYING AGENT	BOND COUNSEL
Lincoln PSD 98 Water Design Reserve	12/29/98				5,005.89				
Lincoln PSD Series 75 (11/77) Water Res	11/03/77				62,295.50				
Lincoln PSD 02-A Water Revenue	08/06/02	5.80%	580,429	526,033	16,551.38	2039	10/04	MBC - BNY	S&J
Lincoln PSD 02-A Water Reserve	08/06/02				38,465.83				
Lincoln PSD 02-B Water Revenue	08/06/02	5.80%	121,522	110,133	3,467.49	2039	10/04	MBC - BBT	S&J
Lincoln PSD 02-B Water Reserve	08/06/02				8,069.69				
Lincoln PSD 03-A Water Reserve	07/03/03				29,138.01				
Lincoln PSD 06-A Water Revenue	07/13/06	0.00%	550,242	476,383	2,456.50	2044	36/91	MBC - UNB	S&J
Lincoln PSD 06-A Water Reserve	07/13/06				15,158.80				S&J
Lincoln PSD 10-A Water Revenue	06/16/10	0.00%	#2,200,000	2,087,348	4,761.79	2050	36/91	MBC - UNB	S&J
Lincoln PSD 10-A Water Reserve	06/16/10				57,198.89				
Logan 87-A Sewer Revenue	09/25/87	8.38%	623,087	458,276	21,892.19	2026	10/04	MBC - BNY	JK
Logan 87-A Sewer Reserve	09/25/87				54,806.76				
Logan 87-B Sewer Revenue	09/25/87	0.00%	152,833	60,331	3,016.69	2026	10/	MBC - BNY2	JK
Logan 87-B Sewer Reserve	09/25/87				4,094.29				
Logan 93-A Sewer Revenue	03/29/93	7.75%	2,284,839	1,873,313	67,863.30	2031	10/04	MBC - BNY	JK
Logan 93-A Sewer Reserve	03/29/93				187,287.53				
Logan 93-B Sewer Revenue	03/29/93	0.00%	76,161	39,057	1,467.71	2031	10/	MBC - BNY2	JK
Logan 93-B Sewer Reserve	03/29/93				1,953.47				
Logan 95 Sewer Revenue	08/31/95	6.75%	377,980	314,434	10,268.55	2033	10/04	MBC - BNY	JK
Logan 95 Sewer Reserve	08/31/95				27,849.61				JK
Logan 06-A Sewer Reserve	05/17/06				43,400.78				
Logan 08-A Sewer Revenue	06/27/08	0.000% - +0.5%AF	#4,468,000	4,148,648	10,606.79	2048	36/91	MBC - DEP	S&J
Logan 08-A Sewer Reserve	06/27/08				116,564.79				
Logan County PSD 02-A Sewer Revenue	12/12/02	0.000% - +0.5%AF	5,328,940	4,277,175	27,950.40	2042	36/91	MBC - DEP	JK
Logan County PSD 02-A Sewer Reserve	12/12/02				113,637.11				
Logan County PSD 02-B Sewer Revenue	12/12/02	0.00%	2,190,000	1,746,274	4,870.72	2042	36/91	MBC - UNB	JK
Logan County PSD 02-B Sewer Reserve	12/12/02				46,857.36				
Logan County PSD 02-C Sewer Reserve	12/12/02				13,669.34				
Logan County PSD 08-A Sewer Revenue	04/09/08	0.00%	4,500,000	4,151,604	9,418.15	2048	36/91	MBC - UNB	JK
Logan County PSD 08-A Sewer Reserve	04/09/08				35,857.98				
Logan County PSD 96-B Water Revenue	07/31/96	3.00%	1,780,000	1,155,164	14,031.74	2036	36/91	MBC - UNB	JK

ACCOUNT NAME	ISSUE DATE	INTEREST RATE	ORIGINAL ISSUE	OUTSTANDING (06/30/12)	ACCT - BAL (06/30/12)	LAST DEBT	DEBT MONTH	PAYING AGENT	BOND I COUNSEL
Logan County PSD 96-B Water Reserve	07/31/96				86,620.46				
Logan County PSD 97-A Water Revenue	02/12/97	3.00%	1,000,000	765,516	6,979.38	2037	36/91	MBC - UNB	JK
Logan County PSD 97-A Water Reserve	02/12/97				43,088.18				
Logan County PSD 97-B Water Revenue	03/25/97	2.00%	1,075,000	774,738	6,285.35	2037	36/91	MBC - UNB	JK
Logan County PSD 97-B Water Reserve	03/25/97				39,783.06				
Logan County PSD 98-A Water Revenue	06/10/98	1.00%	815,000	575,801	2,226.41	2038	36/91	MBC - UNB	JK
Logan County PSD 98-A Water Reserve	06/10/98				25,180.82				
Logan County PSD 99-A Water Revenue	04/21/99	0.00%	5,050,000	3,951,644	12,309.69	2039	36/91	MBC - UNB	JK
Logan County PSD 99-A Water Reserve	04/21/99				147,933.57				
Logan County PSD 99-C Lot 2 Water Rev	06/17/99	0.00%	615,000	409,998	4,880.90	2019	36/91	MBC - UNB	JK
Logan County PSD 99-C Water Revenue	06/17/99	0.00%	2,590,000	1,804,630	5,717.16	2039	36/91	MBC - UNB	JK
Logan County PSD 99-C Water Reserve	06/17/99				125,522.65				
Logan County PSD 99-D Water Revenue	12/14/99	5.80%	330,000	182,233	17,893.58	2019	10/04	MBC - BBT	JK
Logan County PSD 99-D Water Reserve	12/14/99				29,134.39				
Logan County PSD 01-A Water Revenue	09/06/01	5.80%	3,830,000	3,471,064	99,429.24	2039	10/04	MBC - BNY	JK
Logan County PSD 01-A Water Reserve	09/06/01				255,427.12				
Logan County PSD 01-B Water Revenue	09/06/01	0.00%	2,670,000	2,028,494	5,926.51	2041	36/91	MBC - UNB	JK
Logan County PSD 01-B Water Reserve	09/06/01				68,918.18				
Logan County PSD 02-A Water Reserve	01/24/02				69,299.81				
Logan County PSD 02-B Water Revenue	10/09/02	0.00%	1,100,000	858,709	2,606.25	2042	36/91	MBC - UNB	JK
Logan County PSD 02-B Water Reserve	10/09/02				26,022.63				
Logan County PSD 03-B Water Revenue	10/29/03	0.00%	3,600,000	2,941,176	8,230.25	2043	36/91	MBC - UNB	JK
Logan County PSD 03-B Water Reserve	10/29/03				69,222.44				
Logan County PSD 05-A Water Revenue	04/27/05	0.00%	923,245	790,491	2,468.59	2045	36/91	MBC - UNB	JK
Logan County PSD 05-A Water Reserve	04/27/05				13,673.76				
Logan County PSD 08-A Water Revenue	07/16/08	0.00%	1,700,000	1,589,610	3,655.19	2048	36/91	MBC - UNB	JK
Logan County PSD 08-A Water Reserve	07/16/08				11,419.66				
Logan County PSD 08-B Water Revenue	07/16/08	0.00%	#1,900,000	1,720,682	4,058.79	2048	36/91	MBC - UNB	JK
Logan County PSD 08-B Water Reserve	07/16/08				13,910.95				
Logan County PSD 10-A Water Revenue	03/16/10	0.00%	800,000	794,736	1,743.16	2050	36/91	MBC - UNB	JK
Logan County PSD 10-A Water Reserve	03/16/10				701.94				
Lubeck PSD 99-A Sewer Revenue	03/09/99	0.000% - +1.0%AF	7,950,000	3,478,125	80,063.64	2021	36/91	MBC - DEP	JK

ACCOUNT NAME	ISSUE DATE	INTEREST RATE	ORIGINAL ISSUE	OUTSTANDING (06/30/12)	ACCT - BAL (06/30/12)	LAST DEBT	DEBT MONTH	PAYING AGENT	BOND I COUNSEL
Lubeck PSD 99-A Sewer Reserve	03/09/99				399,577.67				
Lubeck PSD 99-B Sewer Revenue	03/09/99	0.00%	2,000,000	1,407,890	9,910.29	2039	36/91	MBC - UNB	JK
Lubeck PSD 99-B Sewer Reserve	03/09/99				61,677.79				
Lubeck PSD 05-A Sewer Revenue	09/27/05	0.00%	7,879,443	7,879,443	0.00	2039	36/91	MBC - UNB	JK
Lubeck PSD 05-A Sewer Reserve	09/27/05				59,055.84				
Lubeck PSD 05-B Sewer Revenue	09/27/05	0.00%	2,411,178	2,168,034	6,754.34	2039	36/91	MBC - UNB	JK
Lubeck PSD 05-B Sewer Reserve	09/27/05				86,680.67				
Lubeck PSD 10 Sewer BAN	02/25/10	0.00%	4,141,559	4,141,259	65.40	2015	03/06	MBC - UNB	JK
Lubeck PSD 10-A Sewer Revenue	02/25/10	0.00%	2,136,720	1,970,940	6,140.44	2039	36/91	MBC - UNB	JK
Lubeck PSD 10-A Sewer Reserve	02/25/10				73,692.03				JK
Lubeck PSD 12-A Sewer Revenue	06/22/12	0.000% - +0.5%AF	#716,272	160,665	0.00	2052	36/91	MBC - DEP	JK
Lubeck PSD 12-A Sewer Reserve	06/22/12				18,848.00				
Lubeck PSD 90-A Water Revenue	04/02/90	7.85%	3,139,013	2,462,833	140,398.34	2029	10/04	MBC - BNY	BRD
Lubeck PSD 90-A Water Reserve	04/02/90				260,143.48				
Lubeck PSD 90-B Water Revenue	04/02/90	0.00%	146,487	67,609	5,591.58	2029	10/	MBC - BNY2	BRD
Lubeck PSD 90-B Water Reserve	04/02/90				6,431.83				
Lubeck PSD 05-A Water Revenue	06/17/05	3.00%	1,573,000	1,229,444	17,459.50	2026	36/91	MBC - UNB	JK
Lubeck PSD 05-A Water Reserve	06/17/05				59,419.86				
Lubeck PSD 05-B Water Reserve	06/17/05				60,323.90				
Lubeck PSD 05-C Water Reserve	06/17/05				13,765.95				
Lubeck PSD 10-A Water Reserve	05/14/10				11,501.41				
Lubeck PSD 11-A Water Reserve	02/11/11				0.00				
Lubeck PSD 11-B Water Revenue	11/30/11	3.00%	352,565	349,333	1,946.79	2032	36/91	MBC - UNB	JK
Lubeck PSD 11-B Water Reserve	11/30/11				783.63				JK
Lumberport 11-A Sewer Revenue	12/15/11	0.00%	1,755,150	1,721,069	5,643.15	2037	36/91	MBC - UNB	S&J
Lumberport 11-A Sewer Reserve	12/15/11				68,104.46				
Lumberport 02-A Water Reserve	07/10/02				21,854.32				
Malden PSD 78 Sewer Revenue	12/21/78	6.000% - 7.200%	7,040,000	2,880,000	341,732.04	2018	10/04	MBC - BNY	JK
Malden PSD 78 Sewer Reserve	12/21/78				540,686.75				
Malden PSD 09-A Sewer Revenue	08/26/09	0.000% - +.25%AF	#2,834,985	2,475,875	8,172.11		36/91	MBC - DEP	S&J
Malden PSD 09-A Sewer Reserve	08/26/09				95,340.21				
Malden PSD 09-C Sewer Reserve	08/26/09				113,651.66				

ACCOUNT NAME	ISSUE DATE	INTEREST RATE	ORIGINAL ISSUE	OUTSTANDING (06/30/12)	ACCT - BAL (06/30/12)	LAST DEBT	DEBT MONTH	PAYING AGENT	BOND I COUNSEL
Mannington PSD 10-A Water Reserve	05/25/10				0.00				
Marion County Schools 11 GO	03/02/11	2.000% - 4.000%	15,760,000	14,470,000	14,958.39	2021	05/11	MBC - DTC	S&J
Marlinton 97-A Water & Sewer Revenue	01/30/97	0.00%	239,495	148,187	491.96	2037	36/91	MBC - UNB	S&J
Marlinton 97-A Water & Sewer Reserve	01/30/97				5,987.39				
Marlinton 97-B Water & Sewer Revenue	08/18/97	0.00%	555,450	351,550	1,395.70	2037	36/91	MBC - UNB	S&J
Marlinton 97-B Water & Sewer Reserve	08/18/97				14,062.64				
Marlinton 98-A Water & Sewer Revenue	11/20/98	0.000% - +1.0%AF	705,400	417,338	2,772.06	2030	36/91	MBC - BPH	S&J
Marlinton 98-A Water & Sewer Reserve	11/20/98				23,513.85				
Marlinton 05-A Water & Sewer Revenue	10/19/05	0.000% - +0.5%AF	1,660,766	1,356,286	4,954.33	2036	36/91	MBC - DEP	S&J
Marlinton 05-A Water & Sewer Reserve	10/19/05				42,152.01				
Marlinton 08-A Water & Sewer Revenue	02/06/08	0.00%	2,187,000	2,033,770	4,585.79	2048	36/91	MBC - UNB	S&J
Marlinton 08-A Water & Sewer Reserve	02/06/08	0.00%			15,807.13				
Marmet 09-A Sewer Revenue	06/18/09	0.000% - +.25%AF	#1,688,771	1,588,317	29,028.09	2040	36/91	MBC - DEP	S&J
Marmet 09-A Sewer Reserve	06/18/09				12,677.17				
Marmet 90-A Sewer Revenue	01/03/90	7.85%	664,013	509,076	30,445.17	2028	10/04	MBC - BNY	H&P
Marmet 90-A Sewer Reserve	01/03/90				55,270.64				
Marmet 90-B Sewer Revenue	01/03/90	0.00%	30,987	13,863	763.38	2028	10/	MBC - BNY2	H&P
Marmet 90-B Sewer Reserve	01/03/90				1,472.20				
Marshall County Schools 07 GO	11/01/07	4.000% - 5.000%	27,900,000	20,365,000	118,104.80	2022	05/11	MBC - DTC	BRM
Marshall County Schools 07 GO Sur Col	11/01/07				1,701,511.77				
Marshall Cty PSD #4 82 Water Dep	02/11/71				7,960.29				
Marshall Cty PSD #4 82 Water Res	02/11/71				64,326.34				
Marshall Cty PSD #4 89 Water Res	07/23/90				19,895.97				
Marshall Cty PSD #4 96-A Water Res	07/25/96				7,704.55				
Marshall Cty PSD #4 96-B Water Res	07/25/96				20,910.34				
Marshall Cty PSD #4 07-A Water Reserve	09/26/07				30,253.68				
Marshall Cty PSD #4 07-B Water Revenue	09/26/07	0.000% - +1.%AF	#1,225,000	1,102,492	7,980.01	2039	36/91	MBC - BPH	S&J
Marshall Cty PSD #4 07-B Water Reserve	09/26/07				12,939.60				
Marshall Cty Sewerage District 87-A Rev	03/18/87	8.38%	89,940	66,149	4,477.34	2026	10/04	MBC - BNY	S&J
Marshall Cty Sewerage District 87-A Res	03/18/87				7,920.57				
Marshall Cty Sewerage District 87-B Rev	03/18/87	0.00%	22,060	8,708	1,245.83	2026	10/	MBC - BNY2	S&J
Marshall Cty Sewerage District 87-B Res	03/18/87				1,098.68				

ACCOUNT NAME	ISSUE DATE	INTEREST RATE	ORIGINAL ISSUE	OUTSTANDING (06/30/12)	ACCT - BAL (06/30/12)	LAST DEBT	DEBT MONTH	PAYING AGENT	BOND COUNSEL
Marshall Cty Sewerage District 90-A Rev	11/26/90	8.10%	267,737	212,878	12,261.62	2029	10/04	MBC - BNY	S&J
Marshall Cty Sewerage District 90-A Res	11/26/90				22,908.02				
Marshall Cty Sewerage District 90-B Rev	11/26/90	0.00%	12,091	5,727	615.94	2029	10/	MBC - BNY2	S&J
Marshall Cty Sewerage District 90-B Res	11/26/90				413.19				
Marshall Cty Sewerage District 07-A Rev	11/02/07	0.00%	643,800	593,304	2,767.73	2047	36/91	MBC - UNB	S&J
Marshall Cty Sewerage District 07-A Res	11/02/07				5,337.70				
Marshall Cty Sewerage District 07-B Rev	11/02/07	0.00%	200,000	200,000	0.00	2038	36/91	MBC - UNB	S&J
Marshall Cty Sewerage District 07-B Res	11/02/07				0.00				
Martinsburg 00-A Water & Sewer Revenue	09/27/00	2.000% - +1.0%AF	7,564,000	4,063,852	101,544.93	2022	36/91	MBC - BPH	BRM
Martinsburg 00-A Water & Sewer Reserve	09/27/00				459,916.12				
Martinsburg 00-B Water & Sewer Revenue	09/27/00	3.00%	3,000,000	1,685,418	40,521.75	2022	36/91	MBC - UNB	BRM
Martinsburg 00-B Water & Sewer Reserve	09/27/00				200,068.77				
Martinsburg 00-C Water & Sewer Revenue	09/27/00	5.80%	1,976,352	1,764,458	61,848.52	2039	10/04	MBC - BNY	BRM
Martinsburg 00-C Water & Sewer Reserve	09/27/00				128,972.77				
Martinsburg 11-A Water & Sewer Revenue	12/28/11	2.000% - 3.875%	8,830,000	8,830,000	265,205.28	2031	09/03	MBC - DTC	BRM
Martinsburg 11-A Water & Sewer Reserve	12/28/11				620,551.33				
Mason 64 & 66 Water & Sewer Rev Escrow	04/01/64				116.16				
Mason 96-A Water & Sewer Revenue	12/17/96	2.000% - +1.0%AF	130,000	39,291	1,628.55	2017	36/91	MBC - DEP	S&J
Mason 96-A Water & Sewer Reserve	12/17/96				7,943.77				
Mason 98-A Water & Sewer Revenue	06/04/98	0.00%	1,602,000	1,057,731	8,849.97	2038	36/91	MBC - UNB	S&J
Mason 98-A Water & Sewer Reserve	06/04/98				41,377.30				
Mason 01-A Water & Sewer Revenue	05/10/01	2.000% - +1.0%AF	650,000	341,089	6,209.47	2021	36/91	MBC - BPH	S&J
Mason 01-A Water & Sewer Reserve	05/10/01				39,559.81				
Mason 07-A Water & Sewer Revenue	06/14/07	0.00%	1,719,000	1,562,718	3,721.07	2047	36/91	MBC - UNB	S&J
Mason 07-A Water & Sewer Reserve	06/14/07				46,832.48				
Mason 09-A Water & Sewer Revenue	09/02/09	0.00%	107,900	101,606	586.02	2040	36/91	MBC - DEP	S&J
Mason 09-A Water & Sewer Reserve	09/02/09				3,600.47				
Mason County PSD 08-A Sewer Revenue	10/28/08	0.00%	#500,000	464,734	1,054.16	2048	36/91	MBC - UNB	JK
Mason County PSD 08-A Sewer Reserve	10/28/08				3,637.14				
Mason County PSD 97-B Water Revenue	09/25/97	3.00%	818,000	627,583	6,266.79	2037	36/91	MBC - UNB	JK
Mason County PSD 97-B Water Reserve	09/25/97				35,594.21				
Mason County PSD 00-A Water Revenue	06/28/00	2.000% - +1.0%AF	960,000	467,369	11,195.01	2021	36/91	MBC - BPH	JK

ACCOUNT NAME	ISSUE DATE	INTEREST RATE	ORIGINAL ISSUE	OUTSTANDING (06/30/12)	ACCT - BAL (06/30/12)	LAST DEBT	DEBT MONTH	PAYING AGENT	BOND I COUNSEL
Mason County PSD 00-A Water Reserve	06/28/00				58,405.00				
Mason County PSD 01-A Water Reserve	03/16/01				20,701.72				
Mason County PSD 04-A Water Revenue	06/08/04	2.000% - +1.0%AF	602,000	410,939	7,167.85	2025	36/91	MBC - BPH	JK
Mason County PSD 04-A Water Reserve	06/08/04				34,109.43				
Mason County PSD 05-A Water Reserve	06/24/05				87,844.49				
Mason County PSD 05-B Water Reserve	06/24/05				6,492.49				
Mason County PSD 10-A Water Reserve	05/24/10				2,705.55				
Mason County PSD 10-B Water Reserve	06/04/10				4,577.18				
Mason County Schools 04 GO	06/01/04	3.00% - 5.000%	12,000,000	4,595,000	91,871.15	2016	06/12	MBC - DTC	BRM
Mason County Schools 04 Sur Col	06/01/04				1,076,284.83				
Masontown 01-A Sewer Reserve	08/22/01				23,635.02				
Masontown 01-B Sewer Revenue	08/22/01	0.00%	1,500,000	1,144,716	13,017.19	2041	36/91	MBC - UNB	S&J
Masontown 01-B Sewer Reserve	08/22/01				37,872.43				
Masontown 07-A Sewer Reserve	04/20/07				4,558.87				
Masontown 12-A Sewer Revenue	03/27/12	3.00%	#528,000	102,500	3,960.18	2032	36/91	MBC - BBT	S&J
Masontown 12-A Sewer Reserve	03/27/12				0.00				
Masontown 07-A Water Revenue	03/12/07	0.50%	815,500	738,442	1,798.26	2047	36/91	MBC - UNB	S&J
Masontown 07-A Water Reserve	03/12/07				11,607.99				
Masontown 07-B Water Revenue	03/12/07	0.000% - +1.0%AF	635,500	550,764	1,894.38	2038	36/91	MBC - BPH	S&J
Masontown 07-B Water Reserve	03/12/07				10,598.70				
Masontown 11-A Water Revenue	12/22/11	0.00%	#760,987	319,205	0.00	2051	36/91	MBC - UNB	S&J
Masontown 11-A Water Reserve	12/22/11				19,769.59				
McDowell County PSD 93 Water Reserve	06/23/93				48,262.88				
McDowell County PSD 95 Water Reserve	09/26/95				27,615.09				
McDowell County PSD 97-A Water Reserve	10/15/97				30,382.20				
McDowell County PSD 99-A Water Reserve	06/21/99				11,831.90				
McDowell County PSD 99-B Water Reserve	08/11/99				28,142.82				
McDowell County PSD 99-C Water Reserve	08/11/99				6,906.71				
McDowell County PSD 01-A Water Reserve	02/23/01				7,994.51				
McDowell County PSD 06-A Water Reserve	07/27/06				11,348.58				S&J
McDowell County PSD 06-B Water Ref Rev	07/27/06	0.00%	300,000	264,928	1,294.38	2046	36/91	MBC - UNB	S&J
McDowell County PSD 06-B Water Ref Res	07/27/06				8,789.90				S&J

ACCOUNT NAME	ISSUE DATE	INTEREST RATE	ORIGINAL ISSUE	OUTSTANDING (06/30/12)	ACCT - BAL (06/30/12)	LAST DEBT	DEBT MONTH	PAYING AGENT	BOND I COUNSEL
McDowell County PSD 07-A Water Reserve	09/19/07				4,068.32				S&J
McDowell County PSD 08-A Water Reserve	11/10/08				2,747.27				
McDowell County PSD 09-A Water Reserve	08/13/09				293.52				
McDowell County PSD 11-A Water Reserve	03/24/11				0.00				S&J
McDowell County PSD 11-B Water Reserve	06/23/11				0.00				S&J
McDowell County PSD 11-C Water Reserve	11/17/11				0.00				S&J
McMechen 86 Sewer Revenue	10/20/86	9.75%	731,000	563,566	40,084.45	2026	10/04	MBC - BNY	S&J
McMechen 86 Sewer Reserve	10/20/86				73,063.47				
Middlebourne 99-B Sewer Revenue	08/27/99	2.000% - +1.0%AF	375,000	172,971	4,484.45	2020	36/91	MBC - DEP	G&G
Middlebourne 99-B Sewer Reserve	08/27/99				22,823.45				
Middlebourne 99-C Sewer Revenue	08/27/99	5.00%	120,000	11,796	8,180.89	2013	01/07	MBC - UNION B	G&G
Middlebourne 99-C Sewer Reserve	08/27/99				12,251.88				
Midland PSD 86-B Sewer Revenue	09/29/86	8.38%	263,096	192,770	13,241.96	2026	10/04	MBC - BNY	S&J
Midland PSD 86-B Sewer Reserve	09/29/86				24,000.45				
Midland PSD 86-C Sewer Revenue	09/29/86	0.00%	260,975	100,375	6,177.68	2026	10/	MBC - BNY2	S&J
Midland PSD 86-C Sewer Reserve	09/29/86				6,755.87				
Milton 04-A Sewer Ref Revenue	12/29/04	0.000% - +0.5%AF	#6,351,371	5,396,590	31,479.98	2044	36/91	MBC - DEP	JK
Milton 04-A Sewer Ref Reserve	12/29/04				100,127.20				
Milton 04-B Sewer Ref Revenue	12/29/04	0.00%	1,571,903	1,335,604	7,134.25	2044	36/91	MBC - UNB	JK
Milton 04-B Sewer Ref Reserve	12/29/04				41,113.78				
Milton 07-A Water Ref Reserve	06/08/07				68,451.24				
Milton 08-A Water Revenue	07/30/08	0.00%	#2,893,000	2,572,331	6,127.01	2048	36/91	MBC - UNB	S&J
Milton 08-A Water Reserve	07/30/08				75,142.73				
Mineral Wells PSD 85-B Sewer Revenue	12/02/85	0.00%	589,625	217,230	16,285.05	2025	10/	MBC - BNY2	BRD
Mineral Wells PSD 85-B Sewer Reserve	12/02/85				15,615.62				
Mineral Wells PSD 95 Sewer Revenue	04/06/95	3.00%	1,023,800	241,246	12,421.32	2016	36/91	MBC - DEP	BRM
Mineral Wells PSD 95 Sewer Reserve	04/06/95				68,277.70				
Mineral Wells PSD 03-A Sewer Revenue	10/30/03	2.000% - +1.0%AF	415,000	278,397	5,005.58	2024	36/91	MBC - DEP	BRM
Mineral Wells PSD 03-A Sewer Reserve	10/30/03				25,233.07				
Mineral Wells PSD 10 Sewer Ref Revenue	01/07/10	4.70%	1,041,700	933,713	15,642.01	2025	99/99	MBC-BBT:BH	BRM
Mineral Wells PSD 10 Sewer Ref Reserve	01/07/10				94,458.94				
Mineral Wells PSD 12-A Sewer Reserve	04/13/12				0.00				

ACCOUNT NAME	ISSUE DATE	INTEREST RATE	ORIGINAL ISSUE	OUTSTANDING (06/30/12)	ACCT - BAL (06/30/12)	LAST DEBT	DEBT MONTH	PAYING AGENT	BOND COUNSEL
Mineral Wells PSD 04-A Water Revenue	06/17/04	0.00%	3,750,000	3,116,883	17,342.41	2024	36/91	MBC - UNB	BRM
Mineral Wells PSD 04-A Water Reserve	06/17/04				70,667.73				
Mineral Wells PSD 04-B Water Reserve	06/17/04				15,314.30				
Mineral Wells PSD 09-A Water Reserve	10/22/09				2,340.11				
Mingo County PSD 05-A Sewer Revenue	11/09/05	0.00%	2,552,180	2,204,155	11,187.27	2045	36/91	MBC - UNB	S&J
Mingo County PSD 05-A Sewer Reserve	11/09/05				35,901.54				S&J
Mingo County PSD 00-A Water Reserve	08/28/00				44,481.56				
Mingo County PSD 00-B Water Reserve	08/28/00				41,068.71				
Mingo County PSD 00-C Water Revenue	08/28/00	5.80%	2,853,436	2,566,075	132,724.59	2039	10/04	MBC - BNY	S&J
Mingo County PSD 00-C Water Reserve	08/28/00				139,807.18				
Mingo County PSD 00-D Water Revenue	08/28/00	5.80%	715,000	642,996	33,205.74	2039	10/04	MBC - BBT	S&J
Mingo County PSD 00-D Water Reserve	08/28/00				35,031.57				
Mingo County PSD 00-E Water Revenue	08/28/00	0.00%	8,916,818	6,613,790	103,317.39	2040	36/91	MBC - UNB	S&J
Mingo County PSD 00-E Water Reserve	08/28/00				176,243.69				
Mingo County PSD 01-A Water Revenue	03/09/01	0.00%	837,540	612,042	9,531.25	2040	36/91	MBC - UNB	S&J
Mingo County PSD 01-A Water Reserve	03/09/01				23,237.89				
Mingo County PSD 10-A Water Reserve	01/12/10				2,453.09				
Mingo County PSD 11-A Water Reserve	02/10/11				0.00				
Mingo County PSD 11-B Water Reserve	02/10/11				0.00				
Mingo County PSD 12-B Water Reserve	06/18/12								
Monongah 98-A Sewer Revenue	10/29/98	0.00%	1,982,400	1,351,636	9,976.89	2038	36/91	MBC - UNB	S&J
Monongah 98-A Sewer Reserve	10/29/98				52,451.86				
Monongah 10-A Water Reserve	04/15/10				6,609.13				
Monongah 10-B Water Reserve	04/15/10				1,099.63				
Monongalia County Schools 04 GO	05/01/04	4.000% - 6.000%	50,000,000	42,715,000	513,000.00	2033	05/11	MBC - DTC	I S&J
Monongalia County Schools 04 GO Sur Col	05/01/04				2,229,749.56				
Monroe County Schools 99 GO	07/01/99	4.625% - 4.800%	2,100,000	380,000	17,778.77	2014	06/12	MBC - DTC	BRM
Monroe County Schools 99 Sur Col	07/01/99				254,455.57				
Montgomery 87-A Sewer Revenue	10/27/87	8.38%	1,164,146	856,218	57,425.21	2026	10/04	MBC - BNY	H&P
Montgomery 87-A Sewer Reserve	10/27/87				102,398.00				
Montgomery 87-B Sewer Revenue	10/27/87	0.00%	285,539	112,713	21,243.77	2026	10/	MBC - BNY2	H&P
Montgomery 87-B Sewer Reserve	10/27/87				9,206.28				

ACCOUNT NAME	ISSUE DATE	INTEREST RATE	ORIGINAL ISSUE	OUTSTANDING (06/30/12)	ACCT - BAL (06/30/12)	LAST DEBT	DEBT MONTH	PAYING AGENT	BOND COUNSEL
Montgomery 93-A Sewer Revenue	01/19/93	7.75%	648,387	531,605	27,819.79	2031	10/04	MBC - BNY	H&P
Montgomery 93-A Sewer Reserve	01/19/93				53,159.49				
Montgomery 93-B Sewer Revenue	01/19/93	0.00%	21,613	11,084	730.01	2031	10/	MBC - BNY2	H&P
Montgomery 93-B Sewer Reserve	01/19/93				679.69				
Montgomery 96-A Sewer Revenue	05/02/96	2.000% - +1.0%AF	175,000	42,806	2,866.13	2016	36/91	MBC - DEP	H&P
Montgomery 96-A Sewer Reserve	05/02/96				10,534.39				
Montgomery 09 Sewer Reserve	09/10/09				1,394.24				
Monumental PSD 06-A Water Reserve	02/24/06				22,396.38				S&J
Moorefield 87-A Sewer Revenue	11/20/87	8.38%	156,720	115,265	6,755.59	2026	10/04	MBC - BNY	JK
Moorefield 87-A Sewer Reserve	11/20/87				13,791.53				
Moorefield 87-B Sewer Revenue	11/20/87	0.00%	38,440	15,174	4,143.90	2026	10/	MBC - BNY2	JK
Moorefield 87-B Sewer Reserve	11/20/87				2,263.88				
Moorefield 99-A Sewer Revenue	03/17/99	0.000% - +1.0%AF	1,400,000	577,500	19,229.90	2020	36/91	MBC - DEP	S&J
Moorefield 99-A Sewer Reserve	03/17/99				70,824.40				
Moorefield 09-A Sewer Revenue	03/03/09	0.00%	511,051	468,712	3,840.58	2042	36/91	MBC - UNB	JK
Moorefield 09-A Sewer Reserve	03/03/09				15,401.90				
Moorefield 87-A Water Revenue	11/20/87	8.38%	443,275	326,027	19,059.22	2026	10/04	MBC - BNY	JK
Moorefield 87-A Water Reserve	11/20/87				39,039.01				
Moorefield 87-B Water Revenue	11/20/87	0.00%	108,725	42,918	5,133.69	2026	10/	MBC - BNY2	JK
Moorefield 87-B Water Reserve	11/20/87				2,871.09				
Moorefield 92-A Water Revenue	05/28/92	7.75%	1,451,613	1,190,160	53,559.20	2031	10/04	MBC - BNY	S&J
Moorefield 92-A Water Reserve	05/28/92				119,154.53				
Moorefield 92-B Water Revenue	05/28/92	0.00%	48,387	24,814	1,741.87	2031	10/	MBC - BNY2	S&J
Moorefield 92-B Water Reserve	05/28/92				1,244.94				
Moorefield 07-A Water Revenue	03/01/07	4.100% - 5.000%	3,155,000	2,975,000	80,493.29	2042	03/09	MBC - DTC	S&J
Moorefield 07-A Water Reserve	03/01/07				194,369.91				
Moorefield/Hardy Cty 12-A Sewer Revenue	03/26/12	0.000% - +0.5%AF	#16,500,000	975,958	0.00	2052	36/91	MBC - DEP	S&J
Moorefield/Hardy Cty 12-A Sewer Reserve	03/26/12				0.00				
Morgan Cty Building Comm 08 Lease Rev	08/18/08	0.000% - 1.000%	9,000,000	7,878,233	13.21	2013	08/	MBC - UNB	S&J
Morgantown 02 Parking Revenue	12/12/02	4.47%	6,000,000	4,260,521	296,512.82	2024	01/07	MBC-UB:BH	S&J
Morgantown 02 Parking Reserve	12/12/02				457,330.17				
Morgantown 92 Water & Sewer Revenue	09/08/92	3.00%	11,900,000	390,000	106,146.50	2012	36/91	MBC - DEP	S&J

ACCOUNT NAME	ISSUE DATE	INTEREST RATE	ORIGINAL ISSUE	OUTSTANDING (06/30/12)	ACCT - BAL (06/30/12)	LAST DEBT	DEBT MONTH	PAYING AGENT	BOND I COUNSEL
Morgantown 92 Water & Sewer Reserve	09/08/92		SURETY BD		0.00				
Morgantown 95 Water & Sewer Revenue	04/27/95	2.000% - +1.0%AF	1,601,477	328,284	21,852.02	2015	36/91	MBC - DEP	S&J
Morgantown 95 Water & Sewer Reserve	04/27/95		SURETY BD		0.00				
Morgantown 00-A Water & Sewer Revenue	02/29/00	0.000% - +0.5%AF	7,842,000	4,446,475	28,407.28	2026	36/91	MBC - DEP	S&J
Morgantown 00-A Water & Sewer Reserve	02/29/00		SURETY BD		0.00				
Morgantown 00-B Water & Sewer Revenue	02/29/00	0.00%	2,488,000	1,800,502	5,955.33	2039	36/91	MBC - UNB	S&J
Morgantown 00-B Water & Sewer Reserve	02/29/00		SURETY BD		0.00				
Morgantown 01-A Water & Sewer Revenue	02/08/01	3.00%	3,812,470	1,123,678	51,577.59	2015	36/91	MBC - UNB	S&J
Morgantown 01-A Water & Sewer Reserve	02/08/01		SURETY BD		1.91				
Morgantown 06-A Water & Sewer Revenue	06/30/06	2.000% - +1.0%AF	6,410,191	5,324,201	37,143.67	2028	36/91	MBC - DEP	S&J
Morgantown 06-A Water & Sewer Reserve	06/30/06		SURETY BD		0.00				
Morgantown 07-A Water & Sewer Revenue	08/14/07	2.000% - +1.0%AF	8,500,000	7,616,856	38,928.33	2029	36/91	MBC - DEP	S&J
Morgantown 07-A Water & Sewer Reserve	08/14/07		SURETY BD		0.00				
Morgantown 10-A Water & Sewer Revenue	01/28/10	5.000% - 6.375%	37,950,000	37,950,000	189,728.37	2040	06/12	MBC - DTC	S&J
Morgantown 10-A Water & Sewer Reserve	01/28/10		SURETY BD		0.00				
Morgantown 10-C Water & Sewer Revenue	01/28/10	2.000% - +1.0%AF	#15,380,227	14,351,984	0.00	2032	36/91	MBC - DEP	S&J
Morgantown 10-C Water & Sewer Reserve	01/28/10				934,937.38				
Morgantown 10-D Water & Sewer Revenue	01/28/10	2.00%	#9,317,286	8,564,081	0.00	2032	36/91	MBC - BPH	S&J
Morgantown 10-D Water & Sewer Reserve	01/28/10				566,382.79				
Morgantown 10-E Water & Sewer Revenue	01/28/10	2.00%	#100,000	-0-	0.00	2032	36/91	MBC - BPH	S&J
Morgantown 10-E Water & Sewer Reserve	01/28/10				6,081.48				
Morgantown 10-F Water & Sewer Revenue	01/28/10	1.500% - 3.200%	7,250,000	7,250,000	583,453.40	2018	06/12	MBC - DTC	S&J
Morgantown 10-F Water & Sewer Reserve	01/28/10		SURETY BD		0.00				
Moundsville 87-A Sewer Revenue	11/18/87	8.38%	1,846,978	1,358,438	77,508.13	2026	10/04	MBC - BNY	S&J
Moundsville 87-A Sewer Reserve	11/18/87				162,458.97				
Moundsville 87-B Sewer Revenue	11/18/87	0.00%	453,022	178,824	11,464.71	2026	10/	MBC - BNY2	S&J
Moundsville 87-B Sewer Reserve	11/18/87				14,866.02				
Moundsville 11-A Sewer Revenue	06/09/11	2.000% - +1.0%AF	#3,678,601	2,715,686	0.00	2033	36/91	MBC - DEP	S&J
Moundsville 11-A Sewer Reserve	06/09/11				0.00				
Moundsville 05-A Water Reserve	12/21/05				80,841.50				
Moundsville 05-B Water Revenue	12/21/05	5.20%	9,745,000	9,046,165	257,625.21	2035	10/04	MBC - BNY	S&J
Moundsville 05-B Water Reserve	12/21/05				212,940.07				

ACCOUNT NAME	ISSUE DATE	INTEREST RATE	ORIGINAL ISSUE	OUTSTANDING (06/30/12)	ACCT - BAL (06/30/12)	LAST DEBT	DEBT MONTH	PAYING AGENT	BOND I COUNSEL
Mountain Top PSD 09-A Water Ref Revenue	01/23/09	3.86%	270,000	161,966	3,229.87	2016	99/99	MBC - BBT:BH	S&J
Mountain Top PSD 09-A Water Ref Reserve	01/23/09				39,947.34				
Mountain Top PSD 09-B Water Revenue	01/23/09	0.00%	#2,673,000	2,395,763	5,535.69	2049	36/91	MBC - UNB	S&J
Mountain Top PSD 09-B Water Reserve	01/23/09				12,732.94				
Mt Hope 99-A Water & Sewer Revenue	05/20/99	0.000% - +1.0%AF	1,490,000	614,625	15,981.54	2020	36/91	MBC - DEP	JK
Mt Hope 99-A Water & Sewer Reserve	05/20/99				84,579.65				
Mt Hope 02-A Water & Sewer Revenue	12/01/02	4.000% - 5.700%	1,285,000	655,000	56,779.64	2031	03/09	MBC - DTC	JK
Mt Hope 02-A Water & Sewer Reserve	12/01/02				122,314.49				
Mt Hope 07-A Water & Sewer Revenue	11/28/07	0.000% - +0.5%AF	646,600	576,543	27,163.71	3039	36/91	MBC - DEP	JK
Mt Hope 07-A Water & Sewer Reserve	11/28/07				9,558.43				
Mt Zion PSD 84 Water Reserve	02/02/84				9,493.08				
Mt Zion PSD 98 Water Reserve	05/20/98				2,207.89				
Mt Zion PSD 10-A Water Reserve	04/26/10				495.01				
Mt Zion PSD 10-B Water Reserve	04/26/10				25.00				
Mullens 98-A Sewer Revenue	12/17/98	0.000% - +1.0%AF	1,780,000	136,920	12,046.12	2013	36/91	MBC - DEP	JK
Mullens 98-A Sewer Reserve	12/17/98				124,411.43				
Mullens 98-B Sewer Revenue	12/17/98	0.00%	2,586,300	2,586,300	0.00	2030	36/91	MBC - UNB	JK
Mullens 98-B Sewer Reserve	12/17/98				0.00				
Nettie Leivasy PSD 76 Water Reserve	05/13/76				16,436.97				
Nettie Leivasy PSD 00 Water Revenue	08/29/00	5.80%	386,000	344,616	10,371.94	2039	10/04	MBC - BNY	S&J
Nettie Leivasy PSD 00 Water Reserve	08/29/00				25,192.86				
Nettie Leivasy PSD 11-A Water Revenue	03/02/11	0.00%	#2,000,000	1,225,307	0.00	2051	36/91	MBC - UNB	S&J
Nettie Leivasy PSD 11-A Water Reserve	03/02/11				0.00				
Nettie Leivasy PSD 11-B Water Revenue	03/02/11	0.000% - +1.0%AF	3,073,000	3,073,000	0.00	2042	36/91	MBC - BPH	S&J
Nettie Leivasy PSD 11-B Water Reserve	03/02/11				0.00				
Nettie Leivasy PSD 11-C Water Revenue	09/29/11	0.00%	#1,000,000	669,110	0.00	2051	36/91	MBC - UNB	S&J
Nettie Leivasy PSD 11-C Water Reserve	09/29/11				26,152.30				
New Creek PSD 87-A Sewer Revenue	08/17/87	8.38%	200,757	147,655	9,940.42	2026	10/04	MBC - BNY	S&J
New Creek PSD 87-A Sewer Reserve	08/17/87				17,659.78				
New Creek PSD 87-B Sewer Revenue	08/17/87	0.00%	49,243	19,439	3,030.28	2026	10/	MBC - BNY2	S&J
New Creek PSD 87-B Sewer Reserve	08/17/87				2,220.51				
New Creek Water 04-B Water Revenue	11/18/04	0.00%	1,095,000	923,235	4,896.43	2044	36/91	MBC - UNB	S&J

ACCOUNT NAME	ISSUE DATE	INTEREST RATE	ORIGINAL ISSUE	OUTSTANDING (06/30/12)	ACCT - BAL (06/30/12)	LAST DEBT	DEBT MONTH	PAYING AGENT	BOND I COUNSEL
New Creek Water 04-B Water Reserve	11/18/04				18,045.56				
New Creek Water 04-C Water Revenue	11/18/04	3.00%	286,000	217,331	3,261.87	2026	36/91	MBC - UNB	S&J
New Creek Water 04-C Water Reserve	11/18/04				12,019.78				
New Cumberland 94-A Water & Sewer Rev	10/27/94	6.75%	647,121	538,329	24,404.00	2033	10/04	MBC - BNY	S&J
New Cumberland 94-A Water & Sewer Res	10/27/94				47,678.85				
New Cumberland 94-B Water & Sewer Rev	10/27/94	0.00%	498,666	93,495	4,719.30	2016	36/91	MBC - DEP	S&J
New Cumberland 94-B Water & Sewer Res	10/27/94				27,347.40				
New Cumberland 04-A Water & Sewer Rev	06/18/04	0.00%	238,600	194,527	1,124.92	2044	36/91	MBC - UNB	S&J
New Cumberland 04-A Water & Sewer Res	06/18/04				6,082.12				
New Cumberland 09-A Water & Sewer Rev	12/15/09	5.00%	764,000	720,944	33,791.84	2029	10/04	MBC - BNY	S&J
New Cumberland 09-A Water & Sewer Res	12/15/09				15,434.89	2029			
New Haven 82-B Sewer Sub Revenue	10/27/82	0.00%	89,500	19,351	2,476.03	2019	10/	MBC - BNY2	JK
New Haven 03-A & B Water Reserve	09/05/03				23,075.95				
New Haven 10-A Sewer Ref Revenue	11/09/10	3.69%	370,000	308,613	4,254.52	2019	99/99	MBC-BBT:BH	S&J
New Haven 10-A Sewer Ref Reserve	11/09/10				19,689.24				
New Haven 10-B Sewer Ref Revenue	12/16/10	0.00%	3,277,500	3,250,187	9,728.54	2042	36/91	MBC - DEP	S&J
New Haven 10-B Sewer Ref Reserve	12/16/10				3,641.98				S&J
New Haven PSD 00-A Water Revenue	03/02/00	0.000% - +1.0%AF	1,241,000	775,610	4,489.12	2031	36/91	MBC - BPH	S&J
New Haven PSD 00-A Water Reserve	03/02/00		LTR/CREDIT		0.00				
New Haven PSD 00-B Water Revenue	03/02/00	0.00%	9,004,675	6,407,142	21,392.50	2040	36/91	MBC - UNB	S&J
New Haven PSD 00-B Water Reserve	03/02/00		LTR/CREDIT		0.00				
New Haven PSD 00-C Water Revenue	09/21/00	AF+4.5%- 5.875%	1,605,000	1,420,000	23,211.70	2040	06/12	MBC - BNY	S&J
New Haven PSD 00-C Water Reserve	09/21/00		LTR/CREDIT		0.00				
New Haven PSD 00-D Water Revenue	09/21/00	0.000% - +1.0%AF	#767,354	478,533	2,751.47	2031	36/91	MBC - BPH	S&J
New Haven PSD 00-D Water Reserve	09/21/00		LTR/CREDIT		0.00				
New Haven PSD 01-A Water Revenue	03/29/01	0.00%	995,325	733,704	2,360.24	2041	36/91	MBC - UNB	S&J
New Haven PSD 01-A Water Reserve	03/29/01		LTR/CREDIT		0.00				
New Haven PSD 01-B Water Revenue	03/29/01	0.000% - +1.0%AF	732,646	482,300	2,592.95	2032	36/91	MBC - BPH	S&J
New Haven PSD 01-B Water Reserve	03/29/01		LTR/CREDIT		0.00				
New Haven PSD 07-A Water Reserve	10/23/07		LTR/CREDIT		0.00				
New Haven PSD 09-A Water Revenue	01/16/09	0.00%	802,000	745,801	1,745.32	2048	36/91	MBC - UNB	S&J
New Haven PSD 09-A Water Reserve	01/16/09		LTR/CREDIT		0.00				

ACCOUNT NAME	ISSUE DATE	INTEREST RATE	ORIGINAL ISSUE	OUTSTANDING (06/30/12)	ACCT - BAL (06/30/12)	LAST DEBT	DEBT MONTH	PAYING AGENT	BOND COUNSEL
New Haven PSD 09-B Water Revenue	08/12/09	0.00%	#680,000	625,310	1,811.93	2049	36/91	MBC - UNB	S&J
New Haven PSD 09-B Water Reserve	08/12/09		LTR/CREDIT		0.00				
New Martinsville 97-A Water & Sewer Rev	03/13/97	0.000% - +1.0%AF	385,000	129,938	9,639.81	2019	36/91	MBC - DEP	JK
New Martinsville 97-A Water & Sewer Res	03/13/97				24,833.87				
New Martinsville 97-B Water & Sewer Rev	03/13/97	0.00%	6,720,000	4,376,842	57,443.57	2037	36/91	MBC - UNB	JK
New Martinsville 97-B Water & Sewer Res	03/13/97				226,892.31				
New Martinsville 97-C Water & Sewer Rev	03/13/97	1.00%	420,000	420,000	0.00	2037	36/91	MBC - UNB	JK
New Martinsville 97-C Water & Sewer Res	03/13/97				0.00				
Newburg 02 Sewer Reserve	05/03/02				4,998.99				
Newburg 08-A Water Revenue	08/05/08	0.00%	522,000	491,292	1,064.75	2048	36/91	MBC - UNB	S&J
Newburg 08-A Water Reserve	08/05/08				3,187.44				
Newburg 10-A Water Reserve	07/19/10				0.00				
Nitro 95-A Sewer Revenue	07/27/95	2.000% - +1.0%AF	373,000	86,955	14,560.57	2016	36/91	MBC - DEP	V&W
Nitro 95-A Sewer Reserve	07/27/95				22,681.09				
Nitro 96-A Sewer Revenue	12/10/96	2.000% - +1.0%AF	4,575,502	1,568,888	61,798.52	2018	36/91	MBC - DEP	V&W
Nitro 96-A Sewer Reserve	12/10/96				278,205.05				
Nitro 00-A Sewer Revenue	06/28/00	0.000% - +0.5%AF	2,050,000	1,315,391	12,273.14	2031	36/91	MBC - DEP	VLF
Nitro 00-A Sewer Reserve	06/28/00				75,184.35				
Nitro 01-A Sewer Revenue	06/05/01	0.000% - +0.5%AF	543,800	353,456	3,459.35	2031	36/91	MBC - DEP	VLF
Nitro 01-A Sewer Reserve	06/05/01				19,374.79				
Nitro 09-A Sewer Revenue	11/12/09	0.000% - +1.0%AF	1,910,778	1,815,238	17,477.93	2031	36/91	MBC - DEP	VLF
Nitro 09-A Sewer Reserve	11/12/09				11,149.66				
North Beckley PSD 99 Sewer Revenue	01/28/99	0.000% - +1.0%AF	8,090,898	3,236,352	62,248.34	2020	36/91	MBC - DEP	BRM
North Beckley PSD 99 Sewer Reserve	01/28/99				405,740.79				BRM
North Beckley PSD 03-A Sewer Revenue	09/29/03	0.000% - +0.5%AF	5,307,741	4,069,252	38,300.78	2035	36/91	MBC - DEP	BRM
North Beckley PSD 03-A Sewer Reserve	09/29/03				177,451.56				
North Beckley PSD 09-A Sewer Revenue	10/29/09	0.000% - +1.0%AF	4,544,324	4,354,974	28,584.77	2041	36/91	MBC - DEP	S&J
North Beckley PSD 09-A Sewer Reserve	10/29/09				151,905.67				
North Hills 04 Sewer Reserve	02/19/04				45,701.88				BRM
Northern Jackson Cty PSD 10-A Sewer Rev	09/01/10	1.00%	550,000	550,000	1,443.48	2050	36/91	MBC - UNB	G&G
Northern Jackson Cty PSD 10-A Sewer Res	09/01/10				144.36				
Northern Jackson Cty PSD 95 Water Res	12/15/95				6,924.20				

ACCOUNT NAME	ISSUE DATE	INTEREST RATE	ORIGINAL ISSUE	OUTSTANDING (06/30/12)	ACCT - BAL (06/30/12)	LAST DEBT	DEBT MONTH	PAYING AGENT	BOND I COUNSEL
Northern Jackson Cty PSD 99 Water Res	06/24/99				26,665.17				
Northern Jackson Cty PSD 05-A Water Rev	06/23/05	0.00%	2,035,472	1,744,690	8,892.73	2045	36/91	MBC - UNB	G&G
Northern Jackson Cty PSD 05-A Water Res	06/23/05				52,919.22				
Northern Jackson Cty PSD 05-B Water Res	06/23/05				30,000.30				
Northern Jackson Cty PSD 05-C Water Res	06/23/05				3,599.85				
Northern Jackson Cty PSD 09-A Water Note	10/30/09	3.000% - 5.000%	#110,000	101,775	7,089.90	2029	14/71	MBC - BBT	G&G
Northern Jackson Cty PSD 09-A Water Res	10/30/09				754.99				
Northern Wayne Cty PSD 89-A Sewer Rev	03/16/89	8.40%	2,354,914	1,884,651	68,868.39	2029	10/04	MBC - BNY	JK
Northern Wayne Cty PSD 89-A Sewer Res	03/16/89				128,245.11				
Northern Wayne Cty PSD 89-C Sewer Rev	03/16/89	0.00%	349,086	161,117	6,409.77	2029	10/	MBC - BNY2	JK
Northern Wayne Cty PSD 89-C Sewer Res	03/16/89				5,553.92				
Northern Wayne Cty PSD 01-A S Design Rev	01/30/01	0.000% - +0.5%AF	497,857	327,748	881.88	2032	36/91	MBC - DEP	S&J
Northern Wayne Cty PSD 01-A S Design Res	01/30/01				9,810.16				
Northern Wayne Cty PSD 02A Sewer Ref Rev	12/01/02	3.500% - 5.500%	1,860,000	1,420,000	35,252.22	2029	03/09	MBC - DTC	S&J
Northern Wayne Cty PSD 02A Sewer Ref Res	12/01/02				86,025.95				
Northern Wayne Cty PSD 05-A Sewer Rev	10/04/05	0.000% - +0.5%AF	4,536,000	3,704,400	13,461.37	2036	36/91	MBC - DEP	S&J
Northern Wayne Cty PSD 05-A Sewer Res	10/04/05				17,165.01				
Norton-Harding-Jimtown PSD 06A Sewer Rev	10/12/06	0.00%	333,000	294,318	357.78	2046	36/91	MBC - UNB	S&J
Norton-Harding-Jimtown PSD 06A Sewer Res	10/12/06				3,870.17				
Norton-Harding-Jimtown PSD 99A Water Rev	02/23/99	0.00%	1,380,000	943,718	223.54	2038	36/91	MBC - UNB	S&J
Norton-Harding-Jimtown PSD 99A Water Res	02/23/99				25,630.79				
Norton-Harding-Jimtown PSD 04A Water Rev	11/30/04	4.90%	117,237	72,245	5,516.55	2019	04/10	MBC - BBT	S&J
Norton-Harding-Jimtown PSD 04A Water Res	11/30/04				8,226.02				S&J
Norton-Harding-Jimtown PSD 04B Water Rev	11/30/04	5.50%	105,336	83,308	3,299.24	2026	04/10	MBC - BBT	S&J
Norton-Harding-Jimtown PSD 04B Water Res	11/30/04				5,975.03				S&J
Norton-Harding-Jimtown PSD 04C Water Rev	11/30/04	6.00%	798,427	760,034	13,171.56	2044	04/10	MBC - BBT	S&J
Norton-Harding-Jimtown PSD 04C Water Res	11/30/04				38,443.15				
Norton-Harding-Jimtown PSD 07A Water Res	09/26/07				560.67				S&J
Nutter Fort 02 Sewer Revenue	06/04/02	0.000% - +0.5%AF	1,053,812	684,970	4,873.49	2028	36/91	MBC - DEP	S&J
Nutter Fort 02 Sewer Reserve	06/04/02				50,991.61				
Nutter Fort 03 Sewer Revenue	07/30/03	0.00%	328,000	216,480	5,321.84	2028	36/91	MBC - UNB	S&J
Nutter Fort 03 Sewer Reserve	07/30/03				15,589.43				

ACCOUNT NAME	ISSUE DATE	INTEREST RATE	ORIGINAL ISSUE	OUTSTANDING (06/30/12)	ACCT - BAL (06/30/12)	LAST DEBT	DEBT MONTH	PAYING AGENT	BOND COUNSEL
Nutter Fort 09-A Water Revenue	02/17/09	0.00%	1,815,000	1,720,712	3,714.17	2048	36/91	MBC - UNB	S&J
Nutter Fort 09-A Water Reserve	02/17/09				47,177.18				
Oak Hill 03 Stormwater Revenue	08/20/03	4.29%	1,035,000	505,746	8,496.18	2018	99/99	MBC-BBT:BH	BRM
Oak Hill 03 Stormwater Reserve	08/20/03				86,348.51				
Oak Hill 07 Stormwater Revenue	06/20/07	4.28%	1,050,000	771,571	8,795.31	2022	99/99	MBC-BBT:BH	BRM
Oak Hill 07 Stormwater Reserve	06/20/07				48,318.89				
Oak Hill 88-A Sewer Revenue	08/25/88	9.00%	1,764,285	1,405,379	72,935.73	2028	10/04	MBC - BNY	S&J
Oak Hill 88-A Sewer Reserve	08/25/88				164,554.50				
Oak Hill 88-B Sewer Revenue	08/25/88	0.00%	441,071	192,251	13,883.69	2028	10/	MBC - BNY2	S&J
Oak Hill 88-B Sewer Reserve	08/25/88				19,363.69				
Oak Hill 91-A Sewer Revenue	03/28/91	8.10%	1,817,920	1,445,426	69,994.28	2029	10/04	MBC - BNY	S&J
Oak Hill 91-A Sewer Reserve	03/28/91				155,351.07				
Oak Hill 91-B Sewer Revenue	03/28/91	0.00%	82,080	38,880	2,230.28	2029	10/	MBC - BNY2	S&J
Oak Hill 91-B Sewer Reserve	03/28/91				3,697.34				
Oak Hill 96-A Sewer Revenue	08/20/96	2.000% - +1.0%AF	1,000,000	288,553	7,294.27	2017	36/91	MBC - DEP	S&J
Oak Hill 96-A Sewer Reserve	08/20/96				60,807.34				
Oakland PSD 95 Water Revenue	06/28/95	6.75%	579,740	482,275	21,259.96	2033	10/04	MBC - BNY	G&G
Oakland PSD 95 Water Reserve	06/28/95				42,714.23				
Oakland PSD 12-A Water Revenue	05/24/12	0.000% - +1.0%AF	#3,014,455	75,362	0.00	2044	36/91	MBC - BPH	S&J
Oakland PSD 12-A Water Reserve	05/24/12				0.00				
Oakvale Road PSD 96 Water Revenue	12/04/96	3.00%	12,700,000	9,533,219	59,729.18	2037	36/91	MBC - UNB	S&J
Oakvale Road PSD 96 Water Reserve	12/04/96		LTR/CREDIT		0.00				
Oakvale Road PSD 99-A Water Revenue	04/23/99	3.00%	#1,268,489	1,011,066	7,503.61	2039	36/91	MBC - UNB	S&J
Oakvale Road PSD 99-A Water Reserve	04/23/99		LTR/CREDIT		0.00				
Oakvale Road PSD 99-B Water Revenue	11/04/99	3.00%	731,511	586,228	7,674.10	2039	36/91	MBC - UNB	S&J
Oakvale Road PSD 99-B Water Reserve	11/04/99				31,650.90				
Oakvale Road PSD 02-A Water Revenue	06/04/02	0.00%	558,620	418,965	1,293.67	2042	36/91	MBC - UNB	S&J
Oakvale Road PSD 02-A Water Reserve	06/04/02		LTR/CREDIT		0.00				
Oakvale Road PSD 11-A Water Revenue	09/08/11	0.00%	#3,400,000	1,081,618	0.00	2051	36/91	MBC - UNB	S&J
Oakvale Road PSD 11-A Water Reserve	09/08/11		LTR/CREDIT		0.00				
Oceana 92-A Sewer Revenue	11/18/92	7.75%	952,364	780,832	34,249.21	2031	10/04	MBC - BNY	G&G
Oceana 92-A Sewer Reserve	11/18/92				78,080.69				

ACCOUNT NAME	ISSUE DATE	INTEREST RATE	ORIGINAL ISSUE	OUTSTANDING (06/30/12)	ACCT - BAL (06/30/12)	LAST DEBT	DEBT MONTH	PAYING AGENT	BOND I COUNSEL
Oceana 92-B Sewer Revenue	11/18/92	0.00%	31,746	16,280	674.31	2031	10/	MBC - BNY2	G&G
Oceana 92-B Sewer Reserve	11/18/92				817.49				
Oceana 00-A Sewer Revenue	06/16/00	0.000% - +0.5%AF	5,364,000	3,531,300	30,659.31	2032	36/91	MBC - DEP	S&J
Oceana 00-A Sewer Reserve	06/16/00				178,913.40				
Oceana 00-B Sewer Revenue	06/16/00	0.00%	7,273,500	5,324,368	30,320.61	2040	36/91	MBC - UNB	S&J
Oceana 00-B Sewer Reserve	06/16/00				190,276.67				
Oceana 96 Water Rev & Ref Revenue	09/20/96	6.25%	2,172,800	1,841,804	74,077.00	2035	10/04	MBC - BNY	G&G
Oceana 96 Water Rev & Ref Reserve	09/20/96				150,208.35				
Ohio County Develop 11-A Water Rev	02/28/11	3.00%	#1,600,000	1,205,627	0.00	2032	36/91	MBC - UNB	JK
Ohio County Develop 11-A Water Res	02/28/11				0.00				
Ohio County PSD 86-A Sewer Revenue	05/16/86	9.75%	100,320	75,041	4,708.51	2025	10/04	MBC - BNY	S&J
Ohio County PSD 86-A Sewer Reserve	05/16/86				10,063.74				
Ohio County PSD 86-B Sewer Revenue	05/16/86	0.00%	49,961	17,935	3,085.45	2025	10/	MBC - BNY2	S&J
Ohio County PSD 86-B Sewer Reserve	05/16/86				2,846.75				
Ohio County PSD 88-A Sewer Revenue	09/30/88	9.00%	694,925	553,557	34,178.14	2028	10/04	MBC - BNY	S&J
Ohio County PSD 88-A Sewer Reserve	09/30/88				64,818.55				
Ohio County PSD 88-B Sewer Revenue	09/30/88	0.00%	173,731	75,721	9,307.34	2028	10/	MBC - BNY2	S&J
Ohio County PSD 88-B Sewer Reserve	09/30/88				5,179.82				
Ohio County PSD 89-A Sewer Revenue	04/03/89	8.40%	1,013,841	811,382	34,907.31	2029	10/04	MBC - BNY	S&J
Ohio County PSD 89-A Sewer Reserve	04/03/89				89,021.48				
Ohio County PSD 89-B Sewer Revenue	04/03/89	0.00%	150,288	69,364	5,435.60	2029	10/	MBC - BNY2	S&J
Ohio County PSD 89-B Sewer Reserve	04/03/89				4,483.39				
Ohio County PSD 97-A Sewer Revenue	10/15/97	0.00%	1,081,000	692,949	4,731.99	2037	36/91	MBC - UNB	S&J
Ohio County PSD 97-A Sewer Reserve	10/15/97				35,620.94				
Ohio County PSD 02-A Water Revenue	05/30/02	3.00%	528,000	305,966	6,754.07	2022	36/91	MBC - UNB	S&J
Ohio County PSD 02-A Water Reserve	05/30/02				35,571.94				
Ohio County PSD 70-B & 81-C Water Res	03/10/81				202,909.69				
Ohio County PSD 92 A+B+C Water Reserve	05/16/86				93,729.04				
Ohio County Schools 11 Ref GO	11/15/11		6,715,000	6,165,000	0.00	2018	06/12	MBC - DTC	S&J
Ohio County Schools 93 GO Escrow	06/01/93	5.100% - 7.000%	14,800,000	6,245,000	11,363,273.06	2018	06/12	WESBK-WHEEL	G&G
Paden City 87-A Sewer Revenue	04/28/87	8.38%	536,426	394,537	27,631.04	2026	10/04	MBC - BNY	S&J
Paden City 87-A Sewer Reserve	04/28/87				47,184.66				

ACCOUNT NAME	ISSUE DATE	INTEREST RATE	ORIGINAL ISSUE	OUTSTANDING (06/30/12)	ACCT - BAL (06/30/12)	LAST DEBT	DEBT MONTH	PAYING AGENT	BOND I COUNSEL
Paden City 87-B Sewer Revenue	04/28/87	0.00%	131,574	51,938	4,553.13	2026	10/	MBC - BNY2	S&J
Paden City 87-B Sewer Reserve	04/28/87				4,129.80				
Paden City 11-A Sewer Reserve	02/03/11				11,194.68				
Paden City 82 Water Reserve	12/02/82				21,333.65				
Paden City 01-A Water Reserve	04/26/01				69,681.72				
Page-Kincaid PSD 88-A Sewer Revenue	07/01/88	9.00%	112,000	89,216	5,287.39	2028	10/04	MBC - BNY	S&J
Page-Kincaid PSD 88-A Sewer Reserve	07/01/88				10,444.70				
Page-Kincaid PSD 88-B Sewer Revenue	07/01/88	0.00%	28,000	12,204	872.50	2028	10/	MBC - BNY2	S&J
Page-Kincaid PSD 88-B Sewer Reserve	07/01/88				1,395.70				
Page-Kincaid PSD 09-A Sewer Reserve	06/11/09				3,283.36				
Page-Kincaid PSD 09-B Sewer Revenue	06/11/09	0.00%	470,000	451,688	1,016.72	2049	36/91	MBC - UNB	S&J
Page-Kincaid PSD 09-B Sewer Reserve	06/11/09				1,017.50				
Parkersburg 03-A Parking Revenue	06/01/03	5.00%	670,000	365,000	10,986.27	2018	06/12	MBC - DTC	G&G
Parkersburg 03-A Parking Reserve	06/01/03				67,056.67				
Parkersburg 03-A Water & Sewer Revenue	03/04/03	3.00%	4,000,000	2,679,234	22,648.61	2024	36/91	MBC - UNB	S&J
Parkersburg 03-A Water & Sewer Reserve	03/04/03				227,617.35				
Parkersburg 03-B Water & Sewer Revenue	03/04/03	5.00%	3,250,000	2,273,012	135,949.87	2023	10/04	MBC - BNY	S&J
Parkersburg 03-B Water & Sewer Reserve	03/04/03				256,946.77				
Parkersburg 03-D Water & Sewer Revenue	08/04/03	3.00%	926,000	630,945	5,388.58	2024	36/91	MBC - UNB	S&J
Parkersburg 03-D Water & Sewer Reserve	08/04/03				50,866.36				
Parkersburg 03-E Water & Sewer Revenue	08/04/03	2.000% - +1.0%AF	4,326,705	2,902,523	24,171.57	2024	36/91	MBC - DEP	S&J
Parkersburg 03-E Water & Sewer Reserve	08/04/03				208,964.42				
Parkersburg 05-A Water & Sewer Revenue	08/01/05	3.000% - 5.000%	34,950,000	27,110,000	1,837,119.39	2025	08/02	MBC - DTC	S&J
Parkersburg 05-A Water & Sewer Reserve	08/15/05				2,622,775.00				
Parkersburg 06-C Water & Sewer Revenue	06/15/06	3.700% - 5.000%	17,425,000	12,525,000	1,152,255.68	2020	09/03	MBC - DTC	S&J
Parkersburg 06-C Water & Sewer Reserve	06/15/06				1,705,397.24				
Parkersburg 06-D Water & Sewer Ref Rev	12/14/06	0.000% - +0.5%AF	9,000,000	7,725,000	27,219.12	2038	36/91	MBC - DEP	S&J
Parkersburg 06-D Water & Sewer Ref Res	12/14/06				130,497.24				S&J
Parkersburg 06-E Water & Sewer Revenue	12/14/06	0.000% - +0.5%AF	4,175,342	3,628,757	13,408.08	2037	36/91	MBC - DEP	S&J
Parkersburg 06-E Water & Sewer Reserve	12/14/06				146,415.53				
Parkersburg 11-A Water & Sewer Revenue	03/16/11	2.000% - +1.0%AF	#5,800,000	5,189,102	0.00	2032	36/91	MBC - BPH	S&J
Parkersburg 11-A Water & Sewer Reserve	03/16/11				0.00				

ACCOUNT NAME	ISSUE DATE	INTEREST RATE	ORIGINAL ISSUE	OUTSTANDING (06/30/12)	ACCT - BAL (06/30/12)	LAST DEBT	DEBT MONTH	PAYING AGENT	BOND COUNSEL
Parkersburg 12-A Water & Sewer Revenue	05/23/12	0.000% - +0.5%AF	#5,731,700	487,967	0.00	2033	36/91	MBC - DEP	S&J
Parkersburg 12-A Water & Sewer Reserve	05/23/12				0.00				
Parsons 89-A Water & Sewer Revenue	11/22/89	8.40%	269,103	215,365	10,545.33	2029	10/04	MBC - BNY	S&J
Parsons 89-A Water & Sewer Reserve	11/22/89				23,628.36				
Parsons 89-B Water & Sewer Revenue	11/22/89	0.00%	39,891	18,411	1,959.67	2029	10/	MBC - BNY2	S&J
Parsons 89-B Water & Sewer Reserve	11/22/89				1,611.40				
Parsons 96 Water & Sewer Revenue	05/08/96	6.25%	457,500	387,110	14,055.46	2035	10/04	MBC - BNY	S&J
Parsons 96 Water & Sewer Reserve	05/08/96				31,570.65				
Parsons 06-A Water & Sewer Revenue	08/22/06	0.00%	454,300	398,611	2,110.91	2046	36/91	MBC - UNB	S&J
Parsons 06-A Water & Sewer Reserve	08/22/06				5,825.48				
Parsons 07-A Water & Sewer Revenue	04/24/07	0.00%	1,109,250	901,260	8,904.32	2028	36/91	MBC - UNB	S&J
Parsons 07-A Water & Sewer Reserve	04/24/07				21,760.66				
Parsons 10-A Water & Sewer Revenue	05/04/10	0.00%	#1,150,000	1,024,514	2,472.68	2049	36/91	MBC - UNB	S&J
Parsons 10-A Water & Sewer Reserve	05/04/10				29,681.68				
Paw Paw Rt 19 PSD 08-A Water Reserve	06/09/08				16,195.02				
Pea Ridge PSD 92 Sewer Revenue	12/28/92	3.00%	1,250,000	120,000	6,288.99	2013	36/91	MBC - DEP	S&J
Pea Ridge PSD 92 Sewer Reserve	12/28/92				88,699.51				
Pea Ridge PSD 00 Sewer Sys Design Rev	03/07/00	2.000% - +1.0%AF	477,000	232,224	3,184.71	2021	36/91	MBC - DEP	S&J
Pea Ridge PSD 00 Sewer Sys Design Res	03/07/00				28,998.92				
Pea Ridge PSD 03-A Sewer Revenue	08/19/03	0.000% - +0.5%AF	12,429,500	9,425,689	51,979.55	2035	36/91	MBC - DEP	S&J
Pea Ridge PSD 03-A Sewer Reserve	08/19/03				309,065.14				
Pea Ridge PSD 03-B Sewer Revenue	08/19/03	5.00%	100,000	71,516	4,264.56	2023	10/04	MBC - BNY	S&J
Pea Ridge PSD 03-B Sewer Reserve	08/19/03				8,069.22				
Pea Ridge PSD 04-A Sewer Revenue	03/01/04	3.250% - 5.100%	2,620,000	1,460,000	64,598.92	2020	05/11	MBC - DTC	S&J
Pea Ridge PSD 04-A Sewer Reserve	03/01/04				240,027.06				
Pea Ridge PSD 07-A Sewer Revenue	08/28/07	0.000% - +0.5%AF	1,043,821	913,336	3,080.04	2038	36/91	MBC - DEP	S&J
Pea Ridge PSD 07-A Sewer Reserve	08/28/07				13,341.04				
Pendleton Cty PSD 09-A Water Reserve	10/26/09				1,121.19				
Petersburg 87-A Sewer Revenue	04/23/87	8.38%	650,306	478,294	19,056.28	2026	10/04	MBC - BNY	S&J
Petersburg 87-A Sewer Reserve	04/23/87				57,186.55				
Petersburg 87-B Sewer Revenue	04/23/87	0.00%	159,506	62,964	700.20	2026	10/	MBC - BNY2	S&J
Petersburg 87-B Sewer Reserve	04/23/87				3,993.02				

ACCOUNT NAME	ISSUE DATE	INTEREST RATE	ORIGINAL ISSUE	OUTSTANDING (06/30/12)	ACCT - BAL (06/30/12)	LAST DEBT	DEBT MONTH	PAYING AGENT	BOND COUNSEL
Petersburg 95 Sewer Revenue	03/02/95	3.00%	739,532	174,263	811.21	2016	36/91	MBC - DEP	S&J
Petersburg 95 Sewer Reserve	03/02/95				38,712.58				
Petersburg 03-A Sewer Revenue	07/15/03	0.000% - +0.5%AF	4,415,311	3,490,461	2,146.13	2041	36/91	MBC - DEP	S&J
Petersburg 03-A Sewer Reserve	07/15/03				55,066.42				
Petersburg 96 Water Revenue	08/29/96	6.25%	492,590	416,802	12,442.15	2035	10/04	MBC - BNY	S&J
Petersburg 96 Water Reserve	08/29/96				33,980.71				
Petersburg 09-A Water Revenue	04/16/09	2.000% - +1.0%AF	#2,700,000	2,213,729	18,561.44	2030	36/91	MBC - BPH	S&J
Petersburg 09-A Water Reserve	04/16/09				25,994.32				
Petersburg 09-C Water Revenue	08/13/09	0.00%	#2,500,000	2,335,012	6,851.81	2040	36/91	MBC - BPH	S&J
Petersburg 09-C Water Reserve	08/13/09				13,891.26				
Philippi 02 Sewer Revenue	11/12/02	0.000% - +0.5%AF	1,162,700	833,254	28,316.43	2033	36/91	MBC - DEP	S&J
Philippi 02 Sewer Reserve	11/12/02				39,061.71				
Philippi 10-A Sewer Revenue	03/02/10	3.000% - 5.000%	#325,000	252,605	21,136.97	2030	14/71	MBC - BBT	S&J
Philippi 10-A Sewer Reserve	03/02/10				687.28				
Philippi 09-B Water Reserve	04/16/09				15,686.63				
Philippi 11-A Water Reserve	06/09/11				0.00				
Philippi 11-B Water Revenue	06/09/11	0.00%	#2,074,000	847,584	0.00	2043	36/91	MBC - UNB	S&J
Philippi 11-B Water Reserve	06/09/11				0.00				
Philippi 11-C Water Revenue	06/09/11	0.00%	#1,946,000	16,400	0.00	2051	36/91	MBC - UNB	S&J
Philippi 11-C Water Reserve	06/09/11				0.00				
Piedmont 01-A Water Reserve	03/15/01				24,706.90				
Piedmont 01-B Water Reserve	03/15/01				9,104.28				
Pineville 08-A Water Reserve	09/15/08				6,747.25				
Pleasant Hill PSD 04 Water Reserve	01/01/04				8,134.23				
Pleasant Valley PSD 95 Water Revenue	12/07/95	6.75%	476,000	396,400	12,944.78	2033	10/04	MBC - BNY	S&J
Pleasant Valley PSD 95 Water Reserve	12/07/95				35,098.98				
Pleasants County Schools 11 GO	07/13/11		18,050,000	17,065,000	90,822.73	2026	05/11	MBC - DTC	BRM
Pleasants County Schools 11 GO Sur Col	07/13/11				226,370.43				
Pleasants Cty Devel Auth 10A W Lease Rev	06/11/10	0.00%	#3,000,000	2,303,392	0.00	2027	36/91	MBC - UNB	JK
Pleasants Cty Devel Auth 10A W Lease Res	06/11/10				147,305.81				
Pleasants Cty Devel Auth 10B W Lease Rev	06/11/10	4.00%	100,000	100,000	1,243.98	2027	04/10	MBC - BNY	JK
Pleasants Cty Devel Auth 10B W Lease Res	06/11/10				6,151.54				

ACCOUNT NAME	ISSUE DATE	INTEREST RATE	ORIGINAL ISSUE	OUTSTANDING (06/30/12)	ACCT - BAL (06/30/12)	LAST DEBT	DEBT MONTH	PAYING AGENT	BOND I COUNSEL
Pleasants Cty Devel Auth 10C W Lease Rev	08/19/10	4.00%	900,000	900,000	13,728.54	2027	04/10	MBC - BNY	JK
Pleasants Cty Devel Auth 10C W Lease Res	08/19/10				34,822.92				
Pleasants Cty PSD 10-A Water Reserve	06/11/10				0.00				
Poca 87-A Sewer Revenue	03/12/87	8.38%	878,743	646,307	31,228.55	2026	10/04	MBC - BNY	S&J
Poca 87-A Sewer Reserve	03/12/87				77,294.13				
Poca 87-B Sewer Revenue	03/12/87	0.00%	215,535	85,079	4,314.51	2026	10/	MBC - BNY2	S&J
Poca 87-B Sewer Reserve	03/12/87				7,445.67				
Poca 90-A Sewer Revenue	02/23/90	7.85%	214,969	168,663	6,800.77	2029	10/04	MBC - BNY	S&J
Poca 90-A Sewer Reserve	02/23/90				17,817.00				
Poca 90-B Sewer Revenue	02/23/90	0.00%	10,031	4,630	195.39	2029	10/	MBC - BNY2	S&J
Poca 90-B Sewer Reserve	02/23/90				333.16				
Pocahontas Cty PSD 08-A Sewer Revenue	12/30/08	0.00%	#2,500,000	1,861,749	5,265.31	2048	36/91	MBC - UNB	S&J
Pocahontas Cty PSD 08-A Sewer Reserve	12/30/08				64,104.39				
Pocahontas Cty PSD 11-A Water Revenue	02/24/11	0.00%	#296,250	278,768	633.14	2050	36/91	MBC - UNB	S&J
Pocahontas Cty PSD 11-A Water Reserve	02/24/11				254.94				
Preston County PSD #1 95-A Water Reserve	09/19/95				35,635.77				
Preston County PSD #1 95-B Water Reserve	09/19/95				65,635.75				
Preston County PSD #1 07-A Water Revenue	07/12/07	0.00%	#1,391,300	1,264,810	3,011.03	2047	36/91	MBC - UNB	S&J
Preston County PSD #1 07-A Water Reserve	07/12/07				37,751.78				
Preston County PSD #1 07-B Water Revenue	07/12/07	0.000% - +1.0%AF	806,838	712,702	2,579.93	2038	36/91	MBC - BPH	S&J
Preston County PSD #1 07-B Water Reserve	07/12/07				28,011.31				
Preston County Schools 11 GO	06/02/11	2.000% - 4.000%	39,600,000	37,795,000	221,203.92	2026	05/11	MBC - DTC	BRM
Preston County Schools 11 GO Sur Col	06/02/11				454,713.25				
Preston Cty PSD #4 (East) 97-A Water Revenue	11/07/97	6.25%	290,000	247,145	8,957.57	2035	10/04	MBC - BNY	S&J
Preston Cty PSD #4 (East) 97-A Water Reserve	11/07/97				20,151.16				
Preston Cty PSD #4 10-A Water Revenue	12/22/10	3.00%	1,030,000	982,071	5,587.52	2031	36/91	MBC - UNB	S&J
Preston Cty PSD #4 10-A Water Reserve	12/22/10				10,349.73				
Prichard PSD 05-A Sewer Revenue	12/13/05	0.00%	817,354	710,510	1,779.74	2045	36/91	MBC - UNB	S&J
Prichard PSD 05-A Sewer Reserve	12/13/05				24,235.76				
Princeton 11 Sewer Refunding Revenue	03/03/11	0.000% - +0.5%AF	9,100,000	7,083,530	383.73	2042	36/91	MBC - DEP	G&G
Princeton 11 Sewer Refunding Reserve	03/03/11				0.00				G&G
Pt Pleasant 89-A Water & Sewer Revenue	06/27/89	8.40%	1,837,600	1,470,641	85,235.62	2029	10/04	MBC - BNY	S&J

ACCOUNT NAME	ISSUE DATE	INTEREST RATE	ORIGINAL ISSUE	OUTSTANDING (06/30/12)	ACCT - BAL (06/30/12)	LAST DEBT	DEBT MONTH	PAYING AGENT	BOND I COUNSEL
Pt Pleasant 89-A Water & Sewer Reserve	06/27/89				161,351.84				
Pt Pleasant 89-B Water & Sewer Revenue	06/27/89	0.00%	272,400	125,723	10,493.68	2029	10/	MBC - BNY2	S&J
Pt Pleasant 89-B Water & Sewer Reserve	06/27/89				11,958.86				
Putnam County Schools 10 GO	03/24/10	3.000% - 4.000%	56,750,000	50,885,000	278,163.72	2025	05/11	MBC - DTC	G&G
Putnam County Schools 10 GO Sur Col	03/24/10				603,826.35				
Putnam Cty Building Comm 00-A Water Rev	01/27/00	4.350% - 6.375%	6,610,000	5,850,000	74,524.52	2039	06/12	MBC - BNY	S&J
Putnam Cty Building Comm 00-B Water Rev	01/27/00	4.350% - 6.375%	3,800,000	2,515,000	30,367.68	2039	06/12	MBC - BNY	S&J
Putnam Cty Building Comm 08-A Water Rev	07/23/08	0.00%	2,845,524	2,656,294	6,307.17	2046	36/91	MBC - UNB	S&J
Putnam Cty Building Comm 08-A Water Res	07/23/08				76,156.49				
Putnam PSD 93-A Sewer Revenue	03/30/93	0.00%	267,000	19,778	1,510.58	2013	36/91	MBC - DEP	JK
Putnam PSD 93-A Sewer Reserve	03/30/93				15,259.62				
Putnam PSD 02-A Sewer Reserve	03/07/02				361,408.28				
Putnam PSD 02-B Sewer Revenue	03/07/02	2.000% - +1.0%AF	1,422,000	851,619	8,536.18	2023	36/91	MBC - DEP	S&J
Putnam PSD 02-B Sewer Reserve	03/07/02				84,004.20				
Putnam PSD 06-A Sewer Reserve	05/12/06				111,896.06				
Putnam PSD 06-B Sewer Reserve	05/12/06				47,603.60				
Putnam PSD 07-A Sewer Revenue	03/19/07	3.00%	#2,330,000	1,968,294	13,895.96	2028	36/91	MBC - UNB	S&J
Putnam PSD 07-A Sewer Reserve	03/19/07				63,619.97				
Putnam PSD 08-A Sewer Revenue	01/28/08	2.000% - +1.0%AF	3,680,000	3,217,107	22,362.25	2029	36/91	MBC - DEP	S&J
Putnam PSD 08-A Sewer Reserve	01/28/08				223,744.93				
Putnam PSD 08-B Sewer Revenue	06/06/08	0.00%	502,000	465,877	1,093.53	2047	36/91	MBC - UNB	S&J
Putnam PSD 08-B Sewer Reserve	06/06/08				3,726.65				
Putnam PSD 09-A Sewer Reserve	06/26/09				24,034.52				
Putnam PSD 09-C Sewer Revenue	10/29/09	0.000% - +1.0%AF	1,050,500	1,011,104	9,546.83	2031	36/91	MBC - DEP	S&J
Putnam PSD 09-C Sewer Reserve	10/29/09				4,816.07				S&J
Putnam PSD 99-A Water Revenue	06/16/99	5.80%	6,440,000	6,115,744	123,588.70	2038	10/04	MBC - BNY	S&J
Putnam PSD 99-A Water Reserve	06/16/99				390,722.96				
Putnam PSD 99-B Water Revenue	06/16/99	3.400% - 5.500%	5,425,000	4,165,000	182,348.11	2038	10/04	MBC - BNY	S&J
Putnam PSD 99-B Water Reserve	06/16/99				357,521.17				
Putnam PSD 06-A Water Reserve	05/12/06				178,711.60				
Putnam PSD 08-A Water Revenue	01/28/08	5.00%	1,436,000	1,396,323	29,917.87	2047	10/04	MBC - BBT	S&J
Putnam PSD 08-A Water Reserve	01/28/08				84,410.94				

ACCOUNT NAME	ISSUE DATE	INTEREST RATE	ORIGINAL ISSUE	OUTSTANDING (06/30/12)	ACCT - BAL (06/30/12)	LAST DEBT	DEBT MONTH	PAYING AGENT	BOND I COUNSEL
Putnam PSD 09-A Water Revenue	12/04/09	2.00%	627,000	588,156	3,405.59	2030	36/91	MBC - BPH	S&J
Putnam PSD 09-A Water Reserve	12/04/09				6,356.17				
Putnam PSD 09-B Water Revenue	12/04/09	2.00%	100,000	93,805	506.08	2030	36/91	MBC - BPH	S&J
Putnam PSD 09-B Water Reserve	12/04/09				962.99				
Putnam PSD 10-A Water Reserve	12/21/10				0.00				
Putnam PSD 10-B Water Reserve	12/21/10				0.00				
Putnam Union PSD 97-A Water Revenue	03/07/97	6.25%	350,000	296,956	11,492.21	2035	10/04	MBC - BNY	JK
Putnam Union PSD 97-A Water Reserve	03/07/97				24,218.78				
Raleigh County PSD 05-A Water Reserve	09/28/05				55,496.71				
Raleigh County PSD 05-B Water Reserve	09/28/05				3,856.07				
Ravenclyff-McGraws-Saulsvile PSD 09A Res	02/02/09				8,999.85				
Ravenclyff-McGraws-Saulsvile PSD 09B Rev	02/02/09	0.00%	1,586,000	1,503,608	3,248.47	2048	36/91	MBC - UNB	S&J
Ravenclyff-McGraws-Saulsvile PSD 09B Res	02/02/09				8,586.14				
Ravenclyff-McGraws-Saulsvile PSD 12A Res	03/19/12				0.00				
Ravenswood 02 Sewer Revenue	12/19/02	4.75%	#320,000	27,549	19,527.88	2014	99/99	MBC-WESBK:BH	BRM
Ravenswood 06-A Sewer Reserve	06/19/06				84,119.23				
Ravenswood 06-B Sewer Reserve	06/19/06				41,583.74				
Ravenswood 12-A Sewer Reserve	06/07/12				0.00				
Ravenswood 99 Water Ref Revenue	03/30/99	5.00%	485,000	205,000	35,955.98	2017	07/01	MBC-UB:BH	VLF
Ravenswood 06-A Water Revenue	04/25/06	3.00%	733,958	589,340	11,878.86	2027	36/91	MBC - UNB	S&J
Ravenswood 06-A Water Reserve	04/25/06				26,845.48				
Red Sulphur PSD 87-A Water & Sewer Rev	11/16/87	8.38%	738,647	543,269	25,914.86	2026	10/04	MBC - BNY	S&J
Red Sulphur PSD 87-A Water & Sewer Res	11/16/87				64,958.76				
Red Sulphur PSD 87-B Water & Sewer Rev	11/16/87	0.00%	181,173	71,516	3,581.59	2026	10/	MBC - BNY2	S&J
Red Sulphur PSD 87-B Water & Sewer Res	11/16/87				4,769.02				
Red Sulphur PSD 02-A Water & Sewer Res	07/11/02				38,975.05				
Red Sulphur PSD 03-A Water & Sewer Res	07/21/03				33,128.89				
Red Sulphur PSD 05-A Water & Sewer Rev	08/11/05	0.00%	4,150,000	3,627,814	9,038.68	2045	36/91	MBC - UNB	S&J
Red Sulphur PSD 05-A Water & Sewer Res	08/11/05				53,096.03				
Red Sulphur PSD 06-A Water & Sewer Res	11/06/06				16,525.16				
Red Sulphur PSD 06-B Water & Sewer Rev	11/06/06	0.00%	473,000	473,000	58,448.54	2046	36/91	MBC - UNB	S&J
Red Sulphur PSD 06-B Water & Sewer Res	11/06/06				10,461.01				

ACCOUNT NAME	ISSUE DATE	INTEREST RATE	ORIGINAL ISSUE	OUTSTANDING (06/30/12)	ACCT - BAL (06/30/12)	LAST DEBT	DEBT MONTH	PAYING AGENT	BOND COUNSEL
Red Sulphur PSD 11-A Water & Sewer Res	03/17/11				0.00				
Reedsville 01 Sewer Reserve	08/22/01				11,659.98				
Reedsville 12-A Sewer Revenue	03/15/12	0.000% - +0.5%AF	#1,770,000	112,920	0.00	2052	36/91	MBC - DEP	S&J
Reedsville 12-A Sewer Reserve	03/15/12				0.00				
Richwood 02 Water & Sewer Revenue	12/18/02	0.000% - +0.5%AF	682,314	477,618	4,933.10	2033	36/91	MBC - DEP	BRM
Richwood 02 Water & Sewer Reserve	12/18/02				25,007.49				
Richwood 09-A Water & Sewer Revenue	09/02/09	0.00%	1,308,155	1,257,515	2,813.42	2049	36/91	MBC - UNB	S&J
Richwood 09-A Water & Sewer Reserve	09/02/09				5,347.75				
Ridgeley 88-A Sewer Revenue	08/04/88	9.00%	159,327	126,913	6,648.24	2028	10/04	MBC - BNY	S&J
Ridgeley 88-A Sewer Reserve	08/04/88				14,858.69				
Ridgeley 88-B Sewer Revenue	08/04/88	0.00%	39,832	17,370	867.05	2028	10/	MBC - BNY2	S&J
Ridgeley 88-B Sewer Reserve	08/04/88				1,034.45				
Ridgeley 03-A Sewer Revenue	03/11/03	0.000% - +0.5%AF	665,979	488,379	3,953.47	2034	36/91	MBC - DEP	S&J
Ridgeley 03-A Sewer Reserve	03/11/03				18,135.43				
Ripley 89-A Sewer Revenue	12/28/89	7.85%	487,262	373,566	22,288.26	2028	10/04	MBC - BNY	G&G
Ripley 89-A Sewer Reserve	12/28/89				40,559.14				
Ripley 89-B Sewer Revenue	12/28/89	0.00%	22,738	10,172	791.82	2028	10/	MBC - BNY2	G&G
Ripley 89-B Sewer Reserve	12/28/89				972.41				
Ripley 07-A Water Reserve	01/23/07				49,433.28				
Ripley 07-B Water Reserve	01/23/07				40,261.84				
Ripley 08 Water Refunding Revenue	10/08/08	4.25%	339,000	214,745	5,753.46	2017	99/99	MBC-MVB:BH	BRM
River Road PSD 01 Water Revenue	10/25/01	2.000% - +1.0%AF	1,068,500	587,366	11,795.40	2022	36/91	MBC - BPH	S&J
River Road PSD 01 Water Reserve	10/25/01				64,999.12				
Rivesville 10-A Water Revenue	06/15/10	3.44%	97,247	44,389	2,383.64	2014	99/99	MBC-BBT:BH	S&J
Rivesville 10-A Water Reserve	06/15/10				28,846.33				
Rivesville 11-A Water Revenue	10/12/11	0.00%	#2,585,276	228,180	0.00	2051	36/91	MBC - UNB	S&J
Rivesville 11-A Water Reserve	10/12/11				0.00				
Roane County Schools 03 Ref GO	11/01/03	2.500% - 3.750%	2,900,000	855,000	27,811.98	2015	05/11	MBC - DTC	G&G
Roane County Schools 03 Ref GO Spec Surplus	11/01/03				1.06				
Roane County Schools 03 Ref GO Sur Col	11/01/03				289,105.37				
Romney 82-B Sewer Revenue	07/28/82	0.00%	195,500	42,270	4,424.19	2019	10/	MBC - BNY2	S&J
Romney 01 Sewer Ref Revenue	09/13/01	4.800% - ADJUST	659,000	341,988	9,238.80	2019	99/99	MBC-SUMMIT CM B	BRM

ACCOUNT NAME	ISSUE DATE	INTEREST RATE	ORIGINAL ISSUE	OUTSTANDING (06/30/12)	ACCT - BAL (06/30/12)	LAST DEBT	DEBT MONTH	PAYING AGENT	BOND I COUNSEL
Romney 01 Sewer Ref Reserve	09/13/01				54,543.20				
Romney 06-A Sewer Ref Revenue	08/08/06	0.00%	2,880,000	2,543,364	6,222.39	2046	36/91	MBC - UNB	S&J
Romney 06-A Sewer Ref Reserve	08/08/06				34,465.86				S&J
Romney 97-B Water Revenue	08/25/97	0.00%	1,424,038	881,985	9,392.86	2037	36/91	MBC - UNB	S&J
Romney 97-B Water Reserve	08/25/97				42,005.06				
Romney 12-A Water Reserve	03/16/12				0.00				
Romney 12-B Water Reserve	03/16/12				0.00				
Ronceverte 08 Sewer Revenue	12/10/08	0.00%	#1,300,000	994,156	3,981.08	2020	99/99	MBC - PVB	BRM
Ronceverte 08 Sewer Reserve	12/10/08				4,904.52				BRM
Ronceverte 08-A Water Revenue	09/05/08	0.000% - +0.5%AF	2,000,000	1,849,997	6,087.32	2040	36/91	MBC - BPH	S&J
Ronceverte 08-A Water Reserve	09/05/08				15,570.60				
Rowlesburg 06-A Water Reserve	10/13/06				10,798.23				
Rowlesburg 11-A Water Revenue	07/22/11	0.00%	#525,000	486,981	0.00	2051	36/91	MBC - UNB	S&J
Rowlesburg 11-A Water Reserve	07/22/11				0.00				
Salem 95-A Sewer Revenue	06/27/95	0.000% - +1.0%AF	3,150,000	669,375	100.90	2016	36/91	MBC - DEP	S&J
Salem 95-A Sewer Reserve	06/27/95				104,043.18				
Salem 95-B Sewer Reserve	06/27/95				65,290.77				
Salem 10-A Water Revenue	01/14/10	0.00%	#900,000	877,500	2,450.76	2041	36/91	MBC - BPH	S&J
Salem 10-A Water Reserve	01/14/10				2,500.54				
Salt Rock Sewer PSD 87-A Sewer Revenue	04/15/87	8.38%	1,185,479	871,912	42,060.26	2026	10/04	MBC - BNY	S&J
Salt Rock Sewer PSD 87-A Sewer Reserve	04/15/87				104,257.12				
Salt Rock Sewer PSD 87-B Sewer Revenue	04/15/87	0.00%	290,771	114,778	5,742.38	2026	10/	MBC - BNY2	S&J
Salt Rock Sewer PSD 87-B Sewer Reserve	04/15/87				7,652.67				
Salt Rock Sewer PSD 90-A Sewer Revenue	03/02/90	7.85%	248,408	194,897	7,870.72	2029	10/04	MBC - BNY	S&J
Salt Rock Sewer PSD 90-A Sewer Reserve	03/02/90				20,582.95				
Salt Rock Sewer PSD 90-B Sewer Revenue	03/02/90	0.00%	11,592	5,350	223.18	2029	10/	MBC - BNY2	S&J
Salt Rock Sewer PSD 90-B Sewer Reserve	03/02/90				298.03				
Salt Rock Sewer PSD 03-A Sewer Revenue	07/31/03	0.000% - +0.5%AF	2,050,000	1,639,994	5,429.33	2043	36/91	MBC - DEP	S&J
Salt Rock Sewer PSD 03-A Sewer Reserve	07/31/03				43,218.88				
Salt Rock Sewer PSD 03-B Sewer Revenue	07/31/03	5.00%	60,000	54,978	1,270.05	2042	10/04	MBC - BBT	S&J
Salt Rock Sewer PSD 03-B Sewer Reserve	07/31/03				3,121.68				
Salt Rock Sewer PSD 04 Sewer R&R	12/29/04				119.24				

ACCOUNT NAME	ISSUE DATE	INTEREST RATE	ORIGINAL ISSUE	OUTSTANDING (06/30/12)	ACCT - BAL (06/30/12)	LAST DEBT	DEBT MONTH	PAYING AGENT	BOND I COUNSEL
Salt Rock Sewer PSD 04-A Sewer Revenue	12/29/04	0.000% - +0.5%AF	11,068,062	9,404,236	28,297.63	2044	36/91	MBC - DEP	S&J
Salt Rock Sewer PSD 04-A Sewer Reserve	12/29/04				177,598.68				
Salt Rock Sewer PSD 04-B Sewer Revenue	12/29/04	0.00%	7,500,000	6,372,549	18,481.10	2044	36/91	MBC - UNB	S&J
Salt Rock Sewer PSD 04-B Sewer Reserve	12/29/04				119,327.44				
Salt Rock Water PSD 00-A Water Revenue	09/21/00	AF+4.5%- 5.875%	9,300,000	8,240,000	125,001.84	2040	06/12	MBC - BNY	S&J
Salt Rock Water PSD 00-A Water Reserve	09/21/00		LTR/CREDIT		0.00				
Salt Rock Water PSD 00-B Water Revenue	09/21/00	0.00%	3,000,000	2,173,067	7,158.50	2040	36/91	MBC - UNB	S&J
Salt Rock Water PSD 00-B Water Reserve	09/21/00		LTR/CREDIT		0.00				
Salt Rock Water PSD 08-A Water Revenue	12/19/08	0.00%	296,800	279,448	603.06	2048	36/91	MBC - UNB	S&J
Salt Rock Water PSD 08-A Water Reserve	12/19/08		LTR/CREDIT		1,827.08				
Scotts Run (New Hill) PSD 91-A Sewer Rev	12/20/91	7.75%	137,568	112,790	5,108.16	2031	10/04	MBC - BNY	BRM
Scotts Run (New Hill) PSD 91-A Sewer Res	12/20/91				11,293.39				
Scotts Run (New Hill) PSD 91-B Sewer Rev	12/20/91	0.00%	4,586	2,352	122.99	2031	10/	MBC - BNY2	BRM
Scotts Run (New Hill) PSD 91-B Sewer Res	12/20/91				138.63				
Scotts Run PSD 03-A Sewer Revenue	11/25/03	0.000% - +0.5%AF	#8,111,813	6,670,877	20,599.87	2043	36/91	MBC - DEP	G&G
Scotts Run PSD 03-A Sewer Reserve	11/25/03				176,257.79				
Scotts Run PSD 09-A Sewer Revenue	12/18/09	0.000% - +.25%AF	#1,688,394	1,421,630	3,778.71	2049	36/91	MBC - DEP	S&J
Scotts Run PSD 09-A Sewer Reserve	12/18/09				3,679.43				
Shady Spring PSD 82-B Sewer Revenue	08/12/82	0.00%	795,515	176,781	16,577.96	2019	10/	MBC - BNY2	H&P
Shady Spring PSD 94-A Sewer Revenue	06/08/94	0.00%	170,532	23,441	706.56	2015	36/91	MBC - DEP	H&P
Shady Spring PSD 94-A Sewer Reserve	06/08/94				8,524.25				
Shady Spring PSD 96-A Sewer Revenue	04/25/96	2.000% - +1.0%AF	151,800	37,508	1,198.22	2016	36/91	MBC - DEP	H&P
Shady Spring PSD 96-A Sewer Reserve	04/25/96				9,227.86				
Shady Spring PSD 97-C Sewer Revenue	06/24/97	0.000% - +1.0%AF	2,197,304	686,658	9,970.36	2018	36/91	MBC - DEP	H&P
Shady Spring PSD 97-C Sewer Reserve	06/24/97				109,865.46				
Shady Spring PSD 97-D Sewer Ref Revenue	06/24/97	6.25%	3,056,955	2,598,728	77,329.24	2035	10/04	MBC - BNY	H&P
Shady Spring PSD 97-D Sewer Ref Reserve	06/24/97				211,872.17				H&P
Shady Spring PSD 98-A Sewer Revenue	11/25/98	0.000% - +1.0%AF	1,202,100	465,814	5,457.54	2020	36/91	MBC - DEP	JTP
Shady Spring PSD 98-A Sewer Reserve	11/25/98				60,105.49				
Shady Spring PSD 98-B Sewer Revenue	12/17/98	0.000% - +1.0%AF	839,000	283,163	3,808.61	2019	36/91	MBC - DEP	JTP
Shady Spring PSD 98-B Sewer Reserve	12/17/98				41,950.44				
Shady Spring PSD 99-A Sewer Revenue	03/18/99	0.000% - +1.0%AF	752,000	291,400	3,416.68	2020	36/91	MBC - DEP	JTP

ACCOUNT NAME	ISSUE DATE	INTEREST RATE	ORIGINAL ISSUE	OUTSTANDING (06/30/12)	ACCT - BAL (06/30/12)	LAST DEBT	DEBT MONTH	PAYING AGENT	BOND I COUNSEL
Shady Spring PSD 99-A Sewer Reserve	03/18/99				37,600.14				
Shady Spring PSD 99-B Sewer Revenue	03/18/99	7.75%	165,000	142,542	3,972.01	2037	10/04	MBC - BBT	JTP
Shady Spring PSD 99-B Sewer Reserve	03/18/99				10,698.38				
Shady Spring PSD 02-A Sewer Revenue	03/08/02	0.000% - +0.5%AF	2,419,905	1,714,095	7,154.16	2033	36/91	MBC - DEP	JTP
Shady Spring PSD 02-A Sewer Reserve	03/08/02				80,664.21				
Shady Spring PSD 05-A Sewer Revenue	12/13/05	0.00%	2,875,000	2,534,539	6,220.99	2045	36/91	MBC - UNB	JTP
Shady Spring PSD 05-A Sewer Reserve	12/13/05				34,688.35				JTP
Shady Spring PSD 05-B Sewer Revenue	12/19/05	0.000% - +0.5%AF	3,078,043	2,713,525	7,317.46	2045	36/91	MBC - DEP	JTP
Shady Spring PSD 05-B Sewer Reserve	12/19/05				81,004.03				
Shady Spring PSD 10 Sewer Revenue	10/12/10	0.000% - +0.5%AF	#2,422,826	2,402,635	7,191.76	2042	36/91	MBC - DEP	BRM
Shady Spring PSD 10 Sewer Reserve	10/12/10				2,692.34				
Shepherdstown 10-A Sewer Revenue	11/22/10	0.000% - +0.5%AF	#9,172,697	8,561,582	27,406.90	2042	36/91	MBC - DEP	BRM
Shepherdstown 10-A Sewer Reserve	11/22/10				2,548.00				
Shepherdstown 03 Water Depreciation	06/13/03				272,103.36				
Shepherdstown 03-A Water Revenue	06/13/03	0.000% - +1.0%AF	#699,459	501,273	5,412.07	2033	36/91	MBC - BPH	BRM
Shepherdstown 03-A Water Reserve	06/13/03				21,230.79				
Shepherdstown 03-B Water Revenue	06/13/03	2.000% - +1.0%AF	1,300,541	841,572	17,049.73	2024	36/91	MBC - BPH	BRM
Shepherdstown 03-B Water Reserve	06/13/03				68,978.39				
Shinnston 10-A Sewer Reserve	10/25/10				0.00				
Shinnston 90-A Sewer Revenue	03/29/90	7.85%	2,245,223	1,761,576	80,412.77	2029	10/04	MBC - BNY	S&J
Shinnston 90-A Sewer Reserve	03/29/90				186,071.50				
Shinnston 90-B Sewer Revenue	03/29/90	0.00%	104,777	48,359	3,396.41	2029	10/	MBC - BNY2	S&J
Shinnston 90-B Sewer Reserve	03/29/90				4,232.02				
Shinnston 05-A Water Reserve	11/17/05				114,658.04				
Short Line PSD 73-A Water Reserve	11/06/73				29,725.21				S&J
Short Line PSD 73-B Water Reserve	11/06/73				8,147.52				S&J
Short Line PSD 74 Water Reserve	09/12/74				1,961.49				S&J
Short Line PSD 90 Water Reserve	05/09/91				7,099.23				S&J
Short Line PSD 05-A Water Revenue	08/24/05	0.00%	1,274,183	1,099,295	2,720.63	2045	36/91	MBC - UNB	S&J
Short Line PSD 05-A Water Reserve	08/24/05				17,980.76				
Short Line PSD 10-A Water Revenue	04/06/10	0.00%	#600,000	580,604	1,274.89	2050	36/91	MBC - UNB	S&J
Short Line PSD 10-A Water Reserve	04/06/10				15,388.24				

ACCOUNT NAME	ISSUE DATE	INTEREST RATE	ORIGINAL ISSUE	OUTSTANDING (06/30/12)	ACCT - BAL (06/30/12)	LAST DEBT	DEBT MONTH	PAYING AGENT	BOND COUNSEL
Sissonville PSD 01 Sewer Ref Revenue	12/28/01	5.250% - 6.000%	1,440,000	1,055,000	60,857.21	2025	10/04	MBC - DTC	G&G
Sissonville PSD 01 Sewer Ref Reserve	12/28/01				57,948.55				
Sissonville PSD 03-A Sewer Revenue	06/17/03	2.000% - +1.0%AF	1,313,000	865,264	14,350.85	2024	36/91	MBC - DEP	G&G
Sissonville PSD 03-A Sewer Reserve	06/17/03				76,612.80				
Sistersville 90-A Sewer Revenue	03/01/90	7.85%	1,057,749	494,072	66,787.34	2018	10/04	MBC - BNY	JK
Sistersville 90-A Sewer Reserve	03/01/90				94,441.98				
Sistersville 90-B Sewer Revenue	03/01/90	0.00%	49,361	12,340	1,952.82	2018	10/	MBC - BNY2	JK
Sistersville 90-B Sewer Reserve	03/01/90				1,793.79				
Sistersville 03 Water Ref Revenue	11/21/03	3.350% - 5.500%	910,000	525,000	18,353.50	2020	06/12	MBC - DTC	S&J
Sistersville 03 Water Ref Reserve	11/21/03				84,400.00				
Sistersville 10-A Water Reserve	02/26/10				974.06				
Smithers 03-A Sewer Reserve	11/06/03				18,980.73				
Smithers 03-B Sewer Revenue	11/06/03	0.00%	800,000	653,595	1,860.11	2043	36/91	MBC - UNB	G&G
Smithers 03-B Sewer Reserve	11/06/03				14,781.40				
Sophia 07-A Sewer Revenue	10/23/07	3.00%	#767,031	671,382	11,616.46	2029	36/91	MBC - UNB	S&J
Sophia 07-A Sewer Reserve	10/23/07				29,837.33				&J
Sophia 95 Sewer Revenue	07/24/95	6.75%	156,705	130,360	5,922.82	2033	10/04	MBC - BNY	G&G
Sophia 95 Sewer Reserve	07/24/95				11,553.62				
South Charleston 86-B Sewer Revenue	08/29/86	0.00%	378,985	136,046	16,423.28	2025	10/	MBC - BNY2	JK
South Charleston 86-B Sewer Reserve	08/29/86				16,638.79				
South Charleston 99-A Sewer Revenue	05/25/99	2.000% - +1.0%AF	605,854	263,792	10,030.84	2020	36/91	MBC - DEP	JK
South Charleston 99-A Sewer Reserve	05/25/99				37,024.44				
South Charleston 03-A Sewer Revenue	09/05/03	2.000% - +1.0%AF	4,567,360	3,127,916	59,132.03	2024	36/91	MBC - DEP	JK
South Charleston 03-A Sewer Reserve	09/05/03				211,837.32				
South Charleston 04-B Sewer Revenue	06/18/04	0.000% - +0.5%AF	1,072,997	763,653	42,834.87	2032	36/91	MBC - DEP	JK
South Charleston 04-B Sewer Reserve	06/18/04				44,842.77				
Southern Jackson Cty PSD 02 Sewer Rev	05/30/02	0.00%	2,888,924	2,261,723	19,623.21	2042	36/91	MBC - UNB	G&G
Southern Jackson Cty PSD 02 Sewer Res	05/30/02				67,724.13				
Southern Jackson Cty PSD 77 Water Res	03/13/78				27,701.23				
Southern Jackson Cty PSD 91 Water Res	03/18/91				9,613.81				
Southern Jackson Cty PSD 97 Water Res	02/27/97				29,465.78				
Southern Jackson Cty PSD 98-A Water Rev	05/22/98	0.00%	380,000	249,299	3,668.84	2038	36/91	MBC - UNB	JK

ACCOUNT NAME	ISSUE DATE	INTEREST RATE	ORIGINAL ISSUE	OUTSTANDING (06/30/12)	ACCT - BAL (06/30/12)	LAST DEBT	DEBT MONTH	PAYING AGENT	BOND I COUNSEL
Southern Jackson Cty PSD 98-A Water Res	05/22/98				9,682.82				
Southern Jackson Cty PSD 01 A&B W Res	12/21/01				35,941.62				
Southern Jackson Cty PSD 05 Water Res	09/23/05				29,561.29				
Southwestern Water PSD 10-A W Reserve	03/12/10				17,790.49				
Southwestern Water PSD 10-B W Revenue	03/12/10	0.000% - +1.0%AF	#6,100,000	5,745,593	19,118.07	2041	36/91	MBC - BPH	S&J
Southwestern Water PSD 10-B W Reserve	03/12/10				16,948.02				
Spencer 00 Sewer Reserve	08/24/00				17,925.89				
Spencer 91 Taxable Water Reserve	12/09/91				21,542.51				
Spencer 93 Water Reserve	03/18/93				17,671.57				
Spencer 98 Water Reserve	06/05/98				48,816.44				
Spencer 09 Water Reserve	10/08/09				22,123.63				
Spencer 10 Water Reserve	05/05/10				739.63				
Spring Valley PSD 97-A Sewer Revenue	02/19/97	2.000% - +1.0%AF	74,329	21,248	1,224.50	2017	36/91	MBC - DEP	JK
Spring Valley PSD 97-A Sewer Reserve	02/19/97				4,476.26				
Spring Valley PSD 01-A Sewer Revenue	02/01/01	2.000% - +1.0%AF	820,500	440,821	13,599.57	2022	36/91	MBC - DEP	JK
Spring Valley PSD 01-A Sewer Reserve	02/01/01				49,871.31				
St Albans 00-A Water & Sewer Ref Revenue	04/01/00	4.100% - 4.700%	2,500,000	265,000	154,310.90	2013	04/10	BK OF NEW YORK	S&J
St Albans 00-A Water & Sewer Ref Reserve	04/01/00				123,161.63				
St Albans 00-B Water & Sewer Revenue	03/15/00	2.000% - +1.0%AF	16,281,000	8,949,840	66.00	2022	36/91	MBC - DEP	S&J
St Albans 00-B Water & Sewer Reserve	03/15/00				984,212.68				
St Albans 00-C Water & Sewer Revenue	03/15/00	5.80%	225,000	132,418	8,987.42	2020	10/04	MBC - BBT	S&J
St Albans 00-C Water & Sewer Reserve	03/15/00				19,300.14				
St Albans 08-A Water & Sewer Revenue	12/03/08	4.37%	2,735,000	2,410,786	14.00	2028	99/99	MBC-BBT:BH	S&J
St Albans 08-A Water & Sewer Reserve	12/03/08				205,024.60				
St Albans 10-A Water & Sewer Revenue	12/23/10	6.750% - 8.500%	8,270,000	8,270,000	125,355.40	2040	12/06	MBC - DTC	S&J
St Albans 10-A Water & Sewer Reserve	12/23/10				433,836.36				S&J
St Albans 10-B Water & Sewer Revenue	12/23/10	4.50%	150,000	150,000	156,521.31	2013	12/06	MBC - DTC	S&J
St Marys 96-B Water & Sewer Revenue	11/13/96	2.000% - +1.0%AF	128,000	38,687	2,056.20	2017	36/91	MBC - DEP	JK
St Marys 96-B Water & Sewer Reserve	11/13/96				7,783.62				
St Marys 98-A Water & Sewer Revenue	06/18/98	5.75%	554,000	267,000	33,323.82	2018	10/04	MBC - BBT	JK
St Marys 98-A Water & Sewer Reserve	06/18/98				47,756.63				
St Marys 06-A Water & Sewer Revenue	07/10/06	0.50%	1,581,250	1,335,411	4,787.97	2036	36/91	MBC - UNB	JK

ACCOUNT NAME	ISSUE DATE	INTEREST RATE	ORIGINAL ISSUE	OUTSTANDING (06/30/12)	ACCT - BAL (06/30/12)	LAST DEBT	DEBT MONTH	PAYING AGENT	BOND I COUNSEL
St Marys 06-A Water & Sewer Reserve	07/10/06				28,746.02				
St Marys 08-A Water & Sewer Ref Reserve	11/05/08				39,632.18				
St Marys 08-B Water & Sewer Ref Reserve	11/05/08				9,332.78				
St Marys 09-A Water & Sewer Revenue	11/20/09	0.000% - +1.0%AF	3,057,992	2,943,317	27,789.29	2031	36/91	MBC - DEP	JK
St Marys 09-A Water & Sewer Reserve	11/20/09				14,018.91				JK
St Marys 12-A Water & Sewer Revenue	01/05/12	0.000% - +0.5%AF	#3,536,500	820,563	0.00	2043	36/91	MBC - DEP	JK
St Marys 12-A Water & Sewer Reserve	01/05/12				0.00				
St Marys 12-B Water & Sewer Revenue	01/05/12	2.000% - +0.5%AF	#4,203,500	1,680,055	0.00	2033	36/91	MBC - BPH	JK
St Marys 12-B Water & Sewer Reserve	01/05/12				0.00				
Stonewood 09-A Water Reserve	04/24/09				6,473.49				
Stonewood 09-B Water Reserve	04/24/09				6,168.62				
Sugar Creek PSD 10-A Water Revenue	01/07/10	0.00%	312,500	299,475	1,708.13	2041	36/91	MBC - BPH	S&J
Sugar Creek PSD 10-A Water Reserve	01/07/10				1,476.68				
Sugar Creek PSD 11-A Water Revenue	10/06/11	0.00%	#1,100,000	1,028,717	0.00	2051	36/91	MBC - UNB	S&J
Sugar Creek PSD 11-A Water Reserve	10/06/11				28,768.90				
Summersville 90-A Water & Sewer Revenue	04/06/90	7.85%	281,848	221,135	12,626.75	2029	10/04	MBC - BNY	V&W
Summersville 90-A Water & Sewer Reserve	04/06/90				23,358.52				
Summersville 90-B Water & Sewer Revenue	04/06/90	0.00%	13,152	6,070	602.30	2029	10/	MBC - BNY2	V&W
Summersville 90-B Water & Sewer Reserve	04/06/90				366.99				
Summersville 91-A Water & Sewer Revenue	08/13/91	8.10%	790,057	628,173	36,130.23	2029	10/04	MBC - BNY	V&W
Summersville 91-A Water & Sewer Reserve	08/13/91				67,515.66				
Summersville 91-B Water & Sewer Revenue	08/13/91	0.00%	35,671	16,897	1,279.27	2029	10/	MBC - BNY2	V&W
Summersville 91-B Water & Sewer Reserve	08/13/91				939.47				
Summersville 98-A Water & Sewer Revenue	01/06/98	0.00%	639,000	417,808	5,912.03	2037	36/91	MBC - UNB	V&W
Summersville 98-A Water & Sewer Reserve	01/06/98				17,295.76				
Summersville 02-A Water & Sewer Revenue	12/18/02	0.00%	4,661,505	3,741,471	27,334.61	2042	36/91	MBC - UNB	S&J
Summersville 02-A Water & Sewer Reserve	12/18/02				97,227.30				
Summersville 02-B Water & Sewer Revenue	12/18/02	0.000% - +1.0%AF	2,388,495	1,791,371	20,394.10	2034	36/91	MBC - BPH	S&J
Summersville 02-B Water & Sewer Reserve	12/18/02				63,104.02				
Summersville 07-A Water & Sewer Revenue	05/15/07	0.00%	8,682,265	7,752,013	25,840.41	2037	36/91	MBC - UNB	BRM
Summersville 07-A Water & Sewer Reserve	05/15/07				95,742.47				
Summersville 07-B Water & Sewer Revenue	05/15/07	0.000% - +0.5%AF	#2,000,000	1,777,772	6,592.65	2036	36/91	MBC - DEP	BRM

ACCOUNT NAME	ISSUE DATE	INTEREST RATE	ORIGINAL ISSUE	OUTSTANDING (06/30/12)	ACCT - BAL (06/30/12)	LAST DEBT	DEBT MONTH	PAYING AGENT	BOND I COUNSEL
Summersville 07-B Water & Sewer Reserve	05/15/07				22,872.24				
Summersville 09-A Water & Sewer Reserve	11/12/09				7,175.55				
Summersville 09-B Water & Sewer Reserve	11/12/09				371.82				
Summersville 12-A Water & Sewer Revenue	04/02/12	1.00%	1,128,609	1,128,609	2,870.22	2052	36/91	MBC - UNB	S&J
Summersville 12-A Water & Sewer Reserve	04/02/12				287.02				
Sun Valley PSD 97-A Sewer Revenue	04/10/97	0.00%	853,000	548,357	3,219.98	2037	36/91	MBC - UNB	S&J
Sun Valley PSD 97-A Sewer Reserve	04/10/97				22,158.01				
Sun Valley PSD 01-A Sewer Ref Revenue	10/18/01	0.00%	1,073,405	774,012	4,239.92	2038	36/91	MBC - UNB	S&J
Sun Valley PSD 01-A Sewer Ref Reserve	10/18/01				29,214.94				
Sun Valley PSD 10-A Sewer Reserve	07/13/10				0.00				
Sun Valley PSD 10-B Sewer Revenue	07/13/10	0.00%	#3,200,000	2,996,741	0.00	2050	36/91	MBC - UNB	JK
Sun Valley PSD 10-B Sewer Reserve	07/13/10				33,038.78				
Sun Valley PSD 10-A Water Reserve	01/14/10				5,637.10				
Sun Valley PSD 10-B Water Revenue	01/14/10	0.00%	300,000	290,000	811.10	2041	36/91	MBC - BPH	BRM
Sun Valley PSD 10-B Water Reserve	01/14/10				583.40				
Taylor County Schools 03 GO	08/01/03	3.000% - 3.625%	7,910,000	4,375,000	42,707.69	2019	05/11	MBC - DTC	S&J
Taylor County Schools 03 GO Sur Col	08/01/03				632,682.82				
Taylor County Schools 04 GO	03/01/04	2.50%	3,080,000	1,700,000	16,305.28	2019	05/11	MBC - DTC	S&J
Taylor County Schools 04 GO Sur Col	03/01/04				226,647.77				
Taylor Cty PSD 04-A Water Revenue	12/10/04	0.00%	1,310,000	1,104,510	5,926.19	2044	36/91	MBC - UNB	S&J
Taylor Cty PSD 04-A Water Reserve	12/10/04				21,595.73				
Taylor Cty PSD 04-B Water Revenue	12/10/04	0.00%	378,397	302,718	2,183.31	2036	36/91	MBC - UNB	S&J
Taylor Cty PSD 04-B Water Reserve	12/10/04				7,953.49				
Taylor Cty PSD 05-A Water Ref Reserve	05/16/05				100,880.02				
Taylor Cty PSD 07-A Water Reserve	05/24/07				18,212.92				
Tennerton PSD 08-A Sewer Reserve	04/17/08				16,456.89				
Tennerton PSD 86-B Sewer Revenue	03/12/86	0.00%	169,883	62,588	5,793.68	2025	10/	MBC - BNY2	VWL
Tennerton PSD 86-B Sewer Reserve	03/12/86				9,237.66				
Tennerton PSD 97-A Sewer Revenue	09/18/97	2.000% - +1.0%AF	585,627	200,805	5,243.24	2018	36/91	MBC - DEP	S&J
Tennerton PSD 97-A Sewer Reserve	09/18/97				35,608.52				
Tennerton PSD 01-A Sewer Reserve	09/13/01				30,529.00				
Terra Alta 97-A Sewer Sys Design Revenue	10/07/97	2.000% - +1.0%AF	400,000	142,522	4,480.08	2018	36/91	MBC - DEP	S&J

ACCOUNT NAME	ISSUE DATE	INTEREST RATE	ORIGINAL ISSUE	OUTSTANDING (06/30/12)	ACCT - BAL (06/30/12)	LAST DEBT	DEBT MONTH	PAYING AGENT	BOND I COUNSEL
Terra Alta 97-A Sewer Sys Design Reserve	10/07/97				24,320.70				
Terra Alta 99-A Sewer Revenue	07/22/99	0.000% - +1.0%AF	200,000	87,500	1,125.12	2021	36/91	MBC - DEP	S&J
Terra Alta 99-A Sewer Reserve	07/22/99				10,026.16				
Terra Alta 99-B Sewer Revenue	07/22/99	0.00%	4,780,000	3,352,206	13,079.08	2039	36/91	MBC - UNB	S&J
Terra Alta 99-B Sewer Reserve	07/22/99				128,021.36				
Terra Alta 98-A Water Revenue	03/30/98	0.00%	520,000	337,835	1,587.22	2037	36/91	MBC - UNB	S&J
Terra Alta 98-A Water Reserve	03/30/98				16,212.20				
Terra Alta 10-A Water Revenue	02/16/10	0.00%	823,639	802,243	1,771.72	2049	36/91	MBC - UNB	S&J
Terra Alta 10-A Water Reserve	02/16/10				2,318.50				
Thomas 97-A Sewer Revenue	12/17/97	0.00%	1,500,000	798,228	0.00	2029	36/91	MBC - DEP	S&J
Thomas 97-A Sewer Reserve	12/17/97				24,149.74				
Thomas 88 Water Depreciation	04/07/88				48,345.43				
Thomas 88 Water Reserve	04/07/88				5,260.01				S&J
Tomlinson PSD 04-A Water Revenue	03/09/04	0.000% - 0.000%	1,353,815	1,116,458	6,849.53	2044	36/91	MBC - UNB	S&J
Tomlinson PSD 04-A Water Reserve	03/09/04				40,504.24				S&J
Tomlinson PSD 04-B Water Revenue	03/09/04	5.00%	669,500	627,220	20,475.80	2043	10/04	MBC - BBT	S&J
Tomlinson PSD 04-B Water Reserve	03/09/04				28,727.63				
Tomlinson PSD 10-A Water Revenue	08/06/10	5.00%	100,000	91,343	1,568.55	2025	99/99	MBC - WESBK:BH	S&J
Tomlinson PSD 10-A Water Reserve	08/06/10				1,898.26				S&J
Tunnelton 02 Sewer Reserve	04/19/02				16,003.85				
Tunnelton 90 Water Reserve	05/03/90				28,072.28				
Union PSD 91-A Sewer Reserve	08/28/91				182,844.55				
Union PSD 91-B Sewer Revenue	08/28/91	7.75%	4,229,604	3,467,803	152,894.66	2031	10/04	MBC - BNY	JK
Union PSD 91-B Sewer Reserve	08/28/91				347,475.56				
Union PSD 91-C Sewer Revenue	08/28/91	0.00%	237,602	118,066	17,808.98	2031	10/	MBC - BNY2	JK
Union PSD 91-C Sewer Reserve	08/28/91				8,930.67				
Union PSD 96-A Sewer Revenue	04/04/96	2.000% - +1.0%AF	344,416	89,883	3,710.49	2016	36/91	MBC - DEP	JK
Union PSD 96-A Sewer Reserve	04/04/96				20,941.15				
Union PSD 09-A Sewer Reserve	11/20/09				14,787.97				JK
Union PSD 09-C Sewer Revenue	11/20/09	0.000% - +1.0%AF	#3,074,294	2,950,809	14,012.99	2031	36/91	MBC - DEP	JK
Union PSD 09-C Sewer Reserve	11/20/09				12,812.20				JK
Union PSD 91-A Sewer Revenue	08/28/91	8.10%	2,139,656	1,701,238	82,591.06	2029	10/04	MBC - BNY	JK

ACCOUNT NAME	ISSUE DATE	INTEREST RATE	ORIGINAL ISSUE	OUTSTANDING (06/30/12)	ACCT - BAL (06/30/12)	LAST DEBT	DEBT MONTH	PAYING AGENT	BOND COUNSEL
Union-Williams PSD 91 Sewer Reserve	04/16/91				31,863.21				
Union-Williams PSD 00 Sewer Revenue	12/15/00	0.000% - +0.5%AF	412,000	260,908	5,183.82	2031	36/91	MBC - DEP	BRM
Union-Williams PSD 00 Sewer Reserve	12/15/00				13,770.58				
Union-Williams PSD 04-A Sewer Revenue	02/19/04	0.000% - +0.5%AF	15,596,291	12,087,125	199,266.49	2035	36/91	MBC - DEP	BRM
Union-Williams PSD 04-A Sewer Reserve	02/19/04				384,395.07				
Union-Williams PSD 04-B Sewer Revenue	02/19/04	0.00%	1,900,000	1,564,706	20,607.31	2043	36/91	MBC - UNB	BRM
Union-Williams PSD 04-B Sewer Reserve	02/19/04				36,894.68				
Union-Williams PSD 07 Sewer Revenue	03/29/07	0.00%	284,652	284,652	0.00	2038	36/91	MBC - UNB	BRM
Union-Williams PSD 07 Sewer Reserve	03/29/07				0.00				BRM
Valley Falls PSD 06-A Water Ref Res	11/22/06				34,789.21				
Valley Falls PSD 07-A Water Revenue	01/12/07	0.00%	4,878,315	4,268,523	25,324.96	2040	36/91	MBC - UNB	S&J
Valley Falls PSD 07-A Water Reserve	01/12/07				63,608.81				
Vienna 91 Water Revenue	10/01/91	6.000% - 8.000%	820,000	ET:WESBANC	0.00	2011	10/04	WESBK-WHEEL	BRM
Walton PSD 05 Water Reserve	04/14/05				2,818.38				
Walton PSD 08 Water Reserve	07/03/08				1,034.44				
War 99-A & 99A-Lot 2 Sewer Reserve	06/25/99				25,207.16				
War 99-A Lot 2 Sewer Revenue	06/25/99	0.00%	724,274	507,936	13,090.01	2039	36/91	MBC - UNB	G&G
War 99-A Sewer Revenue	06/25/99	0.00%	245,726	172,310	4,442.15	2039	36/91	MBC - UNB	G&G
War 08-A Water Revenue	06/26/08	0.00%	#215,300	194,976	450.68	2048	36/91	MBC - UNB	S&J
War 08-A Water Reserve	06/26/08				5,443.03				
War 11-A Water Reserve	01/27/11				0.00				
War 11-B Water Reserve	01/27/11				0.00				
Wardensville 09-A Sewer Revenue	12/02/09	0.000% - +1.0%AF	279,782	270,752	1,415.10	2049	36/91	MBC - DEP	JK
Wardensville 09-A Sewer Reserve	12/02/09				1,023.79				
Wardensville 79 Sewer Reserve	07/25/80				14,774.09				
Wardensville 08-A Water Revenue	12/10/08	0.000% - +1.0%AF	1,550,000	1,433,747	4,889.82	2040	36/91	MBC - BPH	S&J
Wardensville 08-A Water Reserve	12/10/08				12,067.30				
Warm Springs PSD 78 Sewer Reserve	08/14/78				61,929.29				
Warm Springs PSD 89 Sewer Reserve	08/03/89				14,798.33				JK
Warm Springs PSD 94 Sewer Revenue	08/26/94	0.00%	1,423,158	231,257	5,889.90	2015	36/91	MBC - DEP	JK
Warm Springs PSD 94 Sewer Reserve	08/26/94				61,110.77				
Warm Springs PSD 98 Sewer Reserve	11/19/98				18,477.56				

ACCOUNT NAME	ISSUE DATE	INTEREST RATE	ORIGINAL ISSUE	OUTSTANDING (06/30/12)	ACCT - BAL (06/30/12)	LAST DEBT	DEBT MONTH	PAYING AGENT	BOND I COUNSEL
Warm Springs PSD 02-A Sewer Revenue	06/25/02	0.000% - +0.5%AF	1,316,000	921,188	4,390.52	2033	36/91	MBC - DEP	JK
Warm Springs PSD 02-A Sewer Reserve	06/25/02				36,720.58				
Warm Springs PSD 07-A Sewer Revenue	02/28/07	0.00%	8,290,000	7,477,254	17,938.95	2046	36/91	MBC - UNB	JK
Warm Springs PSD 07-A Sewer Reserve	02/28/07				42,729.30				
Warm Springs PSD 07-B Sewer Revenue	02/28/07	0.00%	2,019,000	2,019,000	0.00	2046	36/91	MBC - UNB	JK
Warm Springs PSD 07-B Sewer Reserve	02/28/07				0.00				
Warm Springs PSD 07-C Sewer Revenue	02/28/07	0.000% - +0.5%AF	3,000,000	2,857,980	3,928.87	2038	36/91	MBC - DEP	JK
Warm Springs PSD 07-C Sewer Reserve	02/28/07				63,334.39				
Wayne 08-A Sewer Revenue	02/20/08	3.000% - 5.000%	75,500	69,323	1,348.12	2028	36/91	MBC - BBT	S&J
Wayne 08-A Sewer Reserve	02/20/08				1,490.55				
Wayne 04-A Water Reserve	10/21/04				41,044.30				S&J
Wayne 04-B Water Revenue	10/21/04	0.000% - +1.0%AF	#1,925,000	1,507,917	6,988.82	2035	36/91	MBC - BPH	S&J
Wayne 04-B Water Reserve	10/21/04				36,401.93				
Wayne 07-A Water Revenue	06/14/07	1.00%	193,394	193,394	0.00	2039	36/91	MBC - UNB	S&J
Wayne 07-A Water Reserve	06/14/07				52,615.23				
Webster County EDA 11-A Water Revenue	04/11/11	0.00%	#890,000	864,500	1,914.00	2051	36/91	MBC - UNB	S&J
Webster County EDA 11-A Water Reserve	04/11/11				0.00				
Weirton 91-A Water Revenue	05/23/91	8.10%	4,784,000	1,799,933	339,521.58	2016	10/04	MBC - BNY	S&J
Weirton 91-A Water Reserve	05/23/91				452,136.38				
Weirton 91-B Water Revenue	05/23/91	0.00%	216,000	43,200	11,623.97	2016	10/	MBC - BNY2	S&J
Weirton 91-B Water Reserve	05/23/91				12,463.99				
Weirton 98-A Water Revenue	04/08/98	2.000% - +1.0%AF	2,190,000	867,572	13,848.41	2019	36/91	MBC - DEP	S&J
Weirton 98-A Water Reserve	04/08/98				133,161.53				
Weirton 06-A Water Revenue	04/25/06	2.000% - +1.0%AF	#2,555,000	2,122,142	15,889.16	2028	36/91	MBC - BPH	S&J
Weirton 06-A Water Reserve	04/25/06				63,597.26				
Weirton 07-A Sewer Revenue	04/11/07	2.000% - +1.0%AF	4,199,404	3,441,580	69,023.23	2028	36/91	MBC - DEP	S&J
Weirton 07-A Sewer Reserve	04/11/07				255,339.42				
Weirton 09-A Water Revenue	11/19/09	2.000% - +1.0%AF	#2,496,208	2,335,048	29,022.12	2031	36/91	MBC - BPH	S&J
Weirton 09-A Water Reserve	11/19/09				13,912.72				S&J
Welch 08-A Sewer Revenue	05/06/08	0.000% - +0.5%AF	2,000,000	1,881,578	9,545.77	2048	36/91	MBC - DEP	S&J
Welch 08-A Sewer Reserve	05/06/08				53,328.89				
Welch 09-A Water Revenue	12/18/09	0.00%	625,000	604,164	3,427.67	2041	36/91	MBC - BPH	S&J

ACCOUNT NAME	ISSUE DATE	INTEREST RATE	ORIGINAL ISSUE	OUTSTANDING (06/30/12)	ACCT - BAL (06/30/12)	LAST DEBT	DEBT MONTH	PAYING AGENT	BOND I COUNSEL
Welch 09-A Water Reserve	12/18/09				2,431.52				
Welch 09-C Water Revenue	12/18/09	0.00%	461,674	449,682	1,972.73	2049	36/91	MBC - UNB	S&J
Welch 09-C Water Reserve	12/18/09				1,399.43				
Wellsburg 93 Water & Sewer Ref Revenue	11/19/93	3.000% - 5.650%	740,000	84,468	12,690.68	2013	25/81	MBC-UB:BH	G&G
Wellsburg 93 Water & Sewer Revenue	11/19/93	3.00%	1,185,374	189,670	8,572.00	2014	36/91	MBC - DEP	G&G
Wellsburg 93 Water & Sewer Reserve	11/19/93				79,041.46				
Wellsburg 10-A Water & Sewer Revenue	10/27/10	2.000% - +1.0%AF	215,000	206,166	1,518.34	2031	36/91	MBC - BPH	S&J
Wellsburg 10-A Water & Sewer Reserve	10/27/10				1,416.47				
Wellsburg 11-A Water & Sewer Revenue	02/24/11	0.000% - +0.5%AF	#307,661	301,634	738.67	2050	36/91	MBC - DEP	S&J
Wellsburg 11-A Water & Sewer Reserve	02/24/11				270.02				
Wellsburg 12-A Water & Sewer Revenue	03/01/12	2.000% - +1.0%AF	#2,435,000	141,487	0.00	2033	36/91	MBC - BPH	S&J
Wellsburg 12-A Water & Sewer Reserve	03/01/12				0.00				
West Dunbar PSD 77-A Sewer Revenue	07/01/77	5.63%	426,000	136,000	23,826.27	2017	07/01	FED RES-RICHMON	JK
West Dunbar PSD 77-A Sewer Reserve	07/01/77				3,913.02				
West Dunbar PSD 93 Sewer Reserve	03/18/93				961.15				
West Hamlin 80 Water & Sewer Reserve	12/15/80				42,543.85				
West Hamlin 07-A Water & Sewer Reserve	06/28/07				14,841.48				
West Union 98-C Water & Sewer Revenue	12/15/98	0.00%	2,075,000	1,419,022	10,825.41	2038	36/91	MBC - UNB	S&J
West Union 98-C Water & Sewer Reserve	12/15/98				56,141.79				
West Union 02 Water & Sewer Revenue	08/29/02	0.00%	#810,000	627,097	3,824.80	2042	36/91	MBC - UNB	BRM
West Union 02 Water & Sewer Reserve	08/29/02				19,675.26				
Weston 96 Sewer Revenue	12/10/96	0.000% - +1.0%AF	1,274,287	350,429	5,721.11	2017	36/91	MBC - DEP	JK
Weston 96 Sewer Reserve	12/10/96				63,713.90				
Weston 00-A Sewer Revenue	12/20/00	0.000% - +0.5%AF	3,192,097	2,128,057	9,295.49	2032	36/91	MBC - DEP	JK
Weston 00-A Sewer Reserve	12/20/00				106,403.95				JK
Weston 00-B Sewer Revenue	12/20/00	0.00%	6,250,000	4,626,600	13,186.47	2040	36/91	MBC - UNB	JK
Weston 00-B Sewer Reserve	12/20/00				162,340.22				
Weston 05-A Sewer Revenue	06/24/05	0.00%	597,037	508,444	1,248.46	2045	36/91	MBC - UNB	JK
Weston 05-A Sewer Reserve	06/24/05				8,978.33				
Weston 07-A Sewer Revenue	09/18/07	0.00%	3,047,000	2,769,996	6,419.16	2047	36/91	MBC - UNB	S&J
Weston 07-A Sewer Reserve	09/18/07				28,306.26				
Weston 11-A Sewer Revenue	08/16/11	0.00%	#1,168,000	932,897	0.00	2051	36/91	MBC - UNB	S&J

ACCOUNT NAME	ISSUE DATE	INTEREST RATE	ORIGINAL ISSUE	OUTSTANDING (06/30/12)	ACCT - BAL (06/30/12)	LAST DEBT	DEBT MONTH	PAYING AGENT	BOND I COUNSEL
Weston 11-A Sewer Reserve	08/16/11				0.00				
Weston 11-B Sewer Revenue	08/16/11	0.000% - +0.5%AF	#741,679	339,939	0.00	2042	36/91	MBC - DEP	S&J
Weston 11-B Sewer Reserve	08/16/11				0.00				
Wetzel County PSD #1 93-A Water Revenue	06/28/93	7.75%	154,839	126,951	6,647.23	2031	10/04	MBC - BNY	S&J
Wetzel County PSD #1 93-A Water Reserve	06/28/93				12,709.80				
Wetzel County PSD #1 93-B Water Revenue	06/28/93	0.00%	5,161	2,647	570.11	2031	10/	MBC - BNY2	S&J
Wetzel County PSD #1 93-B Water Reserve	06/28/93				235.69				
Wetzel County PSD #1 06-A Water Reserve	06/27/06				23,495.28				
Wheeling 03 Civic Center GO	02/01/03	3.000% - 4.750%	2,600,000	2,025,000	145,450.15	2028	05/11	MBC - DTC	S&J
Wheeling 05-A Water & Sewer Revenue	05/03/05	2.000% - +1.0%AF	14,500,000	11,070,541	108,151.44	2026	36/91	MBC - DEP	S&J
Wheeling 05-A Water & Sewer Reserve	05/03/05				501,996.90				S&J
Wheeling 06-A Water & Sewer Revenue	09/26/06	3.750% - 5.250%	12,000,000	10,835,000	88,093.38	2036	06/12	MBC - DTC	S&J
Wheeling 06-A Water & Sewer Reserve	09/26/06				775,238.00				S&J
Wheeling 10-A Water & Sewer Revenue	04/22/10	2.500% - 3.500%	4,455,000	3,055,000	68,885.51	2016	06/12	MBC - DTC	S&J
Wheeling 10-A Water & Sewer Reserve	05/06/10				445,500.00				S&J
Wheeling 10-B Water & Sewer Revenue	12/14/10	2.000% - +1.0%AF	#8,356,000	6,388,008	0.00	2032	36/91	MBC - DEP	S&J
Wheeling 10-B Water & Sewer Reserve	12/14/10				0.00				
White Oak PSD 92-A Sewer Revenue	08/12/92	7.75%	319,355	261,835	11,605.27	2031	10/04	MBC - BNY	S&J
White Oak PSD 92-A Sewer Reserve	08/12/92				26,179.88				
White Oak PSD 92-B Sewer Revenue	08/12/92	0.00%	10,645	5,459	242.25	2031	10/	MBC - BNY2	S&J
White Oak PSD 92-B Sewer Reserve	08/12/92				272.60				
White Sulphur Springs 09-A Sewer Revenue	04/09/09	0.000% - +0.5%AF	3,872,675	3,584,363	13,885.35	2040	36/91	MBC - DEP	JK
White Sulphur Springs 09-A Sewer Reserve	04/09/09				26,928.24				
White Sulphur Springs 11-B Water Revenue	04/14/11	0.000% - +1.0%AF	#8,000,000	5,354,455	0.00	2042	36/91	MBC - BPH	JK
White Sulphur Springs 11-B Water Reserve	04/14/11				0.00				
Whitmer 10-A Water Revenue	01/21/10	0.00%	#370,000	268,986	1,014.48	2041	36/91	MBC - BPH	S&J
Whitmer 10-A Water Reserve	01/21/10				12,333.99				
Wilderness PSD 79 Water Reserve	05/17/79				43,626.56				
Wilderness PSD 92 Water Reserve	07/15/92				20,690.46				
Wilderness PSD 97 Water Reserve	09/18/97				30,249.26				
Wilderness PSD 01-A Water Reserve	08/08/01				43,808.86				
Williamson 86-B Water & Sewer Revenue	05/28/86	0.00%	698,295	257,267	17,332.54	2025	10/	MBC - BNY2	G&G

ACCOUNT NAME	ISSUE DATE	INTEREST RATE	ORIGINAL ISSUE	OUTSTANDING (06/30/12)	ACCT - BAL (06/30/12)	LAST DEBT	DEBT MONTH	PAYING AGENT	BOND I COUNSEL
Williamson 86-B Water & Sewer Reserve	05/28/86				18,388.16				
Williamson 86-C Water & Sewer Reserve	05/28/86				109,279.64				
Williamson 96-A Water & Sewer Ref Rev	10/01/96	3.800% - 5.500%	1,840,000	1,225,000	72,253.15	2025	10/04	BK OF NEW YORK	I V&W
Williamson 96-A Water & Sewer Ref Res	10/01/96				130,562.37				
Williamson 09-A Water & Sewer Reserve	07/02/09				6,181.80				
Williamstown 87-A Sewer Revenue	06/25/87	9.75%	15,551	11,698	746.04	2025	10/04	MBC - BNY	BRD
Williamstown 87-A Sewer Reserve	06/25/87				1,569.35				
Williamstown 87-A1 Sewer Revenue	06/25/87	8.38%	659,637	485,158	27,703.02	2026	10/04	MBC - BNY	BRD
Williamstown 87-A1 Sewer Reserve	06/25/87				58,022.64				
Williamstown 87-B Sewer Revenue	06/25/87	0.00%	169,539	66,797	4,662.08	2026	10/	MBC - BNY2	BRD
Williamstown 87-B Sewer Reserve	06/25/87				7,190.20				
Williamstown 05-A Sewer Revenue	06/02/05	2.000% - +1.0%AF	230,282	167,913	2,446.65	2026	36/91	MBC - DEP	S&J
Williamstown 05-A Sewer Reserve	06/02/05				9,077.98				
Williamstown 09-A Sewer Revenue	12/09/09	0.000% - +1.0%AF	800,000	779,220	2,067.40	2049	36/91	MBC - DEP	G&G
Williamstown 09-A Sewer Reserve	12/09/09				8,330.94				
Winfield 86-A Sewer Revenue	12/15/86	8.38%	381,884	280,873	16,063.15	2026	10/04	MBC - BNY	VWL
Winfield 86-A Sewer Reserve	12/15/86				33,591.75				
Winfield 86-B Sewer Revenue	12/15/86	0.00%	93,666	36,974	5,897.90	2026	10/	MBC - BNY2	VWL
Winfield 86-B Sewer Reserve	12/15/86				6,171.77				
Winfield 03 Sewer Revenue	01/09/03	2.000% - +1.0%AF	99,250	58,230	721.69	2023	36/91	MBC - DEP	G&G
Winfield 03 Sewer Reserve	01/09/03				6,066.14				
Winfield 04 Sewer Revenue	09/16/04	2.000% - +1.0%AF	500,000	353,008	2,896.12	2025	36/91	MBC - DEP	G&G
Winfield 04 Sewer Reserve	09/16/04				22,415.23				
Winfield 09-A Sewer Revenue	08/26/09	0.000% - +1.0%AF	1,214,966	1,139,026	10,967.50	2031	36/91	MBC - DEP	S&J
Winfield 09-A Sewer Reserve	08/26/09				8,609.89				
Wood County Schools 05 GO	03/01/05	4.000% - 4.250%	35,000,000	21,810,000	1,544,118.03	2020	05/11	MBC - DTC	STB
Wood County Schools 05 GO Sur Col	03/01/05				1,446,522.01				
WV Amer Water Comp 10-A Water Rev Note	01/28/10	0.00%	1,925,000	1,852,811	7,860.75	2031	36/91	MBC - BPH	JK
WV Amer Water Comp 10-A Water Reserve	01/28/10				0.00				
WV Higher Education 07-A Ref Rev	04/17/07	4.000% - 5.000%	25,915,000	22,060,000	1,278.76	2027	04/10	MBC - DTC	I STB
WV Higher Education Facilities 04-B Rev	08/31/04	2.100% - 6.000%	167,260,000	135,820,00	136,682,742.77	2034	04/10	MBC - DTC	I STB
WV Higher Education Facilities 10-A Rev	12/23/10	3.500% - 5.000%	16,520,000	16,520,000	0.00	2026	04/10	MBC - DTC	STB

ACCOUNT NAME	ISSUE DATE	INTEREST RATE	ORIGINAL ISSUE	OUTSTANDING (06/30/12)	ACCT - BAL (06/30/12)	LAST DEBT	DEBT MONTH	PAYING AGENT	BOND I COUNSEL
WV Higher Education Facilities 10-B Rev	12/23/10	7.450% - 7.650%	50,265,000	50,265,000	0.00	2040	04/10	MBC - DTC	STB
WV Higher Education Facilities 10-B Res	12/23/10				1,338,334.51				
WV Higher Education Facilities 10-C Rev	12/23/10	2.140% - 5.280%	10,080,000	8,740,000	0.00	2018	04/10	MBC - DTC	STB
WV Higher Education Policy 12-A Revenue	06/12/12	2.000% - 5.000%	124,190,000	124,190,000		2034	04/10	MBC - DTC	STB
WV Higher Education Policy 12-B Revenue	06/12/12	2.000% - 4.000%	7,975,000	7,975,000		2034	04/10	MBC - DTC	STB
Wyoming County Schools 00 GO	05/01/00	5.000% - 7.000%	7,000,000	2,040,000	0.00	2015	05/11	UNITED B-CHAS	BRM
Wyoming County Schools 00 GO Sur Col	05/01/00				779,454.74				

ACTIVE BONDS FUNDED THROUGH THE AMERICAN RECOVERY
and REINVESTMENT ACT ASSISTANCE AGREEMENT

Issue Date		Issue Amount	Last DS	Bond Holder
10/29/2009	Bath Water Revenue, Series B	2,193,910	2021	BPH
9/18/2009	Beckley Sewer Revenue, Series B1	396,484	2020	DEP
9/18/2009	Beckley Sewer Revenue, Series B2	296,952	2020	DEP
9/25/2009	Belle Sewer Revenue, Series B	255,500	2020	DEP
1/28/2010	Bluefield Sewer Revenue, Series B	2,883,295	2020	DEP
1/28/2010	Bridgeport Sewer Revenue, Series B	1,978,974	2020	DEP
1/22/2010	Canaan Valley PSD Sewer Revenue, Series B	1,958,455	2021	DEP
10/23/2009	Central Hampshire PSD Sewer Revenue, Series B	1,791,405	2020	DEP
1/22/2010	Central WV Regional Airport Authority Improvement Rev, Series B	1,093,787	2021	DEP
1/13/2010	Charles Town Water & Sewer Revenue, Series B (Admin Fee only)	100,000	2031	BPH
12/15/2009	Chelyan PSD Sewer Revenue, Series B	2,537,569	2020	DEP
7/8/2009	Clarksburg Sewer, Series B	1,000,000	2020	DEP
6/18/2009	Claywood Park PSD Sewer Revenue, Series B	2,397,500	2020	DEP
1/27/2010	Coons Run PSD Water Revenue, Series B	1,200,000	2021	BPH
11/3/2011	Delbarton Sewer Revenue, Series B	2,000,000	2013	DEP
6/18/2009	Elkins Sewer Revenue, Series B	868,030	2020	DEP
1/21/2010	Fairmont Water Revenue, Series B	4,447,618	2021	BPH
11/12/2009	Grantsville Sewer Revenue, Series B	2,200,300	2021	DEP
1/29/2010	Greater St. Albans PSD Sewer Revenue, Series B	2,807,210	2021	DEP
12/4/2009	Hamrick PSD Sewer Revenue, Series B	520,731	2020	DEP
7/21/2009	Harpers Ferry-Bolivar PSD Sewer Revenue, Series B	629,612	2020	DEP
10/23/2009	Jane Lew PSD Water Revenue, Series B	429,399	2020	BPH
5/5/2009	Kermit Sewer Revenue, Series B	1,938,388	2019	DEP
11/20/2009	Leon Sewer Revenue, Series B	1,097,917	2021	DEP
1/27/2010	Lewisburg Water Revenue, Series B	1,982,850	2020	DEP
1/29/2010	Lincoln County Commission Green Project Note, Series B	718,626	2021	DEP
4/19/2011	Lincoln County Commission Green Reserve Project Note, Series A	726,160	2021	DEP
6/22/2012	Lubeck PSD Sewer Revenue, Series B	2,000,000	Open	DEP
8/26/2009	Malden PSD Sewer Revenue, Series B	6,614,965	2020	DEP
9/18/2009	Marlinton Water & Sewer Revenue, Series B	1,400,105	2020	DEP
6/18/2009	Marmet Sewer Revenue, Series B	3,940,466	2020	DEP
9/2/2009	Mason Water & Sewer Revenue, Series B	555,200	2020	DEP
3/26/2012	Moorefield/Hardy County Authority Sewer Revenue, Series B	1,500,000	Open	DEP
1/28/2010	Morgantown Water & Sewer Revenue, Series B	81,600	2022	DEP
11/12/2009	Nitro Sewer Revenue, Series B	1,125,000	2021	DEP
10/29/2009	North Beckley PSD Sewer Revenue, Series B	2,415,521	2021	DEP
5/24/2012	Oakland PSD Water Revenue, Series B	1,367,839	Open	BPH
9/29/2009	Oceana Sewer Revenue, Series B	195,897	2020	DEP
9/25/2009	Pennsboro Sewer Revenue, Series B	2,801,000	2020	DEP
6/26/2009	Putnam PSD Sewer Revenue, Series B	1,050,000	2021	DEP
12/4/2009	Putnam PSD Water Revenue, Series B (Admin Fee only)	100,000	2030	BPH
3/15/2012	Reedsville Sewer Revenue, Series B	1,000,000	Open	DEP
1/14/2010	Salem Water Revenue, Series B	927,000	2021	BPH
12/18/2009	Scotts Run PSD Sewer Revenue, Series B	3,939,585	2021	DEP
11/22/2010	Shepherdstown Sewer Revenue, Series B	375,772	2020	DEP
11/20/2009	St Marys Water & Sewer Revenue, Series B	2,067,400	2021	DEP
1/7/2010	Sugar Creek PSD Water Revenue, Series B	396,500	2021	BPH
1/14/2010	Sun Valley PSD Water Revenue, Series B	1,773,000	2021	BPH
11/20/2009	Union PSD Sewer Revenue, Series B	1,363,613	2021	DEP
12/2/2009	Wardensville Sewer Revenue, Series B	179,782	2021	DEP
12/18/2009	Welch Water Revenue, Series B	625,000	2021	DEP
4/14/2011	White Sulphur Springs Water Revenue, Series A	4,252,750	2022	BPH
1/21/2010	Whitmer Water Revenue, Series B	2,117,573	2021	BPH
12/9/2009	Williamstown Sewer Revenue, Series B	660,000	2021	DEP
8/26/2009	Winfield Sewer Revenue, Series B	1,023,934	2021	DEP
1/28/2010	WV American Water Company Water Revenue Note, Series B	1,925,000	2021	BPH

Disclaimer

All attempts have been made to assure the accuracy of the ARRA issues. No guarantee should be assumed.