

NINETY-THIRD  
ANNUAL REPORT



# **WEST VIRGINIA MUNICIPAL BOND COMMISSION**

ANNUAL SUMMARY OF RECEIPTS & DISBURSEMENTS  
JULY 1, 2013 – JUNE 30, 2014

# **WEST VIRGINIA MUNICIPAL BOND COMMISSION**

Suite 1117  
900 Pennsylvania Avenue  
Charleston WV 25302  
(304) 558-3971  
Fax (304) 558-1280  
munibondcomm@wv.gov  
<http://mbc.wv.gov>

**MARK MATKOVICH**  
STATE TAX COMMISSIONER, CHAIR

**JOHN D. PERDUE**  
STATE TREASURER

**GLEN B. GAINER III**  
STATE AUDITOR

**JOHN ROACH**  
MEMBER

**LARRY CHAPMAN**  
MEMBER

---

**SARA L. ROGERS**  
EXECUTIVE DIRECTOR

**RACHEL D. KERNS**  
ACCOUNTING TECH

**PATRICIA A. LANHAM**  
ACCOUNTING TECH

**TAMMY L. GARNER**  
OFFICE ASSISTANT

## TABLE OF CONTENTS

Annual of Summary of Receipts and Disbursements . . . . .	1
Report of the Executive Director . . . . .	2
Summary of Investments . . . . .	5
Debt Service Accounts . . . . .	6
Deposits for Investments . . . . .	9
New Bond Issues. . . . .	10
Paid Out Bond Issues . . . . .	12
Bond Counsel Listing. . . . .	13
Paying Agent Banks and Governmental Listings . . . . .	14
Active Bond Accounts . . . . .	15
Active Bonds Funded through ARRA . . . . .	103

**WEST VIRGINIA  
MUNICIPAL BOND COMMISSION**

**Annual Summary of  
Receipts and Disbursements  
July 1, 2013 - June 30, 2014**

Account Numbers 7250 and 7251

	FY 12-13	FY 13-14
Beginning Balance, July 1	\$ 312,211,707.73	\$ 388,248,863.94
Add: Remittances	339,425,424.05	214,419,250.22
Public Utility Taxes	8,006,114.81	7,672,108.26
Interest Earned on:		
Escrowed Investments	1,318,667.87	1,462,214.14
Pool Investments	168,762.05	44,821.75
Discount Earned on:		
Matured Escrowed Investments	0.00	0.00
Miscellaneous	0.00	0.00
Total Receipts	348,918,968.78	223,598,394.37
Beginning Balance plus Receipts	661,130,676.51	611,847,258.31
Less: Principal Paid	181,505,383.34	324,201,966.30
Interest Paid	71,958,003.94	72,295,136.39
Bondholder Adm Fee Paid	2,899,557.54	3,159,582.14
Premium Paid on:		
Matured Escrowed Investments	7,243.08	1,247,608.11
Bonds Retired Early	143,736.63	506,450.00
Refunds to Issuers	15,981,850.01	10,664,871.25
Bank Fees Paid	84,985.00	5,440.00
MBC Fees Paid	299,853.03	338,620.39
BTI Fees Paid	1,200.00	1,200.00
Miscellaneous	0.00	0.00
Total Disbursements	272,881,812.57	412,420,874.58
Ending Balance, June 30	\$ 388,248,863.94	\$ 199,426,383.73

## **THE MUNICIPAL BOND COMMISSION**

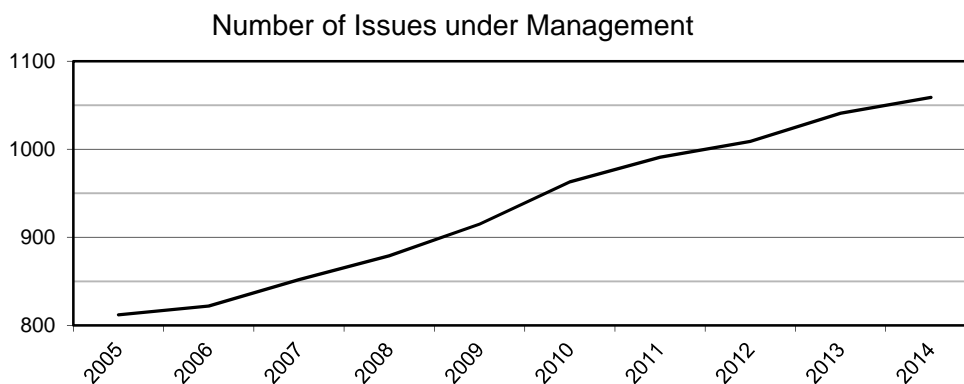
### **Report of the Executive Director**

In 1921, The West Virginia Legislature created the State Sinking Fund Commission to act as the fiscal agent/trustee for the bond issues of the State and its political subdivisions. The agency was charged with the responsibility of receiving the deposits of the various issuers, investing them for a reasonable return consistent with State statute and bond ordinance requirements, disbursing funds to the appropriate paying agent banks or bondholders to meet debt services, receiving and reconciling cancelled securities, maintaining and reporting the financial accounts of each depositor, and aiding the issuers in the management of their resources. The agency would encourage the financial growth of the State by helping to maintain a receptive financial market for West Virginia bond issues through professional management services and to provide a central information source. In 1977, the name of the Commission was changed to the Municipal Bond Commission.

The Commission is composed of five members: State Tax Commissioner Mark Matkovich, Chairman; State Treasurer John D. Perdue, member; State Auditor Glen B. Gainer III, member; Larry Chapman of Gilmer County, member; and John Roach, former Mayor of Oceana, Wyoming County, member. The Commission elects an Executive Director who is responsible for the day to day operations of the Commission. The Commission meets periodically to oversee the operations of the staff.

Under State statute, the Commission is appointed as fiscal agent for all general obligation (tax levy) bond issues of the county commissions, municipalities, and school districts of the State. It determines levy requirements for all such issues each year. In the ninety-three years since the creation of the Commission, the State has not had a default or slow payment on any general obligation issue in the State.

The Commission is also appointed fiscal agent for revenue bond issues of municipalities and their utilities. Additional accounts are maintained for State agency



revenue bonds colleges and universities. The Commission also serves as fiscal agent for most, though not all, public service districts. It does not handle State general obligation bonds (roads and schools), State

and local housing bonds, Parkway Authority, School Building Authority bond issues, or

any industrial development bond issues. The Commission works closely with the WV Infrastructure and Jobs Development Council, the Water Development Authority, the WV Department of Environmental Protection, and the WV Bureau of Public Health in the management of their water and sewer infrastructure projects. The Commission also maintains many reserve accounts for the US Department of Agriculture bond issues. At present, 1,055 bond issues and 2,555 accounts are under supervision.

For eighty-two years, the Legislature has made a blanket appropriation annually to cover possible deficiencies that could arise in State and general obligation sinking fund accounts. This act, in part, reads:

Sinking Fund Deficiencies-There is hereby appropriated to the Governor a sufficient amount to meet a deficiency that may arise...in the funds of the Municipal Bond Commission because of the failure of any State agency for either general obligation or revenue bonds or any local taxing district for general obligation bonds to remit funds necessary for the payment of interest and sinking fund requirement. The Governor is authorized to transfer from time to time such amounts to the Municipal Bond Commission as may be necessary for (this purpose).

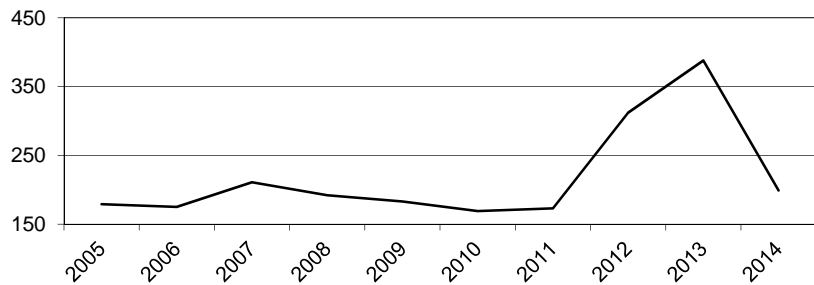
Standard & Poor has recognized this annual Legislative appropriation and the Commission's management as a Credit Enhancement Program, and has awarded all West Virginia general obligation bonds administered by the Commission a minimum rating of A+.

S&P comments favorably on the Commission's oversight program of all local general obligation debt in this rating. Moody's has also recognized the supervision of the Commission.

The Commission also maintains discretionary accounts, called 7251, where State and local governments may deposit surplus funds for investment. All funds on deposit with the Commission are invested to earn interest. As of June 30, 2014, the Commission held the following managed assets:

Pool Investments	\$167,515,574.42
Escrowed Investments	<u>28,926,561.43</u>
Total Investments	\$196,442,135.85
Cash	<u>2,984,246.84</u>
Total Managed Assets	<u>\$199,426,382.69</u>

Total Managed Assets (in millions)



This is a decrease of 48.63% compared with a year earlier. This decrease is due in part to a high amount of optional bond calls. Our agency processed over \$400 million in debt service payments this fiscal year. This is the highest amount on record for one fiscal year.

Pool investments of the Commission are held in a Government Money Market Pool, which is maintained at the Board of Treasury Investments. This Pool is limited to full faith and credit US Treasury and Agency investments of less than 13 months maturity and has an average portfolio maturity not exceeding 90 days. Other investments held by the Commission, primarily escrowed investments held in trust to defease specific bond issues, are maintained in separate accounts outside the Pool. These investments are made only at the direction of the issuers. The Pool's yield increased for the fiscal year to an average of 0.02%.

## **RECENT DEVELOPMENTS**

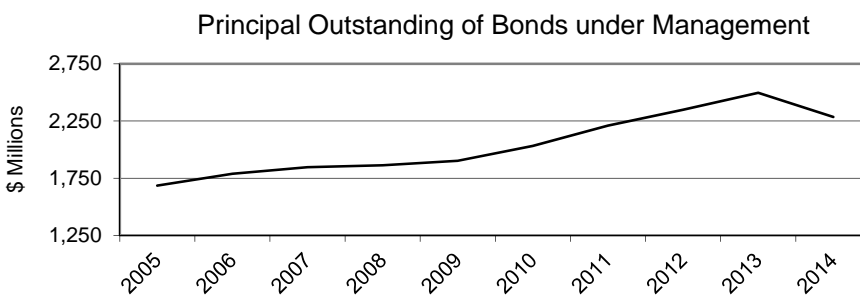
Our public website now contains the majority of issuer's bond transcripts. These previously were only obtainable through hard copies. The Commission started three years ago updating these files into an electronic storage. Also, current transcripts are received from the bond counsel on in digital format. These processes allowed our office to upload nearly 700 transcripts to our website.

Distribution of Issues		
Percent		Principal Outstanding
71.8	Water and/or Sewer	\$ 1,653,136,395
17.8	County Schools	391,995,000
9.8	Higher Education	224,960,000
<u>0.6</u>	Other	<u>15,688,839</u>
100.0		\$ 2,285,780,234

Forty-three new issues were received during

the year and twenty-five were paid out. Total issues managed at year end were 1,055, with original principal outstanding of \$3.403 billion. Current total principal outstanding of these issues is \$2.286 billion. Many issues have not yet drawn their full loan. The majority of the issues the Commission handles are Water and Sewer projects, this is

followed by County Schools and Higher Education. The Commission handles a small number of issues for BANS, Parking, Improvements, Civic Center and Hospitals. The Commission serves as fiscal agent for



issues from every county in the state, as well as some State government issues.

Since 1991, the Commission has financed its operations from fees assessed for its services. This fee will have a small decrease in this coming fiscal year to 25/100 of 1% of the debt service paid for each issue, with a maximum of no more than \$2,000 per issue or series per year.

7250

**SUMMARY OF INVESTMENTS AS OF JUNE 30, 2014**  
(at cost)

7250

	June 30, 2013	June 30, 2014
Investment Pool	\$ 152,249,139.25	\$ 162,116,820.39
Escrowed Investments:		
College Revenues:		
WV Higher Education 04-B	130,492,591.00	0.00
Municipal Revenues:		
Wheeling 10-A Water & Sewer	2,467,764.00	1,648,100.00
County School General Obligation:		
Monongalia 04	44,379,608.11	0.00
Jefferson 04	10,995,686.00	0.00
Ohio 93	10,346,265.43	9,375,265.43
Taylor 04	1,542,005.00	0.00
Wood 05	21,082,134.00	17,903,196.00
Total Escrowed Investments:	221,306,056.54	28,926,561.43
TOTAL INVESTMENTS	\$ 373,555,195.79	\$ 191,043,381.82



7250

## DEBT SERVICE ACCOUNTS

- -

## COUNTY AND LOCAL

7250

	COUNTY COMMISSION BOND ISSUES			COUNTY SCHOOL DISTRICTS	PUBLIC SERVICE DISTRICTS	MUNICIPAL BOND ISSUES		TOTAL
	COLLEGES & UNIVERSITIES	GENERAL OBLIGATION	REVENUE			GENERAL OBLIGATION	REVENUE	
Beginning Balance, July 1, 2013	\$ 133,025,597.84	\$ 157,471.93	\$ 890,952.15	\$ 115,224,826.02	\$ 49,172,487.04	\$ 432,510.96	\$ 76,894,502.31	\$ 375,798,348.25
Add: Remittances	19,521,256.04	82,212.07	2,182,681.46	49,293,469.60	69,832,735.16	220,000.00	73,208,337.08	214,340,691.41
Public Utility Taxes	0.00	76,282.20	0.00	7,576,945.47	0.00	18,880.59	0.00	7,672,108.26
Interest Earned on:								
Escrowed Investments	321,655.28	0.00	0.00	1,134,535.11	0.00	0.00	6,023.75	1,462,214.14
Pool Investments	1,194.59	43.34	306.55	9,949.89	12,347.17	115.66	18,723.95	42,681.15
Discount Earned on:								
Matured Escrowed Investments	0.00	0.00	0.00	0.00	0.00	0.00	0.00	0.00
Miscellaneous	0.00	0.00	0.00	0.00	0.00	0.00	184,099.24	184,099.24
Total Receipts	<u>19,844,105.91</u>	<u>158,537.61</u>	<u>2,182,988.01</u>	<u>58,014,900.07</u>	<u>69,845,082.33</u>	<u>238,996.25</u>	<u>73,417,184.02</u>	<u>223,701,794.20</u>
Beginning Balance plus Receipts	152,869,703.75	316,009.54	3,073,940.16	173,239,726.09	119,017,569.37	671,507.21	150,311,686.33	599,500,142.45
Less: Principal Paid	132,055,000.00	110,000.00	988,665.92	91,875,000.00	53,789,870.46	90,000.00	45,293,429.92	324,201,966.30
Interest Paid	18,386,898.76	33,590.00	1,071,712.01	19,723,130.71	11,763,980.90	86,800.00	21,229,024.01	72,295,136.39
Bondholder Adm Fee Paid	0.00	0.00	9,466.20	0.00	1,102,508.28	0.00	2,047,607.66	3,159,582.14
Premium Paid on:								
Matured Escrowed Investments	0.00	0.00	0.00	1,247,608.11	0.00	0.00	0.00	1,247,608.11
Bonds Retired Early	0.00	0.00	0.00	506,450.00	0.00	0.00	0.00	506,450.00
Refunds to Issuers	0.00	0.87	0.00	2,578,251.66	402,490.50	0.00	553,198.05	3,533,941.08
Bank Fees Paid	0.00	0.00	0.00	450.00	1,800.00	0.00	3,180.00	5,430.00
MBC Fees Paid	13,374.06	387.70	5,588.57	55,994.36	108,415.56	477.36	154,382.78	338,620.39
BTI Fees Paid	602.16	0.00	0.00	570.84	0.00	0.00	27.00	1,200.00
Miscellaneous	0.00	0.00	0.04	0.00	184,099.69	0.32	0.00	184,100.05
Total Disbursements	<u>150,455,874.98</u>	<u>143,978.57</u>	<u>2,075,432.74</u>	<u>115,987,455.68</u>	<u>67,353,165.39</u>	<u>177,277.68</u>	<u>69,280,849.42</u>	<u>405,474,034.46</u>
Ending Balance, June 30, 2014	<u>\$ 2,413,828.77</u>	<u>\$ 172,030.97</u>	<u>\$ 998,507.42</u>	<u>\$ 57,252,270.41</u>	<u>\$ 51,664,403.98</u>	<u>\$ 494,229.53</u>	<u>\$ 81,030,836.91</u>	<u>\$ 194,026,107.99</u>

**STATEMENT OF 7250 DEBT SERVICE ACCOUNT**

	<u>Account Balance</u>		<u>Principal Outstanding June 30, 2014</u>	<u>% Chg in \$ Amount 2013-2014</u>	<u>Number of Issues</u>	<u>Prin Out Net of Escrow Issues June 30, 2014</u>
	<u>June 30, 2013</u>	<u>June 30, 2014</u>				
<u>State Issues:</u>						
Colleges & Universities	\$ 133,025,597.84	\$ 133,025,597.84	\$ 224,960,000	-36.99%	7	\$ 224,960,000
<u>County Issues:</u>						
County Commission Revenue	890,952.13	890,952.13	48,525,979	-0.43%	15	48,525,979
County Commission General Obligation	157,471.35	157,471.35	530,000	-17.19%	1	530,000
County School General Obligation	115,224,826.04	115,224,826.04	391,995,000	-21.75%	25	370,810,000
	<u>116,273,249.52</u>	<u>116,273,249.52</u>	<u>441,050,979</u>		<u>41</u>	<u>419,865,979</u>
<u>Municipal Issues:</u>						
Municipal Revenue	76,894,502.25	76,894,502.25	906,807,200	+3.59%	511	905,232,200
Municipal General Obligation	432,510.99	432,510.99	1,850,000	-4.64%	1	1,850,000
	<u>77,327,013.24</u>	<u>77,327,013.24</u>	<u>908,657,200</u>		<u>512</u>	<u>907,082,200</u>
<u>Public Service Districts:</u>	49,172,487.03	49,172,487.03	711,112,055	+0.45%	495	711,112,055
Public Utility Taxes Suspense Account	0.00	0.00				
Bank Commission Suspense Account	197.94	197.94				
	<u>375,798,545.57</u>	<u>375,798,545.57</u>	<u>2,285,780,234</u>	<u>-8.30%</u>	<u>1,055</u>	<u>\$ 2,263,020,234</u>
<b>Total Assets:</b>	<b>\$ 375,798,545.57</b>	<b>\$ 375,798,545.57</b>	<b>\$ 2,285,780,234</b>	<b>-8.30%</b>	<b>1,055</b>	<b>\$ 2,263,020,234</b>
Cash	\$ 2,243,349.78	\$ 2,982,924.29				
Escrowed Investments	221,306,056.54	28,926,561.43				
Pool Investments	152,249,139.25	162,116,820.39				
	<u>\$ 375,798,545.57</u>	<u>\$ 194,026,306.11</u>				
Percentage Change		-48.37%				

7251	DEPOSITS FOR INVESTMENT			7251
	<u>STATE</u>	<u>LOCAL CURRENT EXPENSE</u>	<u>LOCAL CAP. OUTLAY &amp; PERM. IMP.</u>	<u>7251 GRAND TOTAL</u>
Beginning Balance July 1, 2013	\$ 2,420,270.35	\$ 9,948,941.12	\$ 81,106.28	\$ 12,450,317.75
Add: Remittance Int. Earned Pool	0.00  560.07	78,558.81  1,561.61	0.00  18.92	78,558.81  2,140.60
Beginning Balance plus Receipts	2,420,830.42	10,029,061.54	81,125.20	12,531,017.16
Less: Refunds Miscellaneous	353,526.36  _____	6,777,403.81 10.00 _____	0.00 0.00 _____	7,130,930.17 10.00 _____
Ending Balance June 30, 2014	<u>\$ 2,067,304.06</u>	<u>\$ 3,251,647.73</u>	<u>\$ 81,125.20</u>	<u>\$ 5,400,076.99</u>

**SUMMARY OF INVESTMENTS OUTSTANDING AS OF JUNE 30, 2014**

(All investments for 7251 are in the Board of Treasury  
Investment's Government Money Market Pool, and are carried at cost.)

<u>Account</u>	<u>June 30, 2013</u>	<u>June 30, 2014</u>
State Discretionary	\$ 2,420,072.26	\$ 2,066,631.93
Local Current Expense	9,948,928.35	3,251,489.96
Capitol Outlay/Permanent Impr.	80,613.22	80,632.14
Total Investments	12,449,613.83	5,398,754.03
Cash	703.91	1,322.55
Total	<u>\$ 12,450,317.74</u>	<u>\$ 5,400,076.58</u>

**NEW BOND ISSUES TO BE ADMINISTERED BY THE MUNICIPAL BOND COMMISSION**

July 1, 2013 - June 30, 2014

<u>Issue Date</u>	<u>Issue Amount</u>	<u>Issue</u>	<u>Final Maturity</u>
08/16/2013	\$ 200,000	Alderson Water Revenue, Series A	09/01/2023
11/13/2013	667,188	Belington Water & Sewer Revenue, Series A	09/01/2053
12/30/2013	9,900,000	Berkeley County PSD Water Refunding Revenue Series A	12/01/2033
12/30/2013	2,875,000	Berkeley County PSD Water Refunding Revenue Series B	12/01/2020
08/22/2013	9,615,000	Berkeley County Sewer PSD Refunding Revenue, Series A	10/01/2026
08/22/2013	1,950,000	Berkeley County Sewer PSD Refunding Revenue, Series B	10/01/2017
12/19/2013	2,880,000	Berkeley County Sewer PSD Refunding Revenue, Series C	10/01/2025
12/20/2013	1,116,602	Berkeley County Sewer PSD Revenue, Series D	03/01/2034
10/02/2013	1,989,000	Capon Bridge Water Revenue, Series A	06/01/2045
12/12/2013	400,000	Chapmanville Water & Sewer Revenue, Series A	12/01/2053
05/22/2014	1,505,000	Chapmanville Water & Sewer Revenue, Series A	12/01/2045
10/01/2013	2,970,000	Charles Town Water & Sewer Revenue, Series B	10/01/2043
01/09/2014	12,000,000	Clarksburg Sewer Revenue, Series A	09/01/2045
01/09/2014	11,369,412	Dunbar Sewer Revenue, Series A	09/01/2035
03/25/2014	250,000	Eastern Wyoming PSD Water Revenue, Series A	03/01/2054
04/03/2014	2,471,733	Elizabeth Sewer Revenue, Series A	09/01/2052
03/13/2014	1,416,459	Elk Valley PSD Sewer Revenue, Series A	03/01/2045
01/28/2014	2,325,000	Flemington Sewer Revenue, Series A	12/01/2053
03/20/2014	2,900,000	Glenville Water & Sewer Revenue, Series A	09/01/2035
10/18/2013	270,156	Greenbrier PSD #1 Sewer Revenue, Series A	10/01/2033
03/07/2014	1,271,950	Hardy County PSD Sewer Revenue, Series A	03/01/2054
08/15/2013	841,300	Hinton Sewer Grant Anticipation Note	10/01/2016
04/17/2014	985,350	Jefferson County PSD Water Revenue, Series A	09/01/2045
04/23/2014	721,925	Kingmill Valley PSD Sewer Revenue, Series A	10/01/2025
10/01/2013	34,644,714	Martinsburg Water & Sewer Revenue, Series A	09/01/2036
10/01/2013	18,863,102	Martinsburg Water & Sewer Revenue, Series B	09/01/2046
11/21/2013	157,500	Mill Creek Water Revenue, Series A	06/01/2053
08/22/2013	4,605,260	Morgantown Water & Sewer Revenue, Series A	06/01/2048
08/07/2013	500,000	Preston County PSD #1 Water Revenue, Series A	06/01/2053
10/23/2013	290,500	Preston Cty PSD #4 Water Revenue, Series A	06/01/2045
07/11/2013	7,700,000	Putnam PSD Sewer Refunding Revenue, Series A	04/01/2042
08/15/2013	130,000	Rivesville Water Revenue, Series A	07/01/2037
12/19/2013	200,000	Rivesville Water Revenue, Series B	12/01/2053
02/13/2014	3,600,000	Romney Sewer Revenue, Series A	12/01/2047
02/13/2014	2,203,768	Romney Sewer Revenue, Series C	12/01/2053
02/13/2014	4,069,354	Romney Sewer Revenue, Series D	12/01/2053
06/30/2014	2,200,000	St Albans Water & Sewer Revenue, Series A	06/01/2044
03/20/2014	2,250,000	Stonewood Water Revenue, Series A	09/01/2045
11/14/2013	1,863,590	Vienna Water & Sewer Revenue, Series A	06/01/2035
05/14/2014	1,030,000	Vienna Water & Sewer Revenue, Series A	06/01/2024

**NEW BOND ISSUES TO BE ADMINISTERED BY THE MUNICIPAL BOND COMMISSION**

July 1, 2013 - June 30, 2014

<u>Issue Date</u>	<u>Issue Amount</u>	<u>Issue</u>	<u>Final Maturity</u>
09/25/2013	5,904,000	Weirton Sewer Revenue, Series A	06/01/2035
02/20/2014	310,000	Welch Water Revenue, Series A	03/01/2045
07/12/2013	1,048,000	Wetzel County PSD #1 Water Revenue, Series A	06/01/2053
	<u>\$ 164,460,863</u>	43 New Issues	

**PAID OUT ISSUES ADMINISTERED BY THE MUNICIPAL BOND COMMISSION**

July 1, 2013 - June 30, 2014

<u>Issue Date</u>	<u>Issue Amount</u>	<u>Issue</u>	<u>Paid Out</u>
02/08/2007	\$ 20,000,000	Berkeley County PSD Water Bond Anticipation Note	12/31/2013
10/01/2006	3,665,000	Berkeley County Sewer PSD Revenue, Series A	12/23/2013
10/01/2006	240,000	Berkeley County Sewer PSD Revenue, Series B	12/23/2014
11/01/2006	15,405,000	Berkeley Cty Sewer PSD Cap Imp Fee Revenue, Series A	10/01/2013
08/27/2007	75,000	Boone-Raleigh PSD Sewer Note	09/01/2013
06/29/1995	5,000,000	Bridgeport Sewer Revenue	06/01/2014
10/23/1992	757,533	Chapmanville Water & Sewer Revenue	09/01/2013
06/01/2005	1,000,000	Charles Town Water & Sewer Revenue, Series A	08/01/2013
12/02/1993	773,237	Charleston Sewer Revenue, Series A	03/01/2014
03/12/1987	144,503	Durbin Sewer Revenue, Series A	10/01/2013
03/12/1987	34,470	Durbin Sewer Revenue, Series B	10/01/2013
06/08/1987	220,741	Franklin Sewer Revenue, Series A	10/01/2013
06/08/1987	52,655	Franklin Sewer Revenue, Series B	10/01/2013
12/15/1997	145,000	Jefferson County PSD Water Design Rev	04/17/2014
11/10/1993	971,000	Jefferson County PSD Sewer Revenue, Series A	12/01/2013
12/01/2004	19,000,000	Jefferson County Schools GO	05/01/2014
09/01/2001	1,130,000	Kingmill Valley PSD Sewer Refunding Revenue, Series A	04/24/2014
10/23/2012	1,315,000	Martinsburg Water & Sewer Revenue, Series A	10/02/2013
03/05/2014	481,440	Mingo County PSD Water Grant Anticipation Note	06/30/2014
05/01/2004	50,000,000	Monongalia County Schools GO	05/01/2014
07/01/1999	2,100,000	Monroe County Schools GO	06/01/2014
12/28/1992	1,250,000	Pea Ridge PSD Sewer Revenue	12/01/2013
03/30/1993	267,000	Putnam PSD Sewer Revenue, Series A	12/01/2013
12/23/2010	150,000	St Albans Water & Sewer Revenue, Series B	12/01/2013
03/01/2004	3,080,000	Taylor County Schools GO	05/01/2014
	<u>\$ 127,257,579</u>	25 Paid Out Issues	

**BOND COUNSELS**

<u>Code</u>	<u>Name</u>	<u>Address</u>	<u>Telephone</u>
BRD/BRM	Bowles, Rice, McDavid, Graff & Love	501 Avery St, PO Box 49, Parkersburg, WV 26101-0049	304-485-8500
DM	Dan Marshall	515 Market St, Ste 2001, PO Box 61, Parkersburg, WV 26102	304-485-0071
G&G	Goodwin & Goodwin	300 Summers St, Suite 1500, Charleston, WV 25301	304-346-7000
H&P	John Poffenbarger (Hamb & Poffenbarger)	213 Hale Street, Charleston, WV 25301	304-342-1678
JK	Jackson Kelly	1600 Laidley Tower, Box 553, Charleston, WV 25322	304-340-1000
JTP	John T Poffenbarger	213 Hale Street, Charleston, WV 25301	304-342-1678
LFG	Lewis, Glasser, Casey & Rollins	BB&T Sq, 300 Summers St, Ste 700, Charleston, WV 25301	304-345-2000
S&J	Steptoe & Johnson	Chase Tower, 8th Floor, PO Box 1588, Charleston, WV 25326	304-598-8000
STB	Spilman, Thomas & Battle	300 Kanawha Blvd E., PO Box 273, Charleston, WV 25321	304-340-3800
VLF	Vaughan Law Firm	2020 Kanawha Blvd East, Charleston, WV 25311	304-342-3900
V&W/VWL	Vaughan & Withrow	2020 Kanawha Blvd East, Charleston, WV 25311	304-342-3900

**PAYING AGENT BANKS - PUBLIC BONDHOLDERS**

CODE	PAYING AGENT	BANK NAME AND ADDRESS
MBC - BBT:BH	BBT-Gov Finance	BB&T Governmental Finance, 5130 Parkway Plaza Blvd., Bldg #9, Charlotte, NC 28217
BK OF NEW YORK	Bank of New York	Bank of New York, 385 Rifle Camp Road, 3rd Floor, Corporate Trust, Woodland Park, NJ 07424
MBC - ROM	Bank of Romney	Bank of Romney, PO Box 876, Romney, WV 26757
MBC - DAVIS TR:BH	Davis Trust Co	Davis Trust Co, 227 Davis Ave, PO Box 1429, Elkins, WV 26241-1429
MBC - DTC	Depository Trust	Depository Trust Company, 55 Water Street, New York, NY 10041
MBC - FNB:BH	First National Bank	Pacific Coast Bankers' Bank, One Cedar Street, PO Box 457, Ronceverte, WV 24970
MBC - HUNT NB:BH	Huntington Bank-CO	Huntington National Bank, Comm Loans-MBC - EA4E63, 7 Easton Oval, Columbus, OH 43219
MBC - JPMC:BH	JP Morgan Chase	JP Morgan Chase, 500 Neville Street, Beckley, WV 25801
MBC - MVB:BH	MVB Bank	MVB Bank, 1000 Johnson Avenue, Bridgeport, WV 26330
MBC - OVB:BH	Ohio Valley Bank	Ohio Valley Bank Comp, 420 3rd Avenue, Gallipolis, OH 45631
MBC - PVB	Page Valley Bank	Page Valley Bank, 17 W Main Street, Luray, VA 22835
MBC - PB:BH	Peoples Bank	Peoples Bank, 101 5th Aveune, Huntington, WV 25701
MBC - SUMMIT CM B	Summit Bank	Summit Community Bank, 310 N Main St, Moorefield, WV 26836
MBC - UB:BH	United Bank	United Bank, 990 Elmer Prince Drive, Morgantown, WV 26505
UNITED B-CHAS	United Bank-Chas	United Bank, Trust Dept, PO Box 393, Charleston, WV 25322
MBC-WESBK:BH	Wesbanco	WesBanco (Wheeling Dollar S&T), Trust Dept, 1 Bank Plaza, Wheeling, WV 26003-3562
WESBK-WHEEL	Wesbanco-Wheeling	WesBanco (Wheeling Dollar S&T), Trust Dept, 1 Bank Plaza, Wheeling, WV 26003-3562

**PAYING AGENT BANKS - GOVERNMENTAL BONDHOLDERS**

CODE	PAYING AGENT	BANK NAME AND ADDRESS	AGENCY
MBC - BNY	Bank of New York	Bank of NY, 385 Rifle Camp Rd, 3rd Floor, Corp Trust, Woodland Park, NJ 07424	WDA
MBC - BNY2	Bank of New York	Bank of NY, 385 Rifle Camp Rd, 3rd Floor, Corp Trust, Woodland Park, NJ 07424	WDA
MBC - BBT	BB&T	BB&T, 300 Summers Street, Charleston, WV 25301	WDA
MBC - BPH	BPH	Bureau of Public Health, Internal Governmental Transfer	BPH
GMAC-CPLT1:B1T	Wells Fargo/Berkadia	Berkadia Commerical Mortgage, LLC (GMAC), PO Box 1657, Horsham, PA 19044	
MBC - DEP	DEP	Department of Environmental Protection, Internal Governmental Transfer	DEP
FED RES-RICHMON	Federal Reserve	Federal Reserve Bank, PO Box 27622, Richmond, VA 23261	
MBC - UNB	United Bank	United Bank, Trust Dept, PO Box 393, Charleston, WV 25322	IJDC

**GOVERNMENTAL AGENCIES**

CODE	NAME	ADDRESS	TELEPHONE
BPH	Bureau of Public Health	350 Capitol Street, Room 313, Charleston WV 25301-3713	304-356-4301
DEP	Depart of Environmental Protection	601 57th Street SE, Charleston, WV 25304	304-926-0499
IJDC	Infrastructure Job Develop Council	c/o WDA 1009 Bullitt Street, Charleston, WV 25301	304-558-4607
WDA	Water Development Authority	1009 Bullitt Street, Charleston, WV 25301	304-414-6500



## ACTIVE BOND ACCOUNTS

The following is a listing of all the active bond accounts maintained by the Commission, as of the report date. Discretionary accounts and Sinking Funds Accounts for paid out issues are not included. All bond issues paid by the Commission, whether as the paying agent, or through a paying agent, are listed. All reserve accounts for issues paid by others are also included.

**ACCOUNT NAME** -- The name includes the issuer, year, type of issue, and whether the issue is a revenue (REV) or general obligation (GO) issue. All GOs are labeled as such. Additional accounts include Reserve (RES), Depreciation (DEP) or Repair & Replacement (R&R) accounts. On GO issues over \$5 million, tax collections surplus to annual debt service are transferred to a Surplus Collection (SUR COL) account. Issues labeled ESCROW have either been fully funded in cash, or have had specific US Treasury investments purchased to defease the issue with future earnings.

**ISSUE DATE** -- The date of issue is shown in this column.

**INTEREST RATE** -- This column shows the interest rate, or range of rates, at which this bond was issued. It reflects the actual coupon rate. It is always listed from lowest to highest regardless of the order. Some rates may have matured, and no longer be outstanding. Some issues owned by WV Dept of Environmental Protection (MBC-DEP), the WV Bureau of Public Health (MBC-BPH) or the WV Infrastructure Council (MBC-UNB) were issued at an interest rate (0 – 3%) plus a 1% or ½% Administrative Fee which is also paid to the bondholder. They are labeled "+1% or 0.5% AF".

**ORIGINAL ISSUE** -- This column indicates the amount of the original issue. If the amount is preceded by a #, it indicates that the full amount of the loan has not yet been drawn down.

**OUTSTANDING** -- This column indicates the principal outstanding as of the report date. Refunded issues, which are fully escrowed with an escrow trustee (ET) will have that trustee listed in this column, if other than the Commission. Inquiries on these issues should be directed to the trustee.

**ACCOUNT BALANCE** -- This column indicates the account balance as of the report date. If this is an escrow account, the balance may include both cash and escrow securities. The investments are carried at cost, which may be different than their matured value, but will defease the issue.

**LAST DEBT** -- This column gives the final maturity year for the bond issue. In some cases where a bond has been advance refunded with escrows purchased for a future call, the year of final call rather than the original final maturity may be shown.

**DEBT MONTH** -- This column indicates the month's debt service due on the issue on a calendar year basis, with the month of principal shown first. Issues with only one number have annual debt service. Issues labeled 99/99 have monthly debt service. Issues labeled 36/91 have quarterly debt service of the 3<sup>rd</sup> (March), 6<sup>th</sup>, 9<sup>th</sup> and 12<sup>th</sup> months. Issues labeled 14/71 or 25/81 are similar.

**PAYING AGENT** -- The Commission pays all funds for the debt service to these banks. Due to numerous bank mergers and name changes, the bank shown in this column may not agree with the bank named on the original bond (see Paying Agent address page).

**INSURED** -- If this issue is insured, an "I" will appear in this column.

**COUNSEL-LEGAL OPINIONS** -- The Commission does not have legal opinions for these issues. Almost all issues now have a legal opinion printed on the bond. If a legal opinion is needed, it can be obtained from the bond counsel for the issue (see Bond Counsel address page).

### DISCLAIMER

*While every attempt has been made to verify the accuracy of this data, no guarantee of accuracy should be assumed.*

ACCOUNT NAME	ISSUE DATE	INTEREST RATE	ORIGINAL ISSUE	OUTSTANDING (06/30/14)	ACCT - BAL (06/30/14)	LAST DEBT	DEBT MONTH	PAYING AGENT	BOND I	COUNSEL
Adrian PSD 00-A Water Reserve	10/06/00				61,948.27					
Adrian PSD 04-A Water Reserve	02/18/04				55,919.53					
Adrian PSD 08-A Water Reserve	10/23/08				36,517.50					
Adrian PSD 08-B Water Revenue	10/23/08	0.000%	500,000	447,712	2,063.93	2048	36/91	MBC - UNB		JK
Adrian PSD 08-B Water Reserve	10/23/08				13,088.26					
Adrian PSD 10-A Water Revenue	10/28/10	0.000%	#175,700	6,810	378.17	2050	36/91	MBC - UNB		S&J
Adrian PSD 10-A Water Reserve	10/28/10				1,172.47					
Adrian PSD 88 (Series 89) Water Reserve	07/21/88				58,350.84					
Adrian PSD 96-A Water Reserve	09/11/96				35,819.46					
Adrian PSD 96-B Water Reserve	09/11/96				46,839.26					
Albright 09-A Water Revenue	05/21/09	0.000%	#327,315	284,971	1,629.38	2045	36/91	MBC - UNB		S&J
Albright 09-A Water Reserve	05/21/09				9,294.69					
Alderson 01-A Sewer Refunding Revenue	09/13/01	5.000% - 5.850%	550,000	360,000	22,222.18	2025	10/04	MBC - DTC		S&J
Alderson 01-A Sewer Refunding Reserve	09/13/01				44,459.72					
Alderson 86-B Sewer Revenue	08/18/86	0.000%	90,762	27,927	1,745.84	2025	10/	MBC - BNY2		S&J
Alderson 86-B Sewer Reserve	08/18/86				2,328.04					
Alderson 13-A Water Revenue	08/16/13	4.100%	200,000	187,673	2,034.72	2023	99/99	MBC - UB:BH		S&J
Alderson 13-A Water Reserve	08/16/13				1,667.17					
Alpine Lake 08-A Sewer Reserve	01/10/08				83,841.68					S&J
Alpine Lake 06-A Water Reserve	08/10/06				54,566.28					S&J
Alpine Lake 06-B Water Reserve	08/10/06				29,307.94					S&J
Ansted 00 Sewer Revenue	12/11/00	0.000% - +0.5%AF	580,645	343,534	1,785.02	2032	36/91	MBC - DEP		S&J
Ansted 00 Sewer Reserve	12/11/00				19,366.34					
Ansted 99 Sewer Sys Design Revenue	04/13/99	0.000% - +1.0%AF	183,285	50,402	1,310.01	2019	36/91	MBC - DEP		S&J
Ansted 99 Sewer Sys Design Reserve	04/13/99				11,770.42					
Armstrong PSD (Deepwater) 94-A Sewer Rev	11/15/94	6.750%	429,000	341,353	12,446.89	2033	10/04	MBC - BNY		JK
Armstrong PSD (Deepwater) 94-A Sewer Res	11/15/94				31,622.69					
Armstrong PSD (Deepwater) 94-B Sewer Rev	11/15/94	0.000%	37,540	3,283	318.36	2016	36/91	MBC - DEP		JK

ACCOUNT NAME	ISSUE DATE	INTEREST RATE	ORIGINAL ISSUE	OUTSTANDING (06/30/14)	ACCT - BAL (06/30/14)	LAST DEBT	DEBT MONTH	PAYING AGENT	BOND I	COUNSEL
Armstrong PSD (Deepwater) 94-B Sewer Res	11/15/94				1,878.69					
Armstrong PSD 02-A Sewer Revenue	12/01/02	4.000% - 5.600%	785,000	490,000	22,449.85	2025	04/10	MBC - DTC		S&J
Armstrong PSD 02-A Sewer Reserve	12/01/02				62,960.78					
Armstrong PSD 06-A Sewer Revenue BAN	12/21/06	3.000% - 5.000%	50,000	30,533	1,595.78	2019	36/91	MBC - BBT		JK
Armstrong PSD 01-A Water Reserve	12/13/01				31,312.55					
Armstrong PSD 11-A Water Reserve	03/28/11				4,775.09					
Athens 00 Water & Sewer Revenue	05/24/00	2.000% - +1.0%AF	711,976	282,051	6,383.12	2021	36/91	MBC - DEP		S&J
Athens 00 Water & Sewer Reserve	05/24/00				43,283.20					
Athens 04-A Water & Sewer Revenue	05/26/04	0.000%	303,000	234,136	725.29	2044	36/91	MBC - UNB		S&J
Athens 04-A Water & Sewer Reserve	05/26/04				10,209.54					
Athens 04-B Water & Sewer Revenue	05/26/04	0.000% - +0.5%AF	2,262,000	1,602,250	7,461.21	2035	36/91	MBC - DEP		S&J
Athens 04-B Water & Sewer Reserve	05/26/04				75,510.23					
Barrackville 10-A Sewer Revenue	12/22/10	0.000%	#3,329,658	3,211,590	4,202.26	2051	36/91	MBC - UNB		S&J
Barrackville 10-A Sewer Reserve	12/22/10				10,420.80					
Barrackville 10-B Sewer Revenue	12/22/10	0.000% - +0.5%AF	2,500,000	2,407,272	4,525.36	2042	36/91	MBC - DEP		S&J
Barrackville 10-B Sewer Reserve	12/22/10				9,663.00					
Barrackville 85-A Sewer Revenue	12/09/85	9.750%	618,894	428,735	31,307.30	2025	10/04	MBC - BNY		S&J
Barrackville 85-A Sewer Reserve	12/09/85				62,164.77					
Barrackville 85-B Sewer Revenue	12/09/85	0.000%	308,106	97,297	12,093.90	2025	10/	MBC - BNY2		S&J
Barrackville 85-B Sewer Reserve	12/09/85				12,496.69					
Barrackville 87-A Sewer Revenue	11/06/87	8.380%	100,379	68,329	4,582.98	2026	10/04	MBC - BNY		S&J
Barrackville 87-A Sewer Reserve	11/06/87				8,851.97					
Barrackville 87-B Sewer Revenue	11/06/87	0.000%	24,621	8,423	593.61	2026	10/	MBC - BNY2		S&J
Barrackville 87-B Sewer Reserve	11/06/87				1,000.93					
Bath 02-A Water Revenue	12/09/02	0.000% - +1.0%AF	#1,150,000	737,891	12,117.47	2033	36/91	MBC - BPH		JK
Bath 02-A Water Reserve	12/09/02				38,377.96					
Bath 06-A Water Revenue	08/29/06	0.000% - +1.0%AF	1,250,000	958,324	7,988.38	2037	36/91	MBC - BPH		JK
Bath 06-A Water Reserve	08/29/06				32,444.22					

ACCOUNT NAME	ISSUE DATE	INTEREST RATE	ORIGINAL ISSUE	OUTSTANDING (06/30/14)	ACCT - BAL (06/30/14)	LAST DEBT	DEBT MONTH	PAYING AGENT	BOND I	BOND COUNSEL
Bath 06-B Water Revenue	08/29/06	0.000%	1,237,000	1,034,875	5,213.38	2046	36/91	MBC - UNB		JK
Bath 06-B Water Reserve	08/29/06				20,828.79					
Bath 08-A Water Refunding Revenue	11/05/08	4.180%	1,091,000	790,551	18,475.95	2024	99/99	MBC-BBT:BH		S&J
Bath 08-A Water Refunding Reserve	11/05/08				95,488.40					
Bath 09-A Water Revenue	10/29/09	0.000%	2,193,910	1,956,231	6,097.29	2041	36/91	MBC - BPH		S&J
Bath 09-A Water Reserve	10/29/09				25,789.84					
Brooke County PSD 03-A Sewer Revenue	10/10/03	0.000% - +0.5%AF	606,211	416,749	4,573.58	2035	36/91	MBC - DEP		BRM
Brooke County PSD 03-A Sewer Reserve	10/10/03				27,983.16					
Brooke County PSD 10-A Sewer Revenue	03/18/10	0.000%	2,517,800	2,368,715	5,524.34	2050	36/91	MBC - UNB		S&J
Brooke County PSD 10-A Sewer Reserve	03/18/10				15,468.21					
Brooke County PSD 97-A Sewer Revenue	12/09/97	0.000% - +1.0%AF	450,000	108,228	4,645.89	2019	36/91	MBC - DEP		JK
Brooke County PSD 97-A Sewer Reserve	12/09/97				29,431.46					
Brooke County PSD 97-B Sewer Revenue	12/09/97	0.000%	2,163,971	1,320,865	10,166.77	2037	36/91	MBC - UNB		JK
Brooke County PSD 97-B Sewer Reserve	12/09/97				72,216.94					
Brooke County PSD 97-C Sewer Revenue	12/09/97	1.000%	450,000	450,000	0.00	2037	36/91	MBC - UNB		JK
Brooke County PSD 97-C Sewer Reserve	12/09/97				26,353.95					
Brooke County PSD 03-A Water Revenue	10/10/03	0.000%	764,000	573,000	1,902.84	2043	36/91	MBC - UNB		BRM
Brooke County PSD 03-A Water Reserve	10/10/03				20,100.79					
Berkeley County Schools 10 GO	02/17/10	2.000% - 4.000%	51,500,000	41,155,000	1,545,361.59	2025	05/11	MBC - DTC		S&J
Berkeley County Schools 10 GO Sur Col	02/17/10				621,999.48					
Berkeley County Schools 12 Ref GO	02/09/12	1.100% - 2.000%	11,570,000	7,135,000	986,579.09	2017	05/11	MBC - DTC		S&J
Berkeley County Schools 12 Ref Spec Sur	02/09/12				569,430.66					
Berkeley Cty Schools 12 Ref GO Sur Col	02/09/12				471,238.59					
Bethany 05-A Sewer Revenue	02/22/05	3.000%	1,250,000	837,261	20,895.31	2026	36/91	MBC - UNB		S&J
Bethany 05-A Sewer Reserve	02/22/05				69,259.64					
Bethany 09-A Sewer Reserve	06/19/09				8,800.59					
Belington 04-A Water & Sewer Reserve	07/15/04				9,544.40					
Belington 04-B Water & Sewer Reserve	07/15/04				29,806.17					

ACCOUNT NAME	ISSUE DATE	INTEREST RATE	ORIGINAL ISSUE	OUTSTANDING (06/30/14)	ACCT - BAL (06/30/14)	LAST DEBT	DEBT MONTH	PAYING AGENT	BOND I	COUNSEL
Belington 04-C Water & Sewer Revenue	07/15/04	0.000%	1,000,000	779,221	2,472.35	2044	36/91	MBC - UNB		S&J
Belington 04-C Water & Sewer Reserve	07/15/04				22,322.52					
Belington 12-A Water & Sewer Revenue	09/20/12	0.000%	#1,250,000	1,194,759	2,713.35	2052	36/91	MBC - UNB		S&J
Belington 12-A Water & Sewer Reserve	09/20/12				1,082.32					
Belington 12-B Water & Sewer Reserve	09/20/12				0.00					
Belington 12-C Water & Sewer Reserve	09/20/12				0.00					
Belington 13-A Water & Sewer Revenue	11/13/13	1.000%	#667,188	454,729	0.00	2053	36/91	MBC - UNB		S&J
Belington 13-A Water & Sewer Reserve	11/13/13				0.00					
Belington 97-A Water & Sewer Revenue	03/03/97	6.250%	475,000	387,167	12,562.26	2035	10/04	MBC - BNY		S&J
Belington 97-A Water & Sewer Reserve	03/03/97				32,865.93					
Belington 97-B W & S Sys Design Revenue	08/26/97	2.000% - +1.0%AF	331,042	62,253	4,479.56	2017	36/91	MBC - DEP		S&J
Belington 97-B W & S Sys Design Reserve	08/26/97				20,896.23					
Beckley 09 Parking Refunding Revenue	09/17/09	3.750% - 4.700%	1,485,000	1,175,000	26,337.92	2026	06/12	MBC - DTC		S&J
Beckley 09 Parking Refunding Reserve	09/17/09				66,407.61					
Beckley 04-A Sewer Revenue	09/28/04	2.000% - +1.0%AF	9,039,000	5,849,088	151,452.95	2026	36/91	MBC - DEP		VLF
Beckley 04-A Sewer Reserve	09/28/04				461,280.69					
Beckley 09-A Sewer Revenue	09/18/09	2.000% - +1.0%AF	#679,316	556,727	15,463.30	2030	36/91	MBC - DEP		JK
Beckley 09-A Sewer Reserve	09/18/09				18,954.02					
Beckley 09-C Sewer Revenue	09/18/09	0.000% - +.25%AF	1,035,783	942,221	5,154.21	2049	36/91	MBC - DEP		JK
Beckley 09-C Sewer Reserve	09/18/09				9,811.18					
Beckley 98-A Sewer Revenue	03/17/98	2.000% - +1.0%AF	11,000,000	3,623,466	181,042.69	2020	36/91	MBC - DEP		V&W
Beckley 98-A Sewer Reserve	03/17/98				668,737.29					
Beckley 10-A Stormwater Revenue	12/15/10	3.870%	2,000,000	1,760,894	24,076.65	2031	99/99	MBC - JPMC:BH		S&J
Belle 08-A Sewer Revenue	11/20/08	0.000% - +0.5%AF	1,945,100	1,653,320	5,811.14	2039	36/91	MBC - DEP		S&J
Belle 08-A Sewer Reserve	11/20/08				64,853.91					
Belle 09-A Sewer Revenue	09/25/09	0.000% - +1.0%AF	275,396	243,266	1,679.38	2040	36/91	MBC - DEP		S&J
Belle 09-A Sewer Reserve	09/25/09				9,182.65					
Belmont 04-A Sewer Revenue	08/19/04	0.000% - +0.5%AF	1,219,978	884,484	22,532.68	2036	36/91	MBC - DEP		S&J

ACCOUNT NAME	ISSUE DATE	INTEREST RATE	ORIGINAL ISSUE	OUTSTANDING (06/30/14)	ACCT - BAL (06/30/14)	LAST DEBT	DEBT MONTH	PAYING AGENT	BOND I	BOND COUNSEL
Belmont 04-A Sewer Reserve	08/19/04				36,334.89					S&J
Belmont 97-A Water Revenue	12/15/97	6.250%	1,302,490	1,067,199	72,168.16	2035	10/04	MBC - BNY		S&J
Belmont 97-A Water Reserve	12/15/97				90,575.25					
Benwood 00-A Sewer Revenue	12/20/00	0.000% - +0.5%AF	318,300	188,303	3,216.22	2032	36/91	MBC - DEP		S&J
Benwood 00-A Sewer Reserve	12/20/00				13,003.18					
Benwood 00-B Sewer Revenue	12/20/00	0.000%	245,600	167,935	1,781.10	2040	36/91	MBC - UNB		S&J
Benwood 00-B Sewer Reserve	12/20/00				8,111.23					
Benwood 11-A Water Revenue	03/17/11	0.000%	#1,550,000	1,468,512	3,366.31	2051	36/91	MBC - UNB		S&J
Benwood 11-A Water Reserve	03/17/11				40,077.08					
Berkeley County Sewer PSD 00-A Revenue	05/25/00	0.000% - +0.5%AF	937,500	507,785	3,146.04	2030	36/91	MBC - DEP		S&J
Berkeley County Sewer PSD 00-A Reserve	05/25/00				31,369.98					
Berkeley County Sewer PSD 01-A Revenue	03/30/01	0.000% - 1.000%	429,000	158,699	2,035.10	2021	36/91	MBC - UNB		S&J
Berkeley County Sewer PSD 01-A Reserve	03/30/01				24,379.06					
Berkeley County Sewer PSD 01-B Revenue	08/07/01	0.000% - 0.500%	2,909,850	1,697,400	12,130.13	2031	36/91	MBC - DEP		S&J
Berkeley County Sewer PSD 01-B Reserve	08/07/01				97,253.67					
Berkeley County Sewer PSD 02-A Revenue	05/09/02	0.000% - +0.5%AF	750,000	456,250	2,523.51	2032	36/91	MBC - DEP		S&J
Berkeley County Sewer PSD 02-A Reserve	05/09/02				25,036.53					
Berkeley County Sewer PSD 02-B Revenue	07/11/02	0.000% - +0.5%AF	456,548	277,713	1,537.44	2032	36/91	MBC - DEP		S&J
Berkeley County Sewer PSD 02-B Reserve	07/11/02				15,540.38					
Berkeley County Sewer PSD 02-C Revenue	08/28/02	0.000% - +0.5%AF	30,500,000	20,594,008	111,360.87	2034	36/91	MBC - DEP		S&J
Berkeley County Sewer PSD 02-C Reserve	08/28/02				1,037,940.25					
Berkeley County Sewer PSD 02-D Revenue	08/28/02	5.800%	4,965,465	4,435,604	135,592.84	2039	10/04	MBC - BNY		S&J
Berkeley County Sewer PSD 02-D Reserve	08/28/02				334,511.39					
Berkeley County Sewer PSD 02-E Revenue	08/28/02	5.800%	560,822	508,264	14,542.84	2041	10/04	MBC - BBT		S&J
Berkeley County Sewer PSD 02-E Reserve	08/28/02				37,142.38					
Berkeley County Sewer PSD 03-A Revenue	08/14/03	2.000% - +1.0%AF	252,922	132,722	1,570.36	2023	36/91	MBC - DEP		S&J
Berkeley County Sewer PSD 03-A Reserve	08/14/03				15,378.63					
Berkeley County Sewer PSD 03-B Revenue	08/14/03	2.000% - +1.0%AF	330,862	173,620	2,063.78	2023	36/91	MBC - DEP		S&J

ACCOUNT NAME	ISSUE DATE	INTEREST RATE	ORIGINAL ISSUE	OUTSTANDING (06/30/14)	ACCT - BAL (06/30/14)	LAST DEBT	DEBT MONTH	PAYING AGENT	BOND I	COUNSEL
Berkeley County Sewer PSD 03-B Reserve	08/14/03				20,142.02					
Berkeley County Sewer PSD 04-A Revenue	11/30/04	0.000%	1,999,600	1,463,475	5,456.21	2039	36/91	MBC - UNB		S&J
Berkeley County Sewer PSD 04-A Reserve	11/30/04				56,013.86					
Berkeley County Sewer PSD 07-A Revenue	03/06/07	4.100% - 5.000%	3,970,000	3,670,000	73,874.23	2047	03/09	MBC - DTC		S&J
Berkeley County Sewer PSD 07-A Reserve	03/06/07				165,687.22					
Berkeley County Sewer PSD 07-B Reserve	03/06/07				251,020.01					
Berkeley County Sewer PSD 07-C Reserve	03/06/07				251,020.01					
Berkeley County Sewer PSD 07-D Reserve	03/06/07				198,142.31					
Berkeley County Sewer PSD 07-E Reserve	03/06/07				13,945.53					
Berkeley County Sewer PSD 07-F Reserve	03/06/07				139,455.54					
Berkeley County Sewer PSD 09-A Revenue	07/31/09	4.000% - 5.300%	2,695,000	2,280,000	78,271.76	2029	03/09	MBC - DTC		S&J
Berkeley County Sewer PSD 09-A Reserve	07/31/09				225,652.42					
Berkeley County Sewer PSD 09-B Revenue	07/31/09	3.000%	1,000,000	813,533	10,725.44	2029	36/91	MBC - UNB		S&J
Berkeley County Sewer PSD 09-B Reserve	07/31/09				66,679.27					
Berkeley County Sewer PSD 13-A Ref Rev	08/22/13	2.60% - 3.75%	9,615,000	9,615,000	79,597.84	2026	10/04	MBC - DTC		S&J
Berkeley County Sewer PSD 13-A Ref Res	08/22/13				961,663.41					
Berkeley County Sewer PSD 13-B Ref Rev	08/22/13	3.00% - 3.00%	1,950,000	1,950,000	404,559.83	2017	10/04	MBC - DTC		S&J
Berkeley County Sewer PSD 13-B Ref Res	08/22/13				97,516.58					
Berkeley County Sewer PSD 13-C Ref Rev	12/19/13	2.00% - 3.50%	2,880,000	2,880,000	159,242.50	2025	10/04	MBC - DTC		S&J
Berkeley County Sewer PSD 13-C Ref Res	12/19/13				288,025.87					
Berkeley County Sewer PSD 13-D Revenue	12/20/13	0.000%	1,116,602	1,102,644	4,651.60	2034	36/91	MBC - UNB		S&J
Berkeley County Sewer PSD 13-D Reserve	12/20/13				1,861.14					S&J
Berkeley County Sewer PSD 86-B Revenue	03/07/86	0.000%	1,638,194	517,324	39,943.55	2025	10/	MBC - BNY2		S&J
Berkeley County Sewer PSD 86-B Reserve	03/07/86				50,500.28					
Berkeley County Sewer PSD 90-A Revenue	05/03/90	7.850%	828,629	613,520	33,536.55	2029	10/04	MBC - BNY		S&J
Berkeley County Sewer PSD 90-A Reserve	05/03/90				68,661.03					
Berkeley County Sewer PSD 90-B Revenue	05/03/90	0.000%	38,669	15,864	1,317.28	2029	10/	MBC - BNY2		S&J
Berkeley County Sewer PSD 90-B Reserve	05/03/90				1,163.48					

ACCOUNT NAME	ISSUE DATE	INTEREST RATE	ORIGINAL ISSUE	OUTSTANDING (06/30/14)	ACCT - BAL (06/30/14)	LAST DEBT	DEBT MONTH	PAYING AGENT	BOND I	COUNSEL
Berkeley County Sewer PSD 94-A Revenue	10/05/94	6.750%	494,288	393,302	17,273.58	2033	10/04	MBC - BNY		S&J
Berkeley County Sewer PSD 94-A Reserve	10/05/94				36,460.24					
Berkeley County Sewer PSD 94-C Revenue	11/17/94	0.000%	2,772,879	207,965	34,321.27	2015	36/91	MBC - DEP		S&J
Berkeley County Sewer PSD 94-C Reserve	11/17/94				162,403.97					
Berkeley County Sewer PSD 95-A Revenue	02/09/95	0.000%	3,837,640	335,790	36,753.89	2016	36/91	MBC - DEP		S&J
Berkeley County Sewer PSD 95-A Reserve	02/09/95				208,526.12					
Berkeley County Sewer PSD 95-B Revenue	12/29/95	0.000% - +1.0%AF	2,138,506	187,117	38,661.22	2016	36/91	MBC - DEP		S&J
Berkeley County Sewer PSD 95-B Reserve	12/29/95				107,370.43					
Berkeley County Sewer PSD 96-A Revenue	02/13/96	0.000% - +1.0%AF	319,902	27,986	5,788.16	2016	36/91	MBC - DEP		S&J
Berkeley County Sewer PSD 96-A Reserve	02/13/96				18,770.66					
Berkeley County Sewer PSD 96-B Revenue	05/01/96	0.000% - +1.0%AF	2,628,633	328,573	54,627.61	2016	36/91	MBC - DEP		S&J
Berkeley County Sewer PSD 96-B Reserve	05/01/96				131,975.54					
Berkeley County Sewer PSD 96-C Revenue	05/01/96	0.000% - +1.0%AF	837,579	104,690	17,160.31	2016	36/91	MBC - DEP		S&J
Berkeley County Sewer PSD 96-C Reserve	05/01/96				49,142.75					
Berkeley County Sewer PSD 97-A Revenue	06/12/97	2.000% - +1.0%AF	148,000	28,241	1,560.90	2017	36/91	MBC - DEP		S&J
Berkeley County Sewer PSD 97-A Reserve	06/12/97				9,009.49					S&J
Berkeley County Sewer PSD 97-B Revenue	12/11/97	2.000% - +1.0%AF	1,250,000	326,219	13,189.93	2018	36/91	MBC - DEP		S&J
Berkeley County Sewer PSD 97-B Reserve	12/11/97				75,992.57					
Berkeley County Sewer PSD 99-A Revenue	10/28/99	0.000% - +0.5%AF	30,707,296	17,736,106	112,667.10	2031	36/91	MBC - DEP		S&J
Berkeley County Sewer PSD 99-A Reserve	10/28/99				1,061,094.69					
Berkeley County PSD 01-A Water Revenue	09/25/01	5.800%	2,010,000	1,751,516	61,418.92	2039	10/04	MBC - BNY		S&J
Berkeley County PSD 01-A Water Reserve	09/25/01				132,101.43					
Berkeley County PSD 03-A&B Water Reserve	04/30/03				175,913.00					
Berkeley County PSD 03-B Water Ref Rev	04/01/03	2.000% - 4.400%	2,030,000	885,000	132,028.60	2019	09/03	MBC - DTC		S&J
Berkeley County PSD 03-C Water Revenue	05/15/03	5.000%	2,430,000	1,505,657	125,684.96	2023	10/04	MBC - BNY		S&J
Berkeley County PSD 03-C Water Reserve	05/15/03				195,019.36					
Berkeley County PSD 06 Water Revenue	12/28/06	3.500% - 4.300%	10,000,000	9,575,000	153,170.06	2036	12/06	MBC - DTC		S&J
Berkeley County PSD 06 Water Reserve	12/28/06		FSA INSURED		0.00					



ACCOUNT NAME	ISSUE DATE	INTEREST RATE	ORIGINAL ISSUE	OUTSTANDING (06/30/14)	ACCT - BAL (06/30/14)	LAST DEBT	DEBT MONTH	PAYING AGENT	BOND I COUNSEL
Berkeley County PSD 07-A Water Revenue	12/21/07	3.400% - 4.250%	2,300,000	2,245,000	57,749.09	2025	06/12	MBC - DTC	S&J
Berkeley County PSD 07-A Water Reserve	12/21/07				0.00				
Berkeley County PSD 08 Water Revenue	01/24/08	4.000% - 4.250%	9,500,000	9,500,000	97,831.45	2037	12/06	MBC - DTC	S&J
Berkeley County PSD 08 Water Reserve	01/24/08		FSA INSURED		0.00				
Berkeley County PSD 09 Water Revenue	02/17/09	2.000% - 4.400%	7,510,000	6,395,000	212,109.72	2028	12/06	MBC - DTC	S&J
Berkeley County PSD 09 Water Reserve	02/17/09				712,315.96				
Berkeley County PSD 12-A Water Revenue	12/20/12	1.000% - 2.375%	7,425,000	6,840,000	417,253.90	2024	12/06	MBC - DTC	S&J
Berkeley County PSD 12-A Water Reserve	12/20/12				742,744.98				
Berkeley County PSD 12-B Water Revenue	12/20/12	1.000% - 3.250%	7,800,000	7,775,000	55,697.74	2033	12/06	MBC - DTC	S&J
Berkeley County PSD 12-B Water Reserve	12/20/12				739,240.85				
Berkeley County PSD 13-A Water Ref Rev	12/30/13	2.000% - 4.500%	9,900,000	9,900,000	100,526.44	2033	12/06	MBC - DTC	S&J
Berkeley County PSD 13-A Water Ref Res	12/30/13				910,101.54				
Berkeley County PSD 13-B Water Ref Rev	12/30/13	1.400% - 3.950%	2,875,000	2,875,000	282,186.72	2020	12/06	MBC - DTC	S&J
Berkeley County PSD 13-B Water Ref Res	12/30/13				287,524.17				
Berkeley Cty (Hedgesvile 96) PSD 96 W Rev	08/06/96	6.250%	677,158	550,485	22,499.09	2035	10/04	MBC - BNY	BRM
Berkeley Cty (Hedgesvile 96) PSD 96 W Res	08/06/96				46,751.90				
Berkeley Cty (Opequon 93) PSD 93-D W Rev	07/29/93	6.750%	10,257,957	8,115,420	364,553.08	2033	10/04	MBC - BNY	BRM
Berkeley Cty (Opequon 93) PSD 93-D W Res	07/29/93				751,330.73				
Berkeley Cty (Hedgesvile 93A) PSD 93B W Rev	03/08/93	7.750%	528,871	413,378	20,805.19	2031	10/04	MBC - BNY	BRM
Berkeley Cty (Hedgesvile 93A) PSD 93B W Res	03/08/93				43,382.25				
Berkeley Cty (Hedgesvile 93B) PSD 93C W Rev	03/08/93	0.000%	17,629	8,137	704.63	2031	10/	MBC - BNY2	BRM
Berkeley Cty (Hedgesvile 93B) PSD 93C W Res	03/08/93				452.78				
Beverly 01-A Sewer Revenue	09/11/01	0.000% - +0.5%AF	300,000	177,500	991.21	2032	36/91	MBC - DEP	S&J
Beverly 01-A Sewer Reserve	09/11/01				10,027.95				
Beverly 82-B Sewer Revenue	10/28/82	0.000%	86,500	14,027	1,940.90	2019	10/	MBC - BNY2	S&J
Beverly 97-A Sewer Revenue	08/28/97	0.000%	248,258	145,476	6,450.31	2037	36/91	MBC - UNB	S&J
Beverly 97-A Sewer Reserve	08/28/97				6,343.21				
Beverly 12-A Water Revenue	08/29/12	0.000% - +1.0%AF	#3,800,000	3,353,148	12,053.99	2044	36/91	MBC - BPH	S&J

ACCOUNT NAME	ISSUE DATE	INTEREST RATE	ORIGINAL ISSUE	OUTSTANDING (06/30/14)	ACCT - BAL (06/30/14)	LAST DEBT	DEBT MONTH	PAYING AGENT	BOND I	COUNSEL
Beverly 12-A Water Reserve	08/29/12				4,222.25					
Big Bend PSD 98 Sewer Revenue	05/13/98	0.000%	208,920	126,417	891.35	2038	36/91	MBC - UNB		JTP
Big Bend PSD 98 Sewer Reserve	05/13/98				5,339.81					
Big Bend PSD 13-A Water Reserve	06/17/13				0.98					
Big Bend PSD 13-B Water GAN	06/17/13	0.000%	601,000	237,669	0.00	2016	07/	MBC - BBT		S&J
Bingamon PSD 05-A Water Reserve	08/24/05				15,622.21					
Birch River PSD 09-A Water Reserve	10/19/09				9,050.19					
Bluefield 00-A Sewer Revenue	07/13/00	0.000% - +1.0%AF	307,000	103,599	1,714.80	2021	36/91	MBC - DEP		VLF
Bluefield 00-A Sewer Reserve	07/13/00				15,373.20					
Bluefield 04 Sewer Refunding Revenue	12/01/04	3.250% - 4.200%	3,175,000	1,400,000	362,844.43	2017	07/01	MBC - DTC		S&J
Bluefield 04 Sewer Refunding Reserve	12/01/04				390,714.14					
Bluefield 13-A Sewer Revenue	06/27/13	0.500% - +0.5%AF	#1,358,924	1,201,232	4,371.64	2044	36/91	MBC - DEP		S&J
Bluefield 13-A Sewer Reserve	06/27/13				406.73					
Bluefield 95 Sewer Refunding Revenue	08/29/95	0.000% - +1.0%AF	7,945,000	595,872	42,176.09	2015	36/91	MBC - DEP		S&J
Bluefield 95 Sewer Refunding Reserve	08/29/95				397,748.70					
Bluefield 99-A (Series 98A) Sewer Rev	05/20/99	0.000% - +1.0%AF	1,116,645	390,824	6,225.61	2021	36/91	MBC - DEP		VLF
Bluefield 99-A (Series 98A) Sewer Res	05/20/99				55,909.17					
Bluewell PSD 00 Water Revenue	08/29/00	0.000% - +1.0%AF	1,275,000	733,125	8,776.86	2031	36/91	MBC - BPH		S&J
Bluewell PSD 00 Water Reserve	08/29/00				42,589.35					
Bluewell PSD 04 Water Reserve	06/30/04				26,507.54					
Bluewell PSD 05-A Water Reserve	04/13/05				14,186.92					
Bluewell PSD 05-B Water Reserve	04/13/05				667.72					
Bluewell PSD 10-A Water Revenue	01/31/10	3.970%	300,000	184,424	6,075.43	2020	99/99	MBC-BBT:BH		S&J
Bluewell PSD 10-A Water Reserve	01/31/10				36,580.49					
Branchland/Midkiff PSD 09-A Water Rev	06/24/09	0.000%	4,100,000	3,703,220	8,821.10	2049	36/91	MBC - UNB		S&J
Branchland/Midkiff PSD 09-A Water Res	06/24/09				105,810.27					
Branchland/Midkiff PSD 11-A Water Rev	12/22/11	0.000%	1,247,000	1,214,608	2,700.62	2051	36/91	MBC - UNB		S&J
Branchland/Midkiff PSD 11-A Water Res	12/22/11				32,397.71					

ACCOUNT NAME	ISSUE DATE	INTEREST RATE	ORIGINAL ISSUE	OUTSTANDING (06/30/14)	ACCT - BAL (06/30/14)	LAST DEBT	DEBT MONTH	PAYING AGENT	BOND I COUNSEL
Branchland/Midkiff PSD 98 Water Revenue	07/29/98	0.000%	1,280,000	792,775	2,751.69	2038	36/91	MBC - UNB	G&G
Branchland/Midkiff PSD 98 Water Reserve	07/29/98				33,031.71				
Boone County PSD 08-A Sewer Revenue	04/16/08	0.000%	1,200,000	1,051,933	5,368.77	2048	36/91	MBC - UNB	S&J
Boone County PSD 08-A Sewer Reserve	04/16/08				31,230.03				
Boone Cty (Danville) PSD 93-A Sewer Rev	07/30/93	6.750%	4,384,319	3,468,585	164,324.49	2033	10/04	MBC - BNY	S&J
Boone Cty (Danville) PSD 93-A Sewer Res	07/30/93				321,124.34				
Boone County PSD 00-A Water Revenue	04/26/00	0.000% - +1.0%AF	2,130,000	1,207,000	7,220.08	2031	36/91	MBC - BPH	S&J
Boone County PSD 00-A Water Reserve	04/26/00		LTR/CREDIT		0.00				
Boone County PSD 00-B Water Revenue	04/26/00	0.000%	4,909,161	3,262,216	11,096.34	2040	36/91	MBC - UNB	S&J
Boone County PSD 00-B Water Reserve	04/26/00		LTR/CREDIT		0.00				
Boone County PSD 10-A Water Revenue	10/14/10	0.000%	#1,062,000	978,370	2,325.53	2050	36/91	MBC - UNB	S&J
Boone County PSD 10-A Water Reserve	10/14/10		LTR/CREDIT		0.00				
Brooke County Schools 12 Ref GO	11/05/12	3.000%	4,075,000	1,595,000	131,860.44	2016	05/11	MBC - DTC	G&G
Brooke County Schools 12 Ref GO Sur Col	11/05/12				304,208.63				
Boone-Raleigh PSD 94-A Sewer Revenue	07/20/94	6.750%	1,543,981	1,228,539	44,788.74	2033	10/04	MBC - BNY	JK
Boone-Raleigh PSD 94-A Sewer Reserve	07/20/94				113,749.09				
Boone-Raleigh PSD 94-B Sewer Revenue	07/20/94	0.000%	518,919	32,430	2,389.41	2015	36/91	MBC - DEP	JK
Boone-Raleigh PSD 94-B Sewer Reserve	07/20/94				25,954.06				
Bradshaw 93-A Sewer Revenue	03/31/93	7.750%	245,806	192,127	10,914.71	2031	10/04	MBC - BNY	S&J
Bradshaw 93-A Sewer Reserve	03/31/93				20,175.98				
Bradshaw 93-B Sewer Revenue	03/31/93	0.000%	8,194	3,782	181.55	2031	10/	MBC - BNY2	S&J
Bradshaw 93-B Sewer Reserve	03/31/93				229.79				
Bradley PSD 02-A Sewer Revenue	06/25/02	0.000% - +0.5%AF	293,000	183,110	935.22	2033	36/91	MBC - DEP	G&G
Bradley PSD 02-A Sewer Reserve	06/25/02				9,768.66				
Bradley PSD 05-A Sewer Ref Revenue	01/14/05	0.000% - +0.5%AF	6,192,677	4,592,902	19,560.17	2036	36/91	MBC - DEP	G&G
Bradley PSD 05-A Sewer Ref Reserve	01/14/05				185,253.10				
Buffalo Creek PSD 02-A Sewer Revenue	08/21/02	2.000% - +1.0%AF	355,500	182,080	1,918.34	2023	36/91	MBC - DEP	JK
Buffalo Creek PSD 02-A Sewer Reserve	08/21/02				19,454.65				

ACCOUNT NAME	ISSUE DATE	INTEREST RATE	ORIGINAL ISSUE	OUTSTANDING (06/30/14)	ACCT - BAL (06/30/14)	LAST DEBT	DEBT MONTH	PAYING AGENT	BOND I	COUNSEL
Buffalo Creek PSD 90-A Sewer Revenue	07/24/90	8.100%	438,497	329,462	11,719.56	2029	10/04	MBC - BNY		S&J
Buffalo Creek PSD 90-A Sewer Reserve	07/24/90				36,418.61					
Buffalo Creek PSD 96-A Sewer Revenue	03/26/96	2.000% - +1.0%AF	110,000	16,264	58.25	2016	36/91	MBC - DEP		JK
Buffalo Creek PSD 96-A Sewer Reserve	03/26/96				5,943.14					
Buffalo Creek PSD 96-B Sewer Revenue	03/26/96	2.000% - +1.0%AF	152,100	26,857	80.10	2017	36/91	MBC - DEP		JK
Buffalo Creek PSD 96-B Sewer Reserve	03/26/96				8,217.83					
Buffalo Creek PSD 98-A Sewer Revenue	10/22/98	2.000% - +1.0%AF	1,797,894	567,876	955.15	2019	36/91	MBC - DEP		JK
Buffalo Creek PSD 98-A Sewer Reserve	10/22/98				97,134.59					
Buffalo 10-A Sewer Revenue	11/09/10	0.000%	440,312	411,445	687.57	2037	36/91	MBC - UNB		S&J
Buffalo 10-A Sewer Reserve	11/09/10				33,586.67					
Buffalo 90-A Sewer Revenue	09/06/90	8.100%	280,168	210,503	10,110.80	2029	10/04	MBC - BNY		JK
Buffalo 90-A Sewer Reserve	09/06/90				23,969.80					
Buffalo 90-B Sewer Revenue	09/06/90	0.000%	12,652	5,327	380.20	2029	10/	MBC - BNY2		JK
Buffalo 90-B Sewer Reserve	09/06/90				514.59					
Buffalo 90-C Sewer Reserve	09/06/90				59,739.12					S&J
Buffalo 97-A Sewer Revenue	12/04/97	0.000% - +1.0%AF	600,000	142,500	3,675.69	2019	36/91	MBC - DEP		S&J
Buffalo 97-A Sewer Reserve	12/04/97				31,026.30					
Buffalo 97-B Lot 2 Sewer Revenue	12/04/97	0.000%	768,395	465,994	3,346.72	2037	36/91	MBC - UNB		S&J
Buffalo 97-B Sewer Revenue	12/04/97	0.000%	1,263,797	766,432	3,628.59	2037	36/91	MBC - UNB		S&J
Buffalo 97-B Sewer Reserve	12/04/97				54,251.36					
Buffalo 97-C Sewer Revenue	12/04/97	0.000%	600,000	600,000	2,224.44	2037	36/91	MBC - UNB		S&J
Buffalo 97-C Sewer Reserve	12/04/97				0.00					S&J
Buckhannon 09-A Sewer Ref Revenue	04/23/09	4.230%	2,004,608	1,526,144	28,296.42	2025	99/99	MBC-BBT:BH		JK
Buckhannon 86-B Sewer Revenue	03/12/86	0.000%	1,081,160	324,348	53,448.37	2025	10/	MBC - BNY2		VWL
Buckhannon 86-B Sewer Reserve	03/12/86				51,616.30					
Braxton County Schools 08 GO	09/30/08	3.250% - 5.250%	16,100,000	13,415,000	402,111.35	2029	11/05	MBC - DTC		BRM
Braxton County Schools 08 GO Sur Col	09/30/08				411,305.57					
Capon Bridge 13-A Water Revenue	10/02/13	0.000%	#1,989,000	374,814	0.00	2045	36/91	MBC - BPH		S&J

ACCOUNT NAME	ISSUE DATE	INTEREST RATE	ORIGINAL ISSUE	OUTSTANDING (06/30/14)	ACCT - BAL (06/30/14)	LAST DEBT	DEBT MONTH	PAYING AGENT	BOND I	COUNSEL
Capon Bridge 13-A Water Reserve	10/02/13				0.00					
Cameron 00-A Sewer Revenue	07/13/00	0.000%	2,530,188	1,731,180	11,161.48	2040	36/91	MBC - UNB		S&J
Cameron 00-A Sewer Reserve	07/13/00				66,600.88					
Cameron 97-A Sewer Sys Design Revenue	11/13/97	0.000% - +1.0%AF	450,000	84,375	4,130.07	2018	36/91	MBC - DEP		S&J
Cameron 97-A Sewer Sys Design Reserve	11/13/97				22,505.29					
Carpendale 91-A Sewer Revenue	10/10/91	7.750%	968,298	756,845	42,860.75	2031	10/04	MBC - BNY		S&J
Carpendale 91-A Sewer Reserve	10/10/91				79,374.77					
Carpendale 91-B Sewer Revenue	10/10/91	0.000%	32,277	14,897	902.50	2031	10/	MBC - BNY2		S&J
Carpendale 91-B Sewer Reserve	10/10/91				950.88					
Carpendale 94 Water Revenue	04/22/94	6.750%	801,000	633,698	32,009.24	2033	10/04	MBC - BNY		S&J
Carpendale 94 Water Reserve	04/22/94				58,667.91					
Canaan Valley PSD 10-A Sewer Revenue	01/22/10	0.000%	2,965,216	2,770,136	6,505.33	2049	36/91	MBC - DEP		S&J
Canaan Valley PSD 10-A Sewer Reserve	01/22/10				20,178.22					
Cabell County Schools 06 GO	06/06/06	3.000% - 5.000%	60,455,000	33,395,000	1,132,508.40	2021	05/11	MBC - DTC		S&J
Cabell County Schools 06 GO Sur Col	06/06/06				4,028,416.28					
Central Barbour PSD 02-A Water Reserve	12/13/02				7,266.07					
Central Barbour PSD 10-A Water Reserve	08/05/10				7,682.54					
Central Boaz PSD 12-A Sewer Reserve	06/27/12				0.00					
Central Boaz PSD 12-B Sewer Reserve	06/27/12				0.00					
Central Boaz PSD 88-A Sewer Revenue	05/19/88	9.000%	692,181	484,743	30,453.25	2026	10/04	MBC - BNY		BRD
Central Boaz PSD 88-A Sewer Reserve	05/19/88				64,756.21					
Central Boaz PSD 88-B Sewer Revenue	05/19/88	0.000%	248,215	84,916	4,900.03	2026	10/	MBC - BNY2		BRD
Central Boaz PSD 88-B Sewer Reserve	05/19/88				6,559.55					
Cedar Grove 02 Sewer Revenue	07/31/02	0.000% - +0.5%AF	1,500,000	950,000	4,481.11	2033	36/91	MBC - DEP		S&J
Cedar Grove 02 Sewer Reserve	07/31/02				50,000.36					
Cedar Grove 94 Sewer Revenue	09/02/94	6.750%	222,000	176,644	8,442.00	2033	10/04	MBC - BNY		JK
Cedar Grove 94 Sewer Reserve	09/02/94				16,356.81					
Cedar Grove 81 (Series 79) Water R&R	04/01/81				28,464.71					

ACCOUNT NAME	ISSUE DATE	INTEREST RATE	ORIGINAL ISSUE	OUTSTANDING (06/30/14)	ACCT - BAL (06/30/14)	LAST DEBT	DEBT MONTH	PAYING AGENT	BOND I	COUNSEL
Cedar Grove 81 (Series 79) Water Revenue	04/01/81	5.000%	535,000	184,491	7,457.89	2021	04/	GMAC-CPLT1:B1T		JK
Cedar Grove 81 (Series 79) Water Reserve	04/01/81				31,651.50					
Central Hampshire PSD 05-A Sewer Revenue	03/11/05	0.000%	1,725,000	1,725,000	0.00	2039	36/91	MBC - UNB		S&J
Central Hampshire PSD 05-A Sewer Reserve	03/11/05				0.00					
Central Hampshire PSD 05-B Sewer Revenue	03/11/05	0.000%	1,599,500	1,427,308	1,793.49	2039	36/91	MBC - UNB		S&J
Central Hampshire PSD 05-B Sewer Reserve	03/11/05				25,596.21					
Central Hampshire PSD 05-C Sewer Revenue	03/11/05	0.000%	220,203	174,742	646.87	2045	36/91	MBC - UNB		S&J
Central Hampshire PSD 05-C Sewer Reserve	03/11/05				5,683.49					
Central Hampshire PSD 99-A Sewer Revenue	04/27/99	0.000% - +1.0%AF	2,836,000	886,250	13,041.38	2020	36/91	MBC - DEP		S&J
Central Hampshire PSD 99-A Sewer Reserve	04/27/99				141,812.23					
Central Hampshire PSD 06-A Water Reserve	06/30/06				58,248.27					
Central Hampshire PSD 10-A Water Revenue	04/14/10	3.260%	125,000	51,047	1,727.22	2017	99/99	MBC - ROM		S&J
Central Hampshire PSD 10-A Water Reserve	04/14/10				20,638.24					
Center PSD 05-A Sewer Revenue	08/30/05	0.000%	197,500	156,987	872.66	2045	36/91	MBC - UNB		S&J
Center PSD 05-A Sewer Reserve	08/30/05				4,135.87					
Center PSD 89-A Sewer Revenue	11/22/89	8.400%	1,415,213	1,071,988	55,634.12	2029	10/04	MBC - BNY		S&J
Center PSD 89-A Sewer Reserve	11/22/89				124,240.41					
Center PSD 89-B Sewer Revenue	11/22/89	0.000%	209,787	86,066	4,537.72	2029	10/	MBC - BNY2		S&J
Center PSD 89-B Sewer Reserve	11/22/89				5,380.53					
Ceredo 11-A Sewer Revenue	03/02/11	0.000% - +0.5%AF	534,900	504,039	2,494.65	2051	36/91	MBC - DEP		S&J
Ceredo 11-A Sewer Reserve	03/02/11				4,460.37					
Ceredo 91-A Sewer Revenue	07/10/91	8.100%	618,069	464,385	28,340.54	2029	10/04	MBC - BNY		JK
Ceredo 91-A Sewer Reserve	07/10/91				52,809.10					
Ceredo 91-B Sewer Revenue	07/10/91	0.000%	27,906	11,750	1,888.12	2029	10/	MBC - BNY2		JK
Ceredo 91-B Sewer Reserve	07/10/91				877.54					
Ceredo 07-A Water Revenue	06/14/07	0.000% - +1.0%AF	2,700,000	2,227,500	8,569.00	2039	36/91	MBC - BPH		S&J
Ceredo 07-A Water Reserve	06/14/07				90,000.13					
Century-Volga PSD 03-A Water Reserve	06/13/03				9,897.48					

ACCOUNT NAME	ISSUE DATE	INTEREST RATE	ORIGINAL ISSUE	OUTSTANDING (06/30/14)	ACCT - BAL (06/30/14)	LAST DEBT	DEBT MONTH	PAYING AGENT	BOND I	COUNSEL
Century-Volga PSD 09-A Water Revenue	12/22/09	0.000%	700,000	645,448	2,996.45	2049	36/91	MBC - UNB		S&J
Century-Volga PSD 09-A Water Reserve	12/22/09				18,253.15					
Charleston 05-A Parking Ref Revenue	03/08/05	2.500% - 4.500%	8,710,000	2,300,000	218,132.08	2016	06/12	MBC - DTC		JK
Charleston 05-A Parking Ref Reserve	03/08/05				871,288.05					
Charleston 01-A Sewer Revenue	02/22/01	2.000% - +1.0%AF	1,111,357	498,290	17,902.60	2022	36/91	MBC - DEP		JK
Charleston 01-A Sewer Reserve	02/22/01				67,566.79					
Charleston 01-B Sewer Revenue	05/22/01	7.850%	823,741	650,589	40,900.05	2029	10/04	MBC - BNY		JK
Charleston 01-B Sewer Reserve	05/22/01				72,858.54					
Charleston 01-C Sewer Revenue	05/22/01	0.000%	30,492	16,823	1,139.67	2029	10/	MBC - BNY2		JK
Charleston 01-C Sewer Reserve	05/22/01				1,342.20					
Charleston 02-B Sewer Ref Revenue	12/01/02	2.000% - 4.430%	5,160,000	1,335,000	323,289.60	2017	01/07	MBC - DTC		JK
Charleston 02-B Sewer Ref Reserve	12/01/02				486,633.86					
Charleston 04-A Sewer Revenue	03/23/04	2.000% - +1.0%AF	9,835,120	5,890,139	92,115.17	2025	36/91	MBC - DEP		JK
Charleston 04-A Sewer Reserve	03/23/04				597,918.91					
Charleston 05-A Sewer Revenue	05/05/05	5.050%	36,617,310	33,445,715	860,431.89	2044	10/04	MBC - BNY		JK
Charleston 05-A Sewer Reserve	05/05/05				2,157,786.42					
Charleston 05-B1 Sewer Revenue	05/05/05	2.000%	1,822,690	1,554,063	37,964.88	2044	10/04	MBC - BBT		JK
Charleston 05-B2 Sewer Revenue	05/05/05	2.000%	334,771	216,514	14,157.48	2044	10/04	MBC - BBT		JK
Charleston 08-A Sewer Revenue	06/26/08	2.000% - +1.0%AF	9,000,000	7,375,859	53,774.75	2030	36/91	MBC - DEP		JK
Charleston 08-A Sewer Reserve	06/26/08				547,147.66					
Charleston 11-A Sewer Revenue	12/13/11	2.000% - +1.0%AF	25,877,009	25,081,438	147,181.23	2033	36/91	MBC - DEP		JK
Charleston 11-A Sewer Reserve	12/13/11				1,573,172.90					
Charleston 13-A Sewer Revenue	03/27/13	0.000% - +0.5%AF	#11,613,300	9,196,789	50,838.68	2034	36/91	MBC - DEP		JK
Charleston 13-A Sewer Reserve	03/27/13				580,866.63					
Charleston 89-A Sewer Revenue	03/21/89	8.400%	1,912,194	1,448,439	92,260.04	2029	10/04	MBC - BNY		JK
Charleston 89-A Sewer Reserve	03/21/89				167,874.32					
Charleston 89-B Sewer Revenue	03/21/89	0.000%	283,458	116,290	7,494.98	2029	10/	MBC - BNY2		JK
Charleston 89-B Sewer Reserve	03/21/89				7,338.39					

ACCOUNT NAME	ISSUE DATE	INTEREST RATE	ORIGINAL ISSUE	OUTSTANDING (06/30/14)	ACCT - BAL (06/30/14)	LAST DEBT	DEBT MONTH	PAYING AGENT	BOND I	COUNSEL
Charleston 89-C Sewer Revenue	11/21/89	8.400%	829,856	628,595	40,090.75	2029	10/04	MBC - BNY		JK
Charleston 89-C Sewer Reserve	11/21/89				72,902.16					
Charleston 89-D Sewer Revenue	11/21/89	0.000%	123,015	50,468	3,271.12	2029	10/	MBC - BNY2		JK
Charleston 89-D Sewer Reserve	11/21/89				4,187.67					
Charleston 96-A Sewer Revenue	10/09/96	2.000% - +1.0%AF	2,671,058	585,202	43,000.88	2018	36/91	MBC - DEP		JK
Charleston 96-A Sewer Reserve	10/09/96				162,384.54					
Charleston 96-B Sewer Revenue	11/26/96	2.000% - +1.0%AF	395,299	75,430	6,363.38	2017	36/91	MBC - DEP		JK
Charleston 96-B Sewer Reserve	11/26/96				24,063.13					
Charleston 97-A Sewer Revenue	07/22/97	2.000% - +1.0%AF	732,688	170,805	11,802.64	2018	36/91	MBC - DEP		JK
Charleston 97-A Sewer Reserve	07/22/97				44,544.80					
Charleston 97-B Sewer Revenue	10/07/97	2.000% - +1.0%AF	5,237,584	1,439,279	84,318.46	2019	36/91	MBC - DEP		JK
Charleston 97-B Sewer Reserve	10/07/97				318,414.17					
Charleston 98-A Sewer Revenue	12/10/98	2.000% - +1.0%AF	994,537	286,977	16,020.19	2019	36/91	MBC - DEP		JK
Charleston 98-A Sewer Reserve	12/10/98				60,461.77					
Charleston 99-A Sewer Revenue	06/22/99	8.380%	686,229	497,425	37,796.42	2026	10/04	MBC - BNY		JK
Charleston 99-A Sewer Reserve	06/22/99				64,312.33					
Charleston 99-B Sewer Revenue	06/22/99	0.000%	132,072	61,320	4,993.35	2026	10/	MBC - BNY2		JK
Charleston 99-B Sewer Reserve	06/22/99				6,157.36					
Charleston 09-A Civic Center Imp Revenue	12/17/09	3.000% - 4.400%	3,275,000	2,615,000	126,190.77	2024	12/06	MBC - DTC		JK
Charleston 98 Civic Center Imp Revenue	09/01/98	4.600% - 5.100%	3,635,000	1,975,000	185,293.05	2023	09/03	MBC - DTC		G&G
Calhoun County Schools 11 GO	07/21/11	3.250% - 4.200%	3,560,000	3,245,000	166,097.72	2031	06/12	MBC - DTC		G&G
Chestnut Ridge PSD 95 Water Revenue	10/10/95	6.750%	185,000	147,225	7,461.30	2033	10/04	MBC - BNY		S&J
Chestnut Ridge PSD 95 Water Reserve	10/10/95				13,665.24					
Chester 77 Water & Sewer Revenue	12/16/77	5.000%	1,879,000	303,000	28,018.87	2017	04/10	GMAC-CPLT1:B1T		GOVT
Chester 77 Water & Sewer Reserve	12/16/77				223,573.93					
Chester 88-A Water & Sewer Revenue	07/06/88	9.000%	1,133,851	852,140	41,009.41	2028	10/04	MBC - BNY		S&J
Chester 88-A Water & Sewer Reserve	07/06/88				105,738.47					
Chester 88-B Water & Sewer Revenue	07/06/88	0.000%	283,463	109,031	5,482.77	2028	10/	MBC - BNY2		S&J



ACCOUNT NAME	ISSUE DATE	INTEREST RATE	ORIGINAL ISSUE	OUTSTANDING (06/30/14)	ACCT - BAL (06/30/14)	LAST DEBT	DEBT MONTH	PAYING AGENT	BOND I	COUNSEL
Chester 88-B Water & Sewer Reserve	07/06/88				7,288.72					
Chester 96-A Water & Sewer Revenue	12/17/96	0.000% - +1.0%AF	1,301,239	243,982	5,974.47	2018	36/91	MBC - DEP		S&J
Chester 96-A Water & Sewer Reserve	12/17/96				65,149.09					
Charles Town 88-B (B1) W & S Revenue	05/04/88	0.000%	295,916	113,804	5,724.19	2028	10/	MBC - BNY2		S&J
Charles Town 88-B (B1) W & S Reserve	05/04/88				7,593.90					
Charles Town 00-A Water & Sewer Revenue	06/22/00	2.000% - +1.0%AF	3,163,781	1,336,341	17,593.13	2021	36/91	MBC - DEP		S&J
Charles Town 00-A Water & Sewer Reserve	06/22/00				192,339.10					
Charles Town 02-A Water & Sewer Revenue	08/22/02	5.800%	1,100,000	965,991	26,712.30	2039	10/04	MBC - BNY		S&J
Charles Town 02-A Water & Sewer Reserve	08/22/02				72,905.61					
Charles Town 02-B Water & Sewer Revenue	08/22/02	0.000%	3,600,000	2,618,182	7,855.42	2042	36/91	MBC - UNB		S&J
Charles Town 02-B Water & Sewer Reserve	08/22/02				93,583.76					
Charles Town 02-C Water & Sewer Revenue	12/01/02	3.000% - 5.000%	4,135,000	3,170,000	88,605.67	2032	12/06	MBC - DTC	I	S&J
Charles Town 02-C Water & Sewer Reserve	12/01/02				259,138.66					
Charles Town 03-A Water & Sewer Revenue	01/01/03	5.500% - 5.625%	1,000,000	800,000	26,037.67	2032	12/06	MBC - DTC		S&J
Charles Town 03-A Water & Sewer Reserve	01/01/03				71,967.77					
Charles Town 06-A Water & Sewer Revenue	01/01/06	6.500% - 7.250%	1,830,000	1,435,000	15,965.02	2028	06/12	MBC - DTC		S&J
Charles Town 06-A Water & Sewer Reserve	01/01/06				168,118.56					
Charles Town 06-B Water & Sewer Revenue	07/27/06	4.500% - 5.250%	2,000,000	1,435,000	23,788.72	2026	06/12	MBC - DTC		S&J
Charles Town 06-B Water & Sewer Reserve	07/27/06				164,537.03					
Charles Town 09-A Water & Sewer Revenue	12/01/09	2.000% - 5.000%	7,120,000	5,680,000	370,082.27	2028	10/04	MBC - DTC		S&J
Charles Town 09-A Water & Sewer Reserve	12/01/09				657,260.26					
Charles Town 10-A Water & Sewer Revenue	01/13/10	2.000%	912,458	787,805	4,660.04	2031	36/91	MBC - BPH		S&J
Charles Town 10-A Water & Sewer Reserve	01/13/10				18,499.45					
Charles Town 10-B Water & Sewer Revenue	01/13/10	2.000%	100,000	86,338	509.78	2031	36/91	MBC - BPH		S&J
Charles Town 10-B Water & Sewer Reserve	01/13/10				2,028.48					
Charles Town 10-C Water & Sewer Revenue	12/02/10	0.000% - +0.5%AF	1,250,000	1,124,996	3,764.90	2041	36/91	MBC - DEP		S&J
Charles Town 10-C Water & Sewer Reserve	12/02/10				12,855.88					
Charles Town 10-D Water & Sewer Revenue	12/02/10	0.000% - +0.5%AF	500,000	449,996	1,506.24	2041	36/91	MBC - DEP		S&J

ACCOUNT NAME	ISSUE DATE	INTEREST RATE	ORIGINAL ISSUE	OUTSTANDING (06/30/14)	ACCT - BAL (06/30/14)	LAST DEBT	DEBT MONTH	PAYING AGENT	BOND I	BOND COUNSEL
Charles Town 10-D Water & Sewer Reserve	12/02/10				5,143.01					
Charles Town 11-A Water & Sewer Revenue	07/22/11	0.000% - +0.5%AF	#13,147,192	12,473,624	42,727.33	2041	36/91	MBC - DEP		S&J
Charles Town 11-A Water & Sewer Reserve	07/22/11				27,889.52					S&J
Charles Town 11-B Water & Sewer Revenue	07/22/11	0.000% - +0.5%AF	2,000,000	2,000,000	0.00	2031	36/91	MBC - DEP		S&J
Charles Town 11-B Water & Sewer Reserve	07/22/11				0.00					
Charles Town 12-A Water & Sewer Revenue	12/18/12	0.000% - +0.5%AF	#1,500,000	1,493,995	4,138.04	2039	36/91	MBC - DEP		S&J
Charles Town 12-A Water & Sewer Reserve	12/18/12				1,501.06					
Charles Town 13-A Water & Sewer Revenue	06/27/13	0.000% - 0.500%	#591,977	394,362	0.00	2044	36/91	MBC - DEP		S&J
Charles Town 13-A Water & Sewer Reserve	06/27/13				0.00					
Charles Town 13-B Water & Sewer Revenue	10/01/13	3.000% - 5.300%	2,970,000	2,970,000	72,514.13	2043	10/04	MBC - DTC		S&J
Charles Town 13-B Water & Sewer Reserve	10/01/13				194,479.32					
Charles Town 98 Water & Sewer Design Rev	09/29/98	2.000% - +1.0%AF	437,601	132,260	2,432.54	2019	36/91	MBC - DEP		S&J
Charles Town 98 Water & Sewer Design Res	09/29/98				26,625.31					
Charles Town 87-B W & S Revenue	11/18/87	0.000%	413,629	141,505	8,210.58	2026	10/	MBC - BNY2		S&J
Charles Town 87-B W & S Reserve	11/18/87				10,896.33					
Charles Town 88-B (B2) W & S Revenue	05/20/88	0.000%	558,000	214,608	10,780.94	2028	10/	MBC - BNY2		S&J
Charles Town 88-B (B2) W & S Reserve	05/20/88				14,322.22					
Charles Town 89-B W & S Revenue	04/13/89	0.000%	117,480	48,197	2,266.27	2029	10/	MBC - BNY2		S&J
Charles Town 89-B W & S Reserve	04/13/89				3,015.25					
Chapmanville 13-A Water & Sewer Revenue	12/12/13	0.000% - +0.5%AF	#400,000	65,244	0.00	2053	36/91	MBC - DEP		JK
Chapmanville 13-A Water & Sewer Reserve	12/12/13				0.00					
Chapmanville 14-A Water & Sewer Revenue	05/22/14	0.500% - +0.5%AF	#1,505,000	37,625	0.00	2045	36/91	MBC - BPH		JK
Chapmanville 14-A Water & Sewer Reserve	05/22/14				0.00					
Chapmanville 86-B Water & Sewer Revenue	03/25/86	0.000%	99,740	29,922	5,790.29	2025	10/	MBC - BNY2		JK
Chapmanville 86-B Water & Sewer Reserve	03/25/86				3,785.67					
Chapmanville 99-A Water & Sewer Revenue	08/24/99	0.000% - +1.0%AF	140,000	42,000	756.33	2020	36/91	MBC - DEP		JK
Chapmanville 99-A Water & Sewer Reserve	08/24/99				7,577.76					
Chas-Kan Cty Reg Devel Auth 00-A W Rev	01/27/00	4.350% - 6.375%*	8,705,000	7,465,000	97,486.16	2039	06/12	MBC - BNY		VLF

ACCOUNT NAME	ISSUE DATE	INTEREST RATE	ORIGINAL ISSUE	OUTSTANDING (06/30/14)	ACCT - BAL (06/30/14)	LAST DEBT	DEBT MONTH	PAYING AGENT	BOND COUNSEL
Chas-Kan Cty Reg Devel Auth 05-A W Res	06/28/05				37,538.25				S&J
Chas-Kan Cty Reg Devel Auth 09-A W Res	04/16/09				23,053.21				S&J
Chas-Kan Cty Reg Devel Auth 09-B W Rev	06/29/09	0.000%	167,300	140,368	506.22	2048	36/91	MBC - UNB	S&J
Chas-Kan Cty Reg Devel Auth 09-B W Res	06/29/09				0.00				S&J
Clarksburg 09-A Sewer Revenue	07/08/09	0.000% - +1.0%AF	1,000,000	800,000	8,952.13	2030	36/91	MBC - DEP	S&J
Clarksburg 09-A Sewer Reserve	07/08/09				50,209.33				
Clarksburg 14-A Sewer Revenue	01/09/14	0.500% - +0.5%AF	#12,000,000	1,713,723	0.00	2045	36/91	MBC - DEP	S&J
Clarksburg 14-A Sewer Reserve	01/09/14				0.00				
Clarksburg 96 Sewer Revenue	10/24/96	2.000% - +1.0%AF	6,484,243	1,511,616	68,422.32	2018	36/91	MBC - DEP	S&J
Clarksburg 96 Sewer Reserve	10/24/96				394,204.21				
Clarksburg 01-A Water Revenue	04/23/01	2.000% - +1.0%AF	2,383,850	1,037,944	27,604.05	2022	36/91	MBC - BPH	S&J
Clarksburg 01-A Water Reserve	04/23/01				144,924.90				
Clarksburg 04-A Water Revenue	09/28/04	5.000%	1,885,764	1,257,414	96,437.53	2024	04/10	MBC - BNY	S&J
Clarksburg 04-A Water Reserve	09/28/04				151,402.35				S&J
Clarksburg 13-A Water Refunding Revenue	04/26/13	1.000% - 2.200%	9,220,000	8,745,000	1,480,313.50	2019	09/03	MBC - DTC	S&J
Clarksburg 13-A Water Refunding Reserve	04/26/13				922,591.32				
Clay County PSD 05-A Water Reserve	12/19/05				22,656.79				
Clay County PSD 94-B Water Revenue	10/21/94	6.750%	333,000	264,966	15,563.18	2033	10/04	MBC - BNY	JK
Clay County PSD 94-B Water Reserve	10/21/94				24,561.10				
Clover PSD 01 Water Reserve	03/07/01				9,929.47				
Clover PSD 12 Water Reserve	02/24/12				1,537.06				
Claywood Park PSD 01 Sewer Revenue	01/04/01	0.000% - +0.5%AF	1,800,000	1,065,000	5,334.69	2032	36/91	MBC - DEP	BRM
Claywood Park PSD 01 Sewer Reserve	01/04/01				55,747.89				
Claywood Park PSD 08-A Sewer Revenue	10/27/08	0.000% - +0.5%AF	5,500,000	5,269,090	6,721.80	2041	36/91	MBC - DEP	S&J
Claywood Park PSD 08-A Sewer Reserve	10/27/08				19,581.14				
Claywood Park PSD 08-B Sewer Revenue	10/27/08	0.000%	1,500,000	1,343,136	3,241.50	2048	36/91	MBC - UNB	S&J
Claywood Park PSD 08-B Sewer Reserve	10/27/08				13,109.39				
Claywood Park PSD 09-A Sewer Revenue	06/18/09	0.000% - +.25%AF	1,027,500	933,490	2,327.81	2049	36/91	MBC - DEP	S&J

ACCOUNT NAME	ISSUE DATE	INTEREST RATE	ORIGINAL ISSUE	OUTSTANDING (06/30/14)	ACCT - BAL (06/30/14)	LAST DEBT	DEBT MONTH	PAYING AGENT	BOND I	COUNSEL
Claywood Park PSD 09-A Sewer Reserve	06/18/09				8,309.63					
Claywood Park PSD 09-C Sewer Revenue	06/18/09	0.000%	100,000	90,844	215.84	2049	36/91	MBC - UNB		S&J
Claywood Park PSD 09-C Sewer Reserve	06/18/09				804.20					
Claywood Park PSD 89-A Sewer Revenue	10/10/89	8.400%	2,801,862	2,122,340	95,317.64	2029	10/04	MBC - BNY		JK
Claywood Park PSD 89-A Sewer Reserve	10/10/89				229,551.93					
Claywood Park PSD 89-B Sewer Revenue	10/10/89	0.000%	415,340	170,396	7,987.41	2029	10/	MBC - BNY2		JK
Claywood Park PSD 89-B Sewer Reserve	10/10/89				9,364.73					
Claywood Park PSD 03 Water Ref Revenue	06/01/03	3.500% - 5.500%	975,000	625,000	15,410.89	2032	06/12	MBC - DTC		BRM
Claywood Park PSD 03 Water Ref Reserve	06/01/03				74,575.48					
Claywood Park PSD 06-A Water Ref Reserve	06/28/06				137,505.95					
Claywood Park PSD 06-B Water Ref Reserve	06/28/06				28,150.77					
Claywood Park PSD 06-C Water Ref Reserve	06/28/06				84,417.01					
Claywood Park PSD 08-A Water Ref Reserve	05/08/08				65,416.97					
Claywood Park PSD 11-A Water Reserve	04/15/11				14,351.61					
Clay 09-A Water & Sewer Reserve	10/16/09				13,612.52					
Clay 09-B Water & Sewer Revenue	10/16/09	0.000%	550,000	503,564	3,504.54	2049	36/91	MBC - UNB		G&G
Clay 09-B Water & Sewer Reserve	10/16/09				0.00					
Clay 98-B Water & Sewer Revenue	03/27/98	0.000%	185,000	112,193	2,403.61	2037	36/91	MBC - UNB		S&J
Clay 98-B Water & Sewer Reserve	03/27/98				4,783.43					
Camden-On-Gauley 97-B Sewer Revenue	08/28/97	0.000%	555,400	329,657	1,184.86	2037	36/91	MBC - UNB		JK
Camden-On-Gauley 97-B Sewer Reserve	08/28/97				14,333.48					
Camden-On-Gauley 13-A Water Revenue	05/24/13	0.000% - +1.0%AF	#880,500	640,370	2,815.92	2044	36/91	MBC - BPH		S&J
Camden-On-Gauley 13-A Water Reserve	05/24/13				29,359.23					
Crab Orchard-MacArthur PSD 01A Sewer Rev	10/03/01	0.000% - +0.5%AF	6,818,600	4,261,610	24,363.26	2033	36/91	MBC - DEP		S&J
Crab Orchard-MacArthur PSD 01A Sewer Res	10/03/01				227,364.65					
Crab Orchard-MacArthur PSD 06A Sewer Rev	09/06/06	0.000% - +.5%AF	1,314,606	1,040,725	3,960.99	2038	36/91	MBC - DEP		S&J
Crab Orchard-MacArthur PSD 06A Sewer Res	09/06/06				43,862.82					
Crab Orchard-MacArthur PSD 06B Sewer Rev	09/06/06	0.000%	5,852,000	4,934,024	12,752.17	2046	36/91	MBC - UNB		S&J

ACCOUNT NAME	ISSUE DATE	INTEREST RATE	ORIGINAL ISSUE	OUTSTANDING (06/30/14)	ACCT - BAL (06/30/14)	LAST DEBT	DEBT MONTH	PAYING AGENT	BOND I	COUNSEL
Crab Orchard-MacArthur PSD 06B Sewer Res	09/06/06				133,643.10					
Crab Orchard-MacArthur PSD 08A Sewer Rev	03/27/08	0.000% - 3.910%	3,712,815	2,682,919	24,653.92	2025	99/99	MBC-BBT:BH		BRM
Crab Orchard-MacArthur PSD 08A Sewer Res	03/27/08				293,474.49					
Crab Orchard-MacArthur PSD 08B Sewer Rev	08/05/08	0.000%	275,000	244,434	599.09	2048	36/91	MBC - UNB		S&J
Crab Orchard-MacArthur PSD 08B Sewer Res	08/05/08				7,194.20					
Crab Orchard-MacArthur PSD 08C Sewer Rev	12/04/08	0.000% - +.5AF%	201,487	163,237	826.75	2032	36/91	MBC - DEP		S&J
Crab Orchard-MacArthur PSD 08C Sewer Res	12/04/08				5,239.05					
Crab Orchard-MacArthur PSD 11A Sewer Rev	07/22/11	0.000% - +.5%AF	4,513,128	4,287,468	13,490.55	2042	36/91	MBC - DEP		S&J
Crab Orchard-MacArthur PSD 11A Sewer Res	07/22/11				107,590.79					
Crab Orchard-MacArthur PSD 86B Sewer Rev	05/29/86	0.000%	161,688	49,750	3,837.85	2025	10/	MBC - BNY2		S&J
Crab Orchard-MacArthur PSD 86B Sewer Res	05/29/86				4,151.26					
Crab Orchard-MacArthur PSD 97A Sewer Rev	06/05/97	0.000% - +1.0%AF	250,000	56,250	1,713.77	2018	36/91	MBC - DEP		BRM
Crab Orchard-MacArthur PSD 97A Sewer Res	06/05/97				12,514.95					
Crab Orchard-MacArthur PSD 97B Sewer Rev	06/05/97	0.000%	1,774,300	1,055,402	6,115.07	2037	36/91	MBC - UNB		BRM
Crab Orchard-MacArthur PSD 97B Sewer Res	06/05/97				45,895.58					
Crab Orchard-MacArthur PSD 99 Sewer Rev	12/16/99	2.000% - +1.0%AF	478,630	189,607	3,252.57	2021	36/91	MBC - DEP		S&J
Crab Orchard-MacArthur PSD 99 Sewer Res	12/16/99				29,101.91					
Coons Run PSD 10-A Water Revenue	01/27/10	0.000%	1,200,000	1,070,000	6,353.35	2041	36/91	MBC - BPH		S&J
Coons Run PSD 10-A Water Reserve	01/27/10				16,075.84					
Cowen PSD 04-A Water & Sewer Revenue	12/29/04	0.000% - +1.0%AF	400,000	293,333	4,107.96	2036	36/91	MBC - BPH		S&J
Cowen PSD 04-A Water & Sewer Reserve	12/29/04				12,424.66					
Cowen PSD 04-B Water & Sewer Revenue	12/29/04	2.000% - +1.0%AF	800,000	517,676	12,966.38	2026	36/91	MBC - BPH		S&J
Cowen PSD 04-B Water & Sewer Reserve	12/29/04				42,204.67					
Cowen PSD 13-A Water & Sewer Reserve	03/01/13				0.00					
Cowen PSD 13-B Water & Sewer Revenue	06/25/13	0.500% - +0.5%AF	#210,000	202,925	0.00	2044	36/91	MBC - BPH		JK
Cowen PSD 13-B Water & Sewer Reserve	06/25/13				0.00					
Cowen PSD 94 Water & Sewer Revenue	04/06/94	3.000%	268,500	8,851	3,302.82	2014	36/91	MBC - DEP		S&J
Cowen PSD 94 Water & Sewer Reserve	04/06/94				17,944.58					

ACCOUNT NAME	ISSUE DATE	INTEREST RATE	ORIGINAL ISSUE	OUTSTANDING (06/30/14)	ACCT - BAL (06/30/14)	LAST DEBT	DEBT MONTH	PAYING AGENT	BOND I	BOND COUNSEL
Cottageville PSD 99 Sewer Revenue	02/24/99	2.000% - +1.0%AF	429,090	152,888	2,964.36	2020	36/91	MBC - DEP		G&G
Cottageville PSD 99 Sewer Reserve	02/24/99				26,085.35					
Cottageville PSD 09 Water Reserve	04/03/09				7,142.06					
Cottageville PSD 80 Water Dep	03/21/89				10,742.94					
Cottageville PSD 80 Water Res	10/21/80				5,055.62					
Cottageville PSD 83 Water Dep	03/15/90				18,593.56					
Cottageville PSD 83 Water Res	10/25/83				13,159.71					
Cottageville PSD 90-A Water Dep	10/25/83				24,746.77					
Cottageville PSD 90-A Water Res	03/15/90				28,480.94					
Cottageville PSD 90-B Water Dep	10/21/80				3,763.35					
Cottageville PSD 90-B Water Res	03/21/89				4,829.04					
Craigsville PSD 05-A Sewer Revenue	07/11/05	0.000%	1,272,440	1,031,258	2,756.43	2045	36/91	MBC - UNB		S&J
Craigsville PSD 05-A Sewer Reserve	07/11/05				7,604.86					
Craigsville PSD 86-A Sewer Revenue	02/18/86	9.750%	650,000	448,000	21,459.05	2025	10/04	MBC - BNY		S&J
Craigsville PSD 86-A Sewer Reserve	02/18/86				29,489.63					
Craigsville PSD 98-A Water Revenue	01/06/98	0.000%	1,361,000	820,090	2,149.23	2037	36/91	MBC - UNB		S&J
Craigsville PSD 98-A Water Reserve	01/06/98				27,934.97					
Cool Ridge-Flat Top PSD 07-A Water Res	03/01/07				11,793.71					
Cool Ridge-Flat Top PSD 07-B Water Res	03/01/07				19,395.14					
Clay-Roane PSD 04-A Water Revenue	11/12/04	0.000%	1,000,000	796,053	4,535.19	2044	36/91	MBC - UNB		G&G
Clay-Roane PSD 04-A Water Reserve	11/12/04				21,149.18					
Clay-Roane PSD 04-B Water Reserve	11/12/04				15,373.65					G&G
Clay-Roane PSD 08 Water Reserve	06/26/08				1,934.99					G&G
Clay-Roane PSD 82 Water Reserve	09/24/82				11,316.54					G&G
Clay-Roane PSD 90 Water Reserve	11/05/90				26,521.92					G&G
Clay-Roane PSD 97 Water Reserve	04/04/97				2,216.28					G&G
Crum PSD 02-A Water Reserve	05/09/02				50,030.20					
Crum PSD 10-A Water Reserve	03/15/10				17,995.65					

ACCOUNT NAME	ISSUE DATE	INTEREST RATE	ORIGINAL ISSUE	OUTSTANDING (06/30/14)	ACCT - BAL (06/30/14)	LAST DEBT	DEBT MONTH	PAYING AGENT	BOND I	COUNSEL
Crum PSD 10-B Water Reserve	03/15/10				9,923.95					
Crum PSD 12-A Water Reserve	02/28/12				2,439.69					
Crum PSD 93 Water Reserve	09/08/93				8,867.86					
Culloden PSD 03-A Sewer Revenue	07/31/03	0.000% - +0.5%AF	689,000	502,638	3,352.33	2043	36/91	MBC - DEP		S&J
Culloden PSD 03-A Sewer Reserve	07/31/03				18,369.41					
Culloden PSD 03-C Sewer Ref Revenue	07/31/03	5.000%	84,000	42,834	5,529.23	2020	10/04	MBC - BBT		S&J
Culloden PSD 03-C Sewer Ref Reserve	07/31/03				7,413.63					
Culloden PSD 04-A Sewer Revenue	12/29/04	0.000% - +0.5%AF	1,100,000	865,806	5,354.29	2044	36/91	MBC - DEP		S&J
Culloden PSD 04-A Sewer Reserve	12/29/04				28,394.91					
Danese PSD 02-A Water Depreciation	08/22/02				2,311.54					
Danese PSD 02-A Water Reserve	08/22/02				21,322.72					
Danese PSD 09-A Water Reserve	09/24/09				19,395.82					
Delbarton 11-A Sewer Revenue	11/03/11	0.000% - +0.5%AF	#3,131,150	3,028,226	7,511.96	2051	36/91	MBC - DEP		JK
Delbarton 11-A Sewer Reserve	11/03/11				4,838.88					
Delbarton 01-A Water Revenue	07/18/01	0.000% - +1.0%AF	258,000	154,800	9,072.15	2032	36/91	MBC - BPH		S&J
Delbarton 01-A Water Reserve	07/18/01				8,857.49					
Doddridge County Schools 04 GO	04/01/04	3.500% - 3.600%	8,900,000	3,665,000	620,959.64	2019	05/11	MBC - DTC		BRM
Doddridge County Schools 04 GO Sur Col	04/01/04				144,285.84					
Dunbar 14-A Sewer Revenue	01/09/14	0.500% - +0.5%AF	#11,369,412	2,292,339	0.00	2035	36/91	MBC - DEP		S&J
Dunbar 14-A Sewer Reserve	01/09/14				0.00					
Dunbar 99 Sewer Revenue	08/24/99	0.000% - +0.5%AF	16,152,148	7,920,759	55,174.36	2027	36/91	MBC - DEP		JTP
Dunbar 99 Sewer Reserve	08/24/99				621,715.45					
East Bank 87 Water Reserve	09/09/87				10,002.85					JKHO
East View PSD 86-A Sewer Revenue	06/13/86	9.750%	340,000	234,906	14,089.93	2025	10/04	MBC - BNY		S&J
East View PSD 86-A Sewer Reserve	06/13/86				34,104.66					
Enlarged Hepzibah PSD 05-A Sewer Reserve	07/25/05				8,723.65					
Enlarged Hepzibah W PSD 03-A Sewer Rev	09/23/03	0.000% - +0.5%AF	1,900,000	1,314,142	-45.48	2035	36/91	MBC - DEP		S&J
Enlarged Hepzibah W PSD 03-A Sewer Res	09/23/03				59,113.94					

ACCOUNT NAME	ISSUE DATE	INTEREST RATE	ORIGINAL ISSUE	OUTSTANDING (06/30/14)	ACCT - BAL (06/30/14)	LAST DEBT	DEBT MONTH	PAYING AGENT	BOND I	COUNSEL
Elizabeth 14-A Sewer Revenue	04/03/14	0.000% - +0.5%AF	#2,471,733	277,001	0.00	2052	36/91	MBC - DEP		G&G
Elizabeth 14-A Sewer Reserve	04/03/14				0.00					G&G
Elizabeth 82-A Sewer R&R	09/13/82				1,258.01					
Elizabeth 82-B Sewer Revenue	09/13/82	0.000%	87,894	14,253	1,782.05	2019	10/	MBC - BNY2		S&J
Elizabeth 99 Sewer Revenue	08/31/99	0.000% - +1.0%AF	108,000	35,100	566.60	2020	36/91	MBC - DEP		G&G
Elizabeth 99 Sewer Reserve	08/31/99				5,400.60					
Elizabeth 02 Water Reserve	02/06/02				13,684.46					
Elizabeth 08 Water Reserve	02/08/08				19,907.11					
Elizabeth 82 Water Depreciation	06/09/82				65,235.82					
Elizabeth 82 Water Reserve	06/09/82				32,039.14					
Elkins 04-A Sewer Refunding Revenue	06/18/04	4.250%	1,022,000	400,195	7,941.05	2019	99/99	MBC-DAVIS TR:BH		S&J
Elkins 04-A Sewer Refunding Reserve	06/18/04				93,189.82					
Elkins 06-A Sewer Refunding Revenue	12/12/06	2.000% - +1.0%AF	8,576,641	6,446,961	46,844.93	2028	36/91	MBC - DEP		S&J
Elkins 06-A Sewer Refunding Reserve	12/12/06				522,073.76					
Elkins 09-A Sewer Revenue	06/18/09	0.000% - +1.0%AF	#883,280	772,355	2,823.94	2040	36/91	MBC - DEP		S&J
Elkins 09-A Sewer Reserve	06/18/09				29,446.19					
Elkins 86-B Sewer Revenue	04/28/86	0.000%	517,001	155,100	22,512.88	2025	10/	MBC - BNY2		JK
Elkins 86-B Sewer Reserve	04/28/86				12,931.94					
Elkins 96-A Sewer Revenue	08/22/96	2.000% - +1.0%AF	300,000	52,972	1,653.54	2017	36/91	MBC - DEP		S&J
Elkins 96-A Sewer Reserve	08/22/96				18,239.24					
Elkins Road PSD 04-A Water Reserve	12/20/04				20,661.41					
Elkins Road PSD 04-B Water Revenue	12/20/04	0.000%	1,509,788	1,203,883	5,139.60	2044	36/91	MBC - UNB		S&J
Elkins Road PSD 04-B Water Reserve	12/20/04				30,923.74					S&J
Elkins Road PSD 98-A Water Revenue	09/10/98	0.000%	2,032,000	1,271,639	7,125.95	2038	36/91	MBC - UNB		S&J
Elkins Road PSD 98-A Water Reserve	09/10/98				52,446.66					
Elk Valley (Big Sandy) PSD 90-A S Rev	07/12/90	8.100%	1,388,390	1,043,162	56,068.15	2029	10/04	MBC - BNY		S&J
Elk Valley (Big Sandy) PSD 90-A S Res	07/12/90				118,626.60					
Elk Valley (Big Sandy) PSD 90-B S Rev	07/12/90	0.000%	62,701	26,401	2,524.06	2029	10/	MBC - BNY2		S&J



ACCOUNT NAME	ISSUE DATE	INTEREST RATE	ORIGINAL ISSUE	OUTSTANDING (06/30/14)	ACCT - BAL (06/30/14)	LAST DEBT	DEBT MONTH	PAYING AGENT	BOND I	BOND COUNSEL
Elk Valley (Big Sandy) PSD 90-B S Res	07/12/90				2,669.57					
Elk Valley (Elk-Pinch) PSD 87A Sewer Rev	08/20/87	8.380%	5,227,400	3,558,261	228,126.12	2026	10/04	MBC - BNY		LFG
Elk Valley (Elk-Pinch) PSD 87A Sewer Res	08/20/87				459,724.22					
Elk Valley (Elk-Pinch) PSD 87B Sewer Rev	08/20/87	0.000%	1,282,163	438,635	28,208.83	2026	10/	MBC - BNY2		LFG
Elk Valley (Elk-Pinch) PSD 87B Sewer Res	08/20/87				33,757.75					
Elk Valley PSD 08-A Sewer Revenue	08/12/08	0.000% - +0.5%AF	18,061,117	16,254,997	63,177.60	2041	36/91	MBC - DEP		G&G
Elk Valley PSD 08-A Sewer Reserve	08/12/08				187,966.36					G&G
Elk Valley PSD 14-A Sewer Revenue	03/13/14	0.500% - +0.5%AF	#1,416,459	366,246	0.00	2045	36/91	MBC - DEP		G&G
Elk Valley PSD 14-A Sewer Reserve	03/13/14				0.00					G&G
Eastern Wyoming PSD 01-A Water Revenue	10/16/01	0.000% - +1.0%AF	360,000	210,000	1,129.87	2031	36/91	MBC - BPH		STB
Eastern Wyoming PSD 01-A Water Reserve	10/16/01				12,000.43					
Eastern Wyoming PSD 04-A Water Revenue	08/24/04	0.000% - +1.0%AF	570,000	408,500	1,790.74	2035	36/91	MBC - BPH		STB
Eastern Wyoming PSD 04-A Water Reserve	08/24/04				16,310.34					
Eastern Wyoming PSD 06-A Water Revenue	01/12/06	0.000% - +1.0%AF	2,570,000	1,991,741	8,131.45	2037	36/91	MBC - BPH		STB
Eastern Wyoming PSD 06-A Water Reserve	01/12/06				58,544.97					
Eastern Wyoming PSD 09-A Water Revenue	10/16/09	0.000%	1,000,000	915,578	2,125.47	2049	36/91	MBC - UNB		STB
Eastern Wyoming PSD 09-A Water Reserve	10/16/09				8,659.83					
Eastern Wyoming PSD 14-A Water Revenue	03/25/14	0.000%	#250,000	160,063	0.00	2054	36/91	MBC - UNB		JK
Eastern Wyoming PSD 14-A Water Reserve	03/25/14				0.00					
Fairmont 03-A Sewer Revenue	06/26/03	0.000% - +0.5%AF	#485,543	327,726	5,140.33	2034	36/91	MBC - DEP		S&J
Fairmont 03-A Sewer Reserve	06/26/03				16,207.13					
Fairmont 07-A Sewer Revenue	10/11/07	2.000% - +1.0%AF	5,577,760	4,321,696	48,094.60	2029	36/91	MBC - DEP		S&J
Fairmont 07-A Sewer Reserve	10/11/07				183,388.18					
Fairmont 08-A Water Revenue	06/26/08	0.000% - +1.0%AF	#2,750,000	2,244,829	8,793.86	2039	36/91	MBC - BPH		S&J
Fairmont 08-A Water Reserve	06/26/08				91,668.29					
Fairmont 10-A Water Revenue	01/21/10	0.000%	4,447,618	4,076,978	12,361.53	2041	36/91	MBC - BPH		S&J
Fairmont 10-A Water Reserve	01/21/10				148,242.54					
Fairmont 10-C Water Revenue	01/21/10	5.000%	2,000,000	1,876,006	82,709.01	2031	10/04	MBC - BBT		S&J

ACCOUNT NAME	ISSUE DATE	INTEREST RATE	ORIGINAL ISSUE	OUTSTANDING (06/30/14)	ACCT - BAL (06/30/14)	LAST DEBT	DEBT MONTH	PAYING AGENT	BOND I	COUNSEL
Fairmont 10-C Water Reserve	01/21/10				155,917.26					
Fairmont 10-D Water Revenue	01/21/10	0.000%	#1,250,104	1,138,059	2,741.49	2049	36/91	MBC - UNB		S&J
Fairmont 10-D Water Reserve	01/21/10				8,504.10					
Fairmont 12-D Water Refunding Revenue	10/24/12	2.000% - 4.000%	25,555,000	24,645,000	1,742,727.00	2029	09/01	MBC - DTC		S&J
Fairmont 12-D Water Refunding Reserve	10/24/12				2,240,952.73					S&J
Fairmont 13-A Water Revenue	02/01/13	0.500% - +0.5%AF	#3,780,000	3,023,083	0.00	2034	36/91	MBC - BPH		S&J
Fairmont 13-A Water Reserve	02/01/13				0.00					
Fairmont 13-B Water Revenue	02/01/13	2.000%	#1,000,000	429,255	0.00	2044	36/91	MBC - UNB		S&J
Fairmont 13-B Water Reserve	02/01/13				0.00					
Fairmont 99 Water Revenue	01/01/99	4.500% - 5.250%	19,945,000	3,000,000	78,955.39	2022	07/01	MBC - DTC	I	S&J
Fairmont 99 Water Reserve	01/01/99				300,007.06					
Farmington 07-A Sewer Revenue	11/14/07	0.000%	320,000	272,804	2,038.89	2047	36/91	MBC - UNB		S&J
Farmington 07-A Sewer Reserve	11/14/07				8,219.19					
Falling Spring 09-A Water Reserve	07/27/09				1,669.89					
Fairview 12-A Water Revenue	05/24/12	0.000%	#1,100,000	1,071,170	2,391.34	2052	36/91	MBC - UNB		S&J
Fairview 12-A Water Reserve	05/24/12				28,760.49					
Flatwoods-Canoe Run PSD 11-A Sewer Rev	06/24/11	0.000% - +0.5%AF	8,033,000	7,948,487	6,341.82	2050	36/91	MBC - DEP		S&J
Flatwoods-Canoe Run PSD 11-A Sewer Res	06/24/11				50,011.65					S&J
Flatwoods-Canoe Run PSD 90-A Sewer Rev	11/14/90	8.100%	1,147,938	862,498	44,874.20	2029	10/04	MBC - BNY		S&J
Flatwoods-Canoe Run PSD 90-A Sewer Res	11/14/90		LTR/CREDIT		2.03					
Flatwoods-Canoe Run PSD 90-B Sewer Rev	11/14/90	0.000%	51,842	21,828	1,069.73	2029	10/	MBC - BNY2		S&J
Flatwoods-Canoe Run PSD 90-B Sewer Res	11/14/90				1,365.82					
Flatwoods-Canoe Run PSD 90-C Sewer Res	11/14/90				65,884.52					
Flatwoods-Canoe Run PSD 91-A Sewer Rev	11/15/91	7.750%	275,806	212,799	8,978.27	2031	10/04	MBC - BNY		S&J
Flatwoods-Canoe Run PSD 91-A Sewer Res	11/15/91		LTR/CREDIT		2.65					
Flatwoods-Canoe Run PSD 91-B Sewer Rev	11/15/91	0.000%	9,194	4,243	185.04	2031	10/	MBC - BNY2		S&J
Flatwoods-Canoe Run PSD 91-B Sewer Res	11/15/91				235.74					
Flatwoods-Canoe Run PSD 94 Sewer Revenue	04/14/94	0.000%	2,896,000	76,210	24,690.50	2014	36/91	MBC - DEP		S&J

ACCOUNT NAME	ISSUE DATE	INTEREST RATE	ORIGINAL ISSUE	OUTSTANDING (06/30/14)	ACCT - BAL (06/30/14)	LAST DEBT	DEBT MONTH	PAYING AGENT	BOND I	COUNSEL
Flatwoods-Canoe Run PSD 94 Sewer Reserve	04/14/94		LTR/CREDIT		0.23					
Flatwoods-Canoe Run PSD 97 Sewer Revenue	02/11/97	0.000% - +1.0%AF	400,000	75,000	4,118.52	2018	36/91	MBC - DEP		S&J
Flatwoods-Canoe Run PSD 97 Sewer Reserve	02/11/97		LTR/CREDIT		0.21					
Flatwoods-Canoe Run PSD 01 W Imp & Ref Rev	10/01/01	4.250% - 5.650%	2,240,000	1,745,000	84,927.85	2031	10/04	MBC - DTC		G&G
Flatwoods-Canoe Run PSD 01 W Imp & Ref Res	10/01/01				158,533.37					
Flatwoods-Canoe Run PSD 05-A Water Rev	12/08/05	0.000%	5,085,825	4,155,086	22,630.78	2045	36/91	MBC - UNB		S&J
Flatwoods-Canoe Run PSD 05-A Water Res	12/08/05				95,547.55					
Flatwoods-Canoe Run PSD 07-A Water Rev	04/24/07	0.000%	1,014,000	856,992	4,453.83	2047	36/91	MBC - UNB		S&J
Flatwoods-Canoe Run PSD 07-A Water Res	04/24/07				19,852.17					
Flatwoods-Canoe Run PSD 09-A Water Rev	08/21/09	5.250% - 6.000%	2,175,000	2,105,000	88,407.96	2039	09/03	MBC - DTC		S&J
Flatwoods-Canoe Run PSD 09-A Water Res	08/21/09				161,816.38					
Flatwoods-Canoe Run PSD 96-A Water Res	06/12/96				13,955.23					
Flatwoods-Canoe Run PSD 96-B Water Res	06/12/96				4,077.89					
Flatwoods-Canoe Run PSD 98-B Water Rev	09/24/98	3.000%	890,000	664,437	6,579.29	2038	36/91	MBC - UNB		S&J
Flatwoods-Canoe Run PSD 98-B Water Res	09/24/98				38,686.63					
Flemington 14-A Sewer Revenue	01/28/14	0.000% - +0.5%AF	#2,325,000	203,304	0.00	2053	36/91	MBC - DEP		S&J
Flemington 14-A Sewer Reserve	01/28/14				0.00					
Flemington 98-A Sewer Revenue	06/04/98	0.000% - +1.0%AF	160,000	44,000	712.31	2019	36/91	MBC - DEP		S&J
Flemington 98-A Sewer Reserve	06/04/98				8,000.50					
Flemington 98-B Sewer Revenue	06/04/98	0.000%	663,700	409,425	1,398.31	2038	36/91	MBC - UNB		S&J
Flemington 98-B Sewer Reserve	06/04/98				17,240.27					
Fort Gay 99-A Water Revenue	07/19/99	0.000% - +1.0%AF	305,000	160,106	967.67	2030	36/91	MBC - BPH		JK
Fort Gay 99-A Water Reserve	07/19/99				10,161.00					
Follansbee 98-A Sewer Revenue	06/04/98	0.000% - +1.0%AF	8,616,372	2,477,192	81,842.05	2020	36/91	MBC - DEP		S&J
Follansbee 98-A Sewer Reserve	06/04/98				431,464.63					
Follansbee 02-A Water Revenue	08/16/02	5.800%	7,790,000	6,840,970	233,258.15	2039	10/04	MBC - BNY		S&J
Follansbee 02-A Water Reserve	08/16/02				515,957.28					
Fountain PSD 07-A Water Reserve	01/07/07				13,634.47					S&J

ACCOUNT NAME	ISSUE DATE	INTEREST RATE	ORIGINAL ISSUE	OUTSTANDING (06/30/14)	ACCT - BAL (06/30/14)	LAST DEBT	DEBT MONTH	PAYING AGENT	BOND I	COUNSEL
Fountain PSD 07-B Water Revenue	01/09/07	0.000%	1,140,000	956,125	4,729.73	2046	36/91	MBC - UNB		S&J
Fountain PSD 07-B Water Reserve	01/09/07				21,649.18					
Fountain PSD 90-A Water Revenue	04/20/90	7.850%	356,633	264,052	14,345.29	2029	10/04	MBC - BNY		S&J
Fountain PSD 90-A Water Reserve	04/20/90				29,590.63					
Fountain PSD 90-B Water Revenue	04/20/90	0.000%	16,642	6,828	538.53	2029	10/	MBC - BNY2		S&J
Fountain PSD 90-B Water Reserve	04/20/90				429.26					
Franklin 03 Sewer Revenue	02/11/03	0.000% - +0.5%AF	1,332,645	888,405	7,595.91	2034	36/91	MBC - DEP		S&J
Franklin 03 Sewer Reserve	02/11/03				44,421.06					
Franklin 03-A Water Revenue	12/17/03	0.000% - +1.0%AF	2,528,623	1,727,892	16,436.62	2034	36/91	MBC - BPH		S&J
Franklin 03-A Water Reserve	12/17/03				81,000.92					
Franklin 94 Water Revenue	05/27/94	6.750%	309,000	244,460	10,504.60	2033	10/04	MBC - BNY		S&J
Franklin 94 Water Reserve	05/27/94				22,661.80					
Frankfort PSD 00-A Sewer Revenue	06/22/00	0.000% - +0.5%AF	500,000	295,817	2,556.59	2032	36/91	MBC - DEP		S&J
Frankfort PSD 00-A Sewer Reserve	06/22/00				16,675.37					
Frankfort PSD 00-B Sewer Revenue	06/22/00	0.000%	1,572,459	1,068,837	6,701.98	2040	36/91	MBC - UNB		S&J
Frankfort PSD 00-B Sewer Reserve	06/22/00				41,127.05					
Frankfort PSD 10-A Sewer Revenue	03/18/10	0.000%	#7,249,751	6,753,628	15,903.30	2050	36/91	MBC - UNB		S&J
Frankfort PSD 10-A Sewer Reserve	03/18/10				44,789.90					
Frankfort PSD 12-A Sewer Revenue	12/18/12	3.000%	#800,000	800,000	13,375.66	2033	14/71	MBC - BBT		S&J
Frankfort PSD 12-A Sewer Reserve	12/18/12				0.00					
Frankfort PSD 08-A Water Revenue	05/06/08	0.000%	400,000	341,764	844.17	2048	36/91	MBC - UNB		S&J
Frankfort PSD 08-A Water Reserve	05/06/08				5,909.59					
Frankfort PSD 10-A Water Revenue	12/22/10	0.000%	#3,240,000	2,964,006	7,157.36	2050	36/91	MBC - UNB		S&J
Frankfort PSD 10-A Water Reserve	12/22/10				17,539.32					
Grant County Memorial Hosp 98-A Ref GO	05/01/98	3.850% - 5.300%	1,780,000	530,000	155,221.59	2019	04/10	WESBK-WHEEL	I	JK
Gary 00-A Water Revenue	08/01/00	0.000% - +0.5%AF	1,786,911	1,027,470	11,287.94	2031	36/91	MBC - BPH		JK
Gary 00-A Water Reserve	08/01/00				67,112.34					
Gap Mills PSD 07-A Water Reserve	05/21/07				9,882.71					S&J

ACCOUNT NAME	ISSUE DATE	INTEREST RATE	ORIGINAL ISSUE	OUTSTANDING (06/30/14)	ACCT - BAL (06/30/14)	LAST DEBT	DEBT MONTH	PAYING AGENT	BOND COUNSEL
Gap Mills PSD 07-B Water Reserve	05/21/07				2,252.97				S&J
Gauley River PSD 05-A Water Reserve	11/02/05				58,542.41				
Gauley River PSD 07-A Water Revenue	11/13/07	0.000%	354,818	298,668	1,479.98	2047	36/91	MBC - UNB	JK
Gauley River PSD 07-A Water Reserve	11/13/07				5,786.14				
Gauley River PSD 10-A Water Reserve	03/25/10				25,718.66				
Gauley River PSD 12-A Water Reserve	03/07/12				2,707.27				
Gauley River PSD 86-A Water Revenue	05/09/86	9.750%	123,230	85,368	7,171.65	2025	10/04	MBC - BNY	JK
Gauley River PSD 86-A Water Reserve	05/09/86				12,410.11				
Gauley River PSD 86-B Water Revenue	05/09/86	0.000%	61,350	19,373	3,030.89	2025	10/	MBC - BNY2	JK
Gauley River PSD 86-B Water Reserve	05/09/86				3,356.08				
Greenbrier County Schools 02 GO Sur Col	05/01/02				0.00				
Greenbrier County Schools 09 GO	03/26/09	3.250% - 5.000%	37,745,000	28,380,000	584,016.52	2024	05/11	MBC - DTC	I BRM
Greenbrier County Schools 09 GO Sur Col	03/26/09				399,426.42				
Greenbrier County Schools 12 Ref GO	06/05/12	2.000% - 3.000%	3,330,000	2,085,000	-674.55	2017	05/11	MBC - DTC	BRM
Greenbrier PSD #1 06-A Sewer R & R	11/15/06				55,012.42				I
Greenbrier PSD #1 06-A Sewer Ref Revenue	11/15/06	3.800% - 4.200%	3,185,000	1,705,000	280,157.48	2019	10/04	MBC - DTC	I S&J
Greenbrier PSD #1 06-A Sewer Ref Reserve	11/15/06				330,880.15				I
Greenbrier PSD #1 13-A Sewer Revenue	10/18/13	3.000%	#270,156	226,289	3,858.59	2033	14/71	MBC - BBT	JK
Greenbrier PSD #1 13-A Sewer Reserve	10/18/13				0.00				
Greenbrier PSD #1 83-B Sewer Revenue	06/23/83	0.000%	910,000	147,567	20,475.84	2019	10/	MBC - BNY2	S&J
Greenbrier County PSD #2 97-A Sewer Rev	12/11/97	0.000% - +1.0%AF	235,000	52,875	2,981.27	2018	36/91	MBC - DEP	S&J
Greenbrier County PSD #2 97-A Sewer Res	12/11/97				13,250.64				
Greenbrier County PSD #2 97-B Sewer Rev	12/11/97	0.000%	755,000	452,038	4,506.23	2037	36/91	MBC - UNB	S&J
Greenbrier County PSD #2 97-B Sewer Res	12/11/97				22,380.60				
Greater Harrison Cty PSD 03-A Sewer Rev	06/26/03	0.000% - +0.5%AF	1,981,165	1,492,295	0.00	2043	36/91	MBC - DEP	S&J
Greater Harrison Cty PSD 03-A Sewer Res	06/26/03				45,214.35				
Greater Harrison Cty PSD 03-B Sewer Rev	06/26/03	0.000%	4,130,000	3,110,909	0.00	2043	36/91	MBC - UNB	S&J
Greater Harrison Cty PSD 03-B Sewer Res	06/26/03				95,435.71				

ACCOUNT NAME	ISSUE DATE	INTEREST RATE	ORIGINAL ISSUE	OUTSTANDING (06/30/14)	ACCT - BAL (06/30/14)	LAST DEBT	DEBT MONTH	PAYING AGENT	BOND I	COUNSEL
Greater Harrison Cty PSD 08-A Sewer Rev	10/27/08	0.000%	943,500	828,576	2,019.96	2048	36/91	MBC - UNB		S&J
Greater Harrison Cty PSD 08-A Sewer Res	10/27/08				11,696.02					
Greater Harrison Cty PSD 10-A Sewer Rev	06/24/10	3.000% - 5.000%	878,500	824,445	30,734.38	2030	14/71	MBC - BBT		S&J
Greater Harrison Cty PSD 10-A Sewer Res	06/24/10				14,740.52					
Greater Harrison Cty PSD 04-A Water Rev	07/27/04	0.000%	703,000	547,792	1,699.63	2044	36/91	MBC - UNB		S&J
Greater Harrison Cty PSD 04-A Water Res	07/27/04				16,059.94					
Greater Harrison Cty PSD 06-A Water Rev	03/29/06	0.000%	1,250,000	1,024,180	2,688.67	2046	36/91	MBC - UNB		S&J
Greater Harrison Cty PSD 06-A Water Res	03/29/06				22,977.92					S&J
Greater Harrison Cty PSD 09-A Water Rev	03/16/09	0.000%	#1,500,000	1,345,152	3,227.90	2049	36/91	MBC - UNB		S&J
Greater Harrison Cty PSD 09-A Water Res	03/16/09				38,727.18					
Gilmer County PSD 05-A Water Revenue	04/19/05	0.000%	1,470,000	1,174,091	3,427.21	2045	36/91	MBC - UNB		S&J
Gilmer County PSD 05-A Water Reserve	04/19/05				30,219.04					
Gilmer County PSD 05-B Water Revenue	04/19/05	0.000% - +1.0%AF	1,639,000	1,215,571	5,284.36	2036	36/91	MBC - BPH		S&J
Gilmer County PSD 05-B Water Reserve	04/19/05				43,240.91					
Gilmer County PSD 08-A Water Revenue	04/16/08	0.000%	1,325,000	1,161,524	2,891.36	2048	36/91	MBC - UNB		S&J
Gilmer County PSD 08-A Water Reserve	04/16/08				34,762.32					
Gilmer County PSD 13-A Water Revenue	05/24/13	0.000% - +1.0%AF	#1,725,000	912,895	0.00	2044	36/91	MBC - BPH		S&J
Gilmer County PSD 13-A Water Reserve	05/24/13				0.00					
Gilbert 98-A Sewer Revenue	09/29/98	0.000% - +1.0%AF	1,250,000	359,375	25,566.44	2020	36/91	MBC - DEP		JK
Gilbert 98-A Sewer Reserve	09/29/98				69,768.13					
Gilbert 98-B Sewer Revenue	09/29/98	1.000%	1,250,000	1,250,000	0.00	2038	36/91	MBC - UNB		JK
Gilbert 98-B Sewer Reserve	09/29/98				0.00					
Gilbert 09-A Water Reserve	08/03/09				11,526.94					
Gilbert 12-A Water Reserve	07/27/12				0.00					
Gilbert 12-B Water Reserve	07/27/12				0.00					
Gilbert 12-C Water Revenue	07/27/12	0.000%	#983,500	905,589	2,129.45	2052	36/91	MBC - UNB		JK
Gilbert 12-C Water Reserve	07/27/12				1,490.38					
Glen Dale 11-A Water Reserve	04/21/11				13,347.00					

ACCOUNT NAME	ISSUE DATE	INTEREST RATE	ORIGINAL ISSUE	OUTSTANDING (06/30/14)	ACCT - BAL (06/30/14)	LAST DEBT	DEBT MONTH	PAYING AGENT	BOND I	COUNSEL
Glen Dale 98-A Water Revenue	08/26/98	6.250%	500,000	411,694	13,371.05	2035	10/04	MBC - BNY		S&J
Glen Dale 98-A Water Reserve	08/26/98				34,939.18					
Glen Rogers PSD 06-A Sewer Revenue	06/27/06	0.000% - +0.5%AF	160,000	118,646	941.29	2036	36/91	MBC - DEP		S&J
Glen Rogers PSD 06-A Sewer Reserve	06/27/06				4,263.55					S&J
Glenville 14-A Water & Sewer Revenue	03/20/14	3.000%	#2,900,000	525,508	0.00	2035	36/91	MBC - UNB		S&J
Glenville 14-A Water & Sewer Reserve	03/20/14				0.00					
Glenville 98 Water & Sewer Reserve	10/21/98				79,898.56					S&J
Greater Marion PSD 00 Sewer Revenue	12/11/00	0.000% - +0.5%AF	400,000	229,977	1,243.97	2031	36/91	MBC - DEP		S&J
Greater Marion PSD 00 Sewer Reserve	12/11/00				13,571.19					
Greater Marion PSD 13-A Sewer Revenue	02/01/13	0.000% - +0.5%AF	1,663,080	1,663,080	906.38	2052	36/91	MBC - DEP		S&J
Greater Marion PSD 13-A Sewer Reserve	02/01/13				63.87					S&J
Greater Marion PSD 99-A Sewer Revenue	06/23/99	0.000% - +1.0%AF	400,000	135,000	1,898.12	2021	36/91	MBC - DEP		S&J
Greater Marion PSD 99-A Sewer Reserve	06/23/99				20,655.44					
Greater Marion PSD 99-B Sewer Revenue	06/23/99	0.000%	1,700,000	1,096,760	3,781.54	2039	36/91	MBC - UNB		S&J
Greater Marion PSD 99-B Sewer Reserve	06/23/99				43,922.28					
Grafton 02 Hospital Ref Revenue	01/03/02	VARIABL- 5.270%	1,500,000	770,806	31,611.38	2022	14/71	MBC-HUNT NB:BH		S&J
Grafton 02 Hospital Ref Reserve	01/03/02				29,943.73					
Grafton 00 Water & Sewer Sys Design Rev	07/07/00	0.000% - +0.5%AF	718,500	407,124	10,144.79	2031	36/91	MBC - DEP		S&J
Grafton 00 Water & Sewer Sys Design Res	07/07/00				28,058.27					
Grafton 05-A Water & Sewer Revenue	12/19/05	0.000% - +0.5%AF	4,227,582	3,346,832	25,010.08	2038	36/91	MBC - DEP		S&J
Grafton 05-A Water & Sewer Reserve	12/19/05				141,331.36					
Grafton 94 Water & Sewer Revenue	07/27/94	6.750%	2,830,000	2,238,910	113,396.16	2033	10/04	MBC - BNY		S&J
Grafton 94 Water & Sewer Reserve	07/27/94				207,279.96					
Grant County PSD 05-A Water Revenue	07/28/05	0.000%	1,833,369	1,466,695	8,064.49	2045	36/91	MBC - UNB		JK
Grant County PSD 05-A Water Reserve	07/28/05				38,371.44					JK
Grant County PSD 08-A Water Reserve	03/27/08				11,324.58					
Grant County PSD 11-A Water Revenue	03/22/11	3.000%	328,300	303,578	2,049.00	2042	36/91	MBC - UNB		S&J
Grant County PSD 11-A Water Reserve	03/22/11				4,561.27					S&J

ACCOUNT NAME	ISSUE DATE	INTEREST RATE	ORIGINAL ISSUE	OUTSTANDING (06/30/14)	ACCT - BAL (06/30/14)	LAST DEBT	DEBT MONTH	PAYING AGENT	BOND COUNSEL
Grant County PSD 11-B Water Revenue	03/22/11	1.000%	115,000	108,360	370.97	2042	36/91	MBC - UNB	S&J
Grant County PSD 11-B Water Reserve	03/22/11				925.71				S&J
Grandview-Doolin PSD 00-A Water Revenue	05/02/00	0.000% - +1.0%AF	1,483,979	853,262	12,343.06	2031	36/91	MBC - BPH	S&J
Grandview-Doolin PSD 00-A Water Reserve	05/02/00				49,537.07				
Grandview-Doolin PSD 00-B Water Revenue	05/02/00	0.000%	3,305,290	2,210,677	13,760.98	2040	36/91	MBC - UNB	S&J
Grandview-Doolin PSD 00-B Water Reserve	05/02/00				85,972.17				
Grantsville 09-A Sewer Revenue	11/12/09	0.000%	343,361	314,371	1,465.00	2049	36/91	MBC - DEP	S&J
Grantsville 09-A Sewer Reserve	11/12/09				7,357.85				S&J
Grantsville 11-A Water Reserve	12/27/11				5,934.82				
Grantsville 91 Water Depreciation	02/27/91				5,725.20				
Grantsville 91 Water Reserve	02/27/91				4,746.00				
Grant Town 10-A Water Revenue	07/20/10	0.000%	#1,610,000	1,487,832	3,429.17	2050	36/91	MBC - UNB	S&J
Grant Town 10-A Water Reserve	07/20/10				10,805.14				S&J
Gtr Harrison Cty (Grant Un) PSD 86A S Rev	11/06/86	8.380%	1,758,771	1,197,185	33,060.54	2026	10/04	MBC - BNY	S&J
Gtr Harrison Cty (Grant Un) PSD 86A S Res	11/06/86				154,650.37				
Gtr Harrison Cty (Grant Un) PSD 86B S Rev	11/06/86	0.000%	431,387	147,580	6,354.80	2026	10/	MBC - BNY2	S&J
Gtr Harrison Cty (Grant Un) PSD 86B S Res	11/06/86				11,354.79				
Gtr Harrison Cty (Grant Un) PSD 90A S Rev	04/06/90	7.850%	285,908	211,687	5,288.06	2029	10/04	MBC - BNY	S&J
Gtr Harrison Cty (Grant Un) PSD 90A S Res	04/06/90				23,277.75				
Gtr Harrison Cty (Grant Un) PSD 90B S Rev	04/06/90	0.000%	13,342	5,474	179.27	2029	10/	MBC - BNY2	S&J
Gtr Harrison Cty (Grant Un) PSD 90B S Res	04/06/90				342.03				
Greater St Albans PSD 07-A Sewer Revenue	08/28/07	0.000% - +0.5%AF	#1,850,000	1,510,826	5,529.78	2038	36/91	MBC - DEP	S&J
Greater St Albans PSD 07-A Sewer Reserve	08/28/07				61,687.18				
Greater St Albans PSD 10-A Sewer Revenue	01/29/10	0.000% - +1.0%AF	1,276,820	1,192,810	2,935.50	2049	36/91	MBC - DEP	S&J
Greater St Albans PSD 10-A Sewer Reserve	01/29/10				33,615.09				
Greater St Albans PSD 10-C Sewer Revenue	01/29/10	0.000%	#5,000,000	4,635,064	10,970.33	2049	36/91	MBC - UNB	S&J
Greater St Albans PSD 10-C Sewer Reserve	01/29/10				131,633.17				
Greater St Albans PSD 90-A Sewer Revenue	08/24/90	8.100%	3,079,067	2,313,446	110,273.45	2029	10/04	MBC - BNY	V&W



ACCOUNT NAME	ISSUE DATE	INTEREST RATE	ORIGINAL ISSUE	OUTSTANDING (06/30/14)	ACCT - BAL (06/30/14)	LAST DEBT	DEBT MONTH	PAYING AGENT	BOND I COUNSEL
Greater St Albans PSD 90-A Sewer Reserve	08/24/90				263,079.40				
Greater St Albans PSD 90-B Sewer Revenue	08/24/90	0.000%	139,054	58,549	3,437.23	2029	10/	MBC - BNY2	V&W
Greater St Albans PSD 90-B Sewer Reserve	08/24/90				3,675.38				
Central Hampshire PSD (GSV) 06-A W Res	06/29/06				34,381.09				
Central Hampshire PSD (GSV) 06-B W Res	06/30/06				19,501.04				
Green Valley Glenwood PSD 02-A Sewer Res	01/04/02				83,980.14				
Green Valley Glenwood PSD 02-B Sewer Res	01/04/02				28,497.52				
Green Valley Glenwood PSD 10-A S Ref Rev	12/29/10	3.630%	1,290,000	1,040,666	31,735.73	2025	99/99	MBC-BBT:BH	S&J
Green Valley Glenwood PSD 10-A S Ref Res	12/29/10				115,641.14				
Green Valley Glenwood PSD 98-B Sewer Rev	11/25/98	0.000%	317,500	197,395	1,327.95	2038	36/91	MBC - UNB	S&J
Green Valley Glenwood PSD 98-B Sewer Res	11/25/98				9,087.31				
Green Valley Glenwood PSD 05-A Water Res	07/08/05				54,091.30				
Green Valley Glenwood PSD 05-B Water Res	07/08/05				25,688.05				
Glen-White Trap Hill PSD 07-A Water Res	09/26/07				55,121.51				
Glen-White Trap Hill PSD 12-A Water Res	04/13/12				156.00				
Glen-White Trap Hill PSD 12-B Water Res	04/13/12				1,628.00				
Harpers Ferry 08-A Water Reserve	03/13/08				8,082.19				
Harpers Ferry 86-A Water Revenue	12/19/86	8.380%	611,912	416,524	31,360.54	2026	10/04	MBC - BNY	S&J
Harpers Ferry 86-A Water Reserve	12/19/86				53,815.27				
Harpers Ferry 86-B Water Revenue	12/19/86	0.000%	150,088	51,346	6,308.01	2026	10/	MBC - BNY2	S&J
Harpers Ferry 86-B Water Reserve	12/19/86				11,610.43				
Harman 08-A Sewer Revenue	11/07/08	0.000%	300,000	270,390	631.04	2048	36/91	MBC - UNB	S&J
Harman 08-A Sewer Reserve	11/07/08				3,026.92				
Handley 90-A Sewer Revenue	07/27/90	8.100%	155,251	116,647	5,226.47	2029	10/04	MBC - BNY	V&W
Handley 90-A Sewer Reserve	07/27/90				13,262.59				
Handley 90-B Sewer Revenue	07/27/90	0.000%	7,011	2,952	138.50	2029	10/	MBC - BNY2	V&W
Handley 90-B Sewer Reserve	07/27/90				185.32				
Hammond PSD 02-A Water Revenue	04/16/02	0.000%	472,620	334,145	3,226.46	2042	36/91	MBC - UNB	S&J

ACCOUNT NAME	ISSUE DATE	INTEREST RATE	ORIGINAL ISSUE	OUTSTANDING (06/30/14)	ACCT - BAL (06/30/14)	LAST DEBT	DEBT MONTH	PAYING AGENT	BOND I	BOND COUNSEL
Hammond PSD 02-A Water Reserve	04/16/02				12,218.73					
Hammond PSD 79 Water Reserve	10/19/79				36,544.25					
Hammond PSD 94 Water Reserve	09/27/94				76,088.85					
Harrisville 01-A Sewer Revenue	04/11/01	2.000% - +1.0%AF	638,000	277,789	9,295.32	2022	36/91	MBC - DEP		JK
Harrisville 01-A Sewer Reserve	04/11/01				38,786.68					
Harrisville 08-A Sewer Reserve	11/20/08				9,086.39					
Harrisville 13-A Sewer Reserve	12/13/13				0.00					
Harrisville 13-B Sewer Reserve	12/13/13				0.00					
Harrisville 90 Sewer Reserve	04/17/90				36,432.09					
Harrisville 08-A Water Reserve	08/15/08				15,435.97					
Harrisville 08-B Water Reserve	09/18/08				5,818.83					
Harrisville 12-A Water Reserve	02/03/12				742.53					
Hardy County Schools 12 GO	10/25/12	2.000% - 3.000%	21,545,000	19,660,000	547,481.21	2030	06/12	MBC - DTC		BRM
Hardy County Schools 12 GO Sur Col	10/25/12				65,245.16					
Hardy County PSD 14-A Sewer Revenue	03/07/14	0.000%	#1,271,950	318,375	0.00	2054	36/91	MBC - UNB		S&J
Hardy County PSD 14-A Sewer Reserve	03/07/14				0.00					
Hardy County PSD 01-A Water Reserve	09/18/01				21,526.96					
Hardy County PSD 02-A Water Revenue	03/19/02	0.000%	1,215,824	870,687	3,002.66	2042	36/91	MBC - UNB		S&J
Hardy County PSD 02-A Water Reserve	03/19/02				31,407.11					
Hardy County PSD 03-A Water Revenue	07/30/03	0.000%	534,200	399,788	1,321.23	2043	36/91	MBC - UNB		S&J
Hardy County PSD 03-A Water Reserve	07/30/03				13,787.02					
Hardy County PSD 08-A Water Reserve	10/14/08				69,337.93					
Hardy County PSD 10-A Water Revenue	09/30/10	0.000%	1,641,250	1,545,328	3,582.56	2050	36/91	MBC - UNB		S&J
Hardy County PSD 10-A Water Reserve	09/30/10				42,700.57					
Harpers Ferry-Bolivar PSD 09-A Sewer Rev	07/21/09	0.000% - +1.0%AF	629,612	519,421	2,888.49	2030	36/91	MBC - DEP		JK
Harpers Ferry-Bolivar PSD 09-A Sewer Res	07/21/09				31,486.83					
Harpers Ferry-Bolivar PSD 80 Sewer Rev	04/22/80	6.000% - 7.200%	485,000	150,000	25,704.47	2018	10/04	MBC - BNY		S&J
Harpers Ferry-Bolivar PSD 80 Sewer Res	04/22/80				39,403.01					

ACCOUNT NAME	ISSUE DATE	INTEREST RATE	ORIGINAL ISSUE	OUTSTANDING (06/30/14)	ACCT - BAL (06/30/14)	LAST DEBT	DEBT MONTH	PAYING AGENT	BOND I	BOND COUNSEL
Hughes River Water 08-A Water Reserve	12/18/08				7,856.80					
Hughes River Water 08-B Water Reserve	12/18/08				2,285.67					
Hillsboro 86-A Sewer Revenue	05/30/86	9.750%	280,400	194,245	14,783.68	2025	10/04	MBC - BNY		LFG
Hillsboro 86-A Sewer Reserve	05/30/86				28,202.54					
Hillsboro 86-B Sewer Revenue	05/30/86	0.000%	139,600	44,084	3,272.39	2025	10/	MBC - BNY2		LFG
Hillsboro 86-B Sewer Reserve	05/30/86				4,146.58					
Hinton 04-A Sewer Revenue	03/30/04	0.00% - +0.5%AF	490,000	373,782	4,790.40	2044	36/91	MBC - DEP		S&J
Hinton 04-A Sewer Reserve	03/30/04				12,568.93					
Hinton 12-A Sewer Revenue	08/29/12	0.000% - +0.5%AF	1,228,000	1,212,050	2,915.17	2052	36/91	MBC - DEP		S&J
Hinton 12-A Sewer Reserve	08/29/12				1,860.91					
Hinton 13 Sewer GAN	08/15/13	0.000%	#841,300	838,833	0.00	2016		MBC - BBT		S&J
Hinton 90-A Sewer Revenue	06/14/90	7.850%	637,262	471,832	28,707.83	2029	10/04	MBC - BNY		S&J
Hinton 90-A Sewer Reserve	06/14/90				52,803.73					
Hinton 90-B Sewer Revenue	06/14/90	0.000%	29,738	12,200	3,386.93	2029	10/	MBC - BNY2		S&J
Hinton 90-B Sewer Reserve	06/14/90				764.72					
Hinton 90-C Sewer Reserve	06/14/90				39,372.77					
Hancock County Schools 11 GO	03/10/11	3.000% - 5.000%	37,000,000	34,640,000	671,072.17	2036	05/11	MBC - DTC		BRM
Hancock County PSD 02 Sewer Revenue	08/01/02	0.000%	1,000,000	727,273	4,551.27	2042	36/91	MBC - UNB		S&J
Hancock County PSD 02 Sewer Reserve	08/01/02				33,256.40					
Hancock County PSD 04-A Sewer Revenue	06/08/04	0.000% - +0.5%AF	899,699	687,668	9,884.31	2044	36/91	MBC - DEP		S&J
Hancock County PSD 04-A Sewer Reserve	06/08/04				23,245.81					
Hancock County PSD 08-A Sewer Revenue	08/12/08	0.000% - +0.5%AF	4,569,751	4,521,673	2,269.35	2035	36/91	MBC - DEP		S&J
Hancock County PSD 08-A Sewer Reserve	08/12/08				14,484.58					
Hancock County PSD 08-B Sewer Revenue	08/12/08	0.000%	5,468,620	4,892,972	12,092.69	2048	36/91	MBC - UNB		S&J
Hancock County PSD 08-B Sewer Reserve	08/12/08				144,834.96					
Hancock County PSD 95-A Sewer Revenue	12/07/95	6.750%	289,532	231,806	11,701.51	2033	10/04	MBC - BNY		S&J
Hancock County PSD 95-A Sewer Reserve	12/07/95				21,475.17					
Hancock County PSD 95-B Sewer Revenue	12/07/95	6.250%	1,080,088	878,040	40,352.44	2035	10/04	MBC - BNY		S&J

ACCOUNT NAME	ISSUE DATE	INTEREST RATE	ORIGINAL ISSUE	OUTSTANDING (06/30/14)	ACCT - BAL (06/30/14)	LAST DEBT	DEBT MONTH	PAYING AGENT	BOND I	COUNSEL
Hancock County PSD 95-B Sewer Reserve	12/07/95				74,521.22					
Hancock County PSD 95-C Sewer Revenue	12/07/95	0.000% - +1.0%AF	883,974	121,539	14,054.54	2017	36/91	MBC - DEP		S&J
Hancock County PSD 95-C Sewer Reserve	12/07/95				49,099.46					
Hancock County PSD 99 Sewer Revenue	12/02/99	0.000% - +1.0%AF	4,996,347	1,686,258	73,833.61	2021	36/91	MBC - DEP		S&J
Hancock County PSD 99 Sewer Reserve	12/02/99				278,777.05					
Hodgesville PSD 02-A Water Reserve	12/18/02				52,443.94					
Hodgesville PSD 11-A Water Reserve	04/14/11				9,271.20					
Hamlin PSD 97 Sewer Revenue	05/07/97	2.000% - +1.0%AF	150,400	30,829	1,092.77	2017	36/91	MBC - DEP		G&G
Hamlin PSD 97 Sewer Reserve	05/07/97				9,143.92					
Hamlin PSD 99 Sewer Revenue	10/28/99	0.000% - +0.5%AF	1,270,883	438,741	7,081.78	2021	36/91	MBC - DEP		G&G
Hamlin PSD 99 Sewer Reserve	10/28/99				76,690.47					
Hamrick PSD 09-A Sewer Revenue	12/04/09	0.000% - +.25%AF	215,781	188,796	622.97	2040	36/91	MBC - DEP		S&J
Hamrick PSD 09-A Sewer Reserve	12/04/09				7,205.86					
Hamrick PSD 97-A Sewer Revenue	02/11/97	0.000% - +1.0%AF	280,159	52,529	4,563.58	2018	36/91	MBC - DEP		S&J
Hamrick PSD 97-A Sewer Reserve	02/11/97				16,003.26					
Hamrick PSD 98-A Sewer Revenue	01/20/98	0.000% - +1.0%AF	200,000	50,000	1,201.80	2019	36/91	MBC - DEP		S&J
Hamrick PSD 98-A Sewer Reserve	01/20/98				10,039.61					
Hamrick PSD 98-B Sewer Revenue	01/20/98	2.000%	1,550,000	1,082,100	7,009.92	2037	36/91	MBC - UNB		S&J
Hamrick PSD 98-B Sewer Reserve	01/20/98				57,860.78					
Hamrick PSD 03-A Water Revenue	03/31/03	0.000% - +1.0%AF	760,000	500,307	2,911.70	2034	36/91	MBC - BPH		S&J
Hamrick PSD 03-A Water Reserve	03/31/03				25,341.97					
Huntington 00 Parking Imp & Ref Revenue	12/20/00	2.275% - 6.650%	2,500,000	1,213,605	45,113.26	2020	12/06	MBC-HUNT NB:BH		S&J
Huntington 00 Parking Imp & Ref Reserve	12/20/00				220,933.06					
Huntington 00-A Sewer Revenue	10/24/00	2.000% - +1.0%AF	1,832,399	771,663	10,941.94	2021	36/91	MBC - DEP		S&J
Huntington 00-A Sewer Reserve	10/24/00				113,543.94					
Huntington 07 Sewer Refunding Revenue	12/27/07	3.500% - 4.000%	5,500,000	3,795,000	350,477.93	2023	11/05	MBC - DTC		S&J
Huntington 07 Sewer Refunding Reserve	12/27/07				487,021.01					
Huntington 10-A Sewer Revenue	01/12/10	2.000% - +1.0%AF	4,022,945	3,296,964	66,211.14	2030	36/91	MBC - DEP		S&J

ACCOUNT NAME	ISSUE DATE	INTEREST RATE	ORIGINAL ISSUE	OUTSTANDING (06/30/14)	ACCT - BAL (06/30/14)	LAST DEBT	DEBT MONTH	PAYING AGENT	BOND I	BOND COUNSEL
Huntington 10-A Sewer Reserve	01/12/10				183,602.56					
Huntington 10-B Sewer Revenue	11/10/10	2.000% - +1.0%AF	2,622,055	2,348,587	20,888.42	2031	36/91	MBC - DEP		S&J
Huntington 10-B Sewer Reserve	11/10/10				41,199.44					
Huntington 13-A Sewer Revenue	03/28/13	1.990%	1,059,500	723,074	25,779.82	2016	99/99	MBC - PB:BH		S&J
Huntington 13-A Sewer Reserve	03/29/13				105,985.74					
Huntington 97 Sewer Revenue	11/25/97	2.000% - +1.0%AF	3,039,895	803,010	17,399.61	2019	36/91	MBC - DEP		S&J
Huntington 97 Sewer Reserve	11/25/97				177,651.53					
Huntington 99 Sewer Revenue	06/22/99	2.000% - +1.0%AF	2,083,550	714,423	12,091.04	2020	36/91	MBC - DEP		S&J
Huntington 99 Sewer Reserve	06/22/99				126,667.94					
Hurricane 05-A Sewer Revenue	08/09/05	3.000%	9,240,515	6,818,376	102,710.86	2027	36/91	MBC - UNB		S&J
Hurricane 05-A Sewer Reserve	08/09/05				410,766.88					
Hurricane 05-B Sewer Revenue	08/09/05	5.000%	1,114,236	817,169	56,418.55	2025	10/04	MBC - BNY		S&J
Hurricane 05-B Sewer Reserve	08/09/05				72,236.72					
Hurricane 05-C Sewer Revenue	08/09/05	5.000%	485,764	356,254	24,596.52	2025	10/04	MBC - BNY		S&J
Hurricane 05-C Sewer Reserve	08/09/05				31,494.88					
Hurricane 89-A Sewer Revenue	12/28/89	7.850%	2,331,211	834,083	140,792.33	2018	10/04	MBC - BNY		S&J
Hurricane 89-A Sewer Reserve	12/28/89				208,146.10					
Hurricane 89-B Sewer Revenue	12/28/89	0.000%	108,789	19,427	3,247.89	2018	10/	MBC - BNY2		S&J
Hurricane 89-B Sewer Reserve	12/28/89				3,892.16					
Hurricane 07-A Water Revenue	05/31/07	4.260%	1,880,000	1,149,743	28,350.27	2022	99/99	MBC-BBT:BH		S&J
Hurricane 07-A Water Reserve	05/31/07				121,412.79					
Hurricane 94 Water Revenue	05/05/94	6.750%	1,100,000	870,248	37,790.62	2033	10/04	MBC - BNY		S&J
Hurricane 94 Water Reserve	05/05/94				80,582.22					
Huttonsville PSD 03-A Sewer Revenue	06/03/03	0.000%	3,934,000	2,863,721	0.00	2039	36/91	MBC - UNB		JK
Huttonsville PSD 03-A Sewer Reserve	06/06/03				90,178.15					
Huttonsville PSD 03-B Sewer Reserve	06/06/03				27,058.06					
Huttonsville PSD 11-A Sewer Reserve	04/25/11				5,613.91					
Huttonsville PSD 11-B Sewer Revenue	04/25/11	0.000%	800,000	768,620	0.00	2051	36/91	MBC - UNB		S&J

ACCOUNT NAME	ISSUE DATE	INTEREST RATE	ORIGINAL ISSUE	OUTSTANDING (06/30/14)	ACCT - BAL (06/30/14)	LAST DEBT	DEBT MONTH	PAYING AGENT	BOND I	COUNSEL
Huttonsville PSD 11-B Sewer Reserve	04/25/11				17,697.81					
Huttonsville PSD 11-C Sewer Revenue	04/25/11	0.000%	200,000	192,140	0.00	2051	36/91	MBC - UNB		S&J
Huttonsville PSD 11-C Sewer Reserve	04/25/11				4,424.87					
Huttonsville PSD 84-B Sewer Renew & Rep	02/28/84				0.04					
Huttonsville PSD 84-B Sewer Revenue	02/28/84	0.000%	144,089	24,015	2,048.39	2019	10/	MBC - BNY2		S&J
Huttonsville PSD 00-A Water Reserve	07/27/00				20,824.14					
Huttonsville PSD 04-A Water Revenue	08/25/04	0.000%	952,000	746,666	2,083.51	2044	36/91	MBC - UNB		JK
Huttonsville PSD 04-A Water Reserve	08/25/04				20,756.03					
Huttonsville PSD 04-B Water Reserve	08/24/04				17,471.10					
Huttonsville PSD 12-A Water Revenue	08/07/12	0.000% - +1.0%AF	#244,500	220,512	777.76	2043	36/91	MBC - BPH		S&J
Huttonsville PSD 12-A Water Reserve	08/07/12				1,087.06					
Huttonsville PSD 12-B Water Reserve	12/18/12				0.00					
Huttonsville PSD 12-C Water Revenue	12/18/12	0.000%	#1,085,000	757,498	0.00	2052	36/91	MBC - UNB		S&J
Huttonsville PSD 12-C Water Reserve	12/18/12				0.00					
Huttonsville PSD 12-D Water Revenue	12/18/12	1.000%	#1,100,000	1,078,913	0.00	2052	36/91	MBC - UNB		S&J
Huttonsville PSD 12-D Water Reserve	12/18/12				0.00					
Huttonsville PSD 12-E Water Revenue	12/18/12	0.000%	1,700,000	1,700,000	0.00	2045	36/91	MBC - UNB		S&J
Huttonsville PSD 12-E Water Reserve	12/18/12				40,479.13					
Huttonsville PSD 96 Water Reserve	06/07/96				50,531.21					
Jane Lew PSD 05-A Sewer Revenue	07/19/05	0.000%	959,015	762,294	2,263.33	2045	36/91	MBC - UNB		S&J
Jane Lew PSD 05-A Sewer Reserve	07/19/05				20,017.27					
Jane Lew PSD 13-A Sewer Revenue	05/06/13	0.000%	#5,167,000	5,023,839	0.00	2052	36/91	MBC - UNB		S&J
Jane Lew PSD 13-A Sewer Reserve	05/06/13				0.00					
Jane Lew PSD 04-A Water Reserve	12/16/04				24,462.66					
Jane Lew PSD 09-A Water Revenue	10/23/09	0.000%	429,399	379,293	2,309.98	2040	36/91	MBC - BPH		S&J
Jane Lew PSD 09-A Water Reserve	10/23/09				5,254.19					
Jefferson County Schools 12 Ref GO	08/02/12	4.000%	11,590,000	9,010,000	220,924.52	2020	05/11	MBC - DTC		BRM
Jefferson County Schools 12 Ref Spec Sur	08/02/12				42.04					

ACCOUNT NAME	ISSUE DATE	INTEREST RATE	ORIGINAL ISSUE	OUTSTANDING (06/30/14)	ACCT - BAL (06/30/14)	LAST DEBT	DEBT MONTH	PAYING AGENT	BOND COUNSEL
Jefferson County Schools 12 Ref Sur Col	08/02/12				438,495.23				
Jefferson County PSD 00-A Sewer Revenue	06/22/00	0.000% - +0.5%AF	1,154,889	673,680	7,667.12	2031	36/91	MBC - DEP	S&J
Jefferson County PSD 00-A Sewer Reserve	06/22/00				38,500.65				
Jefferson County PSD 08-A Sewer Revenue	06/18/08	0.000% - +0.5%AF	2,005,000	1,637,402	5,990.41	2038	36/91	MBC - DEP	S&J
Jefferson County PSD 08-A Sewer Reserve	06/18/08				66,843.08				
Jefferson County PSD 10-A Sewer Ref Rev	06/24/10	3.000% - 4.375%	1,895,000	1,655,000	88,780.62	2028	10/04	MBC - DTC	STB
Jefferson County PSD 10-A Sewer Ref Res	06/24/10				153,874.59				
Jefferson County PSD 13-A Sewer Revenue	06/14/13	2.250% - 4.000%	1,660,000	1,570,000	13,992.60	2028	06/12	MBC - DTC	BRM
Jefferson County PSD 13-A Sewer Reserve	06/14/13				146,017.64				
Jefferson County PSD 88-B Sewer Revenue	05/05/88	0.000%	425,767	163,759	10,914.82	2028	10/	MBC - BNY2	S&J
Jefferson County PSD 88-B Sewer Reserve	05/05/88				10,922.32				
Jefferson County PSD 98-B Sewer Revenue	06/25/98	0.000% - +1.0%AF	599,089	149,760	6,797.83	2019	36/91	MBC - DEP	S&J
Jefferson County PSD 98-B Sewer Reserve	06/25/98				29,959.62				
Jefferson County PSD 98-C Sewer Revenue	06/25/98	1.000%	662,039	662,039	0.00	2038	36/91	MBC - UNB	S&J
Jefferson County PSD 98-C Sewer Reserve	06/25/98				0.00				
Jefferson County PSD 99-A Sewer Revenue	12/08/99	0.000% - +0.5%AF	378,363	198,639	2,784.21	2030	36/91	MBC - DEP	S&J
Jefferson County PSD 99-A Sewer Reserve	12/08/99				12,613.53				
Jefferson County PSD 14-A Water Rev	04/17/14	0.500% - +0.5%AF	#985,350	244,383	0.00	2045	36/91	MBC - BPH	BRM
Jefferson County PSD 14-A Water Res	04/17/14				0.00				
Junior 04-A Sewer Revenue	10/25/04	0.000% - +0.5%AF	902,250	646,613	2,673.59	2035	36/91	MBC - DEP	S&J
Junior 04-A Sewer Reserve	10/25/04				25,796.73				
Junior 12-A Sewer Reserve	06/21/12				0.00				
Junior 09-A Water Revenue	09/10/09	0.000%	690,000	627,672	2,866.32	2049	36/91	MBC - UNB	S&J
Junior 09-A Water Reserve	09/10/09				17,859.38				
Justice PSD 93 Water Revenue	11/24/93	6.750%	439,000	345,453	15,113.91	2033	10/04	MBC - BNY	JK
Justice PSD 93 Water Reserve	11/24/93				32,010.19				
Kanawha (Chelyan) PSD 02 Sewer Revenue	06/04/02	0.000%	3,118,574	2,268,054	6,750.20	2042	36/91	MBC - UNB	G&G
Kanawha (Chelyan) PSD 02 Sewer Reserve	06/04/02				41,149.78				

ACCOUNT NAME	ISSUE DATE	INTEREST RATE	ORIGINAL ISSUE	OUTSTANDING (06/30/14)	ACCT - BAL (06/30/14)	LAST DEBT	DEBT MONTH	PAYING AGENT	BOND I	COUNSEL
Kanawha (Chelyan) PSD 09-A Sewer Revenue	12/15/09	0.000% - +1.0%AF	2,761,569	2,381,849	12,670.97	2031	36/91	MBC - DEP		JK
Kanawha (Chelyan) PSD 09-A Sewer Reserve	12/15/09				9,618.36					
Kanawha (Chelyan) PSD 94-A Sewer Revenue	04/22/94	6.750%	1,023,500	809,726	27,496.04	2033	10/04	MBC - BNY		JK
Kanawha (Chelyan) PSD 94-A Sewer Reserve	04/22/94				32,913.66					
Kanawha (Chelyan) PSD 94-B Sewer Revenue	04/22/94	6.750%	175,276	138,667	4,358.89	2033	10/04	MBC - BNY		JK
Kanawha (Chelyan) PSD 94-B Sewer Reserve	04/22/94				5,758.42					
Kanawha (Chelyan) PSD 95-A Sewer Revenue	06/29/95	6.750%	634,000	504,471	17,123.27	2033	10/04	MBC - BNY		JK
Kanawha (Chelyan) PSD 95-A Sewer Reserve	06/29/95				20,535.40					
Kanawha (Chelyan) PSD 99-A Sewer Revenue	07/15/99	0.000% - +0.5%AF	2,518,000	1,405,861	7,523.24	2031	36/91	MBC - DEP		JK
Kanawha (Chelyan) PSD 99-A Sewer Reserve	07/15/99				36,629.77					
Kanawha (UKV) PSD 02-A Sewer Rev	03/15/02	0.500%	300,000	187,250	918.75	2032	36/91	MBC - UNB		S&J
Kanawha (UKV) PSD 02-A Sewer Res	03/15/02				5,640.67					
Kanawha (UKV) PSD 99 Sewer Rev	10/21/99	0.000%	5,768,297	3,783,076	12,485.34	2039	36/91	MBC - UNB		S&J
Kanawha (UKV) PSD 99 Sewer Res	10/21/99				67,778.92					
Kanawha (UKV-London) PSD 97-L S Note	08/18/97	0.000% - +3.0%AF	119,064	119,064	0.00	2020	08/	MBC - UNB		S&J
Kanawha (UKV-Pnt Ck) PSD 97P S Note	08/18/97	0.000% - +3.0%AF	145,000	145,000	0.00	2020	08/	MBC - UNB		S&J
Kanawha Falls PSD 03-A Sewer Revenue	11/06/03	0.000% - +0.5%AF	1,990,400	1,376,681	10,935.70	2035	36/91	MBC - DEP		JK
Kanawha Falls PSD 03-A Sewer Reserve	11/06/03				66,349.53					
Kanawha Falls PSD 03-B Sewer Revenue	11/06/03	5.800%	110,000	69,732	5,064.51	2023	10/04	MBC - BBT		JK
Kanawha Falls PSD 03-B Sewer Reserve	11/06/03				9,386.76					
Kanawha Falls PSD 81 Sewer Reserve	01/01/81				142,014.09					
Kanawha Falls PSD 93-A Sewer Revenue	10/12/93	1.000%	2,872,937	39,568	13,221.68	2014	36/91	MBC - DEP		JK
Kanawha Falls PSD 93-A Sewer Reserve	10/12/93				158,673.61					
Kanawha Falls PSD 02-A Water Reserve	02/22/02				24,524.30					
Kanawha Falls PSD 80 Water Imp & Ref Res	09/14/81				160,053.63					
Kenova 07-A Sewer Revenue	07/12/07	0.000%	3,747,000	3,232,689	8,232.88	2047	36/91	MBC - UNB		S&J
Kenova 07-A Sewer Reserve	07/12/07				54,001.71					S&J
Kenova 07-B Sewer Revenue	07/12/07	0.000% - +0.5%AF	4,649,209	4,011,082	11,198.07	2047	36/91	MBC - DEP		S&J



ACCOUNT NAME	ISSUE DATE	INTEREST RATE	ORIGINAL ISSUE	OUTSTANDING (06/30/14)	ACCT - BAL (06/30/14)	LAST DEBT	DEBT MONTH	PAYING AGENT	BOND I	BOND COUNSEL
Kenova 07-B Sewer Reserve	07/12/07				67,235.68					S&J
Kenova 91-A Sewer Revenue	08/09/91	8.100%	508,101	381,762	17,104.06	2029	10/04	MBC - BNY		S&J
Kenova 91-A Sewer Reserve	08/09/91				43,417.65					
Kenova 91-B Sewer Revenue	08/09/91	0.000%	22,941	9,659	452.72	2029	10/	MBC - BNY2		S&J
Kenova 91-B Sewer Reserve	08/09/91				604.14					
Kenova 01 Water Reserve	12/06/01				32,471.28					
Kenova 05-A Water Revenue	09/27/05	5.050%	1,500,000	1,068,898	66,013.00	2025	10/04	MBC - BNY		G&G
Kenova 05-A Water Reserve	09/27/05				106,197.43					
Kenova 05-B Water Revenue	09/27/05	6.000%	1,500,000	1,398,532	35,192.80	2044	10/04	MBC - BNY		G&G
Kenova 05-B Water Reserve	09/27/05				88,164.74					
Kenova 05-C Water Revenue	09/27/05	0.000% - +1.0%AF	9,986,213	7,572,862	38,635.94	2037	36/91	MBC - BPH		G&G
Kenova 05-C Water Reserve	09/27/05				244,979.01					
Keyser 01 Sewer Revenue	01/25/01	0.000% - +0.5%AF	523,072	523,072	386.24	2025	36/91	MBC - DEP		BRM
Keyser 01 Sewer Reserve	01/25/01				0.00					
Keyser 01-B Sewer Ref Revenue	09/13/01	4.000% - 5.800%	1,795,000	1,155,000	92,824.99	2025	10/04	MBC - DTC		BRM
Keyser 01-B Sewer Ref Reserve	09/13/01				136,940.27					
Keyser 99 Sewer Revenue	11/16/99	0.000% - +0.5%AF	5,753,801	2,288,440	76,361.88	2023	36/91	MBC - DEP		BRM
Keyser 99 Sewer Reserve	11/16/99				262,042.01					
Keyser 13-A Water Reserve	09/03/13				0.00					
Keyser 98-A Water Revenue	10/15/98	6.250%	761,842	626,288	28,975.55	2035	10/04	MBC - BNY		BRM
Keyser 98-A Water Reserve	10/15/98				53,190.89					
Keyser 98-B Water Revenue	10/15/98	5.800% - 6.250%	2,997,584	2,530,734	100,100.21	2038	10/04	MBC - BNY		BRM
Keyser 98-B Water Reserve	10/15/98				194,254.23					
Kingwood 01 Sewer Revenue	12/20/01	0.000% - +0.5%AF	876,739	547,408	9,169.25	2033	36/91	MBC - DEP		S&J
Kingwood 01 Sewer Reserve	12/20/01				29,335.50					
Kingwood 10-A Sewer Ref Revenue	08/27/10	3.000% - 4.250%	1,605,000	1,355,000	84,830.34	2025	10/04	MBC - DTC		S&J
Kingwood 10-A Sewer Ref Reserve	08/27/10				147,485.67					
Kingwood 12-A Sewer Revenue	07/25/12	0.000% - +0.5%AF	#15,795,000	14,844,423	32,467.50	2052	36/91	MBC - DEP		S&J

ACCOUNT NAME	ISSUE DATE	INTEREST RATE	ORIGINAL ISSUE	OUTSTANDING (06/30/14)	ACCT - BAL (06/30/14)	LAST DEBT	DEBT MONTH	PAYING AGENT	BOND I	COUNSEL
Kingwood 12-A Sewer Reserve	07/25/12				18,818.91					
Kingwood 86-B Sewer Revenue	03/28/86	0.000%	850,860	268,693	40,568.85	2025	10/	MBC - BNY2		S&J
Kingwood 86-B Sewer Reserve	03/28/86				24,087.10					
Kingwood 01 Water Revenue	01/18/01	5.800%	1,139,214	553,775	58,672.71	2020	10/04	MBC - BNY		S&J
Kingwood 01 Water Reserve	01/18/01				98,543.98					
Kingwood 07-A Water Revenue	06/14/07	0.000%	265,000	225,670	627.36	2047	36/91	MBC - UNB		S&J
Kingwood 07-A Water Reserve	06/14/07				3,999.09					
Kingwood 09-A Water Revenue	09/29/09	0.000%	1,135,000	1,025,860	2,669.42	2049	36/91	MBC - UNB		S&J
Kingwood 09-A Water Reserve	09/29/09				29,117.58					
Kingwood 87-A Water Revenue	01/07/87	8.380%	2,810,612	1,913,167	107,147.46	2026	10/04	MBC - BNY		S&J
Kingwood 87-A Water Reserve	01/07/87				247,178.18					
Kingwood 87-B Water Revenue	01/07/87	0.000%	689,388	235,843	13,775.71	2026	10/	MBC - BNY2		S&J
Kingwood 87-B Water Reserve	01/07/87				18,150.42					
Kingmill Valley PSD 10-A Sewer Reserve	02/11/10				34,458.48					
Kingmill Valley PSD 14-A Sewer Revenue	04/23/14	2.670%	721,925	717,837	6,139.51	2025	99/99	MBC-BBT:SB		S&J
Kingmill Valley PSD 14-A Sewer Reserve	04/23/14				72,200.10					
Kingmill Valley PSD 86-B Sewer Revenue	06/12/86	0.000%	81,343	25,029	1,943.34	2025	10/	MBC - BNY2		S&J
Kingmill Valley PSD 86-B Sewer Reserve	06/12/86				3,353.21					
Kingmill Valley PSD 99-A Sewer Revenue	06/15/99	5.800%	183,200	154,668	5,313.71	2038	10/04	MBC - BNY		S&J
Kingmill Valley PSD 99-A Sewer Reserve	06/15/99				11,888.63					
Kopperston PSD 96 Water Revenue	09/20/96	6.250%	644,000	524,470	24,079.98	2035	10/04	MBC - BNY		JK
Kopperston PSD 96 Water Reserve	09/20/96				44,512.64					
Lake Floyd PSD 86-A Sewer Revenue	03/07/86	9.750%	136,870	94,815	7,877.07	2025	10/04	MBC - BNY		S&J
Lake Floyd PSD 86-A Sewer Reserve	03/07/86				13,782.87					
Lake Floyd PSD 86-A&B Sewer R&R	03/07/86				6,996.37					
Lake Floyd PSD 86-B Sewer Revenue	03/07/86	0.000%	68,130	21,515	2,939.15	2025	10/	MBC - BNY2		S&J
Lake Floyd PSD 86-B Sewer Reserve	03/07/86				3,445.02					
Lashmeet PSD 98-A Lot 2 Water Revenue	09/10/98	2.000%	670,000	473,278	2,600.65	2038	36/91	MBC - UNB		S&J

ACCOUNT NAME	ISSUE DATE	INTEREST RATE	ORIGINAL ISSUE	OUTSTANDING (06/30/14)	ACCT - BAL (06/30/14)	LAST DEBT	DEBT MONTH	PAYING AGENT	BOND I COUNSEL
Lashmeet PSD 98-A Water Revenue	09/10/98	2.000%	3,400,000	2,401,710	15,245.69	2038	36/91	MBC - UNB	S&J
Lashmeet PSD 98-A Water Reserve	09/10/98				149,926.06				
Lavalette PSD 06-A Water Reserve	02/23/06				81,642.51				S&J
Lavalette PSD 06-B Water Reserve	02/23/06				37,912.10				S&J
Lavalette PSD 06-C Water Revenue	02/23/06	0.000%	1,918,050	1,569,310	14,969.13	2045	36/91	MBC - UNB	S&J
Lavalette PSD 06-C Water Reserve	02/23/06				42,821.11				S&J
Lavalette PSD 09-A Water Reserve	05/18/09				27,481.69				
Lavalette PSD 09-B Water Reserve	05/18/09				14,884.86				
Lavalette PSD 10-A Water Reserve	03/10/10				27,826.74				
Lavalette PSD 10-B Water Reserve	03/10/10				2,634.43				
Lavalette PSD 11-A Water Reserve	02/04/11				15,511.28				
Lavalette PSD 12-A Water Reserve	09/21/12				0.00				
Logan County PSD 02-A Sewer Revenue	12/12/02	0.000% - +0.5%AF	5,328,940	3,996,705	27,228.57	2042	36/91	MBC - DEP	JK
Logan County PSD 02-A Sewer Reserve	12/12/02				140,205.95				
Logan County PSD 02-B Sewer Revenue	12/12/02	0.000%	2,190,000	1,631,765	4,732.25	2042	36/91	MBC - UNB	JK
Logan County PSD 02-B Sewer Reserve	12/12/02				57,179.64				
Logan County PSD 02-C Sewer Reserve	12/12/02				16,814.03				
Logan County PSD 08-A Sewer Revenue	04/09/08	0.000%	4,500,000	3,919,340	9,600.19	2048	36/91	MBC - UNB	JK
Logan County PSD 08-A Sewer Reserve	04/09/08				59,056.86				
Logan County PSD 13-A Sewer Reserve	01/24/13				0.00				
Logan County PSD 01-A Water Revenue	09/06/01	5.800%	3,830,000	3,363,404	101,382.89	2039	10/04	MBC - BNY	JK
Logan County PSD 01-A Water Reserve	09/06/01				253,635.26				
Logan County PSD 01-B Water Revenue	09/06/01	0.000%	2,670,000	1,889,790	5,778.88	2041	36/91	MBC - UNB	JK
Logan County PSD 01-B Water Reserve	09/06/01				69,352.08				
Logan County PSD 02-A Water Reserve	01/24/02				75,622.95				
Logan County PSD 02-B Water Revenue	10/09/02	0.000%	1,100,000	801,935	2,469.86	2042	36/91	MBC - UNB	JK
Logan County PSD 02-B Water Reserve	10/09/02				28,411.80				
Logan County PSD 03-B Water Revenue	10/29/03	0.000%	3,600,000	2,752,941	7,842.85	2043	36/91	MBC - UNB	JK

ACCOUNT NAME	ISSUE DATE	INTEREST RATE	ORIGINAL ISSUE	OUTSTANDING (06/30/14)	ACCT - BAL (06/30/14)	LAST DEBT	DEBT MONTH	PAYING AGENT	BOND I	COUNSEL
Logan County PSD 03-B Water Reserve	10/29/03				88,132.00					
Logan County PSD 05-A Water Revenue	04/27/05	0.000%	923,245	742,216	2,353.03	2045	36/91	MBC - UNB		JK
Logan County PSD 05-A Water Reserve	04/27/05				18,687.48					
Logan County PSD 08-A Water Revenue	07/16/08	0.000%	1,700,000	1,501,298	3,679.32	2048	36/91	MBC - UNB		JK
Logan County PSD 08-A Water Reserve	07/16/08				20,242.19					
Logan County PSD 08-B Water Revenue	07/16/08	0.000%	1,900,000	1,667,088	4,086.38	2048	36/91	MBC - UNB		JK
Logan County PSD 08-B Water Reserve	07/16/08				23,711.51					
Logan County PSD 10-A Water Revenue	03/16/10	0.000%	800,000	752,624	1,753.92	2050	36/91	MBC - UNB		JK
Logan County PSD 10-A Water Reserve	03/16/10				4,913.52					
Logan County PSD 12-A Water Reserve	12/13/12				0.00					
Logan County PSD 13-A Water Revenue	02/07/13	0.000%	#3,800,000	3,038,250	0.00	2052	36/91	MBC - UNB		JK
Logan County PSD 13-A Water Reserve	02/07/13				0.00					JK
Logan County PSD 96-B Water Revenue	07/31/96	3.000%	1,780,000	1,048,510	13,589.81	2036	36/91	MBC - UNB		JK
Logan County PSD 96-B Water Reserve	07/31/96				86,598.83					
Logan County PSD 97-A Water Revenue	02/12/97	3.000%	1,000,000	724,255	6,677.10	2037	36/91	MBC - UNB		JK
Logan County PSD 97-A Water Reserve	02/12/97				43,066.59					
Logan County PSD 97-B Water Revenue	03/25/97	2.000%	1,075,000	725,343	6,064.60	2037	36/91	MBC - UNB		JK
Logan County PSD 97-B Water Reserve	03/25/97				39,769.70					
Logan County PSD 98-A Water Revenue	06/10/98	1.000%	815,000	536,621	2,105.37	2038	36/91	MBC - UNB		JK
Logan County PSD 98-A Water Reserve	06/10/98				25,190.73					
Logan County PSD 99-A Water Revenue	04/21/99	0.000%	5,050,000	3,656,188	12,309.97	2039	36/91	MBC - UNB		JK
Logan County PSD 99-A Water Reserve	04/21/99				147,728.16					
Logan County PSD 99-C Lot 2 Water Rev	06/17/99	0.000%	615,000	292,854	4,881.07	2019	36/91	MBC - UNB		JK
Logan County PSD 99-C Water Revenue	06/17/99	0.000%	2,590,000	1,670,950	5,579.69	2039	36/91	MBC - UNB		JK
Logan County PSD 99-C Water Reserve	06/17/99				125,411.64					
Logan County PSD 99-D Water Revenue	12/14/99	5.800%	330,000	144,068	18,823.83	2019	10/04	MBC - BBT		JK
Logan County PSD 99-D Water Reserve	12/14/99				29,126.81					
Lewis County EDA 03-A Water Revenue	08/27/03	0.000%	2,374,500	1,743,304	5,010.73	2043	36/91	MBC - UNB		S&J

ACCOUNT NAME	ISSUE DATE	INTEREST RATE	ORIGINAL ISSUE	OUTSTANDING (06/30/14)	ACCT - BAL (06/30/14)	LAST DEBT	DEBT MONTH	PAYING AGENT	BOND I	COUNSEL
Lewis County EDA 03-A Water Reserve	08/27/03				0.00					
Lewis County EDA 06-A Water Revenue	07/27/06	0.000%	4,422,000	3,675,410	9,576.54	2046	36/91	MBC - UNB		S&J
Lewis County EDA 06-A Water Reserve	07/27/06				0.00					
Lewis County EDA 99-A Water Revenue	06/10/99	0.000%	1,673,000	1,065,600	3,656.33	2039	36/91	MBC - UNB		S&J
Lewis County EDA 99-A Water Reserve	06/10/99		LTR/CREDIT		0.00					
Lewisburg 09-A Water Revenue	05/22/09	4.510%	1,000,000	828,189	12,866.58	2029	99/99	MBC-BBT:BH		S&J
Lewisburg 09-A Water Reserve	05/22/09				76,170.79					
Lewisburg 10-A Water Revenue	12/02/10	3.000%	#1,482,000	1,351,821	13,097.11	2032	36/91	MBC - UNB		S&J
Lewisburg 10-A Water Reserve	12/02/10				98,823.62					
Lewisburg 12-A Water Revenue	06/27/12	4.000%	486,000	451,711	5,990.10	2032	99/99	MBC-OVB:BH		S&J
Lewisburg 12-A Water Reserve	06/27/12				7,105.44					
Lewisburg 13-A Water Revenue	04/01/13	3.500%	3,500,000	3,377,891	20,507.22	2033	99/99	MBC-FNB:BH		S&J
Lewisburg 13-A Water Reserve	04/01/13				244,780.44					
Lewisburg Water Repair & Replacement	06/01/11				41,732.78					
Lincoln PSD 02-A Water Revenue	08/06/02	5.800%	580,429	509,717	17,043.69	2039	10/04	MBC - BNY		S&J
Lincoln PSD 02-A Water Reserve	08/06/02				38,468.94					
Lincoln PSD 02-B Water Revenue	08/06/02	5.800%	121,522	106,717	3,572.29	2039	10/04	MBC - BBT		S&J
Lincoln PSD 02-B Water Reserve	08/06/02				8,054.97					
Lincoln PSD 03-A Water Reserve	07/03/03				36,988.63					
Lincoln PSD 06-A Water Revenue	07/13/06	0.000%	550,242	446,839	2,460.74	2044	36/91	MBC - UNB		S&J
Lincoln PSD 06-A Water Reserve	07/13/06				15,140.21					S&J
Lincoln PSD 10-A Water Revenue	06/16/10	0.000%	2,200,000	2,057,140	4,839.65	2050	36/91	MBC - UNB		S&J
Lincoln PSD 10-A Water Reserve	06/16/10				57,233.50					
Lincoln PSD 98 Water Design Reserve	12/29/98				5,011.65					
Lincoln PSD Series 75 (11/77) Water Res	11/03/77				62,240.93					
Logan 08-A Sewer Revenue	06/27/08	0.000% - +0.5%AF	4,446,053	3,923,819	10,623.68	2048	36/91	MBC - DEP		S&J
Logan 08-A Sewer Reserve	06/27/08				116,061.20					
Logan 13-A Sewer Revenue	04/11/13	0.000% - +0.5%AF	400,000	400,000	946.75	2053	36/91	MBC - DEP		S&J

ACCOUNT NAME	ISSUE DATE	INTEREST RATE	ORIGINAL ISSUE	OUTSTANDING (06/30/14)	ACCT - BAL (06/30/14)	LAST DEBT	DEBT MONTH	PAYING AGENT	BOND I	BOND COUNSEL
Logan 13-A Sewer Reserve	04/11/13				10,328.25					
Logan 87-A Sewer Revenue	09/25/87	8.380%	623,087	424,133	23,362.31	2026	10/04	MBC - BNY		JK
Logan 87-A Sewer Reserve	09/25/87				54,798.61					
Logan 87-B Sewer Revenue	09/25/87	0.000%	152,833	52,287	3,022.00	2026	10/	MBC - BNY2		JK
Logan 87-B Sewer Reserve	09/25/87				4,025.98					
Logan 93-A Sewer Revenue	03/29/93	7.750%	2,284,839	1,785,885	71,361.26	2031	10/04	MBC - BNY		JK
Logan 93-A Sewer Reserve	03/29/93				187,288.39					
Logan 93-B Sewer Revenue	03/29/93	0.000%	76,161	35,151	1,467.40	2031	10/	MBC - BNY2		JK
Logan 93-B Sewer Reserve	03/29/93				1,953.71					
Logan 95 Sewer Revenue	08/31/95	6.750%	377,980	300,756	10,747.37	2033	10/04	MBC - BNY		JK
Logan 95 Sewer Reserve	08/31/95				27,844.56					JK
Lubeck PSD 05-A Sewer Revenue	09/27/05	0.000%	7,879,443	7,879,443	0.00	2039	36/91	MBC - UNB		JK
Lubeck PSD 05-A Sewer Reserve	09/27/05				41,104.80					
Lubeck PSD 05-B Sewer Revenue	09/27/05	0.000%	2,411,178	2,005,938	6,753.89	2039	36/91	MBC - UNB		JK
Lubeck PSD 05-B Sewer Reserve	09/27/05				86,541.09					
Lubeck PSD 10 Sewer BAN	02/25/10	0.000%	4,141,559	4,141,059	65.98	2015	03/06	MBC - UNB		JK
Lubeck PSD 10-A Sewer Revenue	02/25/10	0.000%	2,136,720	1,823,580	6,140.48	2039	36/91	MBC - UNB		JK
Lubeck PSD 10-A Sewer Reserve	02/25/10				73,684.55					JK
Lubeck PSD 12-A Sewer Revenue	06/22/12	0.000% - +0.5%AF	716,272	711,559	1,721.47	2052	36/91	MBC - DEP		JK
Lubeck PSD 12-A Sewer Reserve	06/22/12				18,854.62					
Lubeck PSD 99-A Sewer Revenue	03/09/99	0.000% - +1.0%AF	7,950,000	2,683,125	79,014.78	2021	36/91	MBC - DEP		JK
Lubeck PSD 99-A Sewer Reserve	03/09/99				399,978.15					
Lubeck PSD 99-B Sewer Revenue	03/09/99	0.000%	2,000,000	1,302,626	9,784.49	2039	36/91	MBC - UNB		JK
Lubeck PSD 99-B Sewer Reserve	03/09/99				61,748.57					
Lubeck PSD 05-A Water Revenue	06/17/05	3.000%	1,573,000	1,089,835	17,206.25	2026	36/91	MBC - UNB		JK
Lubeck PSD 05-A Water Reserve	06/17/05				80,470.80					
Lubeck PSD 05-B Water Reserve	06/17/05				82,392.16					
Lubeck PSD 05-C Water Reserve	06/17/05				18,801.92					

ACCOUNT NAME	ISSUE DATE	INTEREST RATE	ORIGINAL ISSUE	OUTSTANDING (06/30/14)	ACCT - BAL (06/30/14)	LAST DEBT	DEBT MONTH	PAYING AGENT	BOND I	COUNSEL
Lubeck PSD 10-A Water Reserve	05/14/10				22,551.58					
Lubeck PSD 11-A Water Reserve	02/11/11				8,994.98					
Lubeck PSD 11-B Water Revenue	11/30/11	3.000%	352,565	322,585	1,958.31	2032	36/91	MBC - UNB		JK
Lubeck PSD 11-B Water Reserve	11/30/11				5,487.55					JK
Lubeck PSD 90-A Water Revenue	04/02/90	7.850%	3,139,013	2,324,137	145,312.22	2029	10/04	MBC - BNY		BRD
Lubeck PSD 90-A Water Reserve	04/02/90				260,072.88					
Lubeck PSD 90-B Water Revenue	04/02/90	0.000%	146,487	60,097	5,586.71	2029	10/	MBC - BNY2		BRD
Lubeck PSD 90-B Water Reserve	04/02/90				6,422.21					
Lumberport 11-A Sewer Revenue	12/15/11	0.000%	1,755,150	1,584,747	5,677.14	2037	36/91	MBC - UNB		S&J
Lumberport 11-A Sewer Reserve	12/15/11				68,161.64					
Lumberport 02-A Water Reserve	07/10/02				28,493.58					
Marshall Cty PSD #3 12-A Water Revenue	11/08/12	1.000%	#3,550,022	3,407,433	10,061.17	2052	36/91	MBC - UNB		S&J
Marshall Cty PSD #3 12-A Water Reserve	11/08/12				3,707.17					
Marshall County Schools 07 GO	11/01/07	4.000% - 5.000%	27,900,000	16,910,000	508,723.13	2022	05/11	MBC - DTC		BRM
Marshall County Schools 07 GO Sur Col	11/01/07				1,703,418.74					
Marlinton 05-A Water & Sewer Revenue	10/19/05	0.000% - +0.5%AF	1,660,766	1,245,566	4,966.71	2036	36/91	MBC - DEP		S&J
Marlinton 05-A Water & Sewer Reserve	10/19/05				53,276.25					
Marlinton 08-A Water & Sewer Revenue	02/06/08	0.000%	2,187,000	1,922,330	4,645.26	2048	36/91	MBC - UNB		S&J
Marlinton 08-A Water & Sewer Reserve	02/06/08				26,942.14					
Marlinton 97-A Water & Sewer Revenue	01/30/97	0.000%	239,495	136,212	498.04	2037	36/91	MBC - UNB		S&J
Marlinton 97-A Water & Sewer Reserve	01/30/97				5,987.25					
Marlinton 97-B Water & Sewer Revenue	08/18/97	0.000%	555,450	323,426	1,376.89	2037	36/91	MBC - UNB		S&J
Marlinton 97-B Water & Sewer Reserve	08/18/97				14,097.78					
Marlinton 98-A Water & Sewer Revenue	11/20/98	0.000% - +1.0%AF	705,400	370,314	2,785.83	2030	36/91	MBC - BPH		S&J
Marlinton 98-A Water & Sewer Reserve	11/20/98				23,526.81					
Mannington PSD 10-A Water Reserve	05/25/10				9,663.74					
Malden PSD 09-A Sewer Revenue	08/26/09	0.000% - +.25%AF	2,639,983	2,309,233	8,197.82	2038	36/91	MBC - DEP		S&J
Malden PSD 09-A Sewer Reserve	08/26/09				95,254.55					

ACCOUNT NAME	ISSUE DATE	INTEREST RATE	ORIGINAL ISSUE	OUTSTANDING (06/30/14)	ACCT - BAL (06/30/14)	LAST DEBT	DEBT MONTH	PAYING AGENT	BOND I	COUNSEL
Malden PSD 09-C Sewer Reserve	08/26/09				113,581.02					
Malden PSD 78 Sewer Revenue	12/21/78	6.000% - 7.200%	7,040,000	2,195,000	365,683.13	2018	10/04	MBC - BNY		JK
Malden PSD 78 Sewer Reserve	12/21/78				540,761.06					
Marmet 09-A Sewer Revenue	06/18/09	0.000% - +.25%AF	1,688,771	1,477,673	28,772.67	2040	36/91	MBC - DEP		S&J
Marmet 09-A Sewer Reserve	06/18/09				23,954.40					
Marmet 90-A Sewer Revenue	01/03/90	7.850%	664,013	477,296	31,467.53	2028	10/04	MBC - BNY		H&P
Marmet 90-A Sewer Reserve	01/03/90				55,261.08					
Marmet 90-B Sewer Revenue	01/03/90	0.000%	30,987	12,232	693.05	2028	10/	MBC - BNY2		H&P
Marmet 90-B Sewer Reserve	01/03/90				1,473.87					
Marshall Cty PSD #4 07-A Water Reserve	09/26/07				75,990.65					
Marshall Cty PSD #4 07-B Water Revenue	09/26/07	0.000% - +1.%AF	#1,225,000	1,020,820	7,755.50	2039	36/91	MBC - BPH		S&J
Marshall Cty PSD #4 07-B Water Reserve	09/26/07				21,124.31					
Marshall Cty PSD #4 82 Water Dep	02/11/71				7,969.43					
Marshall Cty PSD #4 82 Water Res	02/11/71				69,245.38					
Marshall Cty PSD #4 89 Water Res	07/23/90				21,925.90					
Marshall Cty PSD #4 96-A Water Res	07/25/96				8,391.36					
Marshall Cty PSD #4 96-B Water Res	07/25/96				22,773.10					
Martinsburg 00-A Water & Sewer Revenue	09/27/00	2.000% - +1.0%AF	7,564,000	3,293,421	100,518.29	2022	36/91	MBC - BPH		BRM
Martinsburg 00-A Water & Sewer Reserve	09/27/00				459,847.75					
Martinsburg 00-B Water & Sewer Revenue	09/27/00	3.000%	3,000,000	1,378,541	40,088.73	2022	36/91	MBC - UNB		BRM
Martinsburg 00-B Water & Sewer Reserve	09/27/00				200,039.27					
Martinsburg 00-C Water & Sewer Revenue	09/27/00	5.800%	1,976,352	1,709,730	66,552.32	2039	10/04	MBC - BNY		BRM
Martinsburg 00-C Water & Sewer Reserve	09/27/00				128,951.71					
Martinsburg 11-A Water & Sewer Revenue	12/28/11	2.000% - 3.875%	8,830,000	8,230,000	391,821.89	2031	09/03	MBC - DTC		BRM
Martinsburg 11-A Water & Sewer Reserve	12/28/11				620,615.18					
Martinsburg 13-A Water & Sewer Revenue	10/01/13	0.500% - +0.5%AF	#34,644,714	10,299,711	0.00	2036	36/91	MBC - DEP		BRM
Martinsburg 13-A Water & Sewer Reserve	10/01/13				1,821,552.67					
Martinsburg 13-B Water & Sewer Revenue	10/01/13	1.000%	#18,863,102	-0-	0.00	2046	36/91	MBC - UNB		BRM



ACCOUNT NAME	ISSUE DATE	INTEREST RATE	ORIGINAL ISSUE	OUTSTANDING (06/30/14)	ACCT - BAL (06/30/14)	LAST DEBT	DEBT MONTH	PAYING AGENT	BOND I	BOND COUNSEL
Martinsburg 13-B Water & Sewer Reserve	10/01/13				0.00					
Marshall Cty Sewerage District 07-A Rev	11/02/07	0.000%	643,800	559,640	2,807.58	2047	36/91	MBC - UNB		S&J
Marshall Cty Sewerage District 07-A Res	11/02/07				8,711.38					
Marshall Cty Sewerage District 07-B Rev	11/02/07	0.000%	200,000	200,000	0.00	2038	36/91	MBC - UNB		S&J
Marshall Cty Sewerage District 07-B Res	11/02/07				0.00					
Marshall Cty Sewerage District 87-A Rev	03/18/87	8.380%	89,940	61,221	4,712.22	2026	10/04	MBC - BNY		S&J
Marshall Cty Sewerage District 87-A Res	03/18/87				7,929.65					
Marshall Cty Sewerage District 87-B Rev	03/18/87	0.000%	22,060	7,547	1,262.03	2026	10/	MBC - BNY2		S&J
Marshall Cty Sewerage District 87-B Res	03/18/87				1,099.95					
Marshall Cty Sewerage District 90-A Rev	11/26/90	8.100%	267,737	201,164	12,772.72	2029	10/04	MBC - BNY		S&J
Marshall Cty Sewerage District 90-A Res	11/26/90				22,876.28					
Marshall Cty Sewerage District 90-B Rev	11/26/90	0.000%	12,091	5,091	628.21	2029	10/	MBC - BNY2		S&J
Marshall Cty Sewerage District 90-B Res	11/26/90				413.65					
McMechen 86 Sewer Revenue	10/20/86	9.750%	731,000	525,618	47,384.51	2026	10/04	MBC - BNY		S&J
McMechen 86 Sewer Reserve	10/20/86				73,101.29					
Mason County PSD 08-A Sewer Revenue	10/28/08	0.000%	#500,000	439,086	1,070.30	2048	36/91	MBC - UNB		JK
Mason County PSD 08-A Sewer Reserve	10/28/08				6,207.10					
Mason County PSD 12-A Sewer Revenue	11/01/12	0.000% - +0.5%AF	#4,600,000	4,528,073	0.00	2052	36/91	MBC - DEP		JK
Mason County PSD 12-A Sewer Reserve	11/01/12				0.00					
Mason County PSD 00-A Water Revenue	06/28/00	2.000% - +1.0%AF	960,000	367,617	11,209.05	2021	36/91	MBC - BPH		JK
Mason County PSD 00-A Water Reserve	06/28/00				58,393.98					
Mason County PSD 01-A Water Reserve	03/16/01				20,665.47					
Mason County PSD 04-A Water Revenue	06/08/04	2.000% - +1.0%AF	602,000	353,185	7,177.59	2025	36/91	MBC - BPH		JK
Mason County PSD 04-A Water Reserve	06/08/04				36,597.95					
Mason County PSD 05-A Water Reserve	06/24/05				122,214.17					
Mason County PSD 05-B Water Reserve	06/24/05				9,032.79					
Mason County PSD 10-A Water Reserve	05/24/10				35,191.36					
Mason County PSD 10-B Water Reserve	06/04/10				59,536.57					

ACCOUNT NAME	ISSUE DATE	INTEREST RATE	ORIGINAL ISSUE	OUTSTANDING (06/30/14)	ACCT - BAL (06/30/14)	LAST DEBT	DEBT MONTH	PAYING AGENT	BOND I	COUNSEL
Mason County PSD 97-B Water Revenue	09/25/97	3.000%	818,000	593,278	6,275.43	2037	36/91	MBC - UNB		JK
Mason County PSD 97-B Water Reserve	09/25/97				35,557.03					
McDowell County PSD 01-A Water Reserve	02/23/01				8,003.69					
McDowell County PSD 06-A Water Reserve	07/27/06				11,755.17					S&J
McDowell County PSD 06-B Water Ref Rev	07/27/06	0.000%	300,000	249,344	648.70	2046	36/91	MBC - UNB		S&J
McDowell County PSD 06-B Water Ref Res	07/27/06				7,903.73					S&J
McDowell County PSD 07-A Water Reserve	09/19/07				6,734.74					S&J
McDowell County PSD 08-A Water Reserve	11/10/08				6,041.70					
McDowell County PSD 09-A Water Reserve	08/13/09				2,772.35					
McDowell County PSD 11-A Water Reserve	03/24/11				1,480.14					S&J
McDowell County PSD 11-B Water Reserve	06/23/11				2,761.44					S&J
McDowell County PSD 11-C Water Reserve	11/17/11				934.25					S&J
McDowell County PSD 93 Water Reserve	06/23/93				48,209.26					
McDowell County PSD 95 Water Reserve	09/26/95				27,542.75					
McDowell County PSD 97-A Water Reserve	10/15/97				30,303.02					
McDowell County PSD 99-A Water Reserve	06/21/99				13,887.23					
McDowell County PSD 99-B Water Reserve	08/11/99				33,320.70					
McDowell County PSD 99-C Water Reserve	08/11/99				6,888.63					
Marion County Schools 11 GO	03/02/11	2.000% - 4.000%	15,760,000	11,575,000	65,642.45	2021	05/11	MBC - DTC		S&J
Mingo County PSD 05-A Sewer Revenue	11/09/05	0.000%	2,552,180	2,071,575	16,539.69	2045	36/91	MBC - UNB		S&J
Mingo County PSD 05-A Sewer Reserve	11/09/05				49,204.87					S&J
Mingo County PSD 00-A Water Reserve	08/28/00				55,809.64					
Mingo County PSD 00-B Water Reserve	08/28/00				50,505.13					
Mingo County PSD 00-C Water Revenue	08/28/00	5.800%	2,853,436	2,486,484	139,071.76	2039	10/04	MBC - BNY		S&J
Mingo County PSD 00-C Water Reserve	08/28/00				177,658.17					
Mingo County PSD 00-D Water Revenue	08/28/00	5.800%	715,000	623,052	34,758.12	2039	10/04	MBC - BBT		S&J
Mingo County PSD 00-D Water Reserve	08/28/00				44,188.83					
Mingo County PSD 00-E Water Revenue	08/28/00	0.000%	8,916,818	6,141,374	108,367.15	2040	36/91	MBC - UNB		S&J

ACCOUNT NAME	ISSUE DATE	INTEREST RATE	ORIGINAL ISSUE	OUTSTANDING (06/30/14)	ACCT - BAL (06/30/14)	LAST DEBT	DEBT MONTH	PAYING AGENT	BOND I	COUNSEL
Mingo County PSD 00-E Water Reserve	08/28/00				221,852.07					
Mingo County PSD 01-A Water Revenue	03/09/01	0.000%	837,540	569,090	9,990.41	2040	36/91	MBC - UNB		S&J
Mingo County PSD 01-A Water Reserve	03/09/01				24,440.91					
Mingo County PSD 10-A Water Reserve	01/12/10				15,016.28					
Mingo County PSD 11-A Water Reserve	02/10/11				12,244.69					
Mingo County PSD 11-B Water Reserve	02/10/11				1,433.73					
Mingo County PSD 12-A Water Reserve	01/17/12				0.00					
Mingo County PSD 12-B Water Reserve	06/18/12				0.00					
Mill Creek 13-A Water Revenue	11/21/13	1.000%	#157,500	85,088	0.00	2053	36/91	MBC - UNB		S&J
Mill Creek 13-A Water Reserve	11/23/13				0.00					
Middlebourne 99-B Sewer Revenue	08/27/99	2.000% - +1.0%AF	375,000	133,616	6,205.83	2020	36/91	MBC - DEP		G&G
Middlebourne 99-B Sewer Reserve	08/27/99				22,849.90					
Milton 04-A Sewer Ref Revenue	12/29/04	0.000% - +0.5%AF	#6,351,371	5,064,492	31,533.17	2044	36/91	MBC - DEP		JK
Milton 04-A Sewer Ref Reserve	12/29/04				133,463.76					
Milton 04-B Sewer Ref Revenue	12/29/04	0.000%	1,571,903	1,253,413	7,146.41	2044	36/91	MBC - UNB		JK
Milton 04-B Sewer Ref Reserve	12/29/04				41,160.96					
Milton 07-A Water Ref Reserve	06/08/07				68,529.79					
Milton 08-A Water Revenue	07/30/08	0.000%	#2,893,000	2,422,043	6,263.77	2048	36/91	MBC - UNB		S&J
Milton 08-A Water Reserve	07/30/08				75,156.92					
Mineral Wells PSD 03-A Sewer Revenue	10/30/03	2.000% - +1.0%AF	415,000	238,384	5,015.14	2024	36/91	MBC - DEP		BRM
Mineral Wells PSD 03-A Sewer Reserve	10/30/03				25,252.02					
Mineral Wells PSD 10 Sewer Ref Revenue	01/07/10	4.700%	1,041,700	828,040	15,811.22	2025	99/99	MBC-BBT:BH		BRM
Mineral Wells PSD 10 Sewer Ref Reserve	01/07/10				94,457.21					
Mineral Wells PSD 12-A Sewer Reserve	04/13/12				3,822.00					
Mineral Wells PSD 13-A Sewer Reserve	07/17/13				0.00					
Mineral Wells PSD 85-B Sewer Revenue	12/02/85	0.000%	589,625	186,197	16,296.97	2025	10/	MBC - BNY2		BRD
Mineral Wells PSD 85-B Sewer Reserve	12/02/85				15,596.52					
Mineral Wells PSD 95 Sewer Revenue	04/06/95	3.000%	1,023,800	115,950	12,439.86	2016	36/91	MBC - DEP		BRM

ACCOUNT NAME	ISSUE DATE	INTEREST RATE	ORIGINAL ISSUE	OUTSTANDING (06/30/14)	ACCT - BAL (06/30/14)	LAST DEBT	DEBT MONTH	PAYING AGENT	BOND I	COUNSEL
Mineral Wells PSD 95 Sewer Reserve	04/06/95				68,268.04					
Mineral Wells PSD 04-A Water Revenue	06/17/04	0.000%	3,750,000	2,922,078	9,245.32	2024	36/91	MBC - UNB		BRM
Mineral Wells PSD 04-A Water Reserve	06/17/04				90,235.55					
Mineral Wells PSD 04-B Water Reserve	06/17/04				19,269.72					
Mineral Wells PSD 09-A Water Reserve	10/22/09				9,952.81					
Mineral Wells PSD 13 Water Reserve	06/21/13				0.00					
Midland PSD 86-B Sewer Revenue	09/29/86	8.380%	263,096	178,408	13,650.75	2026	10/04	MBC - BNY		S&J
Midland PSD 86-B Sewer Reserve	09/29/86				23,067.55					
Midland PSD 86-C Sewer Revenue	09/29/86	0.000%	260,975	86,992	6,182.81	2026	10/	MBC - BNY2		S&J
Midland PSD 86-C Sewer Reserve	09/29/86				6,763.65					
Monongalia County Schools 12 Ref GO	07/10/12	1.750% - 5.000%	42,615,000	39,520,000	1,441,972.84	2033	05/11	MBC - DTC		BRM
Monongalia County Schools 12 Ref GO Sur	07/10/12				319,621.32					
Moorefield/Hardy Cty 12-A Sewer Revenue	03/26/12	0.000% - +0.5%AF	#16,500,000	16,500,000	39,884.26	2052	36/91	MBC - DEP		S&J
Moorefield/Hardy Cty 12-A Sewer Reserve	03/26/12				3,642.40					
Monongah 98-A Sewer Revenue	10/29/98	0.000%	1,982,400	1,248,654	9,989.72	2038	36/91	MBC - UNB		S&J
Monongah 98-A Sewer Reserve	10/29/98				52,512.06					
Monongah 10-A Water Reserve	04/15/10				46,282.32					
Monongah 10-B Water Reserve	04/15/10				2,692.60					
Moorefield 09-A Sewer Revenue	03/03/09	0.000%	511,051	437,920	2,561.98	2042	36/91	MBC - UNB		JK
Moorefield 09-A Sewer Reserve	03/03/09				15,419.56					
Moorefield 87-A Sewer Revenue	11/20/87	8.380%	156,720	106,677	5,988.14	2026	10/04	MBC - BNY		JK
Moorefield 87-A Sewer Reserve	11/20/87				13,807.34					
Moorefield 87-B Sewer Revenue	11/20/87	0.000%	38,440	13,151	4,080.18	2026	10/	MBC - BNY2		JK
Moorefield 87-B Sewer Reserve	11/20/87				2,266.49					
Moorefield 99-A Sewer Revenue	03/17/99	0.000% - +1.0%AF	1,400,000	437,500	12,827.92	2020	36/91	MBC - DEP		S&J
Moorefield 99-A Sewer Reserve	03/17/99				70,905.67					
Moorefield 07-A Water Revenue	03/01/07	4.100% - 5.000%	3,155,000	2,875,000	63,736.27	2042	03/09	MBC - DTC		S&J
Moorefield 07-A Water Reserve	03/01/07				194,412.28					

ACCOUNT NAME	ISSUE DATE	INTEREST RATE	ORIGINAL ISSUE	OUTSTANDING (06/30/14)	ACCT - BAL (06/30/14)	LAST DEBT	DEBT MONTH	PAYING AGENT	BOND I	COUNSEL
Moorefield 87-A Water Revenue	11/20/87	8.380%	443,275	301,736	16,866.87	2026	10/04	MBC - BNY		JK
Moorefield 87-A Water Reserve	11/20/87				39,011.78					
Moorefield 87-B Water Revenue	11/20/87	0.000%	108,725	37,195	4,913.27	2026	10/	MBC - BNY2		JK
Moorefield 87-B Water Reserve	11/20/87				2,874.40					
Moorefield 92-A Water Revenue	05/28/92	7.750%	1,451,613	1,134,614	45,851.22	2031	10/04	MBC - BNY		S&J
Moorefield 92-A Water Reserve	05/28/92				118,993.17					
Moorefield 92-B Water Revenue	05/28/92	0.000%	48,387	22,333	1,640.26	2031	10/	MBC - BNY2		S&J
Moorefield 92-B Water Reserve	05/28/92				1,246.37					
Monumental PSD 06-A Water Reserve	02/24/06				29,941.22					S&J
Morgantown 12 Parking Ref Revenue	12/20/12	2.500%	3,534,000	2,994,428	37,783.22	2021	06/12	MBC-UB:BH		S&J
Morgantown 00-A Water & Sewer Revenue	02/29/00	0.000% - +0.5%AF	7,842,000	3,799,715	28,821.46	2026	36/91	MBC - DEP		S&J
Morgantown 00-A Water & Sewer Reserve	02/29/00		SURETY BD		0.00					
Morgantown 00-B Water & Sewer Revenue	02/29/00	0.000%	2,488,000	1,669,550	5,968.23	2039	36/91	MBC - UNB		S&J
Morgantown 00-B Water & Sewer Reserve	02/29/00		SURETY BD		0.00					
Morgantown 01-A Water & Sewer Revenue	02/08/01	3.000%	3,812,470	496,002	51,667.91	2015	36/91	MBC - UNB		S&J
Morgantown 01-A Water & Sewer Reserve	02/08/01		SURETY BD		1.91					
Morgantown 06-A Water & Sewer Revenue	06/30/06	2.000% - +1.0%AF	6,410,191	4,747,830	37,225.55	2028	36/91	MBC - DEP		S&J
Morgantown 06-A Water & Sewer Reserve	06/30/06		SURETY BD		0.00					
Morgantown 07-A Water & Sewer Revenue	08/14/07	2.000% - +1.0%AF	8,500,000	6,878,555	48,333.88	2029	36/91	MBC - DEP		S&J
Morgantown 07-A Water & Sewer Reserve	08/14/07		SURETY BD		0.00					
Morgantown 10-A Water & Sewer Revenue	01/28/10	5.000% - 6.375%	37,950,000	37,950,000	192,971.96	2040	06/12	MBC - DTC		S&J
Morgantown 10-A Water & Sewer Reserve	01/28/10		SURETY BD		0.00					
Morgantown 10-C Water & Sewer Revenue	01/28/10	2.000% - +1.0%AF	15,380,227	14,265,792	175,701.33	2032	36/91	MBC - DEP		S&J
Morgantown 10-C Water & Sewer Reserve	01/28/10				935,030.42					
Morgantown 10-D Water & Sewer Revenue	01/28/10	2.000%	#9,317,286	8,476,647	110,012.17	2032	36/91	MBC - BPH		S&J
Morgantown 10-D Water & Sewer Reserve	01/28/10				566,439.07					
Morgantown 10-E Water & Sewer Revenue	01/28/10	2.000%	100,000	92,754	1,018.87	2032	36/91	MBC - BPH		S&J
Morgantown 10-E Water & Sewer Reserve	01/28/10				6,088.46					

ACCOUNT NAME	ISSUE DATE	INTEREST RATE	ORIGINAL ISSUE	OUTSTANDING (06/30/14)	ACCT - BAL (06/30/14)	LAST DEBT	DEBT MONTH	PAYING AGENT	BOND I COUNSEL
Morgantown 10-F Water & Sewer Revenue	01/28/10	1.500% - 3.200%	7,250,000	5,285,000	601,656.47	2018	06/12	MBC - DTC	S&J
Morgantown 10-F Water & Sewer Reserve	01/28/10		SURETY BD		0.00				
Morgantown 12-A Water & Sewer Revenue	08/24/12	0.500% - +0.5%AF	570,000	565,594	1,827.84	2044	36/91	MBC - BPH	S&J
Morgantown 12-A Water & Sewer Reserve	08/24/12				682.46				
Morgantown 12-C Water & Sewer Revenue	10/05/12	1.500% - 4.000%	2,330,000	2,240,000	90,058.26	2032	10/04	MBC - DTC	S&J
Morgantown 12-C Water & Sewer Reserve	10/05/12				166,117.91				
Morgantown 13-A (Canyon PSD) W & S Rev	08/22/13	0.000%	4,605,260	4,473,680	29,770.83	2048	36/91	MBC - UNB	S&J
Morgantown 13-A (Canyon PSD) W & S Res	08/22/13				132,062.41				
Morgantown 95 Water & Sewer Revenue	04/27/95	2.000% - +1.0%AF	1,601,477	143,504	25,939.93	2015	36/91	MBC - DEP	S&J
Morgantown 95 Water & Sewer Reserve	04/27/95		SURETY BD		0.00				
Montgomery 09 Sewer Reserve	09/10/09				4,742.52				
Montgomery 87-A Sewer Revenue	10/27/87	8.380%	1,164,146	792,426	60,174.56	2026	10/04	MBC - BNY	H&P
Montgomery 87-A Sewer Reserve	10/27/87				102,381.48				
Montgomery 87-B Sewer Revenue	10/27/87	0.000%	285,539	97,684	21,285.44	2026	10/	MBC - BNY2	H&P
Montgomery 87-B Sewer Reserve	10/27/87				9,216.85				
Montgomery 93-A Sewer Revenue	01/19/93	7.750%	648,387	506,795	28,813.37	2031	10/04	MBC - BNY	H&P
Montgomery 93-A Sewer Reserve	01/19/93				53,186.46				
Montgomery 93-B Sewer Revenue	01/19/93	0.000%	21,613	9,975	730.63	2031	10/	MBC - BNY2	H&P
Montgomery 93-B Sewer Reserve	01/19/93				680.47				
Montgomery 96-A Sewer Revenue	05/02/96	2.000% - +1.0%AF	175,000	23,114	2,873.48	2016	36/91	MBC - DEP	H&P
Montgomery 96-A Sewer Reserve	05/02/96				10,546.47				
Moundsville 11-A Sewer Revenue	06/09/11	2.000% - +1.0%AF	3,678,601	3,489,162	27,143.42	2033	36/91	MBC - DEP	S&J
Moundsville 11-A Sewer Reserve	06/09/11				29,820.11				
Moundsville 87-A Sewer Revenue	11/18/87	8.380%	1,846,978	1,257,228	81,843.43	2026	10/04	MBC - BNY	S&J
Moundsville 87-A Sewer Reserve	11/18/87				162,432.35				
Moundsville 87-B Sewer Revenue	11/18/87	0.000%	453,022	154,981	11,487.60	2026	10/	MBC - BNY2	S&J
Moundsville 87-B Sewer Reserve	11/18/87				11,927.85				
Moundsville 05-A Water Reserve	12/21/05				169,390.00				

ACCOUNT NAME	ISSUE DATE	INTEREST RATE	ORIGINAL ISSUE	OUTSTANDING (06/30/14)	ACCT - BAL (06/30/14)	LAST DEBT	DEBT MONTH	PAYING AGENT	BOND I	BOND COUNSEL
Moundsville 05-B Water Revenue	12/21/05	5.200%	9,745,000	8,639,877	276,669.66	2035	10/04	MBC - BNY		S&J
Moundsville 05-B Water Reserve	12/21/05				434,468.16					
Mason County Schools 04 GO	06/01/04	3.00% - 5.000%	12,000,000	2,385,000	279,044.58	2016	06/12	MBC - DTC		BRM
Mason County Schools 04 Sur Col	06/01/04				1,077,501.84					
Mason 01-A Water & Sewer Revenue	05/10/01	2.000% - +1.0%AF	650,000	274,552	6,190.78	2021	36/91	MBC - BPH		S&J
Mason 01-A Water & Sewer Reserve	05/10/01				39,537.15					
Mason 07-A Water & Sewer Revenue	06/14/07	0.000%	1,719,000	1,473,414	3,723.47	2047	36/91	MBC - UNB		S&J
Mason 07-A Water & Sewer Reserve	06/14/07				46,862.17					
Mason 09-A Water & Sewer Revenue	09/02/09	0.000%	107,900	94,412	584.13	2040	36/91	MBC - DEP		S&J
Mason 09-A Water & Sewer Reserve	09/02/09				3,604.59					
Mason 64 & 66 Water & Sewer Rev Escrow	04/01/64				116.27					
Mason 96-A Water & Sewer Revenue	12/17/96	2.000% - +1.0%AF	130,000	24,806	1,625.66	2017	36/91	MBC - DEP		S&J
Mason 96-A Water & Sewer Reserve	12/17/96				7,902.87					
Mason 98-A Water & Sewer Revenue	06/04/98	0.000%	1,602,000	975,577	8,836.29	2038	36/91	MBC - UNB		S&J
Mason 98-A Water & Sewer Reserve	06/04/98				41,424.76					
Masontown 01-A Sewer Reserve	08/22/01				28,591.10					
Masontown 01-B Sewer Revenue	08/22/01	0.000%	1,500,000	1,065,764	13,035.91	2041	36/91	MBC - UNB		S&J
Masontown 01-B Sewer Reserve	08/22/01				39,511.79					
Masontown 07-A Sewer Reserve	04/20/07				7,296.27					
Masontown 12-A Sewer Revenue	03/27/12	3.000%	#528,000	515,950	12,285.35	2032	36/91	MBC - BBT		S&J
Masontown 12-A Sewer Reserve	03/27/12				745.46					
Masontown 07-A Water Revenue	03/12/07	0.500%	815,500	699,330	1,931.98	2047	36/91	MBC - UNB		S&J
Masontown 07-A Water Reserve	03/12/07				16,254.70					
Masontown 07-B Water Revenue	03/12/07	0.000% - +1.0%AF	635,500	508,396	2,034.04	2038	36/91	MBC - BPH		S&J
Masontown 07-B Water Reserve	03/12/07				14,848.23					
Masontown 11-A Water Revenue	12/22/11	0.000%	#760,987	713,153	1,648.12	2051	36/91	MBC - UNB		S&J
Masontown 11-A Water Reserve	12/22/11				19,776.27					
Mt Hope 02-A Water & Sewer Revenue	12/01/02	4.000% - 5.700%	1,285,000	480,000	40,029.33	2031	03/09	MBC - DTC		JK

ACCOUNT NAME	ISSUE DATE	INTEREST RATE	ORIGINAL ISSUE	OUTSTANDING (06/30/14)	ACCT - BAL (06/30/14)	LAST DEBT	DEBT MONTH	PAYING AGENT	BOND I	COUNSEL
Mt Hope 02-A Water & Sewer Reserve	12/01/02				120,330.64					
Mt Hope 07-A Water & Sewer Revenue	11/28/07	0.000% - +.5%AF	646,600	533,431	7,306.33	3039	36/91	MBC - DEP		JK
Mt Hope 07-A Water & Sewer Reserve	11/28/07				13,652.85					
Mt Hope 99-A Water & Sewer Revenue	05/20/99	0.000% - +1.0%AF	1,490,000	465,625	6,835.73	2020	36/91	MBC - DEP		JK
Mt Hope 99-A Water & Sewer Reserve	05/20/99				74,505.56					
Mountain Top PSD 09-A Water Ref Revenue	01/23/09	3.860%	270,000	92,027	3,329.62	2016	99/99	MBC - BBT:BH		S&J
Mountain Top PSD 09-A Water Ref Reserve	01/23/09				39,965.16					
Mountain Top PSD 09-B Water Revenue	01/23/09	0.000%	2,673,000	2,412,630	5,788.17	2049	36/91	MBC - UNB		S&J
Mountain Top PSD 09-B Water Reserve	01/23/09				26,638.91					
Mt Zion PSD 95-A Sewer Reserve	06/21/95				0.00					
Mt Zion PSD 95-B Sewer Reserve	06/21/95				0.00					
Mt Zion PSD 10-A Water Reserve	04/26/10				-0.45					
Mt Zion PSD 10-B Water Reserve	04/26/10				0.00					
Mt Zion PSD 84 Water Reserve	02/02/84				2,059.80					
Mt Zion PSD 98 Water Reserve	05/20/98				184.23					
Mullens 98-B Sewer Revenue	12/17/98	0.000%	2,586,300	2,434,164	12,577.10	2030	36/91	MBC - UNB		JK
Mullens 98-B Sewer Reserve	12/17/98				16,278.78					
New Creek PSD 87-A Sewer Revenue	08/17/87	8.380%	200,757	136,654	8,922.43	2026	10/04	MBC - BNY		S&J
New Creek PSD 87-A Sewer Reserve	08/17/87				17,680.05					
New Creek PSD 87-B Sewer Revenue	08/17/87	0.000%	49,243	16,847	2,945.77	2026	10/	MBC - BNY2		S&J
New Creek PSD 87-B Sewer Reserve	08/17/87				2,223.07					
New Creek Water 04-B Water Revenue	11/18/04	0.000%	1,095,000	865,980	4,902.23	2044	36/91	MBC - UNB		S&J
New Creek Water 04-B Water Reserve	11/18/04				23,793.53					
New Creek Water 04-C Water Revenue	11/18/04	3.000%	286,000	191,565	3,265.87	2026	36/91	MBC - UNB		S&J
New Creek Water 04-C Water Reserve	11/18/04				15,848.37					
Newburg 02 Sewer Reserve	05/03/02				6,060.50					
Newburg 08-A Water Revenue	08/05/08	0.000%	522,000	463,996	1,128.55	2048	36/91	MBC - UNB		S&J
Newburg 08-A Water Reserve	08/05/08				5,914.61					



ACCOUNT NAME	ISSUE DATE	INTEREST RATE	ORIGINAL ISSUE	OUTSTANDING (06/30/14)	ACCT - BAL (06/30/14)	LAST DEBT	DEBT MONTH	PAYING AGENT	BOND I	COUNSEL
Newburg 10-A Water Reserve	07/19/10				3,678.13					
New Cumberland 04-A Water & Sewer Rev	06/18/04	0.000%	238,600	182,369	1,126.71	2044	36/91	MBC - UNB		S&J
New Cumberland 04-A Water & Sewer Res	06/18/04				6,089.10					
New Cumberland 09-A Water & Sewer Rev	12/15/09	5.000%	764,000	668,409	35,154.47	2029	10/04	MBC - BBT		S&J
New Cumberland 09-A Water & Sewer Res	12/15/09				27,792.04	2029				
New Cumberland 94-A Water & Sewer Rev	10/27/94	6.750%	647,121	514,911	25,223.33	2033	10/04	MBC - BNY		S&J
New Cumberland 94-A Water & Sewer Res	10/27/94				47,671.57					
New Cumberland 94-B Water & Sewer Rev	10/27/94	0.000%	498,666	43,631	4,735.06	2016	36/91	MBC - DEP		S&J
New Cumberland 94-B Water & Sewer Res	10/27/94				27,378.81					
New Haven 10-A Sewer Ref Revenue	11/09/10	3.690%	370,000	226,181	4,264.28	2019	99/99	MBC-BBT:BH		S&J
New Haven 10-A Sewer Ref Reserve	11/09/10				19,726.84					
New Haven 10-B Sewer Ref Revenue	12/16/10	0.000%	3,277,500	3,031,683	9,795.08	2042	36/91	MBC - DEP		S&J
New Haven 10-B Sewer Ref Reserve	12/16/10				26,287.27					S&J
New Haven 82-B Sewer Sub Revenue	10/27/82	0.000%	89,500	14,513	2,448.24	2019	10/	MBC - BNY2		JK
New Haven 03-A & B Water Reserve	09/05/03				30,139.98					
Nettie Leivasy PSD 00 Water Revenue	08/29/00	5.800%	386,000	333,927	10,443.79	2039	10/04	MBC - BNY		S&J
Nettie Leivasy PSD 00 Water Reserve	08/29/00				25,184.75					
Nettie Leivasy PSD 11-A Water Revenue	03/02/11	0.000%	#2,000,000	1,648,139	4,330.98	2051	36/91	MBC - UNB		S&J
Nettie Leivasy PSD 11-A Water Reserve	03/02/11				9,526.61					
Nettie Leivasy PSD 11-B Water Revenue	03/02/11	0.000% - +1.0%AF	3,073,000	2,893,737	9,830.43	2042	36/91	MBC - BPH		S&J
Nettie Leivasy PSD 11-B Water Reserve	03/02/11				18,785.39					
Nettie Leivasy PSD 11-C Water Revenue	09/29/11	0.000%	1,000,000	973,856	2,179.08	2051	36/91	MBC - UNB		S&J
Nettie Leivasy PSD 11-C Water Reserve	09/29/11				26,156.28					
New Martinsville 97-A Water & Sewer Rev	03/13/97	0.000% - +1.0%AF	385,000	91,438	11,420.80	2019	36/91	MBC - DEP		JK
New Martinsville 97-A Water & Sewer Res	03/13/97				24,862.39					
New Martinsville 97-B Water & Sewer Rev	03/13/97	0.000%	6,720,000	4,023,158	72,274.04	2037	36/91	MBC - UNB		JK
New Martinsville 97-B Water & Sewer Res	03/13/97				227,152.69					
New Martinsville 97-C Water & Sewer Rev	03/13/97	1.000%	420,000	420,000	0.00	2037	36/91	MBC - UNB		JK

ACCOUNT NAME	ISSUE DATE	INTEREST RATE	ORIGINAL ISSUE	OUTSTANDING (06/30/14)	ACCT - BAL (06/30/14)	LAST DEBT	DEBT MONTH	PAYING AGENT	BOND I	COUNSEL
New Martinsville 97-C Water & Sewer Res	03/13/97				0.00					
New Haven PSD 00-A Water Revenue	03/02/00	0.000% - +1.0%AF	1,241,000	692,874	4,369.88	2031	36/91	MBC - BPH		S&J
New Haven PSD 00-A Water Reserve	03/02/00		LTR/CREDIT		0.00					
New Haven PSD 00-B Water Revenue	03/02/00	0.000%	9,004,675	5,945,366	20,821.56	2040	36/91	MBC - UNB		S&J
New Haven PSD 00-B Water Reserve	03/02/00		LTR/CREDIT		0.00					
New Haven PSD 00-C Water Revenue	09/21/00	AF+4.5%- 5.875%	1,605,000	1,375,000	22,999.14	2040	06/12	MBC - BNY		S&J
New Haven PSD 00-C Water Reserve	09/21/00		LTR/CREDIT		0.00					
New Haven PSD 00-D Water Revenue	09/21/00	0.000% - +1.0%AF	767,354	434,814	2,677.66	2031	36/91	MBC - BPH		S&J
New Haven PSD 00-D Water Reserve	09/21/00		LTR/CREDIT		0.00					
New Haven PSD 01-A Water Revenue	03/29/01	0.000%	995,325	682,660	2,300.18	2041	36/91	MBC - UNB		S&J
New Haven PSD 01-A Water Reserve	03/29/01		LTR/CREDIT		0.00					
New Haven PSD 01-B Water Revenue	03/29/01	0.000% - +1.0%AF	732,646	433,455	2,525.60	2032	36/91	MBC - BPH		S&J
New Haven PSD 01-B Water Reserve	03/29/01		LTR/CREDIT		0.00					
New Haven PSD 07-A Water Reserve	10/23/07		LTR/CREDIT		0.00					
New Haven PSD 09-A Water Revenue	01/16/09	0.000%	802,000	704,929	1,749.10	2048	36/91	MBC - UNB		S&J
New Haven PSD 09-A Water Reserve	01/16/09		LTR/CREDIT		0.00					
New Haven PSD 09-B Water Revenue	08/12/09	0.000%	#680,000	589,982	1,712.64	2049	36/91	MBC - UNB		S&J
New Haven PSD 09-B Water Reserve	08/12/09		LTR/CREDIT		0.00					
Norton-Harding-Jimtown PSD 06A Sewer Rev	10/12/06	0.000%	333,000	277,126	717.81	2046	36/91	MBC - UNB		S&J
Norton-Harding-Jimtown PSD 06A Sewer Res	10/12/06				5,719.47					
Norton-Harding-Jimtown PSD 13A Sewer Rev	05/06/13	2.000%	#1,000,000	822,121	0.00	2044	36/91	MBC - UNB		S&J
Norton-Harding-Jimtown PSD 13A Sewer Res	05/06/13				44,421.72					
Norton-Harding-Jimtown PSD 04A Water Rev	11/30/04	4.900%	117,237	56,687	7,916.47	2019	04/10	MBC - BBT		S&J
Norton-Harding-Jimtown PSD 04A Water Res	11/30/04				11,137.01					S&J
Norton-Harding-Jimtown PSD 04B Water Rev	11/30/04	5.500%	105,336	75,668	4,838.48	2026	04/10	MBC - BBT		S&J
Norton-Harding-Jimtown PSD 04B Water Res	11/30/04				8,303.26					S&J
Norton-Harding-Jimtown PSD 04C Water Rev	11/30/04	6.000%	798,427	743,950	22,197.62	2044	04/10	MBC - BBT		S&J
Norton-Harding-Jimtown PSD 04C Water Res	11/30/04				53,425.45					

ACCOUNT NAME	ISSUE DATE	INTEREST RATE	ORIGINAL ISSUE	OUTSTANDING (06/30/14)	ACCT - BAL (06/30/14)	LAST DEBT	DEBT MONTH	PAYING AGENT	BOND I	BOND COUNSEL
Norton-Harding-Jimtown PSD 07A Water Res	09/26/07				26,954.45					S&J
Norton-Harding-Jimtown PSD 99A Water Rev	02/23/99	0.000%	1,380,000	872,494	5,943.57	2038	36/91	MBC - UNB		S&J
Norton-Harding-Jimtown PSD 99A Water Res	02/23/99				35,621.66					
Nitro 00-A Sewer Revenue	06/28/00	0.000% - +0.5%AF	2,050,000	1,178,727	6,172.34	2031	36/91	MBC - DEP		VLF
Nitro 00-A Sewer Reserve	06/28/00				68,337.28					
Nitro 01-A Sewer Revenue	06/05/01	0.000% - +0.5%AF	543,800	317,200	1,763.48	2031	36/91	MBC - DEP		VLF
Nitro 01-A Sewer Reserve	06/05/01				18,129.53					
Nitro 09-A Sewer Revenue	11/12/09	0.000% - +1.0%AF	1,910,778	1,624,158	8,768.06	2031	36/91	MBC - DEP		VLF
Nitro 09-A Sewer Reserve	11/12/09				29,480.62					
Nitro 95-A Sewer Revenue	07/27/95	2.000% - +1.0%AF	373,000	44,344	3,854.58	2016	36/91	MBC - DEP		V&W
Nitro 95-A Sewer Reserve	07/27/95				22,676.49					
Nitro 96-A Sewer Revenue	12/10/96	2.000% - +1.0%AF	4,575,502	1,066,647	35,348.19	2018	36/91	MBC - DEP		V&W
Nitro 96-A Sewer Reserve	12/10/96				278,159.18					
Northern Jackson Cty PSD 10-A Sewer Rev	09/01/10	1.000%	550,000	526,148	1,442.52	2050	36/91	MBC - UNB		G&G
Northern Jackson Cty PSD 10-A Sewer Res	09/01/10				3,609.39					
Northern Jackson Cty PSD 05-A Water Rev	06/23/05	0.000%	2,035,472	1,638,951	8,872.38	2045	36/91	MBC - UNB		G&G
Northern Jackson Cty PSD 05-A Water Res	06/23/05				52,967.79					
Northern Jackson Cty PSD 05-B Water Res	06/23/05				40,139.91					
Northern Jackson Cty PSD 05-C Water Res	06/23/05				4,806.79					
Northern Jackson Cty PSD 12-A Water Rev	07/24/12	0.000%	#1,910,000	1,321,661	4,173.12	2052	36/91	MBC - UNB		G&G
Northern Jackson Cty PSD 12-A Water Res	07/24/12				1,664.58					
Northern Jackson Cty PSD 95 Water Res	12/15/95				6,932.13					
Northern Jackson Cty PSD 99 Water Res	06/24/99				30,744.79					
North Beckley PSD 03-A Sewer Revenue	09/29/03	0.000% - +0.5%AF	5,307,741	3,715,404	37,418.80	2035	36/91	MBC - DEP		BRM
North Beckley PSD 03-A Sewer Reserve	09/29/03				177,655.16					
North Beckley PSD 09-A Sewer Revenue	10/29/09	0.000% - +1.0%AF	4,544,324	4,052,014	27,756.66	2041	36/91	MBC - DEP		S&J
North Beckley PSD 09-A Sewer Reserve	10/29/09				152,079.98					
North Beckley PSD 99 Sewer Revenue	01/28/99	0.000% - +1.0%AF	8,090,898	2,427,264	60,141.39	2020	36/91	MBC - DEP		BRM

ACCOUNT NAME	ISSUE DATE	INTEREST RATE	ORIGINAL ISSUE	OUTSTANDING (06/30/14)	ACCT - BAL (06/30/14)	LAST DEBT	DEBT MONTH	PAYING AGENT	BOND COUNSEL
North Beckley PSD 99 Sewer Reserve	01/28/99				406,206.33				BRM
North Hills 04 Sewer Reserve	02/19/04				60,411.69				BRM
Nutter Fort 02 Sewer Revenue	06/04/02	0.000% - +0.5%AF	1,053,812	600,666	4,891.32	2028	36/91	MBC - DEP	S&J
Nutter Fort 02 Sewer Reserve	06/04/02				51,050.13				
Nutter Fort 03 Sewer Revenue	07/30/03	0.000%	328,000	190,240	5,329.11	2028	36/91	MBC - UNB	S&J
Nutter Fort 03 Sewer Reserve	07/30/03				15,607.33				
Nutter Fort 09-A Water Revenue	02/17/09	0.000%	1,815,000	1,626,424	3,900.03	2048	36/91	MBC - UNB	S&J
Nutter Fort 09-A Water Reserve	02/17/09				47,144.28				
Northern Wayne Cty PSD 01-A S Design Rev	01/30/01	0.000% - +0.5%AF	497,857	294,556	3,625.70	2032	36/91	MBC - DEP	S&J
Northern Wayne Cty PSD 01-A S Design Res	01/30/01				16,599.57				
Northern Wayne Cty PSD 02A Sewer Ref Rev	12/01/02	3.500% - 5.500%	1,860,000	1,310,000	69,963.57	2029	03/09	MBC - DTC	S&J
Northern Wayne Cty PSD 02A Sewer Ref Res	12/01/02				144,353.32				
Northern Wayne Cty PSD 05-A Sewer Rev	10/04/05	0.000% - +0.5%AF	4,536,000	3,402,000	33,065.38	2036	36/91	MBC - DEP	S&J
Northern Wayne Cty PSD 05-A Sewer Res	10/04/05				141,021.11				
Northern Wayne Cty PSD 89-A Sewer Rev	03/16/89	8.400%	2,354,914	1,783,788	105,130.70	2029	10/04	MBC - BNY	JK
Northern Wayne Cty PSD 89-A Sewer Res	03/16/89				206,742.81				
Northern Wayne Cty PSD 89-C Sewer Rev	03/16/89	0.000%	349,086	143,215	7,809.94	2029	10/	MBC - BNY2	JK
Northern Wayne Cty PSD 89-C Sewer Res	03/16/89				8,952.00				
Oak Hill 03 Stormwater Revenue	08/20/03	4.290%	1,035,000	356,110	8,505.97	2018	99/99	MBC-BBT:BH	BRM
Oak Hill 03 Stormwater Reserve	08/20/03				93,527.37				
Oak Hill 07 Stormwater Revenue	06/20/07	4.280%	1,050,000	642,443	8,808.94	2022	99/99	MBC-BBT:BH	BRM
Oak Hill 07 Stormwater Reserve	06/20/07				67,376.90				
Oak Hill 88-A Sewer Revenue	08/25/88	9.000%	1,764,285	1,325,938	76,627.22	2028	10/04	MBC - BNY	S&J
Oak Hill 88-A Sewer Reserve	08/25/88				164,528.28				
Oak Hill 88-B Sewer Revenue	08/25/88	0.000%	441,071	169,631	13,908.78	2028	10/	MBC - BNY2	S&J
Oak Hill 88-B Sewer Reserve	08/25/88				19,385.88				
Oak Hill 91-A Sewer Revenue	03/28/91	8.100%	1,817,920	1,365,886	73,304.74	2029	10/04	MBC - BNY	S&J
Oak Hill 91-A Sewer Reserve	03/28/91				155,325.30				

ACCOUNT NAME	ISSUE DATE	INTEREST RATE	ORIGINAL ISSUE	OUTSTANDING (06/30/14)	ACCT - BAL (06/30/14)	LAST DEBT	DEBT MONTH	PAYING AGENT	BOND I COUNSEL
Oak Hill 91-B Sewer Revenue	03/28/91	0.000%	82,080	34,560	2,232.28	2029	10/	MBC - BNY2	S&J
Oak Hill 91-B Sewer Reserve	03/28/91				3,701.61				
Oak Hill 96-A Sewer Revenue	08/20/96	2.000% - +1.0%AF	1,000,000	176,574	7,316.82	2017	36/91	MBC - DEP	S&J
Oak Hill 96-A Sewer Reserve	08/20/96				60,798.13				
Oakland PSD 12-A Water Revenue	05/24/12	0.000% - +1.0%AF	#3,014,455	2,805,007	9,640.32	2044	36/91	MBC - BPH	S&J
Oakland PSD 12-A Water Reserve	05/24/12				3,349.59				
Oakland PSD 95 Water Revenue	06/28/95	6.750%	579,740	461,296	21,881.76	2033	10/04	MBC - BNY	G&G
Oakland PSD 95 Water Reserve	06/28/95				42,701.24				
Oakvale Road PSD 02-A Water Revenue	06/04/02	0.000%	558,620	391,034	1,258.53	2042	36/91	MBC - UNB	S&J
Oakvale Road PSD 02-A Water Reserve	06/04/02		LTR/CREDIT		0.00				
Oakvale Road PSD 11-A Water Revenue	09/08/11	0.000%	3,400,000	3,332,893	7,577.61	2051	36/91	MBC - UNB	S&J
Oakvale Road PSD 11-A Water Reserve	09/08/11		LTR/CREDIT		0.00				
Oakvale Road PSD 96 Water Revenue	12/04/96	3.000%	12,700,000	8,989,366	58,057.43	2037	36/91	MBC - UNB	S&J
Oakvale Road PSD 96 Water Reserve	12/04/96		LTR/CREDIT		0.00				
Oakvale Road PSD 99-A Water Revenue	04/23/99	3.000%	#1,268,489	960,202	7,458.47	2039	36/91	MBC - UNB	S&J
Oakvale Road PSD 99-A Water Reserve	04/23/99		LTR/CREDIT		0.00				
Oakvale Road PSD 99-B Water Revenue	11/04/99	3.000%	731,511	557,523	7,605.50	2039	36/91	MBC - UNB	S&J
Oakvale Road PSD 99-B Water Reserve	11/04/99				31,597.14				
Oceana 00-A Sewer Revenue	06/16/00	0.000% - +0.5%AF	5,364,000	3,173,700	30,637.47	2032	36/91	MBC - DEP	S&J
Oceana 00-A Sewer Reserve	06/16/00				179,118.71				
Oceana 00-B Sewer Revenue	06/16/00	0.000%	7,273,500	4,944,056	30,336.41	2040	36/91	MBC - UNB	S&J
Oceana 00-B Sewer Reserve	06/16/00				190,495.04				
Oceana 92-A Sewer Revenue	11/18/92	7.750%	952,364	744,390	35,704.97	2031	10/04	MBC - BNY	G&G
Oceana 92-A Sewer Reserve	11/18/92				78,120.24				
Oceana 92-B Sewer Revenue	11/18/92	0.000%	31,746	14,652	675.02	2031	10/	MBC - BNY2	G&G
Oceana 92-B Sewer Reserve	11/18/92				818.43				
Oceana 96 Water Rev & Ref Revenue	09/20/96	6.250%	2,172,800	1,769,518	76,363.70	2035	10/04	MBC - BNY	G&G
Oceana 96 Water Rev & Ref Reserve	09/20/96				150,283.66				

ACCOUNT NAME	ISSUE DATE	INTEREST RATE	ORIGINAL ISSUE	OUTSTANDING (06/30/14)	ACCT - BAL (06/30/14)	LAST DEBT	DEBT MONTH	PAYING AGENT	BOND I	COUNSEL
Ohio County Develop 11-A Water Rev	02/28/11	3.000%	#1,600,000	1,237,851	31,608.31	2032	36/91	MBC - UNB		JK
Ohio County Develop 11-A Water Res	02/28/11				17,782.93					
Ohio County Schools 11 Ref GO	11/15/11		6,715,000	4,190,000	221,793.13	2018	06/12	MBC - DTC		S&J
Ohio County Schools 93 GO Escrow	06/01/93	5.100% - 7.000%	14,800,000	4,390,000	9,423,141.60	2018	06/12	WESBK-WHEEL		G&G
Ohio County PSD 13-A Sewer Revenue	05/16/13	2.000% - +1.0%AF	#1,605,000	1,214,623	8,875.73	2034	36/91	MBC - DEP		S&J
Ohio County PSD 13-A Sewer Reserve	05/16/13				813.04					S&J
Ohio County PSD 86-A Sewer Revenue	05/16/86	9.750%	100,320	69,311	4,994.73	2025	10/04	MBC - BNY		S&J
Ohio County PSD 86-A Sewer Reserve	05/16/86				10,057.26					
Ohio County PSD 86-B Sewer Revenue	05/16/86	0.000%	49,961	15,373	3,090.45	2025	10/	MBC - BNY2		S&J
Ohio County PSD 86-B Sewer Reserve	05/16/86				2,850.02					
Ohio County PSD 88-A Sewer Revenue	09/30/88	9.000%	694,925	522,267	35,642.32	2028	10/04	MBC - BNY		S&J
Ohio County PSD 88-A Sewer Reserve	09/30/88				64,850.91					
Ohio County PSD 88-B Sewer Revenue	09/30/88	0.000%	173,731	66,811	9,334.73	2028	10/	MBC - BNY2		S&J
Ohio County PSD 88-B Sewer Reserve	09/30/88				5,185.77					
Ohio County PSD 89-A Sewer Revenue	04/03/89	8.400%	1,013,841	767,959	36,770.50	2029	10/04	MBC - BNY		S&J
Ohio County PSD 89-A Sewer Reserve	04/03/89				89,006.58					
Ohio County PSD 89-B Sewer Revenue	04/03/89	0.000%	150,288	61,657	5,440.80	2029	10/	MBC - BNY2		S&J
Ohio County PSD 89-B Sewer Reserve	04/03/89				4,488.54					
Ohio County PSD 97-A Sewer Revenue	10/15/97	0.000%	1,081,000	637,513	4,739.06	2037	36/91	MBC - UNB		S&J
Ohio County PSD 97-A Sewer Reserve	10/15/97				35,661.82					
Ohio County PSD 02-A Water Revenue	05/30/02	3.000%	528,000	251,862	6,669.00	2022	36/91	MBC - UNB		S&J
Ohio County PSD 02-A Water Reserve	05/30/02				35,550.75					
Ohio County PSD 70-B & 81-C Water Res	03/10/81				202,677.43					
Ohio County PSD 92 A+B+C Water Reserve	05/16/86				78,701.72					
Paden City 11-A Sewer Reserve	02/03/11				29,119.99					
Paden City 87-A Sewer Revenue	04/28/87	8.380%	536,426	365,143	27,902.88	2026	10/04	MBC - BNY		S&J
Paden City 87-A Sewer Reserve	04/28/87				47,176.82					
Paden City 87-B Sewer Revenue	04/28/87	0.000%	131,574	45,013	5,146.81	2026	10/	MBC - BNY2		S&J

ACCOUNT NAME	ISSUE DATE	INTEREST RATE	ORIGINAL ISSUE	OUTSTANDING (06/30/14)	ACCT - BAL (06/30/14)	LAST DEBT	DEBT MONTH	PAYING AGENT	BOND I	COUNSEL
Paden City 87-B Sewer Reserve	04/28/87				4,134.53					
Paden City 01-A Water Reserve	04/26/01				80,543.80					
Paden City 82 Water Reserve	12/02/82				21,283.11					
Page-Kincaid PSD 09-A Sewer Reserve	06/11/09				9,349.29					
Page-Kincaid PSD 09-B Sewer Revenue	06/11/09	0.000%	470,000	427,272	1,016.91	2049	36/91	MBC - UNB		S&J
Page-Kincaid PSD 09-B Sewer Reserve	06/11/09				3,461.06					
Page-Kincaid PSD 13-A Sewer Reserve	06/13/13				0.00					
Page-Kincaid PSD 88-A Sewer Revenue	07/01/88	9.000%	112,000	84,173	5,487.78	2028	10/04	MBC - BNY		S&J
Page-Kincaid PSD 88-A Sewer Reserve	07/01/88				10,442.66					
Page-Kincaid PSD 88-B Sewer Revenue	07/01/88	0.000%	28,000	10,768	873.73	2028	10/	MBC - BNY2		S&J
Page-Kincaid PSD 88-B Sewer Reserve	07/01/88				1,352.30					
Parkersburg 03-A Parking Revenue	06/01/03	5.000%	670,000	265,000	10,155.46	2018	06/12	MBC - DTC		G&G
Parkersburg 03-A Parking Reserve	06/01/03				67,022.18					
Parkersburg 03-A Water & Sewer Revenue	03/04/03	3.000%	4,000,000	2,296,675	22,316.51	2024	36/91	MBC - UNB		S&J
Parkersburg 03-A Water & Sewer Reserve	03/04/03				266,731.08					
Parkersburg 03-B Water & Sewer Revenue	03/04/03	5.000%	3,250,000	1,980,266	142,931.65	2023	10/04	MBC - BNY		S&J
Parkersburg 03-B Water & Sewer Reserve	03/04/03				256,492.98					
Parkersburg 03-D Water & Sewer Revenue	08/04/03	3.000%	926,000	543,042	5,691.93	2024	36/91	MBC - UNB		S&J
Parkersburg 03-D Water & Sewer Reserve	08/04/03				61,743.52					
Parkersburg 03-E Water & Sewer Revenue	08/04/03	2.000% - +1.0%AF	4,326,705	2,485,354	23,861.63	2024	36/91	MBC - DEP		S&J
Parkersburg 03-E Water & Sewer Reserve	08/04/03				261,825.49					
Parkersburg 05-A Water & Sewer Revenue	08/01/05	3.000% - 5.000%	34,950,000	24,120,000	1,894,555.52	2025	08/02	MBC - DTC		S&J
Parkersburg 05-A Water & Sewer Reserve	08/15/05				2,623,642.32					
Parkersburg 06-C Water & Sewer Revenue	06/15/06	3.700% - 5.000%	17,425,000	10,160,000	1,201,491.63	2020	09/03	MBC - DTC		S&J
Parkersburg 06-C Water & Sewer Reserve	06/15/06				1,705,768.92					
Parkersburg 06-D Water & Sewer Ref Rev	12/14/06	0.000% - +0.5%AF	9,000,000	7,125,000	26,890.37	2038	36/91	MBC - DEP		S&J
Parkersburg 06-D Water & Sewer Ref Res	12/14/06				190,668.43					S&J
Parkersburg 06-E Water & Sewer Revenue	12/14/06	0.000% - +0.5%AF	4,175,342	3,337,245	13,064.24	2037	36/91	MBC - DEP		S&J

ACCOUNT NAME	ISSUE DATE	INTEREST RATE	ORIGINAL ISSUE	OUTSTANDING (06/30/14)	ACCT - BAL (06/30/14)	LAST DEBT	DEBT MONTH	PAYING AGENT	BOND I	COUNSEL
Parkersburg 06-E Water & Sewer Reserve	12/14/06				146,305.55					
Parkersburg 11-A Water & Sewer Revenue	03/16/11	2.000% - +1.0%AF	5,800,000	5,440,677	31,986.57	2032	36/91	MBC - BPH		S&J
Parkersburg 11-A Water & Sewer Reserve	03/16/11				55,835.86					
Parkersburg 12-A Water & Sewer Revenue	05/23/12	0.000% - +0.5%AF	5,731,700	5,516,762	25,091.10	2033	36/91	MBC - DEP		S&J
Parkersburg 12-A Water & Sewer Reserve	05/23/12				23,883.97					
Parsons 06-A Water & Sewer Revenue	08/22/06	0.000%	454,300	375,163	2,114.10	2046	36/91	MBC - UNB		S&J
Parsons 06-A Water & Sewer Reserve	08/22/06				8,177.80					
Parsons 07-A Water & Sewer Revenue	04/24/07	0.000%	1,109,250	790,332	8,917.86	2028	36/91	MBC - UNB		S&J
Parsons 07-A Water & Sewer Reserve	04/24/07				32,882.38					
Parsons 10-A Water & Sewer Revenue	05/04/10	0.000%	#1,150,000	1,054,757	2,525.27	2049	36/91	MBC - UNB		S&J
Parsons 10-A Water & Sewer Reserve	05/04/10				29,699.73					
Parsons 89-A Water & Sewer Revenue	11/22/89	8.400%	269,103	203,839	11,054.86	2029	10/04	MBC - BNY		S&J
Parsons 89-A Water & Sewer Reserve	11/22/89				23,639.49					
Parsons 89-B Water & Sewer Revenue	11/22/89	0.000%	39,891	16,366	1,979.95	2029	10/	MBC - BNY2		S&J
Parsons 89-B Water & Sewer Reserve	11/22/89				1,597.22					
Parsons 96 Water & Sewer Revenue	05/08/96	6.250%	457,500	371,917	14,545.77	2035	10/04	MBC - BNY		S&J
Parsons 96 Water & Sewer Reserve	05/08/96				31,606.89					
Paw Paw Rt 19 PSD 08-A Water Reserve	06/09/08				30,533.61					
Petersburg 03-A Sewer Revenue	07/15/03	0.000% - +0.5%AF	4,415,311	3,251,797	145.24	2041	36/91	MBC - DEP		S&J
Petersburg 03-A Sewer Reserve	07/15/03				116,357.49					
Petersburg 87-A Sewer Revenue	04/23/87	8.380%	650,306	442,659	19,578.42	2026	10/04	MBC - BNY		S&J
Petersburg 87-A Sewer Reserve	04/23/87				57,183.26					
Petersburg 87-B Sewer Revenue	04/23/87	0.000%	159,506	54,569	2,800.16	2026	10/	MBC - BNY2		S&J
Petersburg 87-B Sewer Reserve	04/23/87				4,198.66					
Petersburg 95 Sewer Revenue	03/02/95	3.000%	739,532	83,756	-30.27	2016	36/91	MBC - DEP		S&J
Petersburg 95 Sewer Reserve	03/02/95				49,308.41					
Petersburg 09-A Water Revenue	04/16/09	2.000% - +1.0%AF	2,700,000	2,301,771	20,237.09	2030	36/91	MBC - BPH		S&J
Petersburg 09-A Water Reserve	04/16/09				58,818.38					



ACCOUNT NAME	ISSUE DATE	INTEREST RATE	ORIGINAL ISSUE	OUTSTANDING (06/30/14)	ACCT - BAL (06/30/14)	LAST DEBT	DEBT MONTH	PAYING AGENT	BOND I	BOND COUNSEL
Petersburg 09-C Water Revenue	08/13/09	0.000%	2,500,000	2,208,324	6,943.58	2040	36/91	MBC - BPH		S&J
Petersburg 09-C Water Reserve	08/13/09				30,578.44					
Petersburg 96 Water Revenue	08/29/96	6.250%	492,590	400,443	12,972.40	2035	10/04	MBC - BNY		S&J
Petersburg 96 Water Reserve	08/29/96				33,983.70					
Pendleton Cty PSD 09-A Water Reserve	10/26/09				3,813.71					
Pea Ridge PSD 00 Sewer Sys Design Rev	03/07/00	2.000% - +1.0%AF	477,000	182,659	3,117.40	2021	36/91	MBC - DEP		S&J
Pea Ridge PSD 00 Sewer Sys Design Res	03/07/00				29,014.19					
Pea Ridge PSD 03-A Sewer Revenue	08/19/03	0.000% - +0.5%AF	12,429,500	8,597,057	51,039.38	2035	36/91	MBC - DEP		S&J
Pea Ridge PSD 03-A Sewer Reserve	08/19/03				390,642.40					
Pea Ridge PSD 03-B Sewer Revenue	08/19/03	5.000%	100,000	62,305	4,495.88	2023	10/04	MBC - BNY		S&J
Pea Ridge PSD 03-B Sewer Reserve	08/19/03				8,071.50					
Pea Ridge PSD 04-A Sewer Revenue	03/01/04	3.250% - 5.100%	2,620,000	1,110,000	49,646.25	2020	05/11	MBC - DTC		S&J
Pea Ridge PSD 04-A Sewer Reserve	03/01/04				240,079.19					
Pea Ridge PSD 07-A Sewer Revenue	08/28/07	0.000% - +0.5%AF	1,043,821	843,744	3,119.78	2038	36/91	MBC - DEP		S&J
Pea Ridge PSD 07-A Sewer Reserve	08/28/07				20,304.06					
Pennsboro 12-A Sewer Revenue	12/11/12	0.000%	#443,618	363,114	0.00	2052	36/91	MBC - DEP		S&J
Pennsboro 12-A Sewer Reserve	12/11/12				0.00					
Philippi 02 Sewer Revenue	11/12/02	0.000% - +0.5%AF	1,162,700	755,742	28,355.08	2033	36/91	MBC - DEP		S&J
Philippi 02 Sewer Reserve	11/12/02				39,106.53					
Philippi 13-A Sewer Ref Revenue	06/27/13	0.000% - +0.5%AF	#4,074,770	2,192,414	0.00	2053	36/91	MBC - DEP		S&J
Philippi 13-A Sewer Ref Reserve	06/27/13				0.00					
Philippi 09-B Water Reserve	04/16/09				125,414.92					
Philippi 11-A Water Reserve	06/09/11				39,130.95					
Philippi 11-B Water Revenue	06/09/11	0.000%	#2,074,000	1,946,160	5,761.02	2043	36/91	MBC - UNB		S&J
Philippi 11-B Water Reserve	06/09/11				69,091.61					
Philippi 11-C Water Revenue	06/09/11	0.000%	1,946,000	1,894,788	4,267.31	2051	36/91	MBC - UNB		S&J
Philippi 11-C Water Reserve	06/09/11				51,179.19					
Piedmont 01-A Water Reserve	03/15/01				29,752.02					

ACCOUNT NAME	ISSUE DATE	INTEREST RATE	ORIGINAL ISSUE	OUTSTANDING (06/30/14)	ACCT - BAL (06/30/14)	LAST DEBT	DEBT MONTH	PAYING AGENT	BOND I	COUNSEL
Piedmont 01-B Water Reserve	03/15/01				10,963.38					
Pineville 08-A Water Reserve	09/15/08				28,205.22					
Pleasants Cty Devel Auth 10A W Lease Rev	06/11/10	0.000%	3,000,000	2,650,000	16,674.07	2027	36/91	MBC - UNB		JK
Pleasants Cty Devel Auth 10A W Lease Res	06/11/10				200,047.42					
Pleasants Cty Devel Auth 10B W Lease Rev	06/11/10	4.000%	100,000	95,006	4,918.96	2027	04/10	MBC - BBT		JK
Pleasants Cty Devel Auth 10B W Lease Res	06/11/10				9,001.92					
Pleasants Cty Devel Auth 10C W Lease Rev	08/19/10	4.000%	900,000	855,053	45,300.62	2027	04/10	MBC - BBT		JK
Pleasants Cty Devel Auth 10C W Lease Res	08/19/10				80,979.93					
Pleasants Cty PSD 10-A Water Reserve	06/11/10				3,817.30					
Pleasants County Schools 11 GO	07/13/11	2.500% - 4.000%	18,050,000	15,250,000	302,328.95	2026	05/11	MBC - DTC		BRM
Pleasants County Schools 11 GO Sur Col	07/13/11				226,612.45					
Pleasant Hill PSD 04 Water Reserve	01/01/04				8,143.57					
Pleasant Hill PSD 12-A Water Reserve	06/28/12				0.00					
Pleasant Hill PSD 89 Water Reserve	10/02/89				13,914.91					
Pleasant Hill PSD 94 Water Reserve	09/09/94				7,671.79					
Poca 12-A Sewer Reserve	07/23/12				0.00					
Poca 87-A Sewer Revenue	03/12/87	8.380%	878,743	598,154	33,305.13	2026	10/04	MBC - BNY		S&J
Poca 87-A Sewer Reserve	03/12/87				77,281.80					
Poca 87-B Sewer Revenue	03/12/87	0.000%	215,535	73,735	4,325.96	2026	10/	MBC - BNY2		S&J
Poca 87-B Sewer Reserve	03/12/87				7,454.21					
Poca 90-A Sewer Revenue	02/23/90	7.850%	214,969	159,164	7,201.24	2029	10/04	MBC - BNY		S&J
Poca 90-A Sewer Reserve	02/23/90				17,825.44					
Poca 90-B Sewer Revenue	02/23/90	0.000%	10,031	4,115	195.92	2029	10/	MBC - BNY2		S&J
Poca 90-B Sewer Reserve	02/23/90				333.55					
Pocahontas Cty PSD 08-A Sewer Revenue	12/30/08	0.000%	2,022,009	1,733,541	5,301.43	2048	36/91	MBC - UNB		S&J
Pocahontas Cty PSD 08-A Sewer Reserve	12/30/08				64,103.91					
Pocahontas Cty PSD 11-A Water Revenue	02/24/11	0.000%	#296,250	278,240	614.86	2050	36/91	MBC - UNB		S&J
Pocahontas Cty PSD 11-A Water Reserve	02/24/11				1,784.27					

ACCOUNT NAME	ISSUE DATE	INTEREST RATE	ORIGINAL ISSUE	OUTSTANDING (06/30/14)	ACCT - BAL (06/30/14)	LAST DEBT	DEBT MONTH	PAYING AGENT	BOND I COUNSEL
Greater Paw Paw Sanitary Dist 87-A S Rev	04/07/87	8.380%	1,548,258	1,053,894	68,755.43	2026	10/04	MBC - BNY	S&J
Greater Paw Paw Sanitary Dist 87-A S Res	04/07/87				136,165.32				
Greater Paw Paw Sanitary Dist 87-B S Rev	04/07/87	0.000%	379,753	129,916	8,294.87	2026	10/	MBC - BNY2	S&J
Greater Paw Paw Sanitary Dist 87-B S Res	04/07/87				10,026.19				
Greater Paw Paw Sanitary Dist 92-A S Rev	04/22/92	7.750%	483,871	378,205	18,356.53	2031	10/04	MBC - BNY	S&J
Greater Paw Paw Sanitary Dist 92-A S Res	04/22/92				39,664.72				
Greater Paw Paw Sanitary Dist 92-B S Rev	04/22/92	0.000%	16,129	7,444	344.21	2031	10/	MBC - BNY2	S&J
Greater Paw Paw Sanitary Dist 92-B S Res	04/22/92				415.66				
Preston County Schools 11 GO	06/02/11	2.000% - 4.000%	39,600,000	33,620,000	1,058,671.12	2026	05/11	MBC - DTC	BRM
Preston County Schools 11 GO Sur Col	06/02/11				455,199.40				
Preston Cty PSD #4 (East) 97-A Water Rev	11/07/97	6.250%	290,000	237,446	9,270.55	2035	10/04	MBC - BNY	S&J
Preston Cty PSD #4 (East) 97-A Water Res	11/07/97				20,162.30				
Preston Cty PSD #4 10-A Water Rev	12/22/10	3.000%	1,030,000	901,560	5,723.84	2031	36/91	MBC - UNB	S&J
Preston Cty PSD #4 10-A Water Res	12/22/10				23,988.40				
Preston Cty PSD #4 12-A Water Rev	11/21/12	0.500% - +.50%AF	#3,903,853	3,667,198	12,992.81	2044	36/91	MBC - BPH	S&J
Preston Cty PSD #4 12-A Water Res	11/21/12				4,673.91				
Preston Cty PSD #4 13-A Water Rev	10/23/13	2.000%	#290,500	214,444	0.00	2045	36/91	MBC - UNB	S&J
Preston Cty PSD #4 13-A Water Res	10/23/13				0.00				
Prichard PSD 05-A Sewer Revenue	12/13/05	0.000%	817,354	667,773	1,779.73	2045	36/91	MBC - UNB	S&J
Prichard PSD 05-A Sewer Reserve	12/13/05				24,219.54				
Princeton 11 Sewer Refunding Revenue	03/03/11	0.000% - +0.5%AF	9,100,000	8,644,996	80,923.82	2042	36/91	MBC - DEP	G&G
Princeton 11 Sewer Refunding Reserve	03/03/11				53,091.93				G&G
Preston County PSD #1 07-A Water Revenue	07/12/07	0.000%	#1,391,300	1,192,530	3,020.93	2047	36/91	MBC - UNB	S&J
Preston County PSD #1 07-A Water Res	07/12/07				37,775.08				
Preston County PSD #1 07-B Water Revenue	07/12/07	0.000% - +1.0%AF	806,838	658,910	2,581.15	2038	36/91	MBC - BPH	S&J
Preston County PSD #1 07-B Water Res	07/12/07				26,920.02				
Preston County PSD #1 13-A Water Revenue	08/07/13	1.000%	#500,000	387,156	0.00	2053	36/91	MBC - UNB	S&J
Preston County PSD #1 13-A Water Reserve	08/07/13				15,583.83				

ACCOUNT NAME	ISSUE DATE	INTEREST RATE	ORIGINAL ISSUE	OUTSTANDING (06/30/14)	ACCT - BAL (06/30/14)	LAST DEBT	DEBT MONTH	PAYING AGENT	BOND I COUNSEL
Preston County PSD #1 95-A Water Res	09/19/95				35,603.66				
Preston County PSD #1 95-B Water Res	09/19/95				65,578.00				
Pt Pleasant 13-A Water & Sewer Revenue	06/27/13	2.000% - +1.0%AF	#3,713,058	3,221,274	0.00	2034	36/91	MBC - DEP	S&J
Pt Pleasant 13-A Water & Sewer Reserve	06/27/13				0.00				
Pt Pleasant 89-A Water & Sewer Revenue	06/27/89	8.400%	1,837,600	1,391,936	88,169.69	2029	10/04	MBC - BNY	S&J
Pt Pleasant 89-A Water & Sewer Reserve	06/27/89				161,324.93				
Pt Pleasant 89-B Water & Sewer Revenue	06/27/89	0.000%	272,400	111,754	10,505.89	2029	10/	MBC - BNY2	S&J
Pt Pleasant 89-B Water & Sewer Reserve	06/27/89				11,972.56				
Putnam Cty Building Comm 00-A Water Rev	01/27/00	4.350% - 6.375%*	6,610,000	5,665,000	72,680.67	2039	06/12	MBC - BNY	S&J
Putnam Cty Building Comm 00-B Water Rev	01/27/00	4.350% - 6.375%*	3,800,000	2,435,000	29,378.23	2039	06/12	MBC - BNY	S&J
Putnam Cty Building Comm 08-A Water Rev	07/23/08	0.000%	2,845,524	2,504,916	6,287.58	2047	36/91	MBC - UNB	S&J
Putnam Cty Building Comm 08-A Water Res	07/23/08				75,688.79				
Putnam County Schools 10 GO	03/24/10	3.000% - 4.000%	56,750,000	44,450,000	1,670,646.68	2025	05/11	MBC - DTC	G&G
Putnam County Schools 10 GO Sur Col	03/24/10				604,471.93				
Putnam Union PSD 97-A Water Revenue	03/07/97	6.250%	350,000	285,301	11,804.47	2035	10/04	MBC - BNY	JK
Putnam Union PSD 97-A Water Reserve	03/07/97				24,246.56				
Putnam PSD 02-B Sewer Revenue	03/07/02	2.000% - +1.0%AF	1,422,000	710,348	8,083.67	2023	36/91	MBC - DEP	S&J
Putnam PSD 02-B Sewer Reserve	03/07/02				86,449.62				
Putnam PSD 06-A Sewer Reserve	05/12/06				169,056.57				
Putnam PSD 06-B Sewer Reserve	05/12/06				70,442.32				
Putnam PSD 07-A Sewer Revenue	03/19/07	3.000%	#2,330,000	1,770,565	13,153.77	2028	36/91	MBC - UNB	S&J
Putnam PSD 07-A Sewer Reserve	03/19/07				94,773.99				
Putnam PSD 08-A Sewer Revenue	01/28/08	2.000% - +1.0%AF	3,680,000	2,892,756	21,191.71	2029	36/91	MBC - DEP	S&J
Putnam PSD 08-A Sewer Reserve	01/28/08				223,708.60				
Putnam PSD 08-B Sewer Revenue	06/06/08	0.000%	502,000	439,605	1,094.21	2047	36/91	MBC - UNB	S&J
Putnam PSD 08-B Sewer Reserve	06/06/08				6,359.15				
Putnam PSD 09-A Sewer Reserve	06/26/09				72,136.83				
Putnam PSD 09-C Sewer Revenue	10/29/09	0.000% - +1.0%AF	1,050,500	906,048	9,273.87	2031	36/91	MBC - DEP	S&J

ACCOUNT NAME	ISSUE DATE	INTEREST RATE	ORIGINAL ISSUE	OUTSTANDING (06/30/14)	ACCT - BAL (06/30/14)	LAST DEBT	DEBT MONTH	PAYING AGENT	BOND I COUNSEL
Putnam PSD 09-C Sewer Reserve	10/29/09				15,330.86				S&J
Putnam PSD 13-A Sewer Ref Revenue	07/11/13	2.000% - 5.000%	7,700,000	7,600,000	121,905.07	2042	04/10	MBC - DTC	S&J
Putnam PSD 13-A Sewer Ref Reserve	07/11/13				488,534.86				
Putnam PSD 13-B Sewer Reserve	06/27/13				0.00				
Putnam PSD 13-C Sewer Reserve	06/27/13				0.00				
Putnam PSD 13-D Sewer Reserve	06/27/13				0.00				
Putnam PSD 13-E Sewer Reserve	06/27/13				0.00				
Putnam PSD 13-F Sewer Reserve	06/27/13				0.00				
Putnam PSD 06-A Water Reserve	05/12/06				264,451.93				
Putnam PSD 08-A Water Revenue	01/28/08	5.000%	1,436,000	1,366,455	30,278.38	2047	10/04	MBC - BBT	S&J
Putnam PSD 08-A Water Reserve	01/28/08				84,395.73				
Putnam PSD 09-A Water Revenue	12/04/09	2.000%	627,000	534,522	3,222.33	2030	36/91	MBC - BPH	S&J
Putnam PSD 09-A Water Reserve	12/04/09				13,989.28				
Putnam PSD 09-B Water Revenue	12/04/09	2.000%	100,000	85,250	505.92	2030	36/91	MBC - BPH	S&J
Putnam PSD 09-B Water Reserve	12/04/09				2,180.37				
Putnam PSD 10-A Water Reserve	12/21/10				27,854.27				
Putnam PSD 10-B Water Reserve	12/21/10				22,951.20				
Putnam PSD 13-A Water Reserve	06/27/13				0.00				
Putnam PSD 13-B Water Reserve	06/27/13				0.00				
Putnam PSD 13-C Water Reserve	06/27/13				0.00				
Putnam PSD 99-A Water Revenue	06/16/99	5.800%	6,440,000	6,039,892	126,019.23	2038	10/04	MBC - BNY	S&J
Putnam PSD 99-A Water Reserve	06/16/99				390,656.15				
Putnam PSD 99-B Water Revenue	06/16/99	3.400% - 5.500%	5,425,000	3,880,000	186,669.18	2038	10/04	MBC - BNY	S&J
Putnam PSD 99-B Water Reserve	06/16/99				356,668.91				
Pleasant Valley PSD 95 Water Revenue	12/07/95	6.750%	476,000	379,157	7,593.39	2033	10/04	MBC - BNY	S&J
Pleasant Valley PSD 95 Water Reserve	12/07/95				35,097.24				
Paw Paw 12-A Sewer Revenue	08/24/12	0.000%	#500,000	481,283	1,076.98	2052	36/91	MBC - UNB	S&J
Paw Paw 12-A Sewer Reserve	08/24/12				12,988.06				

ACCOUNT NAME	ISSUE DATE	INTEREST RATE	ORIGINAL ISSUE	OUTSTANDING (06/30/14)	ACCT - BAL (06/30/14)	LAST DEBT	DEBT MONTH	PAYING AGENT	BOND I	COUNSEL
Ravenswood 06-A Sewer Reserve	06/19/06				113,919.23					
Ravenswood 06-B Sewer Reserve	06/19/06				56,314.99					
Ravenswood 12-A Sewer Reserve	06/07/12				12,179.27					
Ravenswood 06-A Water Revenue	04/25/06	3.000%	733,958	525,165	11,783.46	2027	36/91	MBC - UNB		S&J
Ravenswood 06-A Water Reserve	04/25/06				36,666.72					
Ravenswood 99 Water Ref Revenue	03/30/99	5.000%	485,000	145,000	40,716.61	2017	07/01	MBC-UB:BH		VLF
Reedy 83 Water Reserve	09/19/83				6,961.72					
Reedsville 01 Sewer Reserve	08/22/01				14,283.08					
Reedsville 12-A Sewer Revenue	03/15/12	0.000% - 0.5%AF	#1,770,000	1,727,894	4,159.85	2051	36/91	MBC - DEP		S&J
Reedsville 12-A Sewer Reserve	03/15/12				2,699.56					
Red Sulphur PSD 02-A Water & Sewer Res	07/11/02				46,330.57					
Red Sulphur PSD 03-A Water & Sewer Res	07/21/03				43,072.16					
Red Sulphur PSD 05-A Water & Sewer Rev	08/11/05	0.000%	4,150,000	3,407,947	18,249.52	2045	36/91	MBC - UNB		S&J
Red Sulphur PSD 05-A Water & Sewer Res	08/11/05				76,056.38					
Red Sulphur PSD 06-A Water & Sewer Res	11/06/06				31,938.80					
Red Sulphur PSD 06-B Water & Sewer Rev	11/06/06	0.000%	473,000	473,000	58,020.51	2046	36/91	MBC - UNB		S&J
Red Sulphur PSD 06-B Water & Sewer Res	11/06/06				15,770.97					
Red Sulphur PSD 11-A Water & Sewer Res	03/17/11				4,175.96					
Red Sulphur PSD 87-A Water & Sewer Rev	11/16/87	8.380%	738,647	502,793	33,060.04	2026	10/04	MBC - BNY		S&J
Red Sulphur PSD 87-A Water & Sewer Res	11/16/87				64,963.25					
Red Sulphur PSD 87-B Water & Sewer Rev	11/16/87	0.000%	181,173	61,980	3,979.19	2026	10/	MBC - BNY2		S&J
Red Sulphur PSD 87-B Water & Sewer Res	11/16/87				4,768.49					
Ridgeley 03-A Sewer Revenue	03/11/03	0.000% - +0.5%AF	665,979	443,979	2,338.76	2034	36/91	MBC - DEP		S&J
Ridgeley 03-A Sewer Reserve	03/11/03				22,183.74					
Ridgeley 88-A Sewer Revenue	08/04/88	9.000%	159,327	119,739	6,013.01	2028	10/04	MBC - BNY		S&J
Ridgeley 88-A Sewer Reserve	08/04/88				14,857.20					
Ridgeley 88-B Sewer Revenue	08/04/88	0.000%	39,832	15,328	768.03	2028	10/	MBC - BNY2		S&J
Ridgeley 88-B Sewer Reserve	08/04/88				1,034.15					

ACCOUNT NAME	ISSUE DATE	INTEREST RATE	ORIGINAL ISSUE	OUTSTANDING (06/30/14)	ACCT - BAL (06/30/14)	LAST DEBT	DEBT MONTH	PAYING AGENT	BOND I COUNSEL
Richwood 02 Water & Sewer Revenue	12/18/02	0.000% - +0.5%AF	682,314	432,130	4,818.75	2033	36/91	MBC - DEP	BRM
Richwood 02 Water & Sewer Reserve	12/18/02				24,874.16				
Richwood 09-A Water & Sewer Revenue	09/02/09	0.000%	1,308,155	1,189,995	2,812.93	2049	36/91	MBC - UNB	S&J
Richwood 09-A Water & Sewer Reserve	09/02/09				12,108.21				
Ripley 89-A Sewer Revenue	12/28/89	7.850%	487,262	350,245	23,032.29	2028	10/04	MBC - BNY	G&G
Ripley 89-A Sewer Reserve	12/28/89				40,551.66				
Ripley 89-B Sewer Revenue	12/28/89	0.000%	22,738	8,976	792.82	2028	10/	MBC - BNY2	G&G
Ripley 89-B Sewer Reserve	12/28/89				973.53				
Ripley 07-A Water Reserve	01/23/07				77,699.60				
Ripley 07-B Water Reserve	01/23/07				63,283.85				
Ripley 08 Water Refunding Revenue	10/08/08	4.250%	339,000	138,522	5,662.52	2017	99/99	MBC-MVB:BH	BRM
Rivesville 11-A Water Revenue	10/12/11	0.000%	#2,585,276	2,517,651	5,633.19	2051	36/91	MBC - UNB	S&J
Rivesville 11-A Water Reserve	10/12/11				7,323.32				
Rivesville 13-A Water Revenue	08/15/13	3.000%	#130,000	93,668	2,816.25	2037	14/71	MBC - BBT	S&J
Rivesville 13-A Water Reserve	08/15/13				4,580.48				
Rivesville 13-B Water Revenue	12/19/13	0.000%	#200,000	183,745	420.50	2053	36/91	MBC - UNB	S&J
Rivesville 13-B Water Reserve	12/19/13				167.72				
Raleigh County PSD 05-A Water Reserve	09/28/05				79,065.08				
Raleigh County PSD 05-B Water Reserve	09/28/05				5,493.51				
Ravenclyff-McGraws-Saulsville PSD 09A Res	02/02/09				21,715.52				
Ravenclyff-McGraws-Saulsville PSD 09B Rev	02/02/09	0.000%	1,586,000	1,421,216	3,709.04	2048	36/91	MBC - UNB	S&J
Ravenclyff-McGraws-Saulsville PSD 09B Res	02/02/09				16,838.12				
Ravenclyff-McGraws-Saulsville PSD 12A Res	03/19/12				397.21				
Ravenclyff-McGraws-Saulsville PSD 88 Res	12/01/88				20,978.03				
Ravenclyff-McGraws-Saulsville PSD 92 Res	11/05/92				3,600.33				
Ravenclyff-McGraws-Saulsville PSD 94 Res	11/01/94				15,985.54				
Ravenclyff-McGraws-Saulsville PSD 97 Res	08/20/97				56,249.43				
Roane County Schools 03 Ref GO	11/01/03	2.500% - 3.750%	2,900,000	300,000	103,072.72	2015	05/11	MBC - DTC	G&G

ACCOUNT NAME	ISSUE DATE	INTEREST RATE	ORIGINAL ISSUE	OUTSTANDING (06/30/14)	ACCT - BAL (06/30/14)	LAST DEBT	DEBT MONTH	PAYING AGENT	BOND I	COUNSEL
Roane County Schools 03 Ref GO Spec Surp	11/01/03				1.06					
Roane County Schools 03 Ref GO Sur Col	11/01/03				231,503.65					
Romney 01 Sewer Ref Revenue	09/13/01	4.800% - ADJUST	659,000	260,273	9,243.80	2019	99/99	MBC-SUMMIT CMB		BRM
Romney 01 Sewer Ref Reserve	09/13/01				54,605.80					
Romney 06-A Sewer Ref Revenue	08/08/06	0.000%	2,880,000	2,393,748	6,244.01	2046	36/91	MBC - UNB		S&J
Romney 06-A Sewer Ref Reserve	08/08/06				49,461.01					S&J
Romney 14-A Sewer Revenue	02/13/14	0.000% - +0.5%AF	#3,600,000	180,000	0.00	2047	36/91	MBC - DEP		S&J
Romney 14-C Sewer Revenue	02/13/14	0.000%	#2,203,768	20,500	0.00	2053	36/91	MBC - UNB		S&J
Romney 14-C Sewer Reserve	02/13/14				0.00					S&J
Romney 14-D Sewer Revenue	02/13/14	0.000%	#4,069,354	-0-	0.00	2053	36/91	MBC - UNB		S&J
Romney 14-D Sewer Reserve	02/13/14				0.00					S&J
Romney 82-B Sewer Revenue	07/28/82	0.000%	195,500	31,703	4,420.07	2019	10/	MBC - BNY2		S&J
Romney 94 Sewer Reserve	01/25/95				31,298.80					
Romney 12-A Water Reserve	03/16/12				3,169.82					
Romney 12-B Water Reserve	03/16/12				317.34					
Romney 97-B Water Revenue	08/25/97	0.000%	1,424,038	753,362	7,686.29	2037	36/91	MBC - UNB		S&J
Romney 97-B Water Reserve	08/25/97				36,784.70					
Ronceverte 08 Sewer Revenue	12/10/08	0.000%	#1,300,000	494,040	19,099.14	2020	99/99	MBC - PVB		BRM
Ronceverte 08 Sewer Reserve	12/10/08				142,999.70					BRM
Ronceverte 08-A Water Revenue	09/05/08	0.000% - +0.5%AF	2,000,000	1,716,661	6,424.25	2040	36/91	MBC - BPH		S&J
Ronceverte 08-A Water Reserve	09/05/08				28,900.91					
Rowlesburg 06-A Water Reserve	10/13/06				14,958.89					
Rowlesburg 11-A Water Revenue	07/22/11	0.000%	#525,000	493,784	1,129.86	2051	36/91	MBC - UNB		S&J
Rowlesburg 11-A Water Reserve	07/22/11				2,485.20					
River Road PSD 01 Water Revenue	10/25/01	2.000% - +1.0%AF	1,068,500	479,075	11,813.27	2022	36/91	MBC - BPH		S&J
River Road PSD 01 Water Reserve	10/25/01				64,992.67					
Salem 95-A Sewer Revenue	06/27/95	0.000% - +1.0%AF	3,150,000	354,375	26,945.93	2016	36/91	MBC - DEP		S&J
Salem 95-A Sewer Reserve	06/27/95				157,549.44					



ACCOUNT NAME	ISSUE DATE	INTEREST RATE	ORIGINAL ISSUE	OUTSTANDING (06/30/14)	ACCT - BAL (06/30/14)	LAST DEBT	DEBT MONTH	PAYING AGENT	BOND COUNSEL
Salem 95-B Sewer Reserve	06/27/95				110,185.42				
Salem 10-A Water Revenue	01/14/10	0.000%	#900,000	817,500	2,562.13	2041	36/91	MBC - BPH	S&J
Salem 10-A Water Reserve	01/14/10				8,505.54				
Salt Rock Sewer PSD 03-A Sewer Revenue	07/31/03	0.000% - +0.5%AF	2,050,000	1,534,186	11,762.95	2043	36/91	MBC - DEP	S&J
Salt Rock Sewer PSD 03-A Sewer Reserve	07/31/03				55,860.42				
Salt Rock Sewer PSD 03-B Sewer Revenue	07/31/03	5.000%	60,000	53,385	2,772.90	2042	10/04	MBC - BBT	S&J
Salt Rock Sewer PSD 03-B Sewer Reserve	07/31/03				3,557.61				
Salt Rock Sewer PSD 04 Sewer R&R	12/29/04				22,596.79				
Salt Rock Sewer PSD 04-A Sewer Revenue	12/29/04	0.000% - +0.5%AF	11,068,062	8,825,513	52,656.04	2044	36/91	MBC - DEP	S&J
Salt Rock Sewer PSD 04-A Sewer Reserve	12/29/04				289,367.81				
Salt Rock Sewer PSD 04-B Sewer Revenue	12/29/04	0.000%	7,500,000	5,980,392	27,859.86	2044	36/91	MBC - UNB	S&J
Salt Rock Sewer PSD 04-B Sewer Reserve	12/29/04				159,604.22				
Salt Rock Sewer PSD 87-A Sewer Revenue	04/15/87	8.380%	1,185,479	806,951	52,708.48	2026	10/04	MBC - BNY	S&J
Salt Rock Sewer PSD 87-A Sewer Reserve	04/15/87				104,249.71				
Salt Rock Sewer PSD 87-B Sewer Revenue	04/15/87	0.000%	290,771	99,474	5,740.31	2026	10/	MBC - BNY2	S&J
Salt Rock Sewer PSD 87-B Sewer Reserve	04/15/87				7,652.44				
Salt Rock Sewer PSD 90-A Sewer Revenue	03/02/90	7.850%	248,408	183,921	9,834.22	2029	10/04	MBC - BNY	S&J
Salt Rock Sewer PSD 90-A Sewer Reserve	03/02/90				20,581.57				
Salt Rock Sewer PSD 90-B Sewer Revenue	03/02/90	0.000%	11,592	4,756	223.85	2029	10/	MBC - BNY2	S&J
Salt Rock Sewer PSD 90-B Sewer Reserve	03/02/90				298.38				
Scotts Run PSD 03-A Sewer Revenue	11/25/03	0.000% - +0.5%AF	#8,111,813	6,243,939	20,619.57	2043	36/91	MBC - DEP	G&G
Scotts Run PSD 03-A Sewer Reserve	11/25/03				213,485.70				
Scotts Run PSD 09-A Sewer Revenue	12/18/09	0.000% - +.25%AF	1,688,394	1,566,998	3,890.58	2049	36/91	MBC - DEP	S&J
Scotts Run PSD 09-A Sewer Reserve	12/18/09				12,515.69				
Shepherdstown 10-A Sewer Revenue	11/22/10	0.000% - +0.5%AF	9,172,697	8,561,177	27,469.27	2042	36/91	MBC - DEP	BRM
Shepherdstown 10-A Sewer Reserve	11/22/10				89,493.12				
Shepherdstown 03 Water Depreciation	06/13/03				350,143.25				
Shepherdstown 03-A Water Revenue	06/13/03	0.000% - +1.0%AF	#699,459	454,641	5,420.34	2033	36/91	MBC - BPH	BRM

ACCOUNT NAME	ISSUE DATE	INTEREST RATE	ORIGINAL ISSUE	OUTSTANDING (06/30/14)	ACCT - BAL (06/30/14)	LAST DEBT	DEBT MONTH	PAYING AGENT	BOND I	COUNSEL
Shepherdstown 03-A Water Reserve	06/13/03				23,373.78					
Shepherdstown 03-B Water Revenue	06/13/03	2.000% - +1.0%AF	1,300,541	714,922	17,080.33	2024	36/91	MBC - BPH		BRM
Shepherdstown 03-B Water Reserve	06/13/03				79,065.80					
Shepherdstown 12 Water Revenue	07/19/12	1.000%	#4,000,000	3,745,183	11,502.93	2052	36/91	MBC - UNB		BRM
Shepherdstown 12 Water Reserve	07/19/12				9,398.47					
Shinnston 10-A Sewer Reserve	10/25/10				19,872.78					
Shinnston 90-A Sewer Revenue	03/29/90	7.850%	2,245,223	1,662,372	58,771.45	2029	10/04	MBC - BNY		S&J
Shinnston 90-A Sewer Reserve	03/29/90				186,012.90					
Shinnston 90-B Sewer Revenue	03/29/90	0.000%	104,777	42,985	1,792.02	2029	10/	MBC - BNY2		S&J
Shinnston 90-B Sewer Reserve	03/29/90				2,687.15					
Shinnston 05-A Water Reserve	11/17/05				152,872.24					
Short Line PSD 05-A Water Revenue	08/24/05	0.000%	1,274,183	1,032,671	2,778.18	2045	36/91	MBC - UNB		S&J
Short Line PSD 05-A Water Reserve	08/24/05				24,666.15					
Short Line PSD 10-A Water Revenue	04/06/10	0.000%	#600,000	549,828	1,285.77	2050	36/91	MBC - UNB		S&J
Short Line PSD 10-A Water Reserve	04/06/10				15,392.88					
Short Line PSD 90 Water Reserve	05/09/91				7,109.44					S&J
Shady Spring PSD 02-A Sewer Revenue	03/08/02	0.000% - +0.5%AF	2,419,905	1,552,767	7,232.54	2033	36/91	MBC - DEP		JTP
Shady Spring PSD 02-A Sewer Reserve	03/08/02				80,680.71					
Shady Spring PSD 05-A Sewer Revenue	12/13/05	0.000%	2,875,000	2,383,224	6,305.78	2045	36/91	MBC - UNB		JTP
Shady Spring PSD 05-A Sewer Reserve	12/13/05				49,828.06					JTP
Shady Spring PSD 05-B Sewer Revenue	12/19/05	0.000% - +0.5%AF	3,078,043	2,551,517	7,397.32	2045	36/91	MBC - DEP		JTP
Shady Spring PSD 05-B Sewer Reserve	12/19/05				81,020.95					
Shady Spring PSD 10 Sewer Revenue	10/12/10	0.000% - +0.5%AF	#2,422,826	2,241,107	7,240.20	2042	36/91	MBC - DEP		BRM
Shady Spring PSD 10 Sewer Reserve	10/12/10				18,851.92					
Shady Spring PSD 82-B Sewer Revenue	08/12/82	0.000%	795,515	132,586	16,618.34	2019	10/	MBC - BNY2		H&P
Shady Spring PSD 96-A Sewer Revenue	04/25/96	2.000% - +1.0%AF	151,800	20,253	965.60	2016	36/91	MBC - DEP		H&P
Shady Spring PSD 96-A Sewer Reserve	04/25/96				9,230.46					
Shady Spring PSD 97-C Sewer Revenue	06/24/97	0.000% - +1.0%AF	2,197,304	466,927	10,085.25	2018	36/91	MBC - DEP		H&P

ACCOUNT NAME	ISSUE DATE	INTEREST RATE	ORIGINAL ISSUE	OUTSTANDING (06/30/14)	ACCT - BAL (06/30/14)	LAST DEBT	DEBT MONTH	PAYING AGENT	BOND I	BOND COUNSEL
Shady Spring PSD 97-C Sewer Reserve	06/24/97				109,872.46					
Shady Spring PSD 97-D Sewer Ref Revenue	06/24/97	6.250%	3,056,955	2,496,735	81,060.18	2035	10/04	MBC - BNY		H&P
Shady Spring PSD 97-D Sewer Ref Reserve	06/24/97				211,904.17					H&P
Shady Spring PSD 98-A Sewer Revenue	11/25/98	0.000% - +1.0%AF	1,202,100	345,604	5,516.87	2020	36/91	MBC - DEP		JTP
Shady Spring PSD 98-A Sewer Reserve	11/25/98				60,118.42					
Shady Spring PSD 98-B Sewer Revenue	12/17/98	0.000% - +1.0%AF	839,000	199,263	3,849.79	2019	36/91	MBC - DEP		JTP
Shady Spring PSD 98-B Sewer Reserve	12/17/98				41,958.54					
Shady Spring PSD 99-A Sewer Revenue	03/18/99	0.000% - +1.0%AF	752,000	216,200	3,451.08	2020	36/91	MBC - DEP		JTP
Shady Spring PSD 99-A Sewer Reserve	03/18/99				37,608.25					
Shady Spring PSD 99-B Sewer Revenue	03/18/99	5.750%	165,000	137,398	4,112.80	2037	10/04	MBC - BBT		JTP
Shady Spring PSD 99-B Sewer Reserve	03/18/99				10,700.67					
Sissonville PSD 01 Sewer Ref Revenue	12/28/01	5.250% - 6.000%	1,440,000	950,000	81,967.72	2025	10/04	MBC - DTC		G&G
Sissonville PSD 01 Sewer Ref Reserve	12/28/01				57,919.11					
Sissonville PSD 03-A Sewer Revenue	06/17/03	2.000% - +1.0%AF	1,313,000	738,035	28,737.08	2024	36/91	MBC - DEP		G&G
Sissonville PSD 03-A Sewer Reserve	06/17/03				79,824.26					
Sistersville 13-A Sewer Revenue	02/27/13	0.000% - +0.5%AF	200,888	200,888	0.00	2052	36/91	MBC - DEP		S&J
Sistersville 13-A Sewer Reserve	02/27/13				0.00					
Sistersville 90-A Sewer Revenue	03/01/90	7.850%	1,057,749	378,452	63,315.23	2018	10/04	MBC - BNY		JK
Sistersville 90-A Sewer Reserve	03/01/90				94,426.32					
Sistersville 90-B Sewer Revenue	03/01/90	0.000%	49,361	8,814	1,805.64	2018	10/	MBC - BNY2		JK
Sistersville 90-B Sewer Reserve	03/01/90				1,795.86					
Sistersville 03 Water Ref Revenue	11/21/03	3.350% - 5.500%	910,000	415,000	13,779.02	2020	06/12	MBC - DTC		S&J
Sistersville 03 Water Ref Reserve	11/21/03				84,427.93					
Sistersville 10-A Water Reserve	02/26/10				5,650.10					
Southern Jackson Cty PSD 02 Sewer Rev	05/30/02	0.000%	2,888,924	2,109,675	19,262.51	2042	36/91	MBC - UNB		G&G
Southern Jackson Cty PSD 02 Sewer Res	05/30/02				76,675.28					
Southern Jackson Cty PSD 01 A&B W Res	12/21/01				43,794.72					
Southern Jackson Cty PSD 05 Water Res	09/23/05				41,478.64					

ACCOUNT NAME	ISSUE DATE	INTEREST RATE	ORIGINAL ISSUE	OUTSTANDING (06/30/14)	ACCT - BAL (06/30/14)	LAST DEBT	DEBT MONTH	PAYING AGENT	BOND I	COUNSEL
Southern Jackson Cty PSD 13 Water Rev	02/14/13	0.000% - +1.0%AF	#3,140,000	2,290,685	0.00	2044	36/91	MBC - BPH		JK
Southern Jackson Cty PSD 13 Water Res	02/14/13				0.00					
Southern Jackson Cty PSD 77 Water Res	03/13/78				27,698.00					
Southern Jackson Cty PSD 91 Water Res	03/18/91				9,612.85					
Southern Jackson Cty PSD 97 Water Res	02/27/97				29,462.60					
Southern Jackson Cty PSD 98-A Water Rev	05/22/98	0.000%	380,000	229,936	3,624.35	2038	36/91	MBC - UNB		JK
Southern Jackson Cty PSD 98-A Water Res	05/22/98				9,693.94					
Smithers 03-A Sewer Reserve	11/06/03				24,329.78					
Smithers 03-B Sewer Revenue	11/06/03	0.000%	800,000	611,765	2,446.17	2043	36/91	MBC - UNB		G&G
Smithers 03-B Sewer Reserve	11/06/03				18,476.75					
South Charleston 03-A Sewer Revenue	09/05/03	2.000% - +1.0%AF	4,567,360	2,678,352	59,208.98	2024	36/91	MBC - DEP		JK
South Charleston 03-A Sewer Reserve	09/05/03				283,464.47					
South Charleston 04-B Sewer Revenue	06/18/04	0.000% - +0.5%AF	1,072,997	686,317	42,878.76	2032	36/91	MBC - DEP		JK
South Charleston 04-B Sewer Reserve	06/18/04				38,713.45					
South Charleston 86-B Sewer Revenue	08/29/86	0.000%	378,985	116,611	16,436.63	2025	10/	MBC - BNY2		JK
South Charleston 86-B Sewer Reserve	08/29/86				9,729.67					
South Charleston 99-A Sewer Revenue	05/25/99	2.000% - +1.0%AF	605,854	199,571	9,962.81	2020	36/91	MBC - DEP		JK
South Charleston 99-A Sewer Reserve	05/25/99				36,871.28					
Sophia 07-A Sewer Revenue	10/23/07	3.000%	#767,031	607,732	11,634.08	2029	36/91	MBC - UNB		S&J
Sophia 07-A Sewer Reserve	10/23/07				49,107.90					&J
Sophia 95 Sewer Revenue	07/24/95	6.750%	156,705	124,689	6,121.85	2033	10/04	MBC - BNY		G&G
Sophia 95 Sewer Reserve	07/24/95				11,566.87					
Southwestern Water PSD 10-A W Reserve	03/12/10				60,514.95					
Southwestern Water PSD 10-B W Revenue	03/12/10	0.000% - +1.0%AF	6,100,000	5,540,826	19,351.74	2041	36/91	MBC - BPH		S&J
Southwestern Water PSD 10-B W Reserve	03/12/10				57,649.26					
Spencer 00 Sewer Reserve	08/24/00				17,946.44					
Spencer 09 Water Reserve	10/08/09				22,075.01					
Spencer 10 Water Reserve	05/05/10				9,620.28					

ACCOUNT NAME	ISSUE DATE	INTEREST RATE	ORIGINAL ISSUE	OUTSTANDING (06/30/14)	ACCT - BAL (06/30/14)	LAST DEBT	DEBT MONTH	PAYING AGENT	BOND I	COUNSEL
Spencer 12 Water Reserve	09/13/12				0.00					
Spencer 91 Taxable Water Reserve	12/09/91				21,517.24					
Spencer 93 Water Reserve	03/18/93				17,650.84					
Spencer 98 Water Reserve	06/05/98				48,759.41					
Spring Valley PSD 01-A Sewer Revenue	02/01/01	2.000% - +1.0%AF	820,500	357,249	18,102.10	2022	36/91	MBC - DEP		JK
Spring Valley PSD 01-A Sewer Reserve	02/01/01				49,929.27					
Spring Valley PSD 97-A Sewer Revenue	02/19/97	2.000% - +1.0%AF	74,329	13,003	1,625.72	2017	36/91	MBC - DEP		JK
Spring Valley PSD 97-A Sewer Reserve	02/19/97				4,481.36					
Scotts Run (New Hill) PSD 91-A Sewer Rev	12/20/91	7.750%	137,568	107,526	5,328.22	2031	10/04	MBC - BNY		BRM
Scotts Run (New Hill) PSD 91-A Sewer Res	12/20/91				11,306.35					
Scotts Run (New Hill) PSD 91-B Sewer Rev	12/20/91	0.000%	4,586	2,117	123.09	2031	10/	MBC - BNY2		BRM
Scotts Run (New Hill) PSD 91-B Sewer Res	12/20/91				138.74					
Salt Rock Water PSD 00-A Water Revenue	09/21/00	AF+4.5%- 5.875%	9,300,000	7,980,000	127,817.66	2040	06/12	MBC - BNY		S&J
Salt Rock Water PSD 00-A Water Reserve	09/21/00		LTR/CREDIT		0.00					
Salt Rock Water PSD 00-B Water Revenue	09/21/00	0.000%	3,000,000	2,019,219	6,944.78	2040	36/91	MBC - UNB		S&J
Salt Rock Water PSD 00-B Water Reserve	09/21/00		LTR/CREDIT		0.00					
Salt Rock Water PSD 08-A Water Revenue	12/19/08	0.000%	296,800	264,024	648.28	2048	36/91	MBC - UNB		S&J
Salt Rock Water PSD 08-A Water Reserve	12/19/08		LTR/CREDIT		1,785.42					
St Albans 00-B Water & Sewer Revenue	03/15/00	2.000% - +1.0%AF	16,281,000	7,299,789	179,793.49	2022	36/91	MBC - DEP		S&J
St Albans 00-B Water & Sewer Reserve	03/15/00				989,970.23					
St Albans 00-C Water & Sewer Revenue	03/15/00	5.800%	225,000	108,506	12,946.87	2020	10/04	MBC - BBT		S&J
St Albans 00-C Water & Sewer Reserve	03/15/00				19,322.27					
St Albans 08-A Water & Sewer Revenue	12/03/08	4.370%	2,735,000	2,202,258	34,371.11	2028	99/99	MBC-BBT:BH		S&J
St Albans 08-A Water & Sewer Reserve	12/03/08				205,331.55					
St Albans 10-A Water & Sewer Revenue	12/23/10	6.750% - 8.500%	8,270,000	8,175,000	257,200.13	2040	12/06	MBC - DTC		S&J
St Albans 10-A Water & Sewer Reserve	12/23/10				531,302.09					S&J
St Albans 14-A Water & Sewer Revenue	06/30/14	2.500% - 4.750%	2,200,000	2,200,000	0.00	2044	12/06	MBC - DTC		S&J
St Albans 14-A Water & Sewer Reserve	06/30/14				137,112.50					

ACCOUNT NAME	ISSUE DATE	INTEREST RATE	ORIGINAL ISSUE	OUTSTANDING (06/30/14)	ACCT - BAL (06/30/14)	LAST DEBT	DEBT MONTH	PAYING AGENT	BOND I	BOND COUNSEL
St Marys 06-A Water & Sewer Revenue	07/10/06	0.500%	1,581,250	1,230,142	4,964.65	2036	36/91	MBC - UNB		JK
St Marys 06-A Water & Sewer Reserve	07/10/06				40,489.83					
St Marys 08-A Water & Sewer Ref Reserve	11/05/08				87,229.06					
St Marys 08-B Water & Sewer Ref Reserve	11/05/08				20,541.08					
St Marys 09-A Water & Sewer Revenue	11/20/09	0.000% - +1.0%AF	3,057,992	2,637,517	27,585.01	2031	36/91	MBC - DEP		JK
St Marys 09-A Water & Sewer Reserve	11/20/09				44,626.01					JK
St Marys 12-A Water & Sewer Revenue	01/05/12	0.000% - +0.5%AF	#3,536,500	3,323,518	10,566.37	2043	36/91	MBC - DEP		JK
St Marys 12-A Water & Sewer Reserve	01/05/12				9,824.50					
St Marys 12-B Water & Sewer Revenue	01/05/12	2.000% - +0.5%AF	#4,203,500	4,010,442	27,348.14	2033	36/91	MBC - BPH		JK
St Marys 12-B Water & Sewer Reserve	01/05/12				21,295.25					
St Marys 96-B Water & Sewer Revenue	11/13/96	2.000% - +1.0%AF	128,000	24,424	2,059.26	2017	36/91	MBC - DEP		JK
St Marys 96-B Water & Sewer Reserve	11/13/96				7,783.54					
St Marys 98-A Water & Sewer Revenue	06/18/98	5.750%	554,000	201,000	35,081.14	2018	10/04	MBC - BBT		JK
St Marys 98-A Water & Sewer Reserve	06/18/98				47,764.42					
Stonewood 09-A Water Reserve	04/24/09				13,270.92					
Stonewood 09-B Water Reserve	04/24/09				12,639.09					
Stonewood 14-A Water Revenue	03/20/14	0.000% - +1.0%AF	#2,250,000	404,386	0.00	2045	36/91	MBC - BPH		S&J
Stonewood 14-A Water Reserve	03/20/14				0.00					
Sugar Creek PSD 10-A Water Revenue	01/07/10	0.000%	312,500	278,635	1,600.89	2041	36/91	MBC - BPH		S&J
Sugar Creek PSD 10-A Water Reserve	01/07/10				3,563.04					
Sugar Creek PSD 11-A Water Revenue	10/06/11	0.000%	#1,100,000	1,045,935	2,396.22	2051	36/91	MBC - UNB		S&J
Sugar Creek PSD 11-A Water Reserve	10/06/11				28,783.91					
Summersville 02-A Water & Sewer Revenue	12/18/02	0.000%	4,661,505	3,496,129	26,344.89	2042	36/91	MBC - UNB		S&J
Summersville 02-A Water & Sewer Reserve	12/18/02				121,881.87					
Summersville 02-B Water & Sewer Revenue	12/18/02	0.000% - +1.0%AF	2,388,495	1,632,138	19,706.67	2034	36/91	MBC - BPH		S&J
Summersville 02-B Water & Sewer Reserve	12/18/02				79,105.63					
Summersville 07-A Water & Sewer Revenue	05/15/07	0.000%	8,682,265	7,131,845	25,840.24	2037	36/91	MBC - UNB		BRM
Summersville 07-A Water & Sewer Reserve	05/15/07				157,718.47					

ACCOUNT NAME	ISSUE DATE	INTEREST RATE	ORIGINAL ISSUE	OUTSTANDING (06/30/14)	ACCT - BAL (06/30/14)	LAST DEBT	DEBT MONTH	PAYING AGENT	BOND I	BOND COUNSEL
Summersville 07-B Water & Sewer Revenue	05/15/07	0.000% - +0.5%AF	#2,000,000	1,629,620	6,593.17	2036	36/91	MBC - DEP		BRM
Summersville 07-B Water & Sewer Reserve	05/15/07				37,678.49					
Summersville 09-A Water & Sewer Reserve	11/12/09				28,714.66					
Summersville 09-B Water & Sewer Reserve	11/12/09				1,426.20					
Summersville 12-A Water & Sewer Revenue	04/02/12	1.000%	1,128,609	1,081,888	2,869.87	2052	36/91	MBC - UNB		S&J
Summersville 12-A Water & Sewer Reserve	04/02/12				7,178.27					
Summersville 90-A Water & Sewer Revenue	04/06/90	7.850%	281,848	208,681	12,992.95	2029	10/04	MBC - BNY		V&W
Summersville 90-A Water & Sewer Reserve	04/06/90				23,363.30					
Summersville 90-B Water & Sewer Revenue	04/06/90	0.000%	13,152	5,396	598.76	2029	10/	MBC - BNY2		V&W
Summersville 90-B Water & Sewer Reserve	04/06/90				349.39					
Summersville 91-A Water & Sewer Revenue	08/13/91	8.100%	790,057	593,605	37,161.23	2029	10/04	MBC - BNY		V&W
Summersville 91-A Water & Sewer Reserve	08/13/91				67,508.11					
Summersville 91-B Water & Sewer Revenue	08/13/91	0.000%	35,671	15,019	1,276.40	2029	10/	MBC - BNY2		V&W
Summersville 91-B Water & Sewer Reserve	08/13/91				940.55					
Summersville 98-A Water & Sewer Revenue	01/06/98	0.000%	639,000	385,038	5,838.52	2037	36/91	MBC - UNB		V&W
Summersville 98-A Water & Sewer Reserve	01/06/98				16,386.31					
Sun Valley PSD 01-A Sewer Ref Revenue	10/18/01	0.000%	1,073,405	715,596	4,255.48	2038	36/91	MBC - UNB		S&J
Sun Valley PSD 01-A Sewer Ref Reserve	10/18/01				29,227.43					
Sun Valley PSD 10-A Sewer Reserve	07/13/10				10,251.65					
Sun Valley PSD 10-B Sewer Revenue	07/13/10	0.000%	3,200,000	3,011,761	6,978.71	2050	36/91	MBC - UNB		JK
Sun Valley PSD 10-B Sewer Reserve	07/13/10				20,385.20					
Sun Valley PSD 97-A Sewer Revenue	04/10/97	0.000%	853,000	504,045	2,000.33	2037	36/91	MBC - UNB		S&J
Sun Valley PSD 97-A Sewer Reserve	04/10/97				22,164.42					
Sun Valley PSD 10-A Water Reserve	01/14/10				28,192.20					
Sun Valley PSD 10-B Water Revenue	01/14/10	0.000%	300,000	270,000	832.91	2041	36/91	MBC - BPH		BRM
Sun Valley PSD 10-B Water Reserve	01/14/10				2,584.69					
Taylor County Schools 03 GO Sur Col	08/01/03				0.00					
Taylor County Schools 12 Ref GO	09/25/12	3.000%	6,130,000	4,505,000	99,942.34	2019	05/11	MBC - DTC		S&J

ACCOUNT NAME	ISSUE DATE	INTEREST RATE	ORIGINAL ISSUE	OUTSTANDING (06/30/14)	ACCT - BAL (06/30/14)	LAST DEBT	DEBT MONTH	PAYING AGENT	BOND I	COUNSEL
Taylor County Schools 12 Ref GO Sur Col	09/25/12				251,271.11					
Taylor County Schools 12 Ref Spec Surp	09/25/12				42.56					
Taylor Cty PSD 04-A Water Revenue	12/10/04	0.000%	1,310,000	1,036,013	5,855.13	2044	36/91	MBC - UNB		S&J
Taylor Cty PSD 04-A Water Reserve	12/10/04				28,472.33					
Taylor Cty PSD 04-B Water Revenue	12/10/04	0.000%	378,397	277,491	2,157.32	2036	36/91	MBC - UNB		S&J
Taylor Cty PSD 04-B Water Reserve	12/10/04				10,486.07					
Taylor Cty PSD 05-A Water Ref Reserve	05/16/05				100,995.78					
Taylor Cty PSD 07-A Water Reserve	05/24/07				29,724.07					
Terra Alta 97-A Sewer Sys Design Revenue	10/07/97	2.000% - +1.0%AF	400,000	98,833	4,426.89	2018	36/91	MBC - DEP		S&J
Terra Alta 97-A Sewer Sys Design Reserve	10/07/97				24,348.58					
Terra Alta 99-A Sewer Revenue	07/22/99	0.000% - +1.0%AF	200,000	67,500	1,102.12	2021	36/91	MBC - DEP		S&J
Terra Alta 99-A Sewer Reserve	07/22/99				10,037.66					
Terra Alta 99-B Sewer Revenue	07/22/99	0.000%	4,780,000	3,103,894	12,819.94	2039	36/91	MBC - UNB		S&J
Terra Alta 99-B Sewer Reserve	07/22/99				128,168.29					
Terra Alta 10-A Water Revenue	02/16/10	0.000%	823,639	759,451	1,783.57	2049	36/91	MBC - UNB		S&J
Terra Alta 10-A Water Reserve	02/16/10				6,601.89					
Terra Alta 98-A Water Revenue	03/30/98	0.000%	520,000	311,338	1,559.72	2037	36/91	MBC - UNB		S&J
Terra Alta 98-A Water Reserve	03/30/98				16,173.77					
Tennerton PSD 01-A Sewer Reserve	09/13/01				30,564.02					
Tennerton PSD 08-A Sewer Reserve	04/17/08				31,096.60					
Tennerton PSD 86-B Sewer Revenue	03/12/86	0.000%	169,883	53,647	5,797.71	2025	10/	MBC - BNY2		VWL
Tennerton PSD 86-B Sewer Reserve	03/12/86				9,248.27					
Tennerton PSD 97-A Sewer Revenue	09/18/97	2.000% - +1.0%AF	585,627	136,522	5,146.10	2018	36/91	MBC - DEP		S&J
Tennerton PSD 97-A Sewer Reserve	09/18/97				35,649.38					
Thomas 97-A Sewer Revenue	12/17/97	0.000%	1,500,000	704,319	3,912.27	2029	36/91	MBC - DEP		S&J
Thomas 97-A Sewer Reserve	12/17/97				42,476.70					
Thomas 88 Water Depreciation	04/07/88				56,204.02					
Thomas 88 Water Reserve	04/07/88				5,266.07					S&J



ACCOUNT NAME	ISSUE DATE	INTEREST RATE	ORIGINAL ISSUE	OUTSTANDING (06/30/14)	ACCT - BAL (06/30/14)	LAST DEBT	DEBT MONTH	PAYING AGENT	BOND COUNSEL
Tomlinson PSD 04-A Water Revenue	03/09/04	0.000% - 0.000%	1,353,815	1,046,130	6,859.41	2044	36/91	MBC - UNB	S&J
Tomlinson PSD 04-A Water Reserve	03/09/04				40,550.73				S&J
Tomlinson PSD 04-B Water Revenue	03/09/04	5.000%	669,500	610,144	20,924.28	2043	10/04	MBC - BBT	S&J
Tomlinson PSD 04-B Water Reserve	03/09/04				36,701.26				
Tomlinson PSD 10-A Water Revenue	08/06/10	5.000%	100,000	81,021	1,570.04	2025	99/99	MBC - WESBK:BH	S&J
Tomlinson PSD 10-A Water Reserve	08/06/10				3,798.27				S&J
Tunnelton 02 Sewer Reserve	04/19/02				16,022.20				
Tunnelton 90 Water Reserve	05/03/90				28,005.48				
Tyler Cty (Friendly) PSD 04-A Sewer Rev	09/28/04	0.000%	252,100	194,293	575.64	2044	36/91	MBC - UNB	S&J
Tyler Cty (Friendly) PSD 04-A Sewer Res	09/28/04				5,968.24				S&J
Tyler Cty (Friendly) PSD 05-A Water Rev	03/11/05	0.000%	300,000	238,064	650.89	2045	36/91	MBC - UNB	S&J
Tyler Cty (Friendly) PSD 05-A Water Res	03/11/05				6,817.64				
Tyler Cty (Friendly) PSD 08-A Water Rev	12/04/08	0.000%	2,450,000	2,181,281	5,313.81	2048	36/91	MBC - UNB	S&J
Tyler Cty (Friendly) PSD 08-A Water Res	12/04/08				28,352.57				
Tyler Cty (Friendly) PSD 12-A Water Res	04/19/12				1,695.04				
Tyler Cty (Friendly) PSD 94-A Water Res	06/22/94				19,859.61				
Tyler Cty (Friendly) PSD 94-B Water Res	11/03/94				4,254.31				
Tyler Cty (Friendly) PSD 97 Water Res	06/11/97				27,563.97				
Union PSD 09-A Sewer Reserve	11/20/09				59,151.09				JK
Union PSD 09-C Sewer Revenue	11/20/09	0.000% - +1.0%AF	3,074,294	2,651,575	14,110.82	2031	36/91	MBC - DEP	JK
Union PSD 09-C Sewer Reserve	11/20/09				43,559.09				JK
Union PSD 91-A Sewer Revenue	08/28/91	8.100%	2,139,656	1,607,621	72,027.21	2029	10/04	MBC - BNY	JK
Union PSD 91-A Sewer Reserve	08/28/91				182,792.24				
Union PSD 91-B Sewer Revenue	08/28/91	7.750%	4,229,604	3,305,959	131,969.05	2031	10/04	MBC - BNY	JK
Union PSD 91-B Sewer Reserve	08/28/91				346,666.59				
Union PSD 91-C Sewer Revenue	08/28/91	0.000%	237,602	105,751	4,625.28	2031	10/	MBC - BNY2	JK
Union PSD 91-C Sewer Reserve	08/28/91				6,158.27				
Union PSD 96-A Sewer Revenue	04/04/96	2.000% - +1.0%AF	344,416	50,928	1,901.05	2016	36/91	MBC - DEP	JK

ACCOUNT NAME	ISSUE DATE	INTEREST RATE	ORIGINAL ISSUE	OUTSTANDING (06/30/14)	ACCT - BAL (06/30/14)	LAST DEBT	DEBT MONTH	PAYING AGENT	BOND I	BOND COUNSEL
Union PSD 96-A Sewer Reserve	04/04/96				20,938.35					
Union-Williams PSD 00 Sewer Revenue	12/15/00	0.000% - +0.5%AF	412,000	233,444	5,198.07	2031	36/91	MBC - DEP		BRM
Union-Williams PSD 00 Sewer Reserve	12/15/00				13,786.38					
Union-Williams PSD 04-A Sewer Revenue	02/19/04	0.000% - +0.5%AF	15,596,291	11,047,373	199,509.63	2035	36/91	MBC - DEP		BRM
Union-Williams PSD 04-A Sewer Reserve	02/19/04				465,902.78					
Union-Williams PSD 04-B Sewer Revenue	02/19/04	0.000%	1,900,000	1,465,359	20,632.13	2043	36/91	MBC - UNB		BRM
Union-Williams PSD 04-B Sewer Reserve	02/19/04				45,675.50					
Union-Williams PSD 07 Sewer Revenue	03/29/07	0.000%	284,652	284,652	0.00	2038	36/91	MBC - UNB		BRM
Union-Williams PSD 07 Sewer Reserve	03/29/07				0.00					BRM
Union-Williams PSD 91 Sewer Reserve	04/16/91				31,826.78					
Union-Williams PSD 13 Water Ref Revenue	05/23/13	2.000% - 4.750%	3,520,000	3,455,000	149,928.17	2037	12/06	MBC - DTC		BRM
Union-Williams PSD 13 Water Ref Reserve	05/23/13				140,354.53					
Valley Falls PSD 06-A Water Ref Res	11/22/06				34,829.15					
Valley Falls PSD 07-A Water Revenue	01/12/07	0.000%	4,878,315	3,963,627	25,479.36	2040	36/91	MBC - UNB		S&J
Valley Falls PSD 07-A Water Reserve	01/12/07				94,181.76					
Vienna 13-A Water & Sewer Revenue	11/14/13	2.000% - +1.0%AF	#1,863,590	1,226,363	0.00	2035	36/91	MBC - DEP		S&J
Vienna 13-A Water & Sewer Reserve	11/14/13				0.00					
Vienna 14-A Water & Sewer Revenue	05/14/14	2.340%	1,030,000	1,030,000	9,671.71	2024	99/99	MBC-BBT:BH		S&J
Vienna 14-A Water & Sewer Reserve	06/14/14				103,001.41					
Wardensville 09-A Sewer Revenue	12/02/09	0.000% - +1.0%AF	279,782	256,311	2,113.04	2049	36/91	MBC - DEP		JK
Wardensville 09-A Sewer Reserve	12/02/09				2,530.48					
Wardensville 79 Sewer Reserve	07/25/80				14,737.04					
Wardensville 08-A Water Revenue	12/10/08	0.000% - +1.0%AF	1,550,000	1,330,411	4,956.01	2040	36/91	MBC - BPH		S&J
Wardensville 08-A Water Reserve	12/10/08				22,394.52					
Walton PSD 05 Water Reserve	04/14/05				3,809.53					
Walton PSD 08 Water Reserve	07/03/08				1,984.63					
War 99-A & 99A-Lot 2 Sewer Reserve	06/25/99				25,236.07					
War 99-A Lot 2 Sewer Revenue	06/25/99	0.000%	724,274	470,312	13,104.32	2039	36/91	MBC - UNB		G&G

ACCOUNT NAME	ISSUE DATE	INTEREST RATE	ORIGINAL ISSUE	OUTSTANDING (06/30/14)	ACCT - BAL (06/30/14)	LAST DEBT	DEBT MONTH	PAYING AGENT	BOND I COUNSEL
War 99-A Sewer Revenue	06/25/99	0.000%	245,726	159,542	4,447.45	2039	36/91	MBC - UNB	G&G
War 08-A Water Revenue	06/26/08	0.000%	#215,300	184,144	455.35	2048	36/91	MBC - UNB	S&J
War 08-A Water Reserve	06/26/08				5,446.27				
War 11-A Water Reserve	01/27/11				6,733.28				
War 11-B Water Reserve	01/27/11				2,448.46				
Warm Springs PSD 02-A Sewer Revenue	06/25/02	0.000% - +0.5%AF	1,316,000	833,452	3,900.69	2033	36/91	MBC - DEP	JK
Warm Springs PSD 02-A Sewer Reserve	06/25/02				43,868.81				
Warm Springs PSD 07-A Sewer Revenue	02/28/07	0.000%	8,290,000	7,043,790	17,918.27	2046	36/91	MBC - UNB	JK
Warm Springs PSD 07-A Sewer Reserve	02/28/07				126,428.99				
Warm Springs PSD 07-B Sewer Revenue	02/28/07	0.000%	2,019,000	2,019,000	0.00	2046	36/91	MBC - UNB	JK
Warm Springs PSD 07-B Sewer Reserve	02/28/07				0.00				
Warm Springs PSD 07-C Sewer Revenue	02/28/07	0.000% - +0.5%AF	3,000,000	2,782,236	3,924.52	2038	36/91	MBC - DEP	JK
Warm Springs PSD 07-C Sewer Reserve	02/28/07				106,557.64				
Warm Springs PSD 78 Sewer Reserve	08/14/78				78,133.79				
Warm Springs PSD 89 Sewer Reserve	08/03/89				19,512.45				JK
Warm Springs PSD 94 Sewer Revenue	08/26/94	0.000%	1,423,158	88,945	5,883.81	2015	36/91	MBC - DEP	JK
Warm Springs PSD 94 Sewer Reserve	08/26/94				71,159.18				
Warm Springs PSD 98 Sewer Reserve	11/19/98				22,032.50				
Wayne Cty Building Comm 13-A Lease Res	11/18/13				0.00				
Wayne 12-A Sewer Reserve	12/17/12				0.00				
Wayne 04-A Water Reserve	10/21/04				55,347.70				S&J
Wayne 04-B Water Revenue	10/21/04	0.000% - +1.0%AF	#1,925,000	1,379,583	6,634.20	2035	36/91	MBC - BPH	S&J
Wayne 04-B Water Reserve	10/21/04				49,281.58				
Wayne 07-A Water Revenue	06/14/07	1.000%	193,394	193,394	0.00	2039	36/91	MBC - UNB	S&J
Wayne 07-A Water Reserve	06/14/07				52,587.57				
Webster County EDA 11-A Water Revenue	04/11/11	0.000%	#890,000	833,164	1,918.01	2051	36/91	MBC - UNB	S&J
Webster County EDA 11-A Water Reserve	04/11/11				0.14				
Welch 08-A Sewer Revenue	05/06/08	0.000% - +0.5%AF	2,000,000	1,776,314	4,814.94	2048	36/91	MBC - DEP	S&J

ACCOUNT NAME	ISSUE DATE	INTEREST RATE	ORIGINAL ISSUE	OUTSTANDING (06/30/14)	ACCT - BAL (06/30/14)	LAST DEBT	DEBT MONTH	PAYING AGENT	BOND I	COUNSEL
Welch 08-A Sewer Reserve	05/06/08				53,390.09					
Welch 13-A Sewer Revenue	05/06/13	0.000% - +0.5%AF	#4,044,246	2,557,689	0.00	2053	36/91	MBC - DEP		S&J
Welch 13-A Sewer Reserve	05/06/13				0.00					
Welch 09-A Water Revenue	12/18/09	0.000%	625,000	562,492	3,377.24	2041	36/91	MBC - BPH		S&J
Welch 09-A Water Reserve	12/18/09				6,602.92					
Welch 09-C Water Revenue	12/18/09	0.000%	461,674	425,698	1,943.67	2049	36/91	MBC - UNB		S&J
Welch 09-C Water Reserve	12/18/09				3,800.21					
Welch 14-A Water Revenue	02/20/14	0.500% - +0.5%AF	#310,000	92,092	0.00	2045	36/91	MBC - BPH		S&J
Welch 14-A Water Reserve	02/20/14				0.00					
West Dunbar PSD 77-A Sewer Revenue	07/01/77	5.625%	426,000	95,000	20,821.73	2017	07/01	FED RES-RICHMON		JK
West Dunbar PSD 77-A Sewer Reserve	07/01/77				3,853.20					
West Dunbar PSD 93 Sewer Reserve	03/18/93				962.25					
West Hamlin 07-A Water & Sewer Reserve	06/28/07				19,893.01					
West Hamlin 80 Water & Sewer Reserve	12/15/80				42,505.65					
Weirton 07-A Sewer Revenue	04/11/07	2.000% - +1.0%AF	4,199,404	3,062,103	68,481.08	2028	36/91	MBC - DEP		S&J
Weirton 07-A Sewer Reserve	04/11/07				255,301.35					
Weirton 13-A Sewer Revenue	09/25/13	2.000% - +1.0%AF	#5,904,000	3,631,482	0.00	2035	36/91	MBC - DEP		S&J
Weirton 13-A Sewer Reserve	09/25/13				0.00					
Weirton 06-A Water Revenue	04/25/06	2.000% - +1.0%AF	#2,555,000	1,892,410	15,419.32	2028	36/91	MBC - BPH		S&J
Weirton 06-A Water Reserve	04/25/06				94,744.07					
Weirton 09-A Water Revenue	11/19/09	2.000% - +1.0%AF	2,496,208	2,209,108	29,434.76	2031	36/91	MBC - BPH		S&J
Weirton 09-A Water Reserve	11/19/09				44,288.00					S&J
Weirton 91-A Water Revenue	05/23/91	8.100%	4,784,000	1,162,733	364,389.58	2016	10/04	MBC - BNY		S&J
Weirton 91-A Water Reserve	05/23/91				452,062.07					
Weirton 91-B Water Revenue	05/23/91	0.000%	216,000	25,920	11,609.35	2016	10/	MBC - BNY2		S&J
Weirton 91-B Water Reserve	05/23/91				12,478.29					
Weirton 98-A Water Revenue	04/08/98	2.000% - +1.0%AF	2,190,000	631,930	13,450.13	2019	36/91	MBC - DEP		S&J
Weirton 98-A Water Reserve	04/08/98				133,141.30					

ACCOUNT NAME	ISSUE DATE	INTEREST RATE	ORIGINAL ISSUE	OUTSTANDING (06/30/14)	ACCT - BAL (06/30/14)	LAST DEBT	DEBT MONTH	PAYING AGENT	BOND COUNSEL
Wellsburg 10-A Water & Sewer Revenue	10/27/10	2.000% - +1.0%AF	215,000	187,957	1,514.68	2031	36/91	MBC - BPH	S&J
Wellsburg 10-A Water & Sewer Reserve	10/27/10				4,033.35				
Wellsburg 11-A Water & Sewer Revenue	02/24/11	0.000% - +0.5%AF	307,661	289,436	741.89	2050	36/91	MBC - DEP	S&J
Wellsburg 11-A Water & Sewer Reserve	02/24/11				8,101.55				
Wellsburg 12-A Water & Sewer Revenue	03/01/12	2.000% - +1.0%AF	#2,435,000	2,205,223	15,815.47	2033	36/91	MBC - BPH	S&J
Wellsburg 12-A Water & Sewer Reserve	03/01/12				8,634.96				
Weston 00-A Sewer Revenue	12/20/00	0.000% - +0.5%AF	3,192,097	1,915,249	10,272.15	2032	36/91	MBC - DEP	JK
Weston 00-A Sewer Reserve	12/20/00				106,491.02				JK
Weston 00-B Sewer Revenue	12/20/00	0.000%	6,250,000	4,301,920	14,578.03	2040	36/91	MBC - UNB	JK
Weston 00-B Sewer Reserve	12/20/00				162,456.45				
Weston 05-A Sewer Revenue	06/24/05	0.000%	597,037	477,629	1,293.87	2045	36/91	MBC - UNB	JK
Weston 05-A Sewer Reserve	06/24/05				12,075.09				
Weston 07-A Sewer Revenue	09/18/07	0.000%	3,047,000	2,611,708	6,604.44	2047	36/91	MBC - UNB	S&J
Weston 07-A Sewer Reserve	09/18/07				44,503.40				
Weston 11-A Sewer Revenue	08/16/11	0.000%	#1,168,000	981,420	2,532.75	2051	36/91	MBC - UNB	S&J
Weston 11-A Sewer Reserve	08/16/11				5,528.03				
Weston 11-B Sewer Revenue	08/16/11	0.000% - +0.5%AF	741,679	698,412	2,234.35	2042	36/91	MBC - DEP	S&J
Weston 11-B Sewer Reserve	08/16/11				4,534.00				
Weston 13-A Sewer Revenue	02/01/13	0.000% - +0.5%AF	551,986	536,071	1,907.86	2043	36/91	MBC - DEP	S&J
Weston 13-A Sewer Reserve	02/01/13				1,768.44				
Weston 96 Sewer Revenue	12/10/96	0.000% - +1.0%AF	1,274,287	223,000	5,849.12	2017	36/91	MBC - DEP	JK
Weston 96 Sewer Reserve	12/10/96				63,756.00				
West Union 02 Water & Sewer Revenue	08/29/02	0.000%	#810,000	585,290	2,205.23	2042	36/91	MBC - UNB	BRM
West Union 02 Water & Sewer Reserve	08/29/02				21,221.45				
West Union 98-C Water & Sewer Revenue	12/15/98	0.000%	2,075,000	1,311,926	6,238.73	2038	36/91	MBC - UNB	S&J
West Union 98-C Water & Sewer Reserve	12/15/98				55,205.69				
Wheeling 05-A Water & Sewer Revenue	05/03/05	2.000% - +1.0%AF	14,500,000	9,727,173	108,364.78	2026	36/91	MBC - DEP	S&J
Wheeling 05-A Water & Sewer Reserve	05/03/05				678,921.44				S&J

ACCOUNT NAME	ISSUE DATE	INTEREST RATE	ORIGINAL ISSUE	OUTSTANDING (06/30/14)	ACCT - BAL (06/30/14)	LAST DEBT	DEBT MONTH	PAYING AGENT	BOND I	BOND COUNSEL
Wheeling 06-A Water & Sewer Revenue	09/26/06	3.750% - 5.250%	12,000,000	10,305,000	88,339.83	2036	06/12	MBC - DTC		S&J
Wheeling 06-A Water & Sewer Reserve	09/26/06				775,494.36					S&J
Wheeling 10-A Water & Sewer Revenue	04/22/10	2.500% - 3.500%	4,455,000	1,575,000	1,648,100.00	2016	06/12	MBC - DTC		S&J
Wheeling 10-A Water & Sewer Reserve	05/06/10				2,292.11					S&J
Wheeling 10-B Water & Sewer Revenue	12/14/10	2.000% - +1.0%AF	8,356,000	7,813,856	55,821.34	2032	36/91	MBC - DEP		S&J
Wheeling 10-B Water & Sewer Reserve	12/14/10				82,993.83					
Wheeling 13 Water & Sewer Ref Revenue	05/30/13	2.125% - 5.000%	38,255,000	37,475,000	186,846.35	2043	06/12	MBC - DTC		S&J
Wheeling 13 Water & Sewer Ref Reserve	05/30/13				2,223,952.16					
Wheeling 03 Civic Center GO	02/01/03	3.000% - 4.750%	2,600,000	1,850,000	274,173.33	2028	05/11	MBC - DTC		S&J
Whitmer 10-A Water Revenue	01/21/10	0.000%	370,000	336,076	1,028.10	2041	36/91	MBC - BPH		S&J
Whitmer 10-A Water Reserve	01/21/10				16,114.96					
White Oak PSD 92-A Sewer Revenue	08/12/92	7.750%	319,355	249,615	12,150.98	2031	10/04	MBC - BNY		S&J
White Oak PSD 92-A Sewer Reserve	08/12/92				26,209.92					
White Oak PSD 92-B Sewer Revenue	08/12/92	0.000%	10,645	4,913	242.54	2031	10/	MBC - BNY2		S&J
White Oak PSD 92-B Sewer Reserve	08/12/92				272.93					
Williamson 09-A Water & Sewer Reserve	07/02/09				17,137.21					
Williamson 86-B Water & Sewer Revenue	05/28/86	0.000%	698,295	220,514	14,266.78	2025	10/	MBC - BNY2		G&G
Williamson 86-B Water & Sewer Reserve	05/28/86				18,409.25					
Williamson 86-C Water & Sewer Reserve	05/28/86				106,091.16					
Williamson 96-A Water & Sewer Ref Rev	10/01/96	3.800% - 5.500%	1,840,000	1,100,000	65,259.46	2025	10/04	BK OF NEW YORK	I	V&W
Williamson 96-A Water & Sewer Ref Res	10/01/96				129,917.98					
Winfield 03 Sewer Revenue	01/09/03	2.000% - +1.0%AF	99,250	48,322	691.97	2023	36/91	MBC - DEP		G&G
Winfield 03 Sewer Reserve	01/09/03				6,053.10					
Winfield 04 Sewer Revenue	09/16/04	2.000% - +1.0%AF	500,000	305,515	2,757.17	2025	36/91	MBC - DEP		G&G
Winfield 04 Sewer Reserve	09/16/04				28,521.83					
Winfield 09-A Sewer Revenue	08/26/09	0.000% - +1.0%AF	1,214,966	1,017,530	10,659.76	2031	36/91	MBC - DEP		S&J
Winfield 09-A Sewer Reserve	08/26/09				20,774.57					
Winfield 86-A Sewer Revenue	12/15/86	8.380%	381,884	259,947	16,808.37	2026	10/04	MBC - BNY		VWL

ACCOUNT NAME	ISSUE DATE	INTEREST RATE	ORIGINAL ISSUE	OUTSTANDING (06/30/14)	ACCT - BAL (06/30/14)	LAST DEBT	DEBT MONTH	PAYING AGENT	BOND I	COUNSEL
Winfield 86-A Sewer Reserve	12/15/86				33,630.30					
Winfield 86-B Sewer Revenue	12/15/86	0.000%	93,666	32,044	6,001.99	2026	10/	MBC - BNY2		VWL
Winfield 86-B Sewer Reserve	12/15/86				6,178.86					
Wilderness PSD 01-A Water Reserve	08/08/01				69,609.97					
Wilderness PSD 79 Water Reserve	05/17/79				43,622.58					
Wilderness PSD 92 Water Reserve	07/15/92				20,635.20					
Wilderness PSD 97 Water Reserve	09/18/97				41,351.33					
Williamstown 05-A Sewer Revenue	06/02/05	2.000% - +1.0%AF	230,282	146,256	2,375.10	2026	36/91	MBC - DEP		S&J
Williamstown 05-A Sewer Reserve	06/02/05				11,889.23					
Williamstown 09-A Sewer Revenue	12/09/09	0.000% - +1.0%AF	800,000	737,660	2,067.14	2049	36/91	MBC - DEP		G&G
Williamstown 09-A Sewer Reserve	12/09/09				12,498.07					
Williamstown 87-A Sewer Revenue	06/25/87	9.750%	15,551	10,805	794.11	2025	10/04	MBC - BNY		BRD
Williamstown 87-A Sewer Reserve	06/25/87				1,571.14					
Williamstown 87-A1 Sewer Revenue	06/25/87	8.380%	659,637	449,012	28,971.66	2026	10/04	MBC - BNY		BRD
Williamstown 87-A1 Sewer Reserve	06/25/87				58,013.20					
Williamstown 87-B Sewer Revenue	06/25/87	0.000%	169,539	57,863	4,661.83	2026	10/	MBC - BNY2		BRD
Williamstown 87-B Sewer Reserve	06/25/87				7,079.44					
Wood County Schools 13 Ref GO	05/22/13	1.500% - 5.000%	19,300,000	16,795,000	315,475.84	2020	05/11	MBC - DTC		STB
Wood County Schools 13 Ref GO Sur Col	05/22/13				809,965.61					STB
White Sulphur Springs 09-A Sewer Revenue	04/09/09	0.000% - +.5%AF	3,874,614	3,326,055	13,598.65	2040	36/91	MBC - DEP		JK
White Sulphur Springs 09-A Sewer Reserve	04/09/09				52,799.56					
White Sulphur Springs 11-B Water Revenue	04/14/11	0.000% - +1.0%AF	#8,000,000	7,533,797	25,743.80	2042	36/91	MBC - BPH		JK
White Sulphur Springs 11-B Water Reserve	04/14/11				49,602.02					
Wetzel County PSD #1 06-A Water Reserve	06/27/06				33,538.54					
Wetzel County PSD #1 13-A Water Revenue	07/12/13	1.000%	#1,048,000	508,594	0.00	2053	36/91	MBC - UNB		S&J
Wetzel County PSD #1 13-A Water Reserve	07/12/13				33,013.63					
Wetzel County PSD #1 93-A Water Revenue	06/28/93	7.750%	154,839	121,026	6,881.79	2031	10/04	MBC - BNY		S&J
Wetzel County PSD #1 93-A Water Reserve	06/28/93				12,724.40					

ACCOUNT NAME	ISSUE DATE	INTEREST RATE	ORIGINAL ISSUE	OUTSTANDING (06/30/14)	ACCT - BAL (06/30/14)	LAST DEBT	DEBT MONTH	PAYING AGENT	BOND COUNSEL
Wetzel County PSD #1 93-B Water Revenue	06/28/93	0.000%	5,161	2,382	570.72	2031	10/	MBC - BNY2	S&J
Wetzel County PSD #1 93-B Water Reserve	06/28/93				235.96				
WV Amer Water Comp 10-A Water Rev Note	01/28/10	0.000%	1,925,000	1,660,307	8,027.37	2031	36/91	MBC - BPH	JK
WV Amer Water Comp 10-A Water Reserve	01/28/10				0.00				
WV Higher Education 07-A Ref Rev	04/17/07	4.000% - 5.000%	25,915,000	19,690,000	0.00	2027	04/10	MBC - DTC	I STB
WV Higher Education Facilities 04-B Rev	08/31/04	2.100% - 6.000%	167,260,000	2,215,000	202,140.49	2034	04/10	MBC - DTC	I STB
WV Higher Education Facilities 10-A Rev	12/23/10	3.500% - 5.000%	16,520,000	16,520,000	0.00	2026	04/10	MBC - DTC	STB
WV Higher Education Facilities 10-B Rev	12/23/10	7.450% - 7.650%	50,265,000	50,265,000	0.00	2040	04/10	MBC - DTC	STB
WV Higher Education Facilities 10-B Res	12/23/10				1,230,235.61				
WV Higher Education Facilities 10-C Rev	12/23/10	2.140% - 5.280%	10,080,000	5,965,000	0.00	2018	04/10	MBC - DTC	STB
WV Higher Education Policy 12-A Revenue	06/12/12	2.000% - 5.000%	124,190,000	122,765,000	0.00	2034	04/10	MBC - DTC	STB
WV Higher Education Policy 12-B Revenue	06/12/12	2.000% - 4.000%	7,975,000	7,540,000	0.00	2034	04/10	MBC - DTC	STB
Wyoming County Schools 00 GO	05/01/00	5.000% - 7.000%	7,000,000	725,000	6,531.92	2015	05/11	UNITED B-CHAS	BRM
Wyoming County Schools 00 GO Sur Col	05/01/00				764,947.84				



ACTIVE BONDS FUNDED THROUGH DEBT FORGIVENESS

Issue Date		Issue Amount	Last DS	Bond Holder
10/29/2009	Bath Water Revenue, Series B	2,193,910	2021	BPH
09/18/2009	Beckley Sewer Revenue, Series B1	396,484	2020	DEP
09/18/2009	Beckley Sewer Revenue, Series B2	296,952	2020	DEP
09/25/2009	Belle Sewer Revenue, Series B	255,500	2020	DEP
08/29/2012	Beverly Water Revenue, Series B	50,000	Open	BPH
01/28/2010	Bluefield Sewer Revenue, Series B	2,883,295	2020	DEP
06/27/2013	Bluefield Sewer Revenue, Series B	229,550	Open	DEP
01/28/2010	Bridgeport Sewer Revenue, Series B	1,978,974	2020	DEP
01/22/2010	Canaan Valley PSD Sewer Revenue, Series B	1,958,455	2021	DEP
10/23/2009	Central Hampshire PSD Sewer Revenue, Series B	1,791,405	2020	DEP
01/22/2010	Central WV Regional Airport Authority Improvement Rev, Series B	1,093,787	2021	DEP
01/13/2010	Charles Town Water & Sewer Revenue, Series B (Admin Fee only)	100,000	2031	BPH
12/15/2009	Chelyan PSD Sewer Revenue, Series B	2,537,569	2020	DEP
07/08/2009	Clarksburg Sewer Revenue, Series B	1,000,000	2020	DEP
06/18/2009	Claywood Park PSD Sewer Revenue, Series B	2,397,500	2020	DEP
01/27/2010	Coons Run PSD Water Revenue, Series B	1,200,000	2021	BPH
06/25/2013	Cowen PSD Water & Sewer Revenue, Series C	746,027	Open	BPH
11/21/2013	Cowen PSD Water & Sewer Design Funding Assistance	160,000	Open	IJDC
07/22/2011	Crab Orchard-MacArthur PSD Sewer Revenue, Series B	492,706	2022	DEP
01/22/2010	Davis Stormwater Revenue, Series B	270,925	2020	DEP
11/03/2011	Delbarton Sewer Revenue, Series B	2,000,000	Open	DEP
06/18/2009	Elkins Sewer Revenue, Series B	868,030	2020	DEP
01/21/2010	Fairmont Water Revenue, Series B	4,447,618	2021	BPH
01/28/2014	Flemington Sewer Revenue, Series B	1,011,275	Open	DEP
11/12/2009	Grantsville Sewer Revenue, Series B	2,200,300	2021	DEP
02/01/2013	Greater Marion PSD Sewer Revenue, Series B	1,997,679	Open	DEP
11/12/2013	Greater Paw Paw PSD Funding Assistance	1,576,695	Open	DEP
01/29/2010	Greater St. Albans PSD Sewer Revenue, Series B	2,807,210	2021	DEP
12/04/2009	Hamrick PSD Sewer Revenue, Series B	520,731	2020	DEP
07/21/2009	Harpers Ferry-Bolivar PSD Sewer Revenue, Series B	629,612	2020	DEP
09/26/2012	Hartford City Sewer Revenue, Series B	354,159	Open	DEP
08/29/2012	Hinton Sewer Revenue, Series B	500,000	Open	DEP
10/23/2009	Jane Lew PSD Water Revenue, Series B	429,399	2020	BPH
04/17/2014	Jefferson County PSD Water, Series B	1,073,246	Open	BPH
03/13/2014	Kenova Sewer Funding Assistance	1,021,754	Open	DEP
05/05/2009	Kermit Sewer Revenue, Series B	1,938,388	2019	DEP
07/25/2012	Kingwood Sewer Revenue, Series B	300,000	Open	DEP
11/20/2009	Leon Sewer Revenue, Series B	1,097,917	2021	DEP
01/27/2010	Lewisburg Water Revenue, Series B	1,982,850	2020	DEP
01/29/2010	Lincoln County Commission Green Project Note, Series B	718,626	2021	DEP
06/22/2012	Lincoln County Commission Green Reserve Project Note, Series A	726,160	2021	DEP
12/12/2013	Lincoln County Commission Green Project Note, Series A	657,888	Open	DEP
04/11/2013	Logan Sewer Revenue, Series B	415,702	Open	DEP
06/22/2012	Lubeck PSD Sewer Revenue, Series B	1,868,192	Open	DEP
08/26/2009	Malden PSD Sewer Revenue, Series B	6,614,965	2020	DEP
09/18/2009	Marlinton Water & Sewer Revenue, Series B	1,400,105	2020	DEP
06/18/2009	Marmet Sewer Revenue, Series B	3,940,466	2020	DEP
11/01/2012	Mason County Sewer Revenue, Series B	2,000,000	Open	DEP
09/02/2009	Mason Water & Sewer Revenue, Series B	555,200	2020	DEP

ACTIVE BONDS FUNDED THROUGH DEBT FORGIVENESS

Issue Date		Issue Amount	Last DS	Bond Holder
03/26/2012	Moorefield/Hardy County Authority Sewer Revenue, Series B	1,500,000	Open	DEP
01/28/2010	Morgantown Water & Sewer Revenue, Series B	81,600	2022	DEP
08/24/2012	Morgantown Water & Sewer Revenue, Series B	570,000	Open	BPH
11/12/2009	Nitro Sewer Revenue, Series B	1,125,000	2021	DEP
10/29/2009	North Beckley PSD Sewer Revenue, Series B	2,415,521	2021	DEP
05/24/2012	Oakland PSD Water Revenue, Series B	1,367,839	Open	BPH
09/29/2009	Oceana Sewer Revenue, Series B	195,897	2020	DEP
09/25/2009	Pennsboro Sewer Revenue, Series B	2,801,000	2020	DEP
12/11/2012	Pennsboro Sewer Revenue, Series B	26,725	Open	DEP
06/27/2013	Point Pleasant Water & Sewer Revenue, Series B	221,299	Open	DEP
11/21/2012	Preston Cty PSD #4 Water Revenue, Series B	605,000	Open	BPH
11/14/2013	Preston Cty PSD Sewer Funding Assistance	1,592,282	Open	DEP
06/26/2009	Putnam PSD Sewer Revenue, Series B	1,050,000	2021	DEP
12/04/2009	Putnam PSD Water Revenue, Series B (Admin Fee only)	100,000	2030	BPH
03/15/2012	Reedsville Sewer Revenue, Series B	1,000,000	Open	DEP
01/14/2010	Salem Water Revenue, Series B	927,000	2021	BPH
12/18/2009	Scotts Run PSD Sewer Revenue, Series B	3,939,585	2021	DEP
11/22/2010	Shepherdstown Sewer Revenue, Series B	375,772	2020	DEP
02/27/2013	Sistersville Sewer Revenue, Series B	745,454	Open	DEP
11/20/2009	St Marys Water & Sewer Revenue, Series B	2,067,400	2021	DEP
03/20/2014	Stonewood Water Revenue, Series B	1,052,543	Open	BPH
01/07/2010	Sugar Creek PSD Water Revenue, Series B	396,500	2021	BPH
01/14/2010	Sun Valley PSD Water Revenue, Series C	1,773,000	2021	BPH
11/20/2009	Union PSD Sewer Revenue, Series B	1,363,613	2021	DEP
05/08/2013	War Funding Assistance	521,388	Open	DEP
12/02/2009	Wardensville Sewer Revenue, Series B	179,782	2021	DEP
12/18/2009	Welch Water Revenue, Series B	625,000	2021	DEP
04/14/2011	White Sulphur Springs Water Revenue, Series A	4,252,750	2022	BPH
01/21/2010	Whitmer Water Revenue, Series B	2,117,573	2021	BPH
01/31/2014	Wilderness PSD Design Funding Assistance Note, Series A	143,924	Open	IJDC
12/09/2009	Williamstown Sewer Revenue, Series B	660,000	2021	DEP
08/26/2009	Winfield Sewer Revenue, Series B	1,023,934	2021	DEP
01/28/2010	WV American Water Company Water Revenue Note, Series B	1,925,000	2021	BPH

Disclaimer

All attempts have been made to assure the accuracy of the ARRA issues. No guarantee should be assumed.