

NINETY-SEVENTH  
ANNUAL REPORT



# **WEST VIRGINIA MUNICIPAL BOND COMMISSION**

ANNUAL SUMMARY OF RECEIPTS & DISBURSEMENTS  
JULY 1, 2017 – JUNE 30, 2018

# **WEST VIRGINIA MUNICIPAL BOND COMMISSION**

Suite 1117  
900 Pennsylvania Avenue  
Charleston WV 25302  
(304) 558-3971  
Fax (304) 558-1280  
munibondcomm@wv.gov  
<http://mbc.wv.gov>

**DALE W. STEAGER**  
STATE TAX COMMISSIONER, CHAIR

**JOHN D. PERDUE**  
STATE TREASURER

**JOHN B. McCUSKEY**  
STATE AUDITOR

**STEPHEN T. WILLIAMS**  
MEMBER

**LINDA K. EPLING**  
MEMBER

---

**SARA L. ROGERS**  
EXECUTIVE DIRECTOR

**DENIS J. WILLIAMS**  
ACCOUNTANT

**PATRICIA A. LANHAM**  
ADMINISTRATIVE ASSISTANT

**RACHEL A. GLENN**  
OFFICE ASSISTANT

## TABLE OF CONTENTS

Annual Summary of Receipts and Disbursements . . . . .	1
Report of the Executive Director . . . . .	2
Summary of Investments . . . . .	5
Debt Service Accounts . . . . .	6
Deposits for Investments . . . . .	8
Paid Out Bond Issues . . . . .	9
New Bond Issues. . . . .	10
Paying Agent Banks and Governmental Listings . . . . .	12
Bond Counsel Listing. . . . .	14
Active Bond Accounts . . . . .	15
Active Bonds Funded through Debt Forgiveness. . . . .	113

**WEST VIRGINIA  
MUNICIPAL BOND COMMISSION**

**Annual Summary of  
Receipts and Disbursements  
July 1, 2017 - June 30, 2018**

Account Numbers 7250 and 7251

	FY 16-17	FY 17-18
Beginning Balance, July 1	\$ 202,626,158	\$ 224,741,039
Add: Remittances	238,236,125	236,178,925
Public Utility Taxes	7,123,342	7,724,788
Interest Earned on:		
Escrowed Investments	445,588	346,394
Pool Investments	800,817	2,464,981
Discount Earned on:		
Matured Escrowed Investments	0	27,118
Miscellaneous	0	0
Total Receipts	246,605,872	246,742,207
Beginning Balance plus Receipts	449,232,030	471,483,246
Less: Principal Paid	150,958,859	177,218,295
Interest Paid	59,737,790	61,248,510
Bondholder Adm Fee Paid	3,710,369	3,949,750
Premium Paid on:		
Matured Escrowed Investments	1,817,244	2,128,334
Bonds Retired Early	0	836
Refunds to Issuers	7,944,403	6,222,013
Bank Fees Paid	2,810	2,300
MBC Fees Paid	318,416	296,161
BTI Fees Paid	1,100	900
Miscellaneous	0	0
Total Disbursements	224,490,991	251,067,100
Ending Balance, June 30	\$ 224,741,039	\$ 220,416,147

## **THE MUNICIPAL BOND COMMISSION**

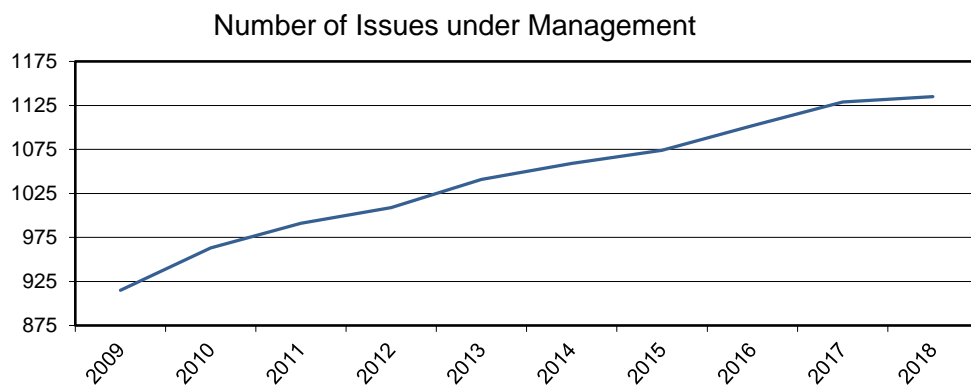
### **Report of the Executive Director**

In 1921, The West Virginia Legislature created the State Sinking Fund Commission to act as the fiscal agent/trustee for the bond issues of the State and its political subdivisions. The agency was charged with the responsibility of receiving the deposits of the various issuers, investing them for a reasonable return consistent with State statute and bond ordinance requirements, disbursing funds to the appropriate paying agent banks or bondholders to meet debt services, receiving and reconciling cancelled securities, maintaining and reporting the financial accounts of each depositor, and aiding the issuers in the management of their resources. The agency would encourage the financial growth of the State by helping to maintain a receptive financial market for West Virginia bond issues through professional management services and to provide a central information source. In 1977, the name of the Commission was changed to the Municipal Bond Commission.

The Commission is composed of five members: State Tax Commissioner Dale Steager, Chairman; State Treasurer John D. Perdue, member; State Auditor John McCuskey, member; Linda Epling of Raleigh County, member; and Stephen Williams, Mayor of Huntington, Cabell County, member. The Commission elects an Executive Director who is responsible for the day to day operations of the Commission. The Commission meets periodically to oversee the operations of the staff.

Under State statute, the Commission is appointed as fiscal agent for all general obligation (tax levy) bond issues of the county commissions, municipalities, and school districts of the State. It determines levy requirements for all such issues each year. In the ninety-seven years since the creation of the Commission, the State has not had a default or slow payment on any general obligation issue in the State.

The Commission is also appointed fiscal agent for revenue bond issues of municipalities and their utilities.



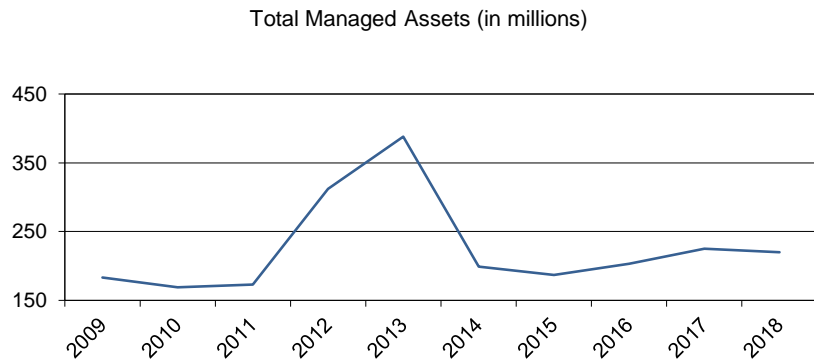
Additional accounts are maintained for State agency revenue bonds, colleges and universities. The Commission also serves as fiscal agent for most,

though not all, public service districts. It does not handle State general obligation bonds (roads and schools), State and local housing bonds, Parkway Authority, School Building Authority bond issues, or any industrial development bond issues. The Commission works closely with the WV Infrastructure and Jobs Development Council, the Water Development Authority, the WV Department of Environmental Protection, and the WV Bureau of Public Health in the management of their water and sewer infrastructure projects. The Commission also maintains many reserve accounts for the US Department of Agriculture bond issues. At present, 1,138 bond issues and 2,546 accounts are under supervision.

For eighty-six years, the Legislature has made a blanket appropriation annually to cover possible deficiencies that could arise in State and general obligation sinking fund accounts. This act, in part, reads:

Sinking Fund Deficiencies-There is hereby appropriated to the Governor a sufficient amount to meet a deficiency that may arise...in the funds of the Municipal Bond Commission because of the failure of any State agency for either general obligation or revenue bonds or any local taxing district for general obligation bonds to remit funds necessary for the payment of interest and sinking fund requirement. The Governor is authorized to transfer from time to time such amounts to the Municipal Bond Commission as may be necessary for (this purpose).

Standard & Poor has recognized this annual Legislative appropriation and the Commission's management as a Credit Enhancement Program. S&P comments favorably on the Commission's oversight program of all local general obligation debt in this rating. Moody's has also recognized the supervision of the Commission.



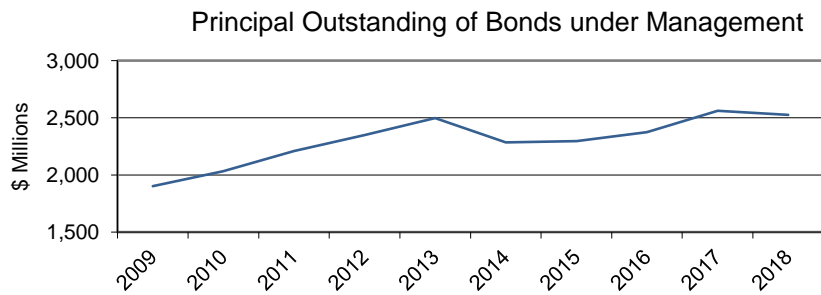
The Commission also maintains discretionary accounts, called 7251, where State and local governments may deposit surplus funds for investment. All funds on deposit with the Commission are invested to earn interest. As of June 30, 2018, the Commission held the following managed assets:

Pool Investments	\$188,785,497
Escrowed Investments	<u>28,256,814</u>
Total Investments	\$217,042,311
Cash	<u>3,373,836</u>
Total Managed Assets	<u>\$220,416,147</u>

This is a decrease of 2% compared with a year earlier.

Pool investments of the Commission are held in a Government Money Market Pool, which is maintained at the Board of Treasury Investments. This Pool is limited to full faith and credit US Treasury and Agency investments of less than 13 months maturity and has an average portfolio maturity not exceeding 90 days. Other investments held by the Commission, primarily escrowed investments held in trust to defease specific bond issues, are maintained in separate accounts outside the Pool. These investments are made only at the direction of the issuers. The Pool's yield increased for the fiscal year to an average of 1.16%.

With the 1,138 issues managed at the end of the fiscal year, the original principal



outstanding was \$3.56 billion. Current total principal outstanding of these issues is \$2.52 billion. Many issues have not yet drawn their full loan. The majority of the issues the Commission handles are Water and

Sewer projects, this is followed by County Schools and Higher Education. The Commission handles a small number of issues for BANS, Parking, Improvements, Civic Center and Hospitals. The Commission serves as fiscal agent for issues from every county in the state, as well as some State government issues.

Percent		Principal Outstanding
80.7	Water and/or Sewer	\$ 2,035,124,738
12.7	County Schools	321,335,000
6.5	Higher Education	163,315,000
0.1	Other	2,406,759
<u>100.0</u>		<u>\$ 2,522,181,497</u>

Since 1991, the Commission has financed its operations from fees assessed for its services. The fee for fiscal year 2018 was 20/100 of 1% of the debt service paid for each issue, with a maximum of no more than \$2,000 per issue or series per year.

7250

**SUMMARY OF INVESTMENTS AS OF JUNE 30, 2018**  
**(at cost)**

7250

	<u>June 30, 2017</u>	<u>June 30, 2018</u>
Investment Pool	\$ 178,298,839	\$ 173,879,138
Escrowed Investments:		
Public Service Districts:		
Berkeley PSD 2013-A Sewer	0	8,873,945
County School General Obligation:		
Braxton 2008	11,905,474	0
Greenbrier 2009	22,744,768	19,382,869
Ohio 1993	3,261,321	0
Total Escrowed Investments:	<u>37,911,563</u>	<u>28,256,814</u>
TOTAL INVESTMENTS	<u>\$ 216,210,403</u>	<u>\$ 202,135,952</u>



**DEBT SERVICE ACCOUNTS**

	<b>COLLEGES &amp; UNIVERSITIES</b>	<b>COUNTY GENERAL OBLIGATION</b>	<b>COUNTY REVENUE</b>	<b>COUNTY SCHOOL DISTRICTS</b>	<b>PUBLIC SERVICE DISTRICTS</b>	<b>MUNICIPAL GENERAL OBLIGATION</b>	<b>MUNICIPAL REVENUE</b>	<b>TOTAL</b>
Beginning Balance, July 1, 2017	\$ 1,889,121	\$ 151,195	\$ 1,295,128	\$ 80,275,870	\$ 54,155,651	\$ 301,024	\$ 81,704,389	\$219,772,378
Add: Remittances	32,762,817	49,706	2,785,920	47,079,310	57,722,069	171,868	85,568,974	226,140,664
Public Utility Taxes	0	66,710	0	7,631,414	0	26,665	0	7,724,788
Interest Earned on:								
Escrowed Investments	0	0	0	345,665	729	0	0	346,394
Pool Investments	50,955	2,126	21,379	644,652	644,446	4,311	979,776	2,347,645
Discount Earned on:								
Matured Escrowed Investments	0	0	0	27,118	0	0	0	27,118
Miscellaneous	0	0	0	0	45,634	0	0	45,634
<b>Total Receipts</b>	<b>\$ 32,813,772</b>	<b>\$ 118,542</b>	<b>\$ 2,807,300</b>	<b>\$ 55,728,159</b>	<b>\$ 58,412,878</b>	<b>\$ 202,844</b>	<b>\$ 86,548,750</b>	<b>\$236,632,244</b>
Beginning Balance plus Receipts	34,702,893	269,737	4,102,428	136,004,029	112,568,529	503,868	168,253,138	456,404,621
Less: Principal Paid	21,810,000	105,000	1,568,614	61,510,000	33,472,543	130,000	58,622,138	177,218,295
Interest Paid	10,218,149	10,865	1,019,014	14,375,200	12,860,727	39,700	22,724,862	61,248,517
Bondholder Adm Fee Paid	0	0	49,414	0	1,308,537	0	2,591,799	3,949,750
Premium Paid on:								
Matured Escrowed Investments	0	0	0	2,128,334	0	0	0	2,128,334
Bonds Retired Early	0	0	0	0	0	0	836	0
Refunds to Issuers	836,458	0	591	145,555	4,219,625	62	771,704	5,973,995
Bank Fees Paid	20	0	0	430	150	0	1,700	2,300
MBC Fees Paid	9,866	232	5,274	46,100	93,601	339	140,748	296,161
BTI Fees Paid	0	0	0	759	141	0	0	900
Miscellaneous	0	0	0	0	0	0	77,147	77,147
<b>Total Disbursements</b>	<b>\$ 32,874,493</b>	<b>\$ 116,097</b>	<b>\$ 2,642,907</b>	<b>\$ 78,206,378</b>	<b>\$ 51,955,324</b>	<b>\$ 170,102</b>	<b>\$ 84,930,935</b>	<b>\$250,896,236</b>
Ending Balance, June 30, 2018	<u>\$ 1,828,400</u>	<u>\$ 153,640</u>	<u>\$ 1,459,521</u>	<u>\$ 57,797,651</u>	<u>\$ 60,613,204</u>	<u>\$ 333,766</u>	<u>\$ 83,322,203</u>	<u>\$205,508,386</u>

**STATEMENT OF 7250 DEBT SERVICE ACCOUNT**

	Account Balance		Principal Outstanding June 30, 2018	% Chg in \$ Amount 2017-2018	Number of Issues	Prin Out Net of Escrow Issues June 30, 2018
	June 30, 2017	June 30, 2018				
<u>State Issues:</u>						
Colleges & Universities	\$ 1,889,121	\$ 1,828,400	\$ 163,315,000	-19.01%	3	\$ 163,315,000
<u>County Issues:</u>						
County Commission Revenue	1,295,128	1,459,521	45,780,657	-1.91%	17	45,780,657
County Commission General Obligation	151,196	153,640	100,000	-51.22%	1	100,000
County School General Obligation	80,275,870	57,797,651	321,335,000	-16.07%	20	302,605,000
	<u>81,722,194</u>	<u>59,410,812</u>	<u>367,215,657</u>		<u>38</u>	<u>348,485,657</u>
<u>Municipal Issues:</u>						
Municipal Revenue	81,704,388	83,322,039	1,101,903,386	+3.45%	546	1,101,903,386
Municipal General Obligation	301,024	333,766	1,465,000	-8.15%	1	1,465,000
	<u>82,005,412</u>	<u>83,655,805</u>	<u>1,103,368,386</u>		<u>547</u>	<u>1,103,368,386</u>
<u>Public Service Districts:</u>	54,155,651	60,613,204	888,282,454	+3.81%	550	879,442,454
Bank Commission Suspense Account	<u>151</u>	<u>165</u>				
Total Assets:	<u>\$ 219,772,530</u>	<u>\$ 205,508,386</u>	<u>\$ 2,522,181,497</u>	<u>-1.24%</u>	<u>1,138</u>	<u>\$ 2,494,611,497</u>
Cash	\$ 3,562,127	\$ 3,372,428				
Escrowed Investments	37,911,563	28,256,814				
Pool Investments	<u>178,298,839</u>	<u>173,879,144</u>				
	<u>\$ 219,772,530</u>	<u>\$ 205,508,386</u>				
Percentage Change		-6.49%				

7251	DEPOSITS FOR INVESTMENT			7251
	<u>STATE</u>	<u>LOCAL CURRENT EXPENSE</u>	<u>LOCAL CAP. OUTLAY &amp; PERM. IMP.</u>	<u>7251 GRAND TOTAL</u>
Beginning Balance July 1, 2017	\$ 2,012,528	\$ 2,954,829	\$ 1,153	\$ 4,968,510
Add: Remittance	0	10,038,261	0	10,038,261
Int. Earned				
Pool	23,133.00	94,354	8	117,495
Miscellaneous	<u>0</u>	<u>77,147</u>	<u>0</u>	<u>77,147</u>
Beginning Balance plus Receipts	2,035,661	13,164,591	1,161	15,201,413
Less: Refunds	90,000	158,018	0	248,018
Miscellaneous	<u>0</u>	<u>45,634</u>	<u>0</u>	<u>45,634</u>
Ending Balance June 30, 2018	<u>\$ 1,945,661</u>	<u>\$ 12,960,939</u>	<u>\$ 1,161</u>	<u>\$ 14,907,761</u>

**SUMMARY OF INVESTMENTS OUTSTANDING AS OF JUNE 30, 2018**

(All investments for 7251 are in the Board of Treasury  
Investment's Government Money Market Pool, and are carried at cost.)

<u>Account</u>	<u>June 30, 2017</u>	<u>June 30, 2018</u>
State Discretionary	\$ 2,012,193	\$ 1,945,325
Local Current Expense	2,951,816	12,960,360
Capitol Outlay/Permanent Impr.	<u>660</u>	<u>669</u>
Total Investments	4,964,669	14,906,354
Cash	<u>3,841</u>	<u>1,408</u>
Total	<u>\$ 4,968,510</u>	<u>\$ 14,907,761</u>

**PAID OUT ISSUES ADMINISTERED BY THE MUNICIPAL BOND COMMISSION**

July 1, 2017 - June 30, 2018

<u>Issue Date</u>	<u>Issue Amount</u>	<u>Issue</u>	<u>Paid Out</u>
08/26/1997	\$ 331,042	Belington 97-B Water & Sewer System Design Revenue	09/01/2017
12/01/2004	3,175,000	Bluefield 04 Sewer Refunding Revenue	07/01/2017
09/30/2008	16,100,000	Braxton County Schools 08 GO, Called	05/01/2018
11/13/1997	450,000	Cameron 97-A Sewer System Design Revenue	03/01/2018
10/09/1996	2,671,058	Charleston 96-A Sewer Revenue	03/01/2018
11/26/1996	395,299	Charleston 96-B Sewer Revenue	09/01/2017
07/22/1997	732,688	Charleston 97-A Sewer Revenue	06/01/2018
10/24/1996	6,484,243	Clarksburg 96 Sewer Revenue	06/01/2018
06/18/2004	1,022,000	Elkins 04-A Sewer Refunding Revenue, Called	04/01/2018
02/11/1997	400,000	Flatwoods-Canoe Run PSD 97 Sewer Revenue	03/01/2018
03/18/2010	7,182,892	Frankfort PSD 10-A Sewer Revenue	12/01/2017
05/07/1997	150,400	Hamlin PSD 97 Sewer Revenue	12/01/2017
01/20/1998	200,000	Hamrick PSD 98-A Sewer Revenue, Called	12/01/2017
06/26/2007	27,900,000	Marshall County Schools 07 GO, Called	11/01/2017
12/17/1996	130,000	Mason 96-A Water & Sewer Revenue	09/01/2017
10/05/2012	2,330,000	Morgantown 12-C Water & Sewer Revenue, Called	01/01/2018
12/01/2002	1,285,000	Mt Hope 02-A Water & Sewer Revenue, Called	09/01/2017
12/10/1996	4,575,502	Nitro 96-A Sewer Revenue, Called	09/01/2017
05/07/2015	210,000	North Beckley PSD 15-A Sewer Revenue	05/01/2018
11/15/2011	6,715,000	Ohio County Schools 11 Refunding GO	06/01/2018
06/01/1993	14,800,000	Ohio County Schools 93 GO	06/01/2018
03/30/1999	485,000	Ravenswood 99 Water Refunding Revenue	07/01/2017
10/08/2008	339,000	Ripley 08 Water Refunding Revenue	09/01/2017
05/25/1999	605,854	South Charleston 99-A Sewer Revenue, Called	06/01/2018
09/30/2014	575,000	St Albans 14-C Water & Sewer Refunding Revenue	12/01/2017
11/13/1996	128,000	St Marys 96-B Water & Sewer Revenue	09/01/2017
06/18/1998	554,000	St Marys 98-A Water & Sewer Revenue, Called	10/01/2017
09/18/1997	585,627	Tennerton PSD 97-A Sewer Revenue	06/01/2018
12/10/1996	1,274,287	Weston 96 Sewer Revenue	12/01/2017
04/17/2007	25,915,000	WV Higher Education 07-A Refunding Revenue, Called	01/01/2018
12/23/2010	10,080,000	WV Higher Education Facilities 10-C Revenue	04/01/2018
	<u>\$ 137,781,892</u>	31 Paid Out Issues	

**NEW BONDS ISSUES TO BE ADMINISTERED BY THE MUNICIPAL BOND COMMISSION**

July 1, 2017 - June 30, 2018

Issue Date	Issue Amount	Issue	Final Maturity
07/11/2017	\$ 4,045,000	Belle 17-A Sewer Revenue	06/01/2057
07/11/2017	2,404,539	Benwood 17-A Sewer Revenue	06/01/2057
11/01/2017	8,587,000	Berkeley County Sewer PSD 17-B Refunding Revenue	10/01/2026
12/28/2017	10,000,000	Berkeley County PSD 17 Water Bond Anticipation Note	12/01/2020
08/08/2017	2,995,000	Central Boaz PSD 17-A Sewer Revenue	06/01/2057
05/31/2018	984,000	Chapmanville 18-A Water & Sewer Revenue	06/01/2049
02/23/2018	1,425,000	Chester 18 Water & Sewer Revenue	03/01/2033
09/20/2017	740,000	Clay County PSD 17-A Water Revenue	09/01/2057
05/07/2018	359,750	Doddridge County PSD 18-A Water Revenue	03/01/2058
05/17/2018	110,000	Gilbert 18-A Water Grant Anticipation Note	12/01/2019
05/03/2018	2,960,000	Greater Paw Paw Sanitary Dist 18-A Sewer Revenue	03/01/2048
12/21/2017	3,230,000	Green Valley Glenwood PSD 17-A Sewer Ref Revenue	12/01/2041
12/21/2017	400,000	Green Valley Glenwood PSD 17-B Sewer Ref Revenue	12/01/2036
05/31/2018	6,015,000	Greenbrier County PSD #2 18-A Water Revenue	12/01/2049
12/21/2017	5,550,000	Hancock County PSD 17-A Sewer Revenue	12/01/2057
01/26/2018	2,874,930	Harpers Ferry-Bolivar PSD 18-A Sewer Revenue	12/01/2037
06/27/2018	1,425,864	Hartford 18-A Water Revenue	09/01/2049
08/31/2017	947,210	Lewis County EDA 17-A Water Revenue	06/01/2057
01/11/2018	1,700,000	Logan County PSD 18-B Sewer Revenue	12/01/2057
06/14/2018	4,063,000	Marlinton 18-A Water & Sewer Revenue	06/01/2058
01/31/2018	1,711,000	Mason 18-A Water & Sewer Revenue	12/01/2057
09/07/2017	752,237	Montgomery 17-A Sewer Revenue	06/01/2057
12/21/2017	2,695,000	Morgantown 17-A Water & Sewer Revenue	10/01/2047
01/31/2018	394,074	Morgantown 18-A Water & Sewer Revenue	12/01/2057
06/28/2018	44,260,000	Morgantown 18-B Water & Sewer Revenue	12/01/2048
06/27/2018	5,456,585	New Haven 18-A Water Revenue	03/01/2050
08/29/2017	2,484,559	Nitro 17-A Sewer Revenue	12/01/2039
09/20/2017	512,000	Oak Hill 17-C Sewer Revenue	10/01/2021
09/21/2017	13,792,000	Oak Hill 17-A1 Sewer Revenue	09/01/2057
09/21/2017	208,000	Oak Hill 17-A2 Sewer Revenue	09/01/2057
09/21/2017	8,365,211	Oak Hill 17-B Sewer Revenue	09/01/2057
12/06/2017	300,000	Oceana 17-A Water Revenue	03/01/2048
10/17/2017	2,500,000	Pea Ridge PSD 17-A Sewer Revenue	12/01/2049
02/28/2018	2,109,700	Pocahontas County PSD 18-A Water Revenue	03/01/2039

**NEW BONDS ISSUES TO BE ADMINISTERED BY THE MUNICIPAL BOND COMMISSION**

July 1, 2017 - June 30, 2018

<u>Issue Date</u>	<u>Issue Amount</u>	<u>Issue</u>	<u>Final Maturity</u>
05/16/2018	3,520,000	Preston County PSD #1 18 Water Revenue	03/01/2046
08/02/2017	2,000,000	Rowlesburg 17-A Water Revenue	06/01/2057
03/28/2018	1,310,000	Salem 18-A Sewer Revenue	12/01/2032
03/28/2018	2,255,000	Salem 18-B Sewer Revenue	12/01/2037
03/21/2018	164,414	Salt Rock Water PSD 18-A Water Grant Anticipation Note	08/15/2019
06/27/2018	500,000	Tomlinson PSD 18-A Water Revenue	03/01/2049
	<u>\$ 162,238,723</u>	37 New Issues	

### PAYING AGENT BANKS - PUBLIC BONDHOLDERS

CODE	BANK NAME AND ADDRESS
BBT GOV	BB&T Governmental Finance, 223 W Nash Street, Wilson, NC 27893
BANK NY TRUST	Bank of New York, 385 Rifle Camp Road, 3rd Floor, Corporate Trust, Woodland Park, NJ 07424
CITY NB	City National Bank, One Park Avenue, Beckley, WV 25801
CVB	Capon Valley Bank, PO Box 119, 2 West Main Street, Wardensville, WV 26851
DTC	Depository Trust Company, 55 Water Street, New York, NY 10041
FARMERS	Farmers National Bank, 20 South Broad Street, Canfield, OH 44406
FNBRB	1st Neighborhood Bk c/o Pacific Coast Bankers' Bk, 4416 Emerson Avenue, Parkersburg, WV 26104
HUNT OH	Huntington National Bank, 525 Vine Street, Cincinnati, OH 45202
GCB	The Grant County Bank, PO Box 929, 3 North Main Street, Petersburg, WV 26847
JPMC	JP Morgan Chase, 370 South Cleveland Ave, Floor 2, Westerville, OH 43081
MCNB	MCNB Bank & Trust, 75 Wyoming Street, Welch, WV 24801
NBB	National Bank of Blacksburg, 100 South Main Street, Blacksburg, VA 24060
OVB	Ohio Valley Bank Comp, 420 3rd Avenue, Gallipolis, OH 45631
PREMIER	Premier Bank, 300 State St., Madison, WV 25130
ROM	Bank of Romney, 95 East Main Street, Romney, WV 26757
SIGNBK	Signature Bank, 600 Washington Ave., Suite 305, Towson, MD 21204
SUMMIT CM B	Summit Community Bank, 310 N Main St, Moorefield, WV 26836
TEXAS CAPITAL	Texas Capital Bank, 2350 Lakeside Blvd, Suite 605, Richardson, TX 75082
UB	United Bank, 990 Elmer Prince Drive, Morgantown, WV 26505
UNITED B-CHAS	United Bank, Corporate Trust Dept, PO Box 393, Charleston, WV 25322
UB-PARKERSBURG	United Bank, Corporate Trust Dept, PO Box 393, Charleston, WV 25322
WESBK-WHEEL	WesBanco Bank, Inc, Trust Wires/12100756, 1 Bank Plaza, Wheeling, WV 26003

**PAYING AGENT BANKS - GOVERNMENTAL BONDHOLDERS**

<u>CODE</u>	<u>PAYING AGENT</u>	<u>BANK NAME AND ADDRESS</u>	<u>AGENCY</u>
BNY	Bank of New York	Bank of NY, 385 Rifle Camp Rd, 3rd Floor, Corp Trust, Woodland Park, NJ 07424	WDA
BBT/WDA	BB&T	BB&T, 300 Summers Street, Charleston, WV 25301	WDA
BPH	BPH	Bureau of Public Health, Internal Governmental Transfer	BPH
GMAC-CPLT1:B1T	Wells Fargo/Berkadia	Berkadia Commerical Mortgage, LLC (GMAC), PO Box 1657, Horsham, PA 19044	
DEP	DEP	Department of Environmental Protection, Internal Governmental Transfer	DEP
UNB	United Bank	United Bank, Corporate Trust Dept, PO Box 393, Charleston, WV 25322	IJDC

**GOVERNMENTAL AGENCIES**

<u>CODE</u>	<u>NAME</u>	<u>ADDRESS</u>	<u>TELEPHONE</u>
BPH	Bureau of Public Health	350 Capitol Street, Room 313, Charleston WV 25301-3713	304-356-4301
DEP	Depart of Environmental Protection	601 57th Street SE, Charleston, WV 25304	304-926-0499
IJDC	Infrastructure Job Develop Council	c/o WDA 1009 Bullitt Street, Charleston, WV 25301	304-558-4607
WDA	Water Development Authority	1009 Bullitt Street, Charleston, WV 25301	304-414-6500



**BOND COUNSELS**

<u>Code</u>	<u>Name</u>	<u>Address</u>	<u>Telephone</u>
BR	Bowles Rice, LLP	600 Quarrier Street, Charleston, WV 25301	304-347-1100
G&G	Goodwin & Goodwin	300 Summers St, Suite 1500, Charleston, WV 25301	304-346-7000
JK	Jackson Kelly	500 Lee Street E, Suite 1600, Charleston, WV 25301	304-340-1000
JTP	John T Poffenbarger	1081/2 Capitol Street, 2nd Floor, Charleston, WV 25301	304-342-1678
LFG	Lewis, Glasser, Casey & Rollins	BB&T Sq, 300 Summers St, Ste 700, Charleston, WV 25301	304-345-2000
S&J	Steptoe & Johnson	Chase Tower, 8th Floor, PO Box 1588, Charleston, WV 25326	304-598-8000
STB	Spilman, Thomas & Battle	300 Kanawha Blvd E., PO Box 273, Charleston, WV 25321	304-340-3800
VLF	Vaughan Law Firm	2020 Kanawha Blvd East, Charleston, WV 25311	304-342-3900

## **ACTIVE BOND ACCOUNTS**

The following is a listing of all the active bond accounts maintained by the Commission, as of the report date. Discretionary accounts and Sinking Funds Accounts for paid out issues are not included. All bond issues paid by the Commission, whether as the paying agent, or through a paying agent, are listed. All reserve accounts for issues paid by others are also included.

**ACCOUNT NAME** -- The name includes the issuer, year, type of issue, and whether the issue is a revenue (REV) or general obligation (GO) issue. All GOs are labeled as such. Additional accounts include Reserve (RES), Depreciation (DEP) or Repair & Replacement (R&R) accounts. On GO issues over \$5 million, tax collections surplus to annual debt service are transferred to a Surplus Collection (SUR COL) account. Issues labeled ESCROW have either been fully funded in cash, or have had specific US Treasury investments purchased to defease the issue with future earnings. Any Reserve accounts labeled (R)\* are restricted reserves that the funds have future obligations.

**ISSUE DATE** -- The date of issue is shown in this column.

**INTEREST RATE** -- This column shows the interest rate, or range of rates, at which this bond was issued. It reflects the actual coupon rate. It is always listed from lowest to highest regardless of the order. Some rates may have matured, and no longer be outstanding.

**ORIGINAL ISSUE** -- This column indicates the amount of the original issue.

**OUTSTANDING** -- This column indicates the principal outstanding as of the report date.

**ACCOUNT BALANCE** -- This column indicates the account balance as of the report date. If this is an escrow account, the balance may include both cash and escrow securities. The investments are carried at cost, which may be different than their matured value, but will defease the issue.

**LAST DEBT** -- This column gives the final maturity year for the bond issue. In some cases where a bond has been advance refunded with escrows purchased for a future call, the year of final call rather than the original final maturity may be shown.

**PAYING AGENT** -- The Commission pays all funds for the debt service to these banks. Due to numerous bank mergers and name changes, the bank shown in this column may not agree with the bank named on the original bond (see Paying Agent address page).  
If a reserve is covered through a Guaranteed Policy rather than funded with cash, then either "LOC" for Letter of Credit or "SB" for Surety Bond will be listed.

**COUNSEL-LEGAL OPINIONS** -- The Commission does not have legal opinions for these issues. If a legal opinion is needed, it can be obtained from the bond counsel for the issue (see Bond Counsel address page).  
If a reserve is covered through a Guaranteed Policy rather than funded with cash, then the final maturity date of the Guaranteed Policy will be listed.

### **DISCLAIMER**

*While every attempt has been made to verify the accuracy of this data, no guarantee of accuracy should be assumed.*

ACCOUNT NAME	ISSUE DATE	INTEREST RATE	ORIGINAL ISSUANCE	OUTSTANDING 6/30/2018	ACCT BALANCE 6/30/2018	LAST DEBT	PAYING AGENT	BOND COUNSEL
Adrian PSD 00-A Water Reserve	10/06/00				83,128.85			
Adrian PSD 04-A Water Reserve	02/18/04				66,488.39			
Adrian PSD 08-A Water Reserve	10/23/08				76,582.52			
Adrian PSD 08-B Water Revenue	10/23/08	0.000 - 0.000	500,000	395,424	2,068.48	09/48	UNB	JK
Adrian PSD 08-B Water Reserve	10/23/08				13,149.66			
Adrian PSD 15-A Water Revenue	12/17/15	0.000 - 0.000	3,517,184	3,446,677	7,822.53	12/55	UNB	S&J
Adrian PSD 15-A Water Reserve	12/17/15				92,502.33			
Adrian PSD 17-A Water Reserve	05/26/17				0.00			
Adrian PSD 88 (Series 89) Water Reserve	07/21/88				58,678.31			
Adrian PSD 96-A Water Reserve	09/11/96				36,020.59			
Adrian PSD 96-B Water Reserve	09/11/96				47,101.99			
Albright 09-A Water Revenue	05/21/09	0.000 - 0.000	324,394	247,867	1,601.31	03/45	UNB	S&J
Albright 09-A Water Reserve	05/21/09				9,455.45			
Alderson 15-A Sewer Refunding Revenue	02/26/15	3.400 - 3.400	97,650	64,050	1,119.37	10/23	OVB:BH	S&J
Alderson 15-A Sewer Refunding Reserve	02/26/15				9,832.41			
Alderson 15-B Sewer Refunding Revenue	02/26/15	3.500 - 3.500	334,300	244,727	3,211.17	10/25	OVB:BH	S&J
Alderson 15-B Sewer Refunding Reserve	02/26/15				33,660.50			
Alderson 16-A Sewer Revenue	08/25/16	0.500 - 0.500	3,040,543	2,808,609	26,704.48	12/27	UNB	S&J
Alderson 16-A Sewer Reserve	08/25/16				315,949.03			
Alderson 16-B Sewer Revenue	08/25/16	0.500 - 0.500	531,501	295,295	1,962.99	06/56	UNB	S&J
Alderson 16-B Sewer Reserve	08/25/16				15,411.06			
Alderson 86-B Sewer Revenue	08/18/86	0.000 - 0.000	90,762	18,618	1,768.00	10/25	BNY	S&J
Alderson 86-B Sewer Reserve	08/18/86				2,363.22			
Alderson 13-A Water Revenue	08/16/13	4.100 - 4.100	200,000	115,315	2,070.93	09/23	UB-Parkersburg	S&J
Alderson 13-A Water Reserve	08/16/13				9,803.17			
Alpine Lake 08-A Sewer Reserve	01/10/08				160,707.42			

ACCOUNT NAME	ISSUE DATE	INTEREST RATE	ORIGINAL ISSUANCE	OUTSTANDING 6/30/2018	ACCT BALANCE 6/30/2018	LAST DEBT	PAYING AGENT	BOND COUNSEL
Alpine Lake 06-A Water Reserve	08/10/06				92,131.61			
Alpine Lake 06-B Water Reserve	08/10/06				49,484.54			
Ansted 00 Sewer Revenue	12/11/00	0.000 - 0.000	580,645	266,110	3,545.36	03/32	DEP	S&J
Ansted 00 Sewer Reserve	12/11/00				19,701.30			
Ansted 99 Sewer System Design Revenue	04/13/99	0.000 - 0.000	183,285	13,746	1,731.37	12/19	DEP	S&J
Ansted 99 Sewer System Design Reserve	04/13/99				11,973.98			
Armstrong PSD 02-A Sewer Revenue	12/01/02	4.000 - 5.600	785,000	340,000	20,154.40	04/25	DTC	S&J
Armstrong PSD 02-A Sewer Reserve	12/01/02				62,940.00			
Armstrong PSD 06-A Sewer Revenue BAN	12/21/06	5.000 - 5.000	50,000	9,171	1,080.91	12/19	BBT/WDA	JK
Armstrong PSD (Deepwater) 94-A Sewer Revenue	11/15/94	6.750 - 6.750	429,000	303,503	14,368.27	10/33	BNY	JK
Armstrong PSD (Deepwater) 94-A Sewer Reserve	11/15/94				31,598.00			
Armstrong PSD 01-A Water Reserve	12/13/01				30,509.38			
Armstrong PSD 11-A Water Reserve	03/28/11				19,627.58			
Athens 00 Water & Sewer Revenue	05/24/00	2.000 - 2.000	711,976	125,715	11,935.98	06/21	DEP	S&J
Athens 00 Water & Sewer Reserve	05/24/00				43,578.14			
Athens 04-A Water & Sewer Revenue	05/26/04	0.000 - 0.000	303,000	202,656	2,752.01	03/44	UNB	S&J
Athens 04-A Water & Sewer Reserve	05/26/04				10,386.11			
Athens 04-B Water & Sewer Revenue	05/26/04	0.000 - 0.000	2,262,000	1,300,650	28,346.15	09/35	DEP	S&J
Athens 04-B Water & Sewer Reserve	05/26/04				76,816.18			
Barrackville 10-A Sewer Revenue	12/22/10	0.000 - 0.000	3,329,658	3,028,752	4,339.38	12/50	UNB	S&J
Barrackville 10-A Sewer Reserve	12/22/10				30,868.69			
Barrackville 10-B Sewer Revenue	12/22/10	0.000 - 0.000	2,500,000	2,221,816	4,672.15	06/42	DEP	S&J
Barrackville 10-B Sewer Reserve (R)*	12/22/10				28,623.92			
Barrackville 85-A Sewer Revenue	12/09/85	9.750 - 9.750	618,894	334,626	36,282.63	10/25	BNY	S&J
Barrackville 85-A Sewer Reserve (R)*	12/09/85				63,039.06			
Barrackville 85-B Sewer Revenue	12/09/85	0.000 - 0.000	308,106	64,864	12,267.86	10/25	BNY	S&J

ACCOUNT NAME	ISSUE DATE	INTEREST RATE	ORIGINAL ISSUANCE	OUTSTANDING 6/30/2018	ACCT BALANCE 6/30/2018	LAST DEBT	PAYING AGENT	BOND COUNSEL
Barrackville 85-B Sewer Reserve (R)*	12/09/85				12,562.30			
Barrackville 87-A Sewer Revenue	11/06/87	8.380 - 8.380	100,379	54,279	5,246.78	10/26	BNY	S&J
Barrackville 87-A Sewer Reserve (R)*	11/06/87				8,954.38			
Barrackville 87-B Sewer Revenue	11/06/87	0.000 - 0.000	24,621	5,831	600.10	10/26	BNY	S&J
Barrackville 87-B Sewer Reserve (R)*	11/06/87				957.23			
Bath 02-A Water Revenue	12/09/02	0.000 - 0.000	1,150,000	584,563	12,392.40	09/33	BPH	JK
Bath 02-A Water Reserve	12/09/02				38,596.18			
Bath 06-A Water Revenue	08/29/06	0.000 - 0.000	1,250,000	791,652	8,163.13	06/37	BPH	JK
Bath 06-A Water Reserve	08/29/06				41,955.97			
Bath 06-B Water Revenue	08/29/06	0.000 - 0.000	1,237,000	905,515	5,339.34	06/46	UNB	JK
Bath 06-B Water Reserve	08/29/06				32,589.03			
Bath 08-A Water Refunding Revenue	11/05/08	4.290 - 4.290	1,091,000	521,501	18,759.06	09/24	BBT Govment	S&J
Bath 08-A Water Refunding Reserve	11/05/08				96,094.75			
Bath 09-A Water Revenue	10/29/09	0.000 - 0.000	2,193,910	1,663,703	6,310.09	03/41	BPH	S&J
Bath 09-A Water Reserve	10/29/09				57,651.32			
Bath 14-A Water Revenue	11/20/14	1.000 - 1.000	1,000,000	951,533	2,702.86	09/54	UNB	S&J
Bath 14-A Water Reserve	11/20/14				7,388.16			
Beckley 09 Parking Refunding Revenue	09/17/09	3.750 - 4.700	1,485,000	840,000	23,376.14	06/26	DTC	S&J
Beckley 09 Parking Refunding Reserve	09/17/09				66,782.17			
Beckley 04-A Sewer Revenue	09/28/04	2.000 - 2.000	9,039,000	4,052,748	150,938.84	06/26	DEP	VLF
Beckley 04-A Sewer Reserve	09/28/04				552,726.25			
Beckley 09-A Sewer Revenue	09/18/09	2.000 - 2.000	679,316	431,455	11,342.74	03/30	DEP	JK
Beckley 09-A Sewer Reserve	09/18/09				41,539.87			
Beckley 09-C Sewer Revenue	09/18/09	0.000 - 0.000	1,035,783	835,293	5,179.59	09/49	DEP	JK
Beckley 09-C Sewer Reserve	09/18/09				26,890.44			
Beckley 15-A Sewer Revenue	10/22/15	0.500 - 0.500	3,740,214	3,591,308	13,347.17	06/46	DEP	S&J

ACCOUNT NAME	ISSUE DATE	INTEREST RATE	ORIGINAL ISSUANCE	OUTSTANDING 6/30/2018	ACCT BALANCE 6/30/2018	LAST DEBT	PAYING AGENT	BOND COUNSEL
Beckley 15-A Sewer Reserve	10/22/15				18,476.53			
Beckley 17 Sewer Refunding Revenue	06/22/17	2.750 - 3.350	15,450,000	15,250,000	296,299.11	06/33	TEXAS CAPITAL	D&S
Beckley 17 Sewer Refunding Reserve	06/22/17				502,968.16			
Beckley 98-A Sewer Revenue	03/17/98	2.000 - 2.000	11,000,000	1,147,115	182,741.54	03/20	DEP	VLF
Beckley 98-A Sewer Reserve	03/17/98				672,640.52			
Beckley 10-A Stormwater Revenue	12/15/10	3.870 - 3.870	2,000,000	1,431,849	24,498.91	01/31	JPMC:BH	S&J
Belington 04-A Water & Sewer Reserve	07/15/04				17,971.95			
Belington 04-B Water & Sewer Reserve	07/15/04				45,405.55			
Belington 04-C Water & Sewer Revenue	07/15/04	0.000 - 0.000	1,000,000	675,325	2,554.72	06/44	UNB	S&J
Belington 04-C Water & Sewer Reserve	07/15/04				26,412.70			
Belington 12-A Water & Sewer Revenue	09/20/12	0.000 - 0.000	1,250,000	1,099,850	2,810.03	09/52	UNB	S&J
Belington 12-A Water & Sewer Reserve	09/20/12				14,262.11			
Belington 12-B Water & Sewer Reserve	09/20/12				26,100.16			
Belington 12-C Water & Sewer Reserve	09/20/12				20,353.49			
Belington 13-A Water & Sewer Revenue	11/13/13	1.000 - 1.000	667,188	586,861	2,935.59	09/53	UNB	S&J
Belington 13-A Water & Sewer Reserve	11/13/13				6,558.42			
Belington 97-A Water & Sewer Revenue	03/03/97	6.250 - 6.250	475,000	349,155	13,964.90	10/35	BNY	S&J
Belington 97-A Water & Sewer Reserve	03/03/97				33,081.43			
Belle 08-A Sewer Revenue	11/20/08	0.000 - 0.000	1,945,100	1,393,974	6,014.09	12/39	DEP	S&J
Belle 08-A Sewer Reserve	11/20/08				65,936.89			
Belle 09-A Sewer Revenue	09/25/09	0.000 - 0.000	275,396	206,546	1,718.66	12/40	DEP	S&J
Belle 09-A Sewer Reserve	09/25/09				9,341.46			
Belle 17-A Sewer Revenue	07/11/17	0.250 - 0.250	4,045,000	3,529,150	0.00	06/57	DEP	S&J
Belle 17-A Sewer Reserve	07/11/17				0.00			
Belmont 04-A Sewer Revenue	08/19/04	0.000 - 0.000	1,219,978	721,820	27,435.01	03/36	DEP	S&J
Belmont 04-A Sewer Reserve	08/19/04				46,608.16			

ACCOUNT NAME	ISSUE DATE	INTEREST RATE	ORIGINAL ISSUANCE	OUTSTANDING 6/30/2018	ACCT BALANCE 6/30/2018	LAST DEBT	PAYING AGENT	BOND COUNSEL
Belmont 97-A Water Revenue	12/15/97	6.250 - 6.250	1,302,490	962,424	70,971.27	10/35	BNY	S&J
Belmont 97-A Water Reserve	12/15/97				91,186.99			
Benwood 11-A Water Revenue	03/17/11	0.000 - 0.000	1,548,512	1,308,512	3,521.41	03/51	UNB	S&J
Benwood 11-A Water Reserve	03/17/11				40,624.82			
Benwood 00-A Sewer Revenue	12/20/00	0.000 - 0.000	318,300	145,860	2,881.33	03/32	DEP	S&J
Benwood 00-A Sewer Reserve	12/20/00				10,677.63			
Benwood 00-B Sewer Revenue	12/20/00	0.000 - 0.000	245,600	142,575	1,600.61	12/40	UNB	S&J
Benwood 00-B Sewer Reserve	12/20/00				6,379.57			
Benwood 17-A Sewer Revenue	07/11/17	0.250 - 0.250	2,404,539	1,868,470	0.00	06/57	DEP	S&J
Benwood 17-A Sewer Reserve	07/11/17				0.00			
Berkeley County Schools 10 GO	02/17/10	2.000 - 4.000	51,500,000	28,315,000	454,350.01	05/25	DTC	S&J
Berkeley County Schools 10 GO Sur Col	02/17/10				3,980,706.57			
Berkeley County Sewer PSD 00-A Revenue	05/25/00	0.000 - 0.000	937,500	382,788	3,263.01	09/30	DEP	S&J
Berkeley County Sewer PSD 00-A Reserve	05/25/00				31,912.22			
Berkeley County Sewer PSD 01-A Revenue	03/30/01	1.000 - 1.000	429,000	65,949	2,112.66	03/21	UNB	S&J
Berkeley County Sewer PSD 01-A Reserve	03/30/01				24,800.45			
Berkeley County Sewer PSD 01-B Revenue	08/07/01	0.000 - 0.000	2,909,850	1,309,416	12,710.12	12/31	DEP	S&J
Berkeley County Sewer PSD 01-B Reserve	08/07/01				0.00			SB 12/01/2031
Berkeley County Sewer PSD 02-A Revenue	05/09/02	0.000 - 0.000	750,000	356,250	2,608.27	09/32	DEP	S&J
Berkeley County Sewer PSD 02-A Reserve	05/09/02				25,469.28			
Berkeley County Sewer PSD 02-B Revenue	07/11/02	0.000 - 0.000	456,548	216,833	1,588.96	09/32	DEP	S&J
Berkeley County Sewer PSD 02-B Reserve	07/11/02				15,808.96			
Berkeley County Sewer PSD 02-C Revenue	08/28/02	0.000 - 0.000	30,500,000	16,423,064	115,899.05	03/34	DEP	S&J
Berkeley County Sewer PSD 02-C Reserve	08/28/02				0.00			SB 03/01/2034
Berkeley County Sewer PSD 02-D Revenue	08/28/02	5.800 - 5.800	4,965,465	4,098,777	147,974.64	10/39	BNY	S&J
Berkeley County Sewer PSD 02-D Reserve	08/28/02				0.00			SB 10/01/2039

ACCOUNT NAME	ISSUE DATE	INTEREST RATE	ORIGINAL ISSUANCE	OUTSTANDING 6/30/2018	ACCT BALANCE 6/30/2018	LAST DEBT	PAYING AGENT	BOND COUNSEL
Berkeley County Sewer PSD 02-E Revenue	08/28/02	5.800 - 5.800	560,822	474,853	15,750.52	10/41	BBT/WDA	S&J
Berkeley County Sewer PSD 02-E Reserve	08/28/02				37,784.41			
Berkeley County Sewer PSD 03-A Revenue	08/14/03	2.000 - 2.000	252,922	79,888	1,622.62	12/23	DEP	S&J
Berkeley County Sewer PSD 03-A Reserve	08/14/03				15,644.49			
Berkeley County Sewer PSD 03-B Revenue	08/14/03	2.000 - 2.000	330,862	104,503	2,134.62	12/23	DEP	S&J
Berkeley County Sewer PSD 03-B Reserve	08/14/03				20,457.61			
Berkeley County Sewer PSD 04-A Revenue	11/30/04	0.000 - 0.000	1,999,600	1,231,637	5,692.40	09/39	UNB	S&J
Berkeley County Sewer PSD 04-A Reserve	11/30/04				0.00			SB 09/01/2039
Berkeley County Sewer PSD 09-A Revenue	07/31/09	4.000 - 5.300	2,695,000	1,830,000	89,954.36	03/29	DTC	S&J
Berkeley County Sewer PSD 09-A Reserve	07/31/09				229,428.84			
Berkeley County Sewer PSD 09-B Revenue	07/31/09	0.000 - 0.000	1,000,000	634,614	11,074.16	09/29	UNB	S&J
Berkeley County Sewer PSD 09-B Reserve	07/31/09				0.00			SB 09/01/2029
Berkeley County Sewer PSD 13-A Refunding Revenue Escrow	08/22/13	2.600 - 3.750	9,615,000	8,840,000	1,923.65	10/26	DTC	S&J
Berkeley County Sewer PSD 13-C Refunding Revenue	12/19/13	2.000 - 3.500	2,880,000	2,035,000	226,538.06	10/25	DTC	S&J
Berkeley County Sewer PSD 13-C Refunding Reserve	12/19/13				292,763.73			
Berkeley County Sewer PSD 13-D Revenue	12/20/13	0.000 - 0.000	1,116,602	879,316	4,840.32	03/34	UNB	S&J
Berkeley County Sewer PSD 13-D Reserve	12/20/13				0.00			SB 03/01/2034
Berkeley County Sewer PSD 15-A Revenue	02/12/15	0.000 - 0.000	26,435,450	24,439,797	65,871.96	12/54	DEP	S&J
Berkeley County Sewer PSD 15-A Reserve	02/12/15				0.00			SB 12/01/2054
Berkeley County Sewer PSD 15-B Revenue	02/12/15	1.000 - 1.000	10,623,472	10,332,043	29,054.66	12/54	UNB	S&J
Berkeley County Sewer PSD 15-B Reserve	02/12/15				0.00			SB 12/01/2054
Berkeley County Sewer PSD 15-C Revenue	02/12/15	1.000 - 4.500	16,970,000	16,225,000	154,501.71	10/35	DTC	S&J
Berkeley County Sewer PSD 15-C Reserve	02/12/15				0.00			SB 10/01/2035
Berkeley County Sewer PSD 16-A Revenue	02/24/16	0.000 - 0.000	163,871	147,479	1,063.65	06/36	UNB	S&J
Berkeley County Sewer PSD 16-A Reserve	02/24/16				1,724.82			
Berkeley County Sewer PSD 16-B Revenue	04/21/16	1.450 - 5.000	29,300,000	29,165,000	158,651.23	06/46	DTC	S&J



ACCOUNT NAME	ISSUE DATE	INTEREST RATE	ORIGINAL ISSUANCE	OUTSTANDING 6/30/2018	ACCT BALANCE 6/30/2018	LAST DEBT	PAYING AGENT	BOND COUNSEL
Berkeley County Sewer PSD 16-B Reserve	04/21/16				0.00			SB 06/01/2045
Berkeley County Sewer PSD 17-A Revenue	06/30/17	0.000 - 0.000	1,100,000	919,274	0.00	06/40	UNB	S&J
Berkeley County Sewer PSD 17-A Reserve	06/30/17				55,600.26			
Berkeley County Sewer PSD 17-B Refunding Revenue	11/01/17	2.300 - 2.300	8,587,000	8,587,000	145,786.04	10/26	BBT Govment	S&J
Berkeley County Sewer PSD 17-B Refunding Reserve	11/01/17				0.00			SB 10/01/2026
Berkeley County Sewer PSD 86-B Revenue	03/07/86	0.000 - 0.000	1,638,194	344,883	40,515.78	10/25	BNY	S&J
Berkeley County Sewer PSD 86-B Reserve	03/07/86				0.00			SB 10/01/2025
Berkeley County Sewer PSD 90-A Revenue	05/03/90	7.850 - 7.850	828,629	521,399	37,789.03	10/29	BNY	S&J
Berkeley County Sewer PSD 90-A Reserve	05/03/90				0.00			SB 10/01/2029
Berkeley County Sewer PSD 90-B Revenue	05/03/90	0.000 - 0.000	38,669	11,898	1,354.59	10/29	BNY	S&J
Berkeley County Sewer PSD 90-B Reserve	05/03/90				1,149.06			
Berkeley County Sewer PSD 94-A Revenue	10/05/94	6.750 - 6.750	494,288	349,692	19,194.49	10/33	BNY	S&J
Berkeley County Sewer PSD 94-A Reserve	10/05/94				37,001.00			
Berkeley County Sewer PSD 99-A Revenue	10/28/99	0.000 - 0.000	30,707,296	13,500,618	117,269.73	03/31	DEP	S&J
Berkeley County Sewer PSD 99-A Reserve	10/28/99				0.00			SB 03/01/2031
Berkeley County PSD 01-A Water Revenue	10/25/01	5.800 - 5.800	2,010,000	1,618,511	64,441.21	10/39	BNY	S&J
Berkeley County PSD 01-A Water Reserve	10/25/01				0.00			SB 10/01/2039
Berkeley County PSD 03-C Water Revenue	05/15/03	5.000 - 5.000	2,430,000	989,705	138,136.08	10/23	BNY	S&J
Berkeley County PSD 03-C Water Reserve	05/15/03				195,266.40			
Berkeley County PSD 12-A Water Revenue	12/20/12	1.000 - 2.375	7,425,000	4,740,000	258,212.50	12/24	DTC	S&J
Berkeley County PSD 12-A Water Reserve	12/20/12				743,547.15			
Berkeley County PSD 12-B Water Revenue	12/20/12	1.000 - 3.250	7,800,000	7,675,000	57,807.45	12/32	DTC	S&J
Berkeley County PSD 12-B Water Reserve	12/20/12				740,044.53			
Berkeley County PSD 13-A Water Refunding Revenue	12/30/13	2.000 - 4.500	9,900,000	9,800,000	82,403.52	12/33	DTC	S&J
Berkeley County PSD 13-A Water Refunding Reserve	12/30/13				0.00			SB 12/01/2033
Berkeley County PSD 13-B Water Refunding Revenue	12/30/13	1.400 - 3.950	2,875,000	1,155,000	310,582.40	12/20	DTC	S&J

ACCOUNT NAME	ISSUE DATE	INTEREST RATE	ORIGINAL ISSUANCE	OUTSTANDING 6/30/2018	ACCT BALANCE 6/30/2018	LAST DEBT	PAYING AGENT	BOND COUNSEL
Berkeley County PSD 13-B Water Refunding Reserve	12/30/13				287,907.53			
Berkeley County PSD 15-A Water Refunding Revenue	06/01/15	2.000 - 3.250	9,575,000	9,255,000	77,002.38	12/36	DTC	S&J
Berkeley County PSD 15-A Water Refunding Reserve	02/26/15				0.00			SB 12/01/2036
Berkeley County PSD 15-B Water Refunding Revenue	02/26/15	2.000 - 2.000	525,000	135,000	92,495.35	12/18	DTC	S&J
Berkeley County PSD 15-B Water Refunding Reserve	02/26/15				0.00			SB 12/01/2018
Berkeley County PSD 15-C Water Refunding Revenue	10/01/15	0.600 - 3.700	9,910,000	9,805,000	89,435.53	12/37	DTC	S&J
Berkeley County PSD 15-C Water Refunding Reserve	10/01/15				0.00			SB 12/01/2037
Berkeley County PSD 15-D Water Refunding Revenue	10/01/15	2.000 - 3.000	2,150,000	2,065,000	60,193.98	12/25	DTC	S&J
Berkeley County PSD 15-D Water Refunding Reserve	10/01/15				0.00			SB 12/01/2025
Berkeley County PSD 15-E Water Refunding Revenue	12/01/15	2.000 - 3.000	5,460,000	4,865,000	549,379.39	12/28	DTC	S&J
Berkeley County PSD 15-E Water Refunding Reserve	12/01/15				0.00			SB 12/01/2028
Berkeley County PSD 16-A Water Revenue	07/20/16	3.000 - 3.000	5,213,278	4,795,026	0.00	06/39	UNB	S&J
Berkeley County PSD 16-A Water Reserve	07/20/16				0.00			
Berkeley County PSD 17 Water BAN	12/28/17	1.780 - 1.780	10,000,000	10,000,000	30,850.96	12/20	BBT Govment	S&J
Berkeley County (Hedgesville 93-B) PSD 93-C Water Revenue	03/08/93	0.000 - 0.000	17,629	6,328	840.13	10/31	BNY	BR
Berkeley County (Hedgesville 93B) PSD 93C W Reserve	03/08/93				460.48			
Berkeley County (Opequon 93) PSD 93-D Water Revenue	07/29/93	6.750 - 6.750	10,257,957	7,215,556	391,810.77	04/33	BNY	BR
Berkeley County (Opequon 93) PSD 93-D W Reserve (R)*	07/29/93				111,574.77			SB 04/01/2033
Berkeley County (Hedgesville 93-A) PSD 93-B Water Revenue	03/08/93	7.750 - 7.750	528,871	362,605	22,565.80	10/31	BNY	BR
Berkeley County (Hedgesville 93A) PSD 93B W Reserve	03/08/93				43,408.77			
Berkeley County (Hedgesville 96) PSD 96 Water Revenue	08/06/96	6.250 - 6.250	677,158	496,439	23,992.13	10/35	BNY	BR
Berkeley County (Hedgesville 96) PSD 96 W Reserve	08/06/96				0.00			SB 10/01/2035
Bethany 05-A Sewer Revenue	02/22/05	3.000 - 3.000	1,250,000	590,797	10,139.81	06/26	UNB	S&J
Bethany 05-A Sewer Reserve	02/22/05				83,667.03			
Bethany 09-A Sewer Reserve	06/19/09				19,466.92			
Beverly 01-A Sewer Revenue	09/11/01	0.000 - 0.000	300,000	137,500	1,024.93	03/32	DEP	S&J

ACCOUNT NAME	ISSUE DATE	INTEREST RATE	ORIGINAL ISSUANCE	OUTSTANDING 6/30/2018	ACCT BALANCE 6/30/2018	LAST DEBT	PAYING AGENT	BOND COUNSEL
Beverly 01-A Sewer Reserve	09/11/01				10,201.40			
Beverly 82-B Sewer Revenue	10/28/82	0.000 - 0.000	86,500	4,676	1,966.32	10/19	BNY	S&J
Beverly 97-A Sewer Revenue	08/28/97	0.000 - 0.000	248,258	120,176	6,571.65	06/37	UNB	S&J
Beverly 97-A Sewer Reserve	08/28/97				6,452.91			
Beverly 12-A Water Revenue	08/29/12	0.000 - 0.000	3,800,000	3,261,661	12,535.57	03/44	BPH	S&J
Beverly 12-A Water Reserve	08/29/12				55,608.85			
Big Bend PSD 98 Sewer Revenue	05/13/98	0.000 - 0.000	208,920	105,125	914.02	03/38	UNB	JTP
Big Bend PSD 98 Sewer Reserve	05/13/98				5,432.10			
Big Bend PSD 13-A Water Reserve	06/17/13				5,893.21			
Bingamon PSD 05-A Water Reserve	08/24/05				22,606.67			
Birch River PSD 09-A Water Reserve	10/19/09				22,539.26			
Birch River PSD 14-A Water Reserve	12/22/14				1,640.65			
Bluefield 00-A Sewer Revenue	07/13/00	0.000 - 0.000	307,000	42,207	1,786.44	03/21	DEP	VLF
Bluefield 00-A Sewer Reserve	07/13/00				15,639.10			
Bluefield 13-A Sewer Revenue	06/27/13	0.500 - 0.500	1,358,924	1,189,286	5,010.48	06/44	DEP	S&J
Bluefield 13-A Sewer Reserve	06/27/13				20,198.39			
Bluefield 99-A (Series 98-A) Sewer Revenue	05/20/99	0.000 - 0.000	1,116,645	167,496	6,439.76	06/21	DEP	VLF
Bluefield 99-A (Series 98-A) Sewer Reserve	05/20/99				56,876.13			
Bluewell PSD 00 Water Revenue	08/29/00	0.000 - 0.000	1,275,000	563,125	8,960.50	09/31	BPH	S&J
Bluewell PSD 00 Water Reserve	08/29/00				43,227.30			
Bluewell PSD 04 Water Reserve	06/30/04				40,181.36			
Bluewell PSD 05-A Water Reserve	04/13/05				19,271.99			
Bluewell PSD 05-B Water Reserve	04/13/05				652.14			
Bluewell PSD 10-A Water Revenue	01/29/10	3.970 - 3.970	300,000	58,605	6,149.85	02/20	BBT Govment	S&J
Bluewell PSD 10-A Water Reserve	01/31/10				37,018.54			
Boone County (Danville) PSD 93-A Sewer Revenue	07/30/93	6.750 - 6.750	4,384,319	3,083,976	177,338.61	04/33	BNY	S&J

ACCOUNT NAME	ISSUE DATE	INTEREST RATE	ORIGINAL ISSUANCE	OUTSTANDING 6/30/2018	ACCT BALANCE 6/30/2018	LAST DEBT	PAYING AGENT	BOND COUNSEL
Boone County (Danville) PSD 93-A Sewer Reserve	07/30/93				322,647.03			
Boone County PSD 08-A Sewer Revenue	04/16/08	0.000 - 0.000	1,200,000	927,248	5,614.69	03/48	UNB	S&J
Boone County PSD 08-A Sewer Reserve	04/16/08				31,324.69			
Boone County PSD 00-A Water Revenue	04/26/00	0.000 - 0.000	2,130,000	923,000	6,856.29	06/31	BPH	S&J
Boone County PSD 00-A Water Reserve	04/26/00				0.00			LOC 06/01/2031
Boone County PSD 00-B Water Revenue	04/26/00	0.000 - 0.000	4,909,161	2,755,464	10,580.03	03/40	UNB	S&J
Boone County PSD 00-B Water Reserve	04/26/00				0.00			LOC 03/01/2040
Boone County PSD 10-A Water Revenue	10/14/10	0.000 - 0.000	1,062,000	889,585	2,308.77	09/50	UNB	S&J
Boone County PSD 10-A Water Reserve	10/14/10				0.00			LOC 06/01/2022
Boone-Raleigh PSD 94-A Sewer Revenue	07/20/94	6.750 - 6.750	1,543,981	1,092,314	63,681.62	10/33	BNY	JK
Boone-Raleigh PSD 94-A Sewer Reserve	07/20/94				114,396.96			
Bradley PSD 02-A Sewer Revenue	06/25/02	0.000 - 0.000	293,000	144,038	2,170.46	03/33	DEP	G&G
Bradley PSD 02-A Sewer Reserve	06/25/02				9,932.04			
Bradley PSD 05-A Sewer Refunding Revenue	01/14/05	0.000 - 0.000	6,192,677	3,767,212	18,946.53	09/36	DEP	G&G
Bradley PSD 05-A Sewer Refunding Reserve	01/14/05				208,808.75			
Bradley PSD 17-A Sewer Refunding Revenue	06/08/17	2.400 - 3.500	2,640,000	2,535,000	73,447.64	03/33	DTC	S&J
Bradley PSD 17-A Sewer Refunding Reserve	06/06/17				221,232.16			
Bradshaw 93-A Sewer Revenue	03/31/93	7.750 - 7.750	245,806	168,529	10,307.19	10/31	BNY	S&J
Bradshaw 93-A Sewer Reserve	03/31/93				20,285.73			
Bradshaw 93-B Sewer Revenue	03/31/93	0.000 - 0.000	8,194	2,942	183.47	10/31	BNY	S&J
Bradshaw 93-B Sewer Reserve	03/31/93				233.76			
Branchland/Midkiff PSD 09-A Water Revenue	06/24/09	0.000 - 0.000	4,100,000	3,279,988	9,123.96	06/49	UNB	S&J
Branchland/Midkiff PSD 09-A Water Reserve	06/24/09				107,605.68			
Branchland/Midkiff PSD 11-A Water Revenue	12/22/11	0.000 - 0.000	1,247,000	1,085,040	2,793.13	12/51	UNB	S&J
Branchland/Midkiff PSD 11-A Water Reserve	12/22/11				32,943.55			
Branchland/Midkiff PSD 98 Water Revenue	07/29/98	0.000 - 0.000	1,280,000	660,646	2,849.13	06/38	UNB	G&G

ACCOUNT NAME	ISSUE DATE	INTEREST RATE	ORIGINAL ISSUANCE	OUTSTANDING 6/30/2018	ACCT BALANCE 6/30/2018	LAST DEBT	PAYING AGENT	BOND COUNSEL
Branchland/Midkiff PSD 98 Water Reserve	07/29/98				33,593.51			
Braxton County Schools 16 Refunding GO	06/30/16	2.000 - 5.000	11,860,000	10,325,000	244,017.82	05/29	DTC	BRM
Braxton County Schools 16 Ref GO Sur Col	06/30/16				231,003.19			
Brooke County PSD 03-A Sewer Revenue	10/10/03	0.000 - 0.000	606,211	336,407	4,692.05	03/35	DEP	BR
Brooke County PSD 03-A Sewer Reserve	10/10/03				28,466.88			
Brooke County PSD 10-A Sewer Revenue	03/18/10	0.000 - 0.000	2,517,800	2,103,675	5,714.07	03/50	UNB	S&J
Brooke County PSD 10-A Sewer Reserve	03/18/10				42,587.99			
Brooke County PSD 15-A Sewer Revenue	06/02/15	1.000 - 1.000	1,000,000	956,794	3,367.78	12/46	UNB	S&J
Brooke County PSD 15-A Sewer Reserve	06/02/15				6,168.05			
Brooke County PSD 97-A Sewer Revenue	12/09/97	0.000 - 0.000	450,000	17,089	4,759.91	03/19	DEP	JK
Brooke County PSD 97-A Sewer Reserve	12/09/97				29,940.22			
Brooke County PSD 97-B Sewer Revenue	12/09/97	0.000 - 0.000	2,163,971	1,096,037	10,417.50	12/37	UNB	JK
Brooke County PSD 97-B Sewer Reserve	12/09/97				73,465.27			
Brooke County PSD 97-C Sewer Revenue	12/09/97	1.000 - 1.000	450,000	450,000	0.00	12/37	UNB	JK
Brooke County PSD 97-C Sewer Reserve	12/09/97				26,533.31			
Brooke County PSD 03-A Water Revenue	10/10/03	0.000 - 0.000	764,000	494,641	1,957.99	09/43	UNB	BR
Brooke County PSD 03-A Water Reserve	10/10/03				20,448.23			
Brooke County Schools 15 GO	05/05/15	2.000 - 4.000	15,000,000	12,630,000	93,537.26	06/30	DTC	G&G
Brooke County Schools 15 GO Surplus Collections	05/05/15				338,245.15			
Brooke County Schools 83 GO Bank Fee	02/01/83				336.89			
Buckhannon 09-A Sewer Refunding Revenue	04/23/09	4.230 - 4.230	2,004,608	1,068,595	28,767.96	10/25	BBT Govment	JK
Buckhannon 86-B Sewer Revenue	03/12/86	0.000 - 0.000	1,081,160	216,232	54,296.29	10/25	BNY	VLF
Buckhannon 86-B Sewer Reserve	03/12/86				52,509.01			
Buckhannon 16-A Water Revenue	02/18/16	1.500 - 4.000	3,755,000	3,600,000	91,110.54	03/36	DTC	VLF
Buckhannon 16-A Water Reserve	02/18/16				275,300.27			
Buffalo Creek PSD 15-A Sewer Reserve	03/06/15				19,052.46			

ACCOUNT NAME	ISSUE DATE	INTEREST RATE	ORIGINAL ISSUANCE	OUTSTANDING 6/30/2018	ACCT BALANCE 6/30/2018	LAST DEBT	PAYING AGENT	BOND COUNSEL
Buffalo Creek PSD 15-B Sewer Reserve	03/06/15				4,432.98			
Buffalo Creek PSD 90-A Sewer Revenue	07/24/90	8.100 - 8.100	438,497	280,843	16,905.24	10/29	BNY	S&J
Buffalo Creek PSD 90-A Sewer Reserve	07/24/90				37,461.00			
Buffalo Creek PSD 98-A Sewer Revenue	10/22/98	2.000 - 2.000	1,797,894	161,105	10,484.20	12/19	DEP	JK
Buffalo Creek PSD 98-A Sewer Reserve	10/22/98				109,291.00			
Buffalo 10-A Sewer Revenue	11/09/10	0.000 - 0.000	440,312	378,454	712.28	12/37	UNB	S&J
Buffalo 10-A Sewer Reserve	11/09/10				34,167.54			
Buffalo 90-A Sewer Revenue	09/06/90	8.100 - 8.100	280,168	179,440	11,564.17	10/29	BNY	JK
Buffalo 90-A Sewer Reserve	09/06/90				24,099.78			
Buffalo 90-B Sewer Revenue	09/06/90	0.000 - 0.000	12,652	3,995	397.84	10/29	BNY	JK
Buffalo 90-B Sewer Reserve	09/06/90				523.48			
Buffalo 90-C Sewer Reserve	09/06/90				26,705.21			
Buffalo 97-B Lot 2 Sewer Revenue	12/04/97	0.000 - 0.000	768,395	386,676	3,434.78	12/37	UNB	S&J
Buffalo 97-A Sewer Revenue	12/04/97	0.000 - 0.000	600,000	22,500	3,789.90	03/19	DEP	S&J
Buffalo 97-A Sewer Reserve	12/04/97				31,562.90			
Buffalo 97-B Sewer Revenue	12/04/97	0.000 - 0.000	1,263,797	635,975	3,741.57	12/37	UNB	S&J
Buffalo 97-B Sewer Reserve	12/04/97				55,189.64			
Buffalo 97-C Sewer Revenue	12/04/97	0.000 - 0.000	600,000	600,000	2,262.94	12/37	UNB	S&J
Buffalo 97-C Sewer Reserve	12/04/97				32,420.96			
Burnsville 15-A Water Revenue	11/20/15	1.000 - 1.000	2,410,063	2,317,148	7,023.97	09/55	UNB	S&J
Burnsville 15-A Water Reserve	11/20/15				8,275.60			
Cabell County Schools 15 Refunding GO	10/06/15	2.000 - 5.000	29,120,000	15,215,000	602,837.82	05/21	DTC	S&J
Cabell County Schools 15 Refunding GO Sur Col	10/06/15				2,108,874.97			
Calhoun County Schools 11 GO	07/21/11	3.250 - 4.200	3,560,000	2,705,000	246,698.69	06/31	DTC	G&G
Camden-on-Gauley 97-B Sewer Revenue	08/28/97	0.000 - 0.000	555,400	272,325	2,403.48	06/37	UNB	JK
Camden-on-Gauley 97-B Sewer Reserve	08/28/97				14,489.04			

ACCOUNT NAME	ISSUE DATE	INTEREST RATE	ORIGINAL ISSUANCE	OUTSTANDING 6/30/2018	ACCT BALANCE 6/30/2018	LAST DEBT	PAYING AGENT	BOND COUNSEL
Camden-on-Gauley 13-A Water Revenue	05/24/13	0.000 - 0.000	880,500	763,092	2,914.13	06/44	BPH	S&J
Camden-on-Gauley 13-A Water Reserve	05/24/13				47,986.27			
Cameron 00-A Sewer Revenue	07/13/00	0.000 - 0.000	2,530,188	1,464,844	7,745.63	06/40	UNB	S&J
Cameron 00-A Sewer Reserve	07/13/00				67,538.81			
Canaan Valley PSD 10-A Sewer Revenue	01/22/10	0.000 - 0.000	2,965,216	2,458,008	6,734.19	12/49	DEP	S&J
Canaan Valley PSD 10-A Sewer Reserve	01/22/10				52,157.21			
Capon Bridge 13-A Water Revenue	10/02/13	0.000 - 0.000	1,989,000	1,790,100	6,600.10	06/45	BPH	S&J
Capon Bridge 13-A Water Reserve	10/02/13				149,059.75			
Carpendale 91-A Sewer Revenue	10/10/91	7.750 - 7.750	968,298	663,885	47,164.27	10/31	BNY	S&J
Carpendale 91-A Sewer Reserve	10/10/91				79,910.79			
Carpendale 91-B Sewer Revenue	10/10/91	0.000 - 0.000	32,277	11,587	915.96	10/31	BNY	S&J
Carpendale 91-B Sewer Reserve	10/10/91				967.31			
Carpendale 94 Water Revenue	04/22/94	6.750 - 6.750	801,000	563,432	34,916.38	10/33	BNY	S&J
Carpendale 94 Water Reserve	04/22/94				59,063.68			
Cedar Grove 02 Sewer Revenue	07/31/02	0.000 - 0.000	1,500,000	750,000	8,960.22	06/33	DEP	S&J
Cedar Grove 02 Sewer Reserve	07/31/02				50,000.00			
Cedar Grove 94 Sewer Revenue	09/02/94	6.750 - 6.750	222,000	157,058	8,041.54	10/33	BNY	JK
Cedar Grove 94 Sewer Reserve	09/02/94				16,351.00			
Cedar Grove 81 (Series 79) Water Revenue	04/01/81	5.000 - 5.000	535,000	86,806	10,836.02	04/21	GMAC-CPLT1:B1T	JK
Cedar Grove 81 (Series 79) Water Reserve	04/01/81				31,806.21			
Cedar Grove 81 (Series 79) Water R&R	04/01/81				1,673.74			
Center PSD 05-A Sewer Revenue	08/30/05	0.000 - 0.000	197,500	136,731	431.96	06/45	UNB	S&J
Center PSD 05-A Sewer Reserve	08/30/05				5,064.00			
Center PSD 89-A Sewer Revenue	11/22/89	8.400 - 8.400	1,415,213	917,069	54,963.49	10/29	BNY	S&J
Center PSD 89-A Sewer Reserve	11/22/89				124,225.00			
Center PSD 89-B Sewer Revenue	11/22/89	0.000 - 0.000	209,787	64,550	4,033.96	10/29	BNY	S&J

ACCOUNT NAME	ISSUE DATE	INTEREST RATE	ORIGINAL ISSUANCE	OUTSTANDING 6/30/2018	ACCT BALANCE 6/30/2018	LAST DEBT	PAYING AGENT	BOND COUNSEL
Center PSD 89-B Sewer Reserve	11/22/89				5,380.00			
Central Boaz PSD 17-A Sewer Revenue	08/08/17	0.250 - 0.250	2,995,000	2,427,186	0.00	06/57	DEP	BR
Central Boaz PSD 17-A Sewer Reserve	08/08/17				0.00			
Central Boaz PSD 88-A Sewer Revenue	05/19/88	9.000 - 9.000	692,181	388,165	31,235.75	10/26	BNY	BR
Central Boaz PSD 88-A Sewer Reserve	05/19/88				65,193.43			
Central Boaz PSD 88-B Sewer Revenue	05/19/88	0.000 - 0.000	248,215	58,788	4,933.52	10/26	BNY	BR
Central Boaz PSD 88-B Sewer Reserve	05/19/88				6,631.50			
Central Boaz PSD 12-A Water Reserve	06/27/12				26,553.77			
Central Boaz PSD 12-B Water Reserve	06/27/12				2,275.99			
Central Hampshire PSD 05-A Sewer Revenue	03/11/05	0.000 - 0.000	1,725,000	1,725,000	0.00	03/39	UNB	S&J
Central Hampshire PSD 05-A Sewer Reserve	03/11/05				0.00			
Central Hampshire PSD 05-B Sewer Revenue	03/11/05	0.000 - 0.000	1,599,500	1,341,212	1,796.22	03/39	UNB	S&J
Central Hampshire PSD 05-B Sewer Reserve	03/11/05				25,904.82			
Central Hampshire PSD 05-C Sewer Revenue	03/11/05	0.000 - 0.000	220,203	152,011	473.99	03/45	UNB	S&J
Central Hampshire PSD 05-C Sewer Reserve	03/11/05				5,749.23			
Central Hampshire PSD 99-A Sewer Revenue	04/27/99	0.000 - 0.000	2,836,000	319,050	13,034.25	09/20	DEP	S&J
Central Hampshire PSD 99-A Sewer Reserve (R)*	04/27/99				143,421.23			
Central Hampshire PSD 06-A Water Reserve	06/30/06				94,807.64			
Central Hampshire PSD (GSV) 06-B Water Reserve	06/30/06				32,148.27			
Central Hampshire PSD (GSV) 06-A Water Reserve	06/29/06				34,560.62			
Century-Volga PSD 03-A Water Reserve	06/13/03				14,278.49			
Century-Volga PSD 09-A Water Revenue	12/22/09	0.000 - 0.000	700,000	572,712	3,072.40	12/49	UNB	S&J
Century-Volga PSD 09-A Water Reserve	12/22/09				18,568.63			
Ceredo 11-A Sewer Revenue	03/02/11	0.000 - 0.000	534,900	449,175	2,421.18	03/51	DEP	S&J
Ceredo 11-A Sewer Reserve	03/02/11				10,097.31			
Ceredo 91-A Sewer Revenue	07/10/91	8.100 - 8.100	618,069	395,856	31,154.15	10/29	BNY	JK



ACCOUNT NAME	ISSUE DATE	INTEREST RATE	ORIGINAL ISSUANCE	OUTSTANDING 6/30/2018	ACCT BALANCE 6/30/2018	LAST DEBT	PAYING AGENT	BOND COUNSEL
Ceredo 91-A Sewer Reserve	07/10/91				53,165.03			
Ceredo 91-B Sewer Revenue	07/10/91	0.000 - 0.000	27,906	8,812	1,911.35	10/29	BNY	JK
Ceredo 91-B Sewer Reserve	07/10/91				892.71			
Ceredo 07-A Water Revenue	06/14/07	0.000 - 0.000	2,700,000	1,867,500	17,703.19	03/39	BPH	S&J
Ceredo 07-A Water Reserve	06/14/07				91,552.60			
Chapmanville 13-A Water & Sewer Revenue	12/12/13	0.000 - 0.000	400,000	364,090	974.75	12/53	DEP	JK
Chapmanville 13-A Water & Sewer Reserve	12/12/13				3,723.99			
Chapmanville 14-A Water & Sewer Revenue	05/22/14	0.500 - 0.500	1,505,000	1,388,020	5,009.64	12/45	BPH	JK
Chapmanville 14-A Water & Sewer Reserve	05/22/14				14,122.63			
Chapmanville 18-A Water & Sewer Revenue	05/31/18	0.000 - 0.000	984,000	24,600	0.00	12/45	BPH	JK
Chapmanville 18-A Water & Sewer Reserve	05/31/18				0.00			
Chapmanville 86-B Water & Sewer Revenue	03/25/86	0.000 - 0.000	99,740	19,948	5,891.37	10/25	BNY	JK
Chapmanville 86-B Water & Sewer Reserve	03/25/86				3,851.16			
Chapmanville 99-A Water & Sewer Revenue	08/24/99	0.000 - 0.000	140,000	14,000	813.54	06/20	DEP	JK
Chapmanville 99-A Water & Sewer Reserve	08/24/99				7,709.02			
Charles Town 00-A Water & Sewer Revenue	06/22/00	2.000 - 2.000	3,163,781	648,538	18,225.00	12/21	DEP	S&J
Charles Town 00-A Water & Sewer Reserve (R)*	06/22/00				195,055.00			
Charles Town 02-A Water & Sewer Revenue	08/22/02	5.800 - 5.800	1,100,000	892,637	29,232.33	10/39	BNY	S&J
Charles Town 02-A Water & Sewer Reserve	08/22/02				73,348.72			
Charles Town 02-B Water & Sewer Revenue	08/22/02	0.000 - 0.000	3,600,000	2,244,156	8,134.36	06/42	UNB	S&J
Charles Town 02-B Water & Sewer Reserve	08/22/02				95,202.81			
Charles Town 10-A Water & Sewer Revenue	01/13/10	2.000 - 2.000	912,458	622,865	4,825.52	03/31	BPH	S&J
Charles Town 10-A Water & Sewer Reserve	01/13/10				41,302.21			
Charles Town 10-B Water & Sewer Revenue	01/13/10	2.000 - 2.000	100,000	68,261	527.58	03/31	BPH	S&J
Charles Town 10-B Water & Sewer Reserve	01/13/10				4,528.25			
Charles Town 10-C Water & Sewer Revenue	12/02/10	0.000 - 0.000	1,250,000	958,324	3,898.80	06/41	DEP	S&J

ACCOUNT NAME	ISSUE DATE	INTEREST RATE	ORIGINAL ISSUANCE	OUTSTANDING 6/30/2018	ACCT BALANCE 6/30/2018	LAST DEBT	PAYING AGENT	BOND COUNSEL
Charles Town 10-C Water & Sewer Reserve	12/02/10				30,087.00			
Charles Town 10-D Water & Sewer Revenue	12/02/10	0.000 - 0.000	500,000	383,324	1,559.98	06/41	DEP	S&J
Charles Town 10-D Water & Sewer Reserve	12/02/10				11,988.36			
Charles Town 11-A Water & Sewer Revenue	07/22/11	0.000 - 0.000	13,147,192	5,758,576	23,161.29	06/41	DEP	S&J
Charles Town 11-A Water & Sewer Reserve	07/22/11				136,283.36			
Charles Town 13-A Water & Sewer Revenue	06/27/13	0.500 - 0.500	591,977	522,741	2,818.85	09/44	DEP	S&J
Charles Town 13-A Water & Sewer Reserve	06/27/13				8,257.89			
Charles Town 13-B Water & Sewer Revenue	10/01/13	3.000 - 5.300	2,970,000	2,750,000	79,695.06	10/43	DTC	S&J
Charles Town 13-B Water & Sewer Reserve	10/01/13				195,792.28			
Charles Town 14-A Water & Sewer Revenue	06/18/14	0.500 - 0.500	4,058,900	3,775,138	18,590.93	03/46	DEP	S&J
Charles Town 14-A Water & Sewer Reserve	06/18/14				34,382.32			
Charles Town 14-C Water & Sewer Revenue	10/31/14	2.500 - 4.750	820,000	720,000	24,024.46	12/32	DTC	S&J
Charles Town 14-C Water & Sewer Reserve	10/31/14				70,718.30			
Charles Town 14-D Water & Sewer Revenue	10/31/14	3.000 - 5.000	1,445,000	1,135,000	16,978.52	06/28	DTC	S&J
Charles Town 14-D Water & Sewer Reserve	10/31/14				146,985.37			
Charles Town 14-E Water & Sewer Revenue	10/31/14	1.500 - 3.400	1,425,000	1,040,000	16,766.41	06/26	DTC	S&J
Charles Town 14-E Water & Sewer Reserve	10/31/14				144,912.35			
Charles Town 15-A Water & Sewer Refunding Revenue	11/19/15	1.500 - 3.500	2,750,000	2,485,000	94,352.08	12/32	DTC	S&J
Charles Town 15-B Water & Sewer Refunding Revenue	11/19/15	1.500 - 4.000	4,355,000	3,740,000	277,977.14	10/28	DTC	S&J
Charles Town 15-B Water & Sewer Refunding Reserve	11/19/15				0.00			SB 10/01/2028
Charles Town 16-A Water & Sewer Revenue	03/17/16	1.600 - 4.500	7,695,000	7,395,000	146,245.39	03/46	DTC	S&J
Charles Town 16-A Water & Sewer Reserve	03/17/16				0.00			SB 03/01/2046
Charles Town 16-B Water & Sewer Revenue	08/18/16	1.500 - 4.000	3,895,000	3,895,000	11,153.62	06/46	DTC	S&J
Charles Town 16-B Water & Sewer Reserve	08/18/16				0.00			SB 06/01/2046
Charles Town 87-B Water & Sewer Revenue	11/18/87	0.000 - 0.000	413,629	97,965	8,356.82	10/26	BNY	S&J
Charles Town 87-B Water & Sewer Reserve	11/18/87				11,084.76			

ACCOUNT NAME	ISSUE DATE	INTEREST RATE	ORIGINAL ISSUANCE	OUTSTANDING 6/30/2018	ACCT BALANCE 6/30/2018	LAST DEBT	PAYING AGENT	BOND COUNSEL
Charles Town 88-B (B2) Water & Sewer Revenue	05/20/88	0.000 - 0.000	558,000	157,376	10,946.37	10/28	BNY	S&J
Charles Town 88-B (B2) Water & Sewer Reserve	05/20/88				14,569.94			
Charles Town 88-B (B1) Water & Sewer Revenue	05/04/88	0.000 - 0.000	295,916	83,452	5,827.50	10/28	BNY	S&J
Charles Town 88-B (B1) Water & Sewer Reserve	05/04/88				7,725.29			
Charles Town 89-B Water & Sewer Revenue	04/13/89	0.000 - 0.000	117,480	36,148	2,293.02	10/29	BNY	S&J
Charles Town 89-B Water & Sewer Reserve	04/13/89				3,067.39			
Charles Town 98 Water & Sewer Design Revenue	09/29/98	2.000 - 2.000	437,601	32,758	2,518.80	09/19	DEP	S&J
Charles Town 98 Water & Sewer Design Reserve (R)*	09/29/98				26,784.19			
Charleston 01-A Sewer Revenue	02/22/01	2.000 - 2.000	1,111,357	259,082	18,326.55	06/22	DEP	JK
Charleston 01-A Sewer Reserve	02/22/01				68,735.35			
Charleston 01-B Sewer Revenue	05/22/01	7.850 - 7.850	823,741	552,901	45,436.18	10/29	BNY	JK
Charleston 01-B Sewer Reserve	05/22/01				74,001.70			
Charleston 01-C Sewer Revenue	05/22/01	0.000 - 0.000	30,491	12,617	1,173.96	10/29	BNY	JK
Charleston 01-C Sewer Reserve	05/22/01				1,365.39			
Charleston 04-A Sewer Revenue	03/23/04	2.000 - 2.000	9,835,120	3,896,199	100,387.64	06/25	DEP	JK
Charleston 04-A Sewer Reserve	03/23/04				601,984.54			
Charleston 05-B2 Sewer Revenue	05/05/05	2.000 - 2.000	334,771	149,979	15,013.63	10/25	BBT/WDA	JK
Charleston 05-A Sewer Revenue	05/05/05	5.050 - 5.050	36,617,310	31,425,127	925,760.59	10/44	BNY	JK
Charleston 05-A Sewer Reserve	05/05/05				2,193,070.99			
Charleston 05-B1 Sewer Revenue	05/05/05	2.000 - 2.000	1,822,690	1,402,922	40,020.63	10/44	BBT/WDA	JK
Charleston 08-A Sewer Revenue	06/26/08	2.000 - 2.000	9,000,000	5,716,198	55,555.99	03/30	DEP	JK
Charleston 08-A Sewer Reserve	06/26/08				556,129.84			
Charleston 11-A Sewer Revenue	12/13/11	2.000 - 2.000	25,877,009	20,631,371	152,151.75	09/33	DEP	JK
Charleston 11-A Sewer Reserve	12/13/11				1,598,999.66			
Charleston 13-A Sewer Revenue	03/27/13	0.000 - 0.000	9,799,296	7,476,624	52,590.28	06/31	DEP	JK
Charleston 13-A Sewer Reserve	03/27/13				590,782.00			

ACCOUNT NAME	ISSUE DATE	INTEREST RATE	ORIGINAL ISSUANCE	OUTSTANDING 6/30/2018	ACCT BALANCE 6/30/2018	LAST DEBT	PAYING AGENT	BOND COUNSEL
Charleston 16-A Sewer Revenue	09/22/16	1.550 - 4.000	13,145,000	12,780,000	731,014.85	07/36	DTC	JK
Charleston 89-A Sewer Revenue	03/21/89	8.400 - 8.400	1,912,194	1,239,116	102,598.02	10/29	BNY	JK
Charleston 89-A Sewer Reserve	03/21/89				170,638.46			
Charleston 89-B Sewer Revenue	03/21/89	0.000 - 0.000	283,458	87,218	7,625.11	10/29	BNY	JK
Charleston 89-B Sewer Reserve	03/21/89				7,465.31			
Charleston 89-C Sewer Revenue	11/21/89	8.400 - 8.400	829,856	537,753	44,614.98	10/29	BNY	JK
Charleston 89-C Sewer Reserve	11/21/89				74,046.09			
Charleston 89-D Sewer Revenue	11/21/89	0.000 - 0.000	123,015	37,851	3,322.78	10/29	BNY	JK
Charleston 89-D Sewer Reserve	11/21/89				4,260.06			
Charleston 97-B Sewer Revenue	10/07/97	2.000 - 2.000	5,237,584	236,419	86,271.10	03/19	DEP	JK
Charleston 97-B Sewer Reserve	10/07/97				323,641.64			
Charleston 98-A Sewer Revenue	12/10/98	2.000 - 2.000	994,537	59,708	16,397.73	06/19	DEP	JK
Charleston 98-A Sewer Reserve	12/10/98				61,507.46			
Charleston 99-A Sewer Revenue	06/22/99	8.380 - 8.380	686,229	395,138	42,715.29	10/26	BNY	JK
Charleston 99-A Sewer Reserve	06/22/99				65,320.92			
Charleston 99-B Sewer Revenue	06/22/99	0.000 - 0.000	132,072	42,452	5,106.94	10/26	BNY	JK
Charleston 99-B Sewer Reserve	06/22/99				6,263.79			
Chas-Kanawha County Reg Devel Auth 00-A Water Revenue	01/27/00	4.350 - 6.375	8,705,000	6,885,000	96,547.94	06/39	BNY	VLF
Chas-Kanawha County Reg Devel Auth 05-A Water Reserve	06/28/05				36,676.75			
Chas-Kanawha County Reg Devel Auth 09-A Water Reserve	04/16/09				23,165.37			
Chas-Kanawha County Reg Devel Auth 09-B Water Revenue	06/29/09	0.000 - 0.000	167,300	116,428	522.77	12/48	UNB	S&J
Chas-Kanawha County Reg Devel Auth 09-B Water Reserve	06/29/09				0.00		LOC	06/29/2019
Charleston 09-A Civic Center Imp Revenue	12/17/09	3.000 - 4.400	3,275,000	1,795,000	142,339.77	12/24	DTC	JK
Charleston 98 Civic Center Imp Revenue	09/01/98	4.600 - 5.100	3,635,000	1,300,000	203,432.18	09/23	DTC	G&G
Chester 18 Water & Sewer Revenue	02/23/18	3.780 - 3.780	1,425,000	181,488	20,103.30	03/33	WESBK-WHEEL	JK
Chester 18 Water & Sewer Reserve	02/23/18				128,614.23			

ACCOUNT NAME	ISSUE DATE	INTEREST RATE	ORIGINAL ISSUANCE	OUTSTANDING 6/30/2018	ACCT BALANCE 6/30/2018	LAST DEBT	PAYING AGENT	BOND COUNSEL
Chester 88-A Water & Sewer Revenue	07/06/88	9.000 - 9.000	1,133,851	719,416	47,537.48	10/28	BNY	S&J
Chester 88-A Water & Sewer Reserve	07/06/88				106,167.29			
Chester 88-B Water & Sewer Revenue	07/06/88	0.000 - 0.000	283,463	79,959	5,577.46	10/28	BNY	S&J
Chester 88-B Water & Sewer Reserve	07/06/88				7,388.80			
Chestnut Ridge PSD 14-A Water Revenue	08/12/14	0.000 - 0.000	1,075,000	1,011,757	2,428.04	06/31	UNB	S&J
Chestnut Ridge PSD 14-A Water Reserve	08/12/14				6,629.10			
Chestnut Ridge PSD 95 Water Revenue	10/10/95	6.750 - 6.750	185,000	130,900	8,140.62	10/33	BNY	S&J
Chestnut Ridge PSD 95 Water Reserve	10/10/95				13,722.68			
Clarksburg 09-A Sewer Revenue	07/08/09	0.000 - 0.000	1,000,000	600,000	9,029.56	06/30	DEP	S&J
Clarksburg 09-A Sewer Reserve	07/08/09				51,077.71			
Clarksburg 14-A Sewer Revenue	01/09/14	0.500 - 0.500	12,000,000	10,973,352	49,289.76	09/45	DEP	S&J
Clarksburg 14-A Sewer Reserve	01/09/14				123,561.26			
Clarksburg 01-A Water Revenue	04/23/01	2.000 - 2.000	2,383,850	522,275	28,152.66	03/22	BPH	S&J
Clarksburg 01-A Water Reserve	04/23/01				145,910.02			
Clarksburg 04-A Water Revenue	09/28/04	5.000 - 5.000	1,885,764	875,934	107,261.04	10/24	BNY	S&J
Clarksburg 04-A Water Reserve	09/28/04				152,424.81			
Clarksburg 13-A Water Refunding Revenue	04/26/13	1.000 - 2.200	9,220,000	2,545,000	1,548,067.57	09/19	DTC	S&J
Clarksburg 13-A Water Refunding Reserve	04/26/13				928,364.39			
Clarksburg 14-A Water Revenue	11/06/14	1.500 - 4.500	3,965,000	3,410,000	61,138.51	06/34	DTC	S&J
Clarksburg 14-A Water Reserve	11/06/14				294,015.91			
Clay County PSD 05-A Water Reserve	12/19/05				33,348.19			
Clay County PSD 17-A Water Revenue	09/20/17	1.000 - 1.000	740,000	82,174	0.00	09/57	UNB	S&J
Clay County PSD 17-A Water Reserve	09/20/17				0.00			
Clay County PSD 94-B Water Revenue	10/21/94	6.750 - 6.750	333,000	235,586	12,926.96	10/33	BNY	JK
Clay County PSD 94-B Water Reserve	10/21/94				24,696.06			
Clay 09-A Water & Sewer Reserve	10/16/09				31,354.25			

ACCOUNT NAME	ISSUE DATE	INTEREST RATE	ORIGINAL ISSUANCE	OUTSTANDING 6/30/2018	ACCT BALANCE 6/30/2018	LAST DEBT	PAYING AGENT	BOND COUNSEL
Clay 09-B Water & Sewer Revenue	10/16/09	0.000 - 0.000	550,000	446,412	2,425.65	09/49	UNB	G&G
Clay 09-B Water & Sewer Reserve	10/16/09				3,246.95			
Clay 98-B Water & Sewer Revenue	03/27/98	0.000 - 0.000	185,000	93,097	1,637.21	12/37	UNB	S&J
Clay 98-B Water & Sewer Reserve	03/27/98				4,866.15			
Clay-Battelle PSD 15-A Water Revenue	07/22/15	2.500 - 2.500	1,500,000	1,426,542	8,548.60	03/37	BPH	S&J
Clay-Battelle PSD 15-A Water Reserve	07/22/15				12,835.05			
Clay-Battelle PSD 15-B Water Revenue	07/22/15	0.500 - 0.500	3,879,958	3,729,639	13,777.48	03/47	BPH	S&J
Clay-Battelle PSD 15-B Water Reserve	07/22/15				18,721.67			
Clay-Roane PSD 04-A Water Revenue	11/12/04	0.000 - 0.000	1,000,000	690,789	2,814.80	09/44	UNB	G&G
Clay-Roane PSD 04-A Water Reserve	11/12/04				26,518.81			
Clay-Roane PSD 04-B Water Reserve	11/12/04				19,988.85			
Clay-Roane PSD 08 Water Reserve	06/26/08				3,893.70			
Clay-Roane PSD 16-A Water Revenue	11/04/16	1.000 - 1.000	497,798	491,879	1,320.65	09/56	UNB	S&J
Clay-Roane PSD 16-A Water Reserve	11/04/16				2,260.94			
Clay-Roane PSD 90 Water Reserve	11/05/90				26,724.38			
Clay-Roane PSD 97 Water Reserve	04/04/97				2,225.01			
Claywood Park PSD 01 Sewer Revenue	01/04/01	0.000 - 0.000	1,800,000	825,000	5,378.13	03/32	DEP	BR
Claywood Park PSD 01 Sewer Reserve (R)*	01/04/01				51,946.50			
Claywood Park PSD 08-A Sewer Revenue	10/27/08	0.000 - 0.000	5,500,000	5,022,786	6,776.00	12/41	DEP	S&J
Claywood Park PSD 08-A Sewer Reserve	10/27/08				37,376.34			
Claywood Park PSD 08-B Sewer Revenue	10/27/08	0.000 - 0.000	1,500,000	1,186,272	3,268.00	09/48	UNB	S&J
Claywood Park PSD 08-B Sewer Reserve	10/27/08				26,375.82			
Claywood Park PSD 09-A Sewer Revenue	06/18/09	0.000 - 0.000	1,027,500	826,050	2,346.08	03/49	DEP	S&J
Claywood Park PSD 09-A Sewer Reserve	06/18/09				16,952.90			
Claywood Park PSD 09-C Sewer Revenue	06/18/09	0.000 - 0.000	100,000	80,380	218.00	03/49	UNB	S&J
Claywood Park PSD 09-C Sewer Reserve	06/18/09				1,654.76			

ACCOUNT NAME	ISSUE DATE	INTEREST RATE	ORIGINAL ISSUANCE	OUTSTANDING 6/30/2018	ACCT BALANCE 6/30/2018	LAST DEBT	PAYING AGENT	BOND COUNSEL
Claywood Park PSD 15-B Sewer Revenue	02/11/15	0.000 - 0.000	3,040,000	2,920,000	6,666.67	12/54	UNB	BRM
Claywood Park PSD 15-B Sewer Reserve	02/11/15				7,633.15			
Claywood Park PSD 89-A Sewer Revenue	10/10/89	8.400 - 8.400	2,801,862	1,815,627	98,473.77	10/29	BNY	JK
Claywood Park PSD 89-A Sewer Reserve (R)*	10/10/89				229,176.32			
Claywood Park PSD 89-B Sewer Revenue	10/10/89	0.000 - 0.000	415,340	127,797	7,355.61	10/29	BNY	JK
Claywood Park PSD 89-B Sewer Reserve (R)*	10/10/89				9,980.32			
Claywood Park PSD 08-A Water Refunding Reserve	05/08/08				129,977.94			
Claywood Park PSD 11-A Water Reserve	04/15/11				64,375.41			
Claywood Park PSD 16-A Water Revenue	06/02/16	0.500 - 0.500	4,343,944	4,130,379	15,116.91	06/47	BPH	BRM
Claywood Park PSD 16-A Water Reserve	06/02/16				17,011.15			
Claywood Park PSD 16-C Water Refunding Revenue	11/10/16	2.000 - 4.000	6,610,000	6,610,000	72,315.76	11/45	DTC	BRM
Claywood Park PSD 16-C&D Water Refunding Reserve	11/10/16				198,662.26			
Claywood Park PSD 16-D Water Refunding Revenue	11/10/16	3.000 - 3.000	260,000	105,000	71,352.05	11/18	DTC	BRM
Claywood Park PSD 16 Water Refunding Revenue	04/22/16	1.000 - 4.750	2,990,000	2,750,000	140,848.40	11/42	DTC	BRM
Claywood Park PSD 16 Water Refunding Reserve	04/22/16				143,870.25			
Clover PSD 01 Water Reserve	03/07/01				13,284.70			
Clover PSD 12 Water Reserve	02/24/12				16,516.10			
Concord University Twin Towers Dorm-Dh 67 R&R	05/01/67				4,780.77			
Cool Ridge-Flat Top PSD 07-A Water Reserve	03/01/07				35,802.82			
Cool Ridge-Flat Top PSD 07-B Water Reserve	03/01/07				58,877.20			
Coons Run PSD 10-A Water Revenue	01/27/10	0.000 - 0.000	1,200,000	910,000	6,246.71	03/41	BPH	S&J
Coons Run PSD 10-A Water Reserve	01/27/10				32,567.49			
Cottageville PSD 16 Sewer Reserve	12/12/16				0.00			
Cottageville PSD 99 Sewer Revenue	02/24/99	2.000 - 2.000	429,090	57,247	2,976.34	09/20	DEP	G&G
Cottageville PSD 99 Sewer Reserve	02/24/99				26,263.12			
Cottageville PSD 09 Water Reserve	04/03/09				15,838.03			

ACCOUNT NAME	ISSUE DATE	INTEREST RATE	ORIGINAL ISSUANCE	OUTSTANDING 6/30/2018	ACCT BALANCE 6/30/2018	LAST DEBT	PAYING AGENT	BOND COUNSEL
Cottageville PSD 83 Water Reserve	10/25/83				26,520.00			
Cottageville PSD 83 Water Depreciation	03/15/90				1,122.18			
Cottageville PSD 90-A Water Reserve	03/15/90				51,468.07			
Cottageville PSD 90-A Water Depreciation	10/25/83				2,871.69			
Cottageville PSD 90-B Water Reserve	03/21/89				8,724.00			
Cottageville PSD 90-B Water Depreciation	10/21/80				3,165.89			
Cowen PSD 04-A Water & Sewer Revenue	12/29/04	0.000 - 0.000	400,000	240,000	4,808.15	06/36	BPH	S&J
Cowen PSD 04-A Water & Sewer Reserve	12/29/04				13,524.95			
Cowen PSD 04-B Water & Sewer Revenue	12/29/04	2.000 - 2.000	800,000	358,690	15,516.39	06/26	BPH	S&J
Cowen PSD 04-B Water & Sewer Reserve	12/29/04				49,326.15			
Cowen PSD 13-A Water & Sewer Reserve	03/01/13				18,987.40			
Cowen PSD 13-B Water & Sewer Revenue	06/25/13	0.500 - 0.500	210,000	185,440	1,957.70	09/44	BPH	JK
Cowen PSD 13-B Water & Sewer Reserve	06/25/13				10,451.08			
Cowen PSD 16-A Water & Sewer Revenue	01/21/16	0.500 - 0.500	2,892,500	2,509,733	9,280.24	06/48	BPH	JK
Cowen PSD 16-A Water & Sewer Reserve	01/21/16				865.75			
Crab Orchard-MacArthur PSD 01-A Sewer Revenue	10/03/01	0.000 - 0.000	6,818,600	3,352,458	24,967.82	03/33	DEP	S&J
Crab Orchard-MacArthur PSD 01-A Sewer Reserve	10/03/01				231,294.73			
Crab Orchard-MacArthur PSD 06-A Sewer Revenue	09/06/06	0.000 - 0.000	1,314,606	865,445	4,064.95	03/38	DEP	S&J
Crab Orchard-MacArthur PSD 06-A Sewer Reserve	09/06/06				44,593.57			
Crab Orchard-MacArthur PSD 06-B Sewer Revenue	09/06/06	0.000 - 0.000	5,852,000	4,322,040	13,179.79	09/46	UNB	S&J
Crab Orchard-MacArthur PSD 06-B Sewer Reserve	09/06/06				155,498.01			
Crab Orchard-MacArthur PSD 08-A Sewer Refunding Revenue	03/27/08	3.910 - 3.910	3,712,815	1,868,116	24,875.23	10/25	BBT Govment	BR
Crab Orchard-MacArthur PSD 08-A Sewer Reserve	03/27/08				298,411.06			
Crab Orchard-MacArthur PSD 08-B Sewer Revenue	08/05/08	0.000 - 0.000	275,000	215,666	614.06	06/48	UNB	S&J
Crab Orchard-MacArthur PSD 08-B Sewer Reserve	08/05/08				7,313.49			
Crab Orchard-MacArthur PSD 08-C Sewer Revenue	12/04/08	0.000 - 0.000	201,487	127,237	854.86	09/32	DEP	S&J



ACCOUNT NAME	ISSUE DATE	INTEREST RATE	ORIGINAL ISSUANCE	OUTSTANDING 6/30/2018	ACCT BALANCE 6/30/2018	LAST DEBT	PAYING AGENT	BOND COUNSEL
Crab Orchard-MacArthur PSD 08-C Sewer Reserve	12/04/08				8,973.63			
Crab Orchard-MacArthur PSD 11-A Sewer Revenue	07/22/11	0.000 - 0.000	4,513,128	3,685,708	13,950.71	12/42	DEP	S&J
Crab Orchard-MacArthur PSD 11-A Sewer Reserve	07/22/11				152,431.91			
Crab Orchard-MacArthur PSD 86-B Sewer Revenue	05/29/86	0.000 - 0.000	161,688	33,167	3,886.02	10/25	BNY	S&J
Crab Orchard-MacArthur PSD 86-B Sewer Reserve	05/29/86				4,223.05			
Crab Orchard-MacArthur PSD 97-A Sewer Revenue	06/05/97	0.000 - 0.000	250,000	6,250	1,753.86	12/18	DEP	BR
Crab Orchard-MacArthur PSD 97-A Sewer Reserve	06/05/97				12,731.28			
Crab Orchard-MacArthur PSD 97-B Sewer Revenue	06/05/97	0.000 - 0.000	1,774,300	871,854	6,255.14	06/37	UNB	BR
Crab Orchard-MacArthur PSD 97-B Sewer Reserve	06/05/97				46,661.46			
Crab Orchard-MacArthur PSD 99 Sewer Revenue	12/16/99	2.000 - 2.000	478,630	84,513	3,341.69	06/21	DEP	S&J
Crab Orchard-MacArthur PSD 99 Sewer Reserve	12/16/99				29,296.49			
Craigsville PSD 05-A Sewer Revenue	07/11/05	0.000 - 0.000	1,272,440	898,193	8,331.73	06/45	UNB	S&J
Craigsville PSD 05-A Sewer Reserve	07/11/05				33,396.24			
Craigsville PSD 86-A Sewer Revenue	02/18/86	9.750 - 9.750	650,000	349,663	42,578.99	10/25	BNY	S&J
Craigsville PSD 86-A Sewer Reserve	02/18/86				65,201.48			
Craigsville PSD 16-A Water Reserve	02/12/16				40,357.21			
Craigsville PSD 98-A Water Revenue	01/06/98	0.000 - 0.000	1,361,000	680,500	7,795.92	12/37	UNB	S&J
Craigsville PSD 98-A Water Reserve	01/06/98				35,033.19			
Crum PSD 02-A Water Reserve	05/09/02				49,914.58			
Crum PSD 10-A Water Reserve	03/15/10				50,712.27			
Crum PSD 10-B Water Reserve	03/15/10				28,335.91			
Crum PSD 12-A Water Reserve	02/28/12				32,148.90			
Crum PSD 16-A Water Reserve	11/17/16				0.00			
Crum PSD 16-B Water Revenue	11/17/16	2.000 - 2.000	250,000	248,475	934.22	03/48	UNB	S&J
Crum PSD 16-B Water Reserve	11/17/16				370.77			
Crum PSD 93 Water Reserve	09/08/93				8,905.23			

ACCOUNT NAME	ISSUE DATE	INTEREST RATE	ORIGINAL ISSUANCE	OUTSTANDING 6/30/2018	ACCT BALANCE 6/30/2018	LAST DEBT	PAYING AGENT	BOND COUNSEL
Culloden PSD 03-A Sewer Revenue	07/31/03	0.000 - 0.000	689,000	433,300	5,034.90	06/43	DEP	S&J
Culloden PSD 03-A Sewer Reserve	07/31/03				18,686.97			
Culloden PSD 03-C Sewer Refunding Revenue	07/31/03	5.000 - 5.000	84,000	20,159	6,170.25	10/20	BBT/WDA	S&J
Culloden PSD 03-C Sewer Refunding Reserve	07/31/03				7,454.02			
Culloden PSD 04-A Sewer Revenue	12/29/04	0.000 - 0.000	1,100,000	752,258	8,716.06	12/44	DEP	S&J
Culloden PSD 04-A Sewer Reserve	12/29/04				28,885.72			
Danese PSD 02-A Water Reserve	08/22/02				28,773.12			
Danese PSD 02-A Water Depreciation	08/22/02				2,351.49			
Danese PSD 09-A Water Reserve	09/24/09				49,162.54			
Deckers Creek PSD 17-A Sewer Revenue	01/24/17	3.500 - 3.500	1,907,300	1,830,002	11,292.38	03/37	OVB:BH	S&J
Deckers Creek PSD 17-A Sewer Reserve	01/24/17				135,605.11			
Delbarton 11-A Sewer Revenue	11/03/11	0.000 - 0.000	3,131,150	2,757,889	7,641.10	09/51	DEP	JK
Delbarton 11-A Sewer Reserve	11/03/11				38,545.37			
Delbarton 01-A Water Revenue	07/18/01	0.000 - 0.000	258,000	120,400	9,248.27	06/32	BPH	S&J
Delbarton 01-A Water Reserve	07/18/01				9,010.68			
Doddridge County PSD 18-A Water Revenue	05/07/18	1.000 - 1.000	359,750	26,649	0.00	03/58	UNB	S&J
Doddridge County PSD 18-A Water Reserve	05/07/18				11,212.64			
Doddridge County Schools 15 Refunding GO	06/23/15	1.350 - 2.000	3,050,000	790,000	107,137.72	05/19	DTC	S&J
Doddridge County Schools 15 Ref Spec Surp	06/24/15				409,720.74			
Monumental (Downs) PSD 06-A Water Reserve	07/01/06				37,843.75			
Dunbar 14-A Sewer Revenue	01/09/14	0.500 - 0.500	11,369,412	10,660,207	32,800.82	09/35	DEP	S&J
Dunbar 14-A Sewer Reserve	01/09/14				102,645.23			
Dunbar 99 Sewer Revenue	08/24/99	0.000 - 0.000	16,152,148	5,435,815	57,157.61	03/27	DEP	JTP
Dunbar 99 Sewer Reserve (R)*	08/24/99				632,468.09			
East Bank 87 Water Reserve	09/09/87				10,069.29			
East View PSD 86-A Sewer Revenue	06/13/86	9.750 - 9.750	340,000	183,344	16,766.40	10/25	BNY	S&J

ACCOUNT NAME	ISSUE DATE	INTEREST RATE	ORIGINAL ISSUANCE	OUTSTANDING 6/30/2018	ACCT BALANCE 6/30/2018	LAST DEBT	PAYING AGENT	BOND COUNSEL
East View PSD 86-A Sewer Reserve	06/13/86				34,341.08			
Eastern Wyoming PSD 01-A Water Revenue	10/16/01	0.000 - 0.000	360,000	162,000	1,189.96	12/31	BPH	STB
Eastern Wyoming PSD 01-A Water Reserve	10/16/01				12,185.49			
Eastern Wyoming PSD 04-A Water Revenue	08/24/04	0.000 - 0.000	570,000	332,500	1,883.89	12/35	BPH	STB
Eastern Wyoming PSD 04-A Water Reserve	08/24/04				19,284.59			
Eastern Wyoming PSD 06-A Water Revenue	01/12/06	0.000 - 0.000	2,570,000	1,649,069	8,484.06	09/37	BPH	STB
Eastern Wyoming PSD 06-A Water Reserve	01/12/06				86,600.91			
Eastern Wyoming PSD 09-A Water Revenue	10/16/09	0.000 - 0.000	1,000,000	811,674	2,235.61	09/49	UNB	STB
Eastern Wyoming PSD 09-A Water Reserve	10/16/09				19,333.92			
Eastern Wyoming PSD 14-A Water Revenue	03/25/14	0.000 - 0.000	250,000	226,255	547.84	03/54	UNB	STB
Eastern Wyoming PSD 14-A Water Reserve	03/25/14				2,459.47			
Eastern Wyoming PSD 15-A Water Revenue	04/16/15	1.000 - 1.000	315,000	304,780	1,649.37	03/55	UNB	JK
Eastern Wyoming PSD 15-A Water Reserve	04/16/15				1,584.22			
Eastern Wyoming PSD 16-A Water Revenue	03/16/16	1.000 - 1.000	1,278,826	1,125,680	6,518.80	03/56	UNB	JK
Eastern Wyoming PSD 16-A Water Reserve	03/16/16				3,355.47			
Eastern Wyoming PSD 16-B Water Revenue	10/18/16	1.000 - 1.000	156,917	32,163	724.25	09/56	UNB	JK
Eastern Wyoming PSD 16-B Water Reserve	10/18/16				164.19			
Elizabeth 14-A Sewer Revenue	04/03/14	0.000 - 0.000	2,471,733	2,373,559	4,875.04	09/52	DEP	G&G
Elizabeth 14-A Sewer Reserve	04/03/14				18,457.19			
Elizabeth 82-A Sewer R&R	09/13/82				1,279.76			
Elizabeth 82-B Sewer Revenue	09/13/82	0.000 - 0.000	87,894	4,751	1,799.58	10/19	BNY	S&J
Elizabeth 99 Sewer Revenue	08/31/99	0.000 - 0.000	108,000	13,500	560.04	12/20	DEP	G&G
Elizabeth 99 Sewer Reserve	08/31/99				5,458.56			
Elizabeth 02 Water Reserve	02/06/02				18,936.40			
Elizabeth 08 Water Reserve	02/08/08				38,589.68			
Elizabeth 82 Water Reserve	06/09/82				32,220.73			

ACCOUNT NAME	ISSUE DATE	INTEREST RATE	ORIGINAL ISSUANCE	OUTSTANDING 6/30/2018	ACCT BALANCE 6/30/2018	LAST DEBT	PAYING AGENT	BOND COUNSEL
Elizabeth 82 Water Depreciation	06/09/82				66,364.08			
Elk Valley PSD 08-A Sewer Revenue	08/12/08	0.000 - 0.000	18,061,117	13,846,837	53,762.93	06/41	DEP	G&G
Elk Valley PSD 08-A Sewer Reserve	08/12/08				430,055.99			
Elk Valley PSD 14-A Sewer Revenue	03/13/14	0.500 - 0.500	1,416,459	1,273,062	5,736.98	03/45	DEP	G&G
Elk Valley PSD 14-A Sewer Reserve	03/13/14				17,502.16			
Elk Valley (Elk-Pinch) PSD 87-A Sewer Revenue	08/20/87	8.380 - 8.380	5,227,400	2,826,569	233,272.08	10/26	BNY	LFG
Elk Valley (Elk-Pinch) PSD 87-A Sewer Reserve	08/20/87				459,655.00			
Elk Valley (Elk-Pinch) PSD 87-B Sewer Revenue	08/20/87	0.000 - 0.000	1,282,163	303,670	28,107.18	10/26	BNY	LFG
Elk Valley (Elk-Pinch) PSD 87-B Sewer Reserve	08/20/87				33,742.00			
Elk Valley (Big Sandy) PSD 90-A Sewer Revenue	07/12/90	8.100 - 8.100	1,388,390	889,224	54,162.95	10/29	BNY	S&J
Elk Valley (Big Sandy) PSD 90-A Sewer Reserve	07/12/90				118,609.00			
Elk Valley (Big Sandy) PSD 90-B Sewer Revenue	07/12/90	0.000 - 0.000	62,701	19,800	2,300.24	10/29	BNY	S&J
Elk Valley (Big Sandy) PSD 90-B Sewer Reserve	07/12/90				1,651.00			
Elkins Road PSD 04-A Water Reserve	12/20/04				27,540.00			
Elkins Road PSD 04-B Water Revenue	12/20/04	0.000 - 0.000	1,509,788	1,045,997	6,015.66	12/44	UNB	S&J
Elkins Road PSD 04-B Water Reserve	12/20/04				39,472.80			
Elkins Road PSD 98-A Water Revenue	09/10/98	0.000 - 0.000	2,032,000	1,061,884	7,720.90	09/38	UNB	S&J
Elkins Road PSD 98-A Water Reserve	09/10/98				52,439.00			
Elkins 06-A Sewer Refunding Revenue	12/12/06	2.000 - 2.000	8,576,641	4,814,053	48,476.63	09/28	DEP	S&J
Elkins 06-A Sewer Refunding Reserve	12/12/06				525,677.34			
Elkins 09-A Sewer Revenue	06/18/09	0.000 - 0.000	882,770	654,579	2,923.11	09/40	DEP	S&J
Elkins 09-A Sewer Reserve	06/18/09				29,943.27			
Elkins 15-A Sewer Revenue	04/15/15	1.000 - 1.000	2,793,855	2,550,649	11,524.24	03/55	UNB	S&J
Elkins 15-A Sewer Reserve	04/15/15				30,536.58			
Elkins 86-B Sewer Revenue	04/28/86	0.000 - 0.000	517,001	103,400	21,514.00	10/25	BNY	JK
Elkins 86-B Sewer Reserve	04/28/86				13,150.49			

ACCOUNT NAME	ISSUE DATE	INTEREST RATE	ORIGINAL ISSUANCE	OUTSTANDING 6/30/2018	ACCT BALANCE 6/30/2018	LAST DEBT	PAYING AGENT	BOND COUNSEL
Elkins 15-A2 Water Reserve	12/09/15				15,663.85			
Elkins 15-A1 Water Reserve	12/09/15				16,708.12			
Elkins 15-B Water Reserve	12/09/15				12,683.97			
Elkins 15-C Water Revenue	12/09/15	1.000 - 1.000	15,500,000	13,566,796	46,036.40	12/55	UNB	S&J
Elkins 15-C Water Reserve	12/09/15				28,786.60			
Ellenboro-Lamberton PSD 15-A Water & Sewer Reserve	02/12/15				2,963.25			
Enlarged Hepzibah PSWD 03-A Sewer Revenue	09/23/03	0.000 - 0.000	1,900,000	1,060,811	7,698.81	03/35	DEP	S&J
Enlarged Hepzibah PSWD 03-A Sewer Reserve	09/23/03				64,387.66			
Enlarged Hepzibah PSWD 05-A Sewer Reserve	07/25/05				12,361.14			
Fairmont 03-A Sewer Revenue	06/26/03	0.000 - 0.000	485,543	262,990	5,272.16	09/34	DEP	S&J
Fairmont 03-A Sewer Reserve	06/26/03				16,251.30			
Fairmont 07-A Sewer Revenue	10/11/07	2.000 - 2.000	5,577,760	3,272,392	53,271.19	03/29	DEP	S&J
Fairmont 07-A Sewer Reserve	10/11/07				320,450.13			
Fairmont 08-A Water Revenue	06/26/08	0.000 - 0.000	2,750,000	1,947,905	9,099.68	09/39	BPH	S&J
Fairmont 08-A Water Reserve	06/26/08				93,243.50			
Fairmont 10-A Water Revenue	01/21/10	0.000 - 0.000	4,447,618	3,483,954	12,790.31	12/41	BPH	S&J
Fairmont 10-A Water Reserve	01/21/10				150,803.34			
Fairmont 10-C Water Revenue	01/21/10	5.000 - 5.000	2,000,000	1,588,586	91,085.10	10/31	BBT/WDA	S&J
Fairmont 10-C Water Reserve	01/21/10				161,594.14			
Fairmont 10-D Water Revenue	01/21/10	0.000 - 0.000	1,220,309	1,006,459	2,839.44	03/49	UNB	S&J
Fairmont 10-D Water Reserve	01/21/10				21,987.33			
Fairmont 12-D Water Refunding Revenue	10/24/12	2.000 - 4.000	25,555,000	18,880,000	1,840,875.86	07/29	DTC	S&J
Fairmont 12-D Water Refunding Reserve	10/24/12				2,256,359.64			
Fairmont 13-A Water Revenue	02/01/13	0.500 - 0.500	3,780,000	3,099,722	18,462.66	09/34	BPH	S&J
Fairmont 13-A Water Reserve	02/01/13				77,184.23			
Fairmont 13-B Water Revenue	02/01/13	2.000 - 2.000	997,242	902,439	11,333.60	09/44	UNB	S&J

ACCOUNT NAME	ISSUE DATE	INTEREST RATE	ORIGINAL ISSUANCE	OUTSTANDING 6/30/2018	ACCT BALANCE 6/30/2018	LAST DEBT	PAYING AGENT	BOND COUNSEL
Fairmont 13-B Water Reserve	02/01/13				17,248.00			
Fairmont 99 Water Revenue	01/01/99	5.250 - 5.250	19,945,000	3,000,000	79,835.82	07/22	DTC	S&J
Fairmont 99 Water Reserve	01/01/99				302,070.81			
Fairview 12-A Water Revenue	05/24/12	0.000 - 0.000	1,100,000	970,580	2,443.21	03/52	UNB	S&J
Fairview 12-A Water Reserve	05/24/12				29,213.33			
Falling Springs 09-A Water Reserve	07/27/09				5,449.10			
Farmington 07-A Sewer Revenue	11/14/07	0.000 - 0.000	320,000	239,972	2,065.06	09/47	UNB	S&J
Farmington 07-A Sewer Reserve	11/14/07				8,361.36			
Fenwick Mountain PSD 14-A Water Revenue	09/18/14	0.500 - 0.500	1,059,000	976,687	4,325.17	12/45	BPH	S&J
Fenwick Mountain PSD 14-A Water Reserve	09/18/14				9,937.49			
Fenwick Mountain PSD 14-A Water Project Fund	09/18/14				54,444.13			
Flatwoods-Canoe Run PSD 11-A Sewer Revenue	06/24/11	0.000 - 0.000	8,033,000	7,210,135	22,059.14	12/50	DEP	S&J
Flatwoods-Canoe Run PSD 11-A Sewer Reserve	06/24/11				186,182.93			
Flatwoods-Canoe Run PSD 15-A Sewer Refunding Revenue	05/27/15	3.500 - 3.500	584,000	493,842	4,133.46	11/30	FNBRB:BH	S&J
Flatwoods-Canoe Run PSD 15-A Sewer Refunding Reserve	05/27/15				49,836.82			
Flatwoods-Canoe Run PSD 90-A Sewer Revenue	11/14/90	8.100 - 8.100	1,147,938	735,220	50,562.49	10/29	BNY	S&J
Flatwoods-Canoe Run PSD 90-A Sewer Reserve	11/14/90				0.00			LOC 01/01/2019
Flatwoods-Canoe Run PSD 90-B Sewer Revenue	11/14/90	0.000 - 0.000	51,842	16,371	1,116.91	10/29	BNY	S&J
Flatwoods-Canoe Run PSD 90-B Sewer Reserve	11/14/90				1,389.41			
Flatwoods-Canoe Run PSD 91-A Sewer Revenue	11/15/91	7.750 - 7.750	275,806	186,662	10,111.16	10/31	BNY	S&J
Flatwoods-Canoe Run PSD 91-A Sewer Reserve	11/15/91				0.00			LOC 01/01/2019
Flatwoods-Canoe Run PSD 91-B Sewer Revenue	11/15/91	0.000 - 0.000	9,194	3,301	189.60	10/31	BNY	S&J
Flatwoods-Canoe Run PSD 91-B Sewer Reserve	11/15/91				239.85			
Flatwoods-Canoe Run PSD 05-A Water Revenue	12/08/05	0.000 - 0.000	5,085,825	3,623,235	23,230.27	09/45	UNB	S&J
Flatwoods-Canoe Run PSD 05-A Water Reserve	12/08/05				134,730.16			
Flatwoods-Canoe Run PSD 07-A Water Revenue	04/24/07	0.000 - 0.000	1,014,000	752,320	4,465.42	03/47	UNB	S&J

ACCOUNT NAME	ISSUE DATE	INTEREST RATE	ORIGINAL ISSUANCE	OUTSTANDING 6/30/2018	ACCT BALANCE 6/30/2018	LAST DEBT	PAYING AGENT	BOND COUNSEL
Flatwoods-Canoe Run PSD 07-A Water Reserve	04/24/07				26,524.13			
Flatwoods-Canoe Run PSD 16-A Water Refunding Revenue	05/05/16	2.700 - 2.700	1,811,000	1,616,862	25,507.34	09/31	BBT Govment	S&J
Flatwoods-Canoe Run PSD 16-A Water Refunding Reserve	05/05/16				146,293.98			
Flatwoods-Canoe Run PSD 16-B Water Refunding Revenue	12/15/16	3.500 - 3.500	1,960,000	1,865,203	11,542.22	02/37	OVB:BH	S&J
Flatwoods-Canoe Run PSD 16-B Water Ref Reserve	12/15/16				138,130.03			
Flatwoods-Canoe Run PSD 98-B Water Revenue	09/24/98	3.000 - 3.000	890,000	585,155	6,750.93	09/38	UNB	S&J
Flatwoods-Canoe Run PSD 98-B Water Reserve	09/24/98				38,928.85			
Flemington 14-A Sewer Revenue	01/28/14	0.000 - 0.000	2,300,317	2,161,501	4,533.08	09/53	DEP	S&J
Flemington 14-A Sewer Reserve	01/28/14				13,265.83			
Flemington 98-A Sewer Revenue	06/04/98	0.000 - 0.000	160,000	12,000	757.64	12/19	DEP	S&J
Flemington 98-A Sewer Reserve (R)*	06/04/98				8,134.84			
Flemington 98-B Sewer Revenue	06/04/98	0.000 - 0.000	663,700	340,470	1,486.38	03/38	UNB	S&J
Flemington 98-B Sewer Reserve (R)*	06/04/98				17,528.24			
Follansbee 98-A Sewer Revenue	06/04/98	0.000 - 0.000	8,616,372	753,928	40,966.22	03/20	DEP	S&J
Follansbee 98-A Sewer Reserve	06/04/98				434,839.23			
Follansbee 02-A Water Revenue	08/16/02	5.800 - 5.800	7,790,000	6,321,488	204,108.86	10/39	BNY	S&J
Follansbee 02-A Water Reserve	08/16/02				518,387.52			
Fort Gay 99-A Water Revenue	07/19/99	0.000 - 0.000	305,000	119,434	1,977.84	03/30	BPH	JK
Fort Gay 99-A Water Reserve	07/19/99				10,168.00			
Fountain PSD 07-A Water Reserve	01/07/07				23,603.32			
Fountain PSD 07-B Water Revenue	01/09/07	0.000 - 0.000	1,140,000	838,445	4,583.75	12/46	UNB	S&J
Fountain PSD 07-B Water Reserve	01/09/07				29,830.79			
Fountain PSD 17-A Water Revenue	02/23/17	1.000 - 1.000	8,484,800	7,819,019	0.00	12/56	UNB	JK
Fountain PSD 17-A Water Reserve	02/23/17				273,700.96			
Fountain PSD 90-A Water Revenue	04/20/90	7.850 - 7.850	356,633	224,405	15,870.86	10/29	BNY	S&J
Fountain PSD 90-A Water Reserve	04/20/90				29,750.89			

ACCOUNT NAME	ISSUE DATE	INTEREST RATE	ORIGINAL ISSUANCE	OUTSTANDING 6/30/2018	ACCT BALANCE 6/30/2018	LAST DEBT	PAYING AGENT	BOND COUNSEL
Fountain PSD 90-B Water Revenue	04/20/90	0.000 - 0.000	16,642	5,121	542.29	10/29	BNY	S&J
Fountain PSD 90-B Water Reserve	04/20/90				436.73			
Frankfort PSD 00-A Sewer Revenue	06/22/00	0.000 - 0.000	500,000	229,145	2,830.24	03/32	DEP	S&J
Frankfort PSD 00-A Sewer Reserve	06/22/00				16,963.62			
Frankfort PSD 00-B Sewer Revenue	06/22/00	0.000 - 0.000	1,572,459	904,389	6,880.73	06/40	UNB	S&J
Frankfort PSD 00-B Sewer Reserve	06/22/00				41,817.59			
Frankfort PSD 15-A Sewer Revenue	01/16/15	0.000 - 0.000	17,350,000	16,320,243	43,009.58	12/54	DEP	S&J
Frankfort PSD 15-A Sewer Reserve	01/16/15				72,912.70			
Frankfort PSD 15-B Sewer Revenue	01/16/15	0.602 - 1.000	7,911,125	7,767,424	21,921.16	12/54	UNB	S&J
Frankfort PSD 15-B Sewer Reserve	01/16/15				40,604.30			
Frankfort PSD 16-A Sewer Revenue	11/10/16	0.250 - 0.250	3,700,000	2,512,972	8,866.94	09/56	DEP	S&J
Frankfort PSD 16-A Sewer Reserve	11/10/16				845.52			
Frankfort PSD 08-A Water Revenue	05/06/08	0.000 - 0.000	400,000	301,252	862.95	03/48	UNB	S&J
Frankfort PSD 08-A Water Reserve	05/06/08				10,085.67			
Frankfort PSD 10-A Water Revenue	12/22/10	0.000 - 0.000	3,240,000	2,627,382	7,195.53	12/50	UNB	S&J
Frankfort PSD 10-A Water Reserve	12/22/10				51,932.55			
Frankfort PSD 17-A Water Revenue	03/16/17	1.000 - 1.000	7,123,000	4,528,370	0.00	03/57	UNB	S&J
Frankfort PSD 17-A Water Reserve	03/16/17				0.00			
Franklin 03 Sewer Revenue	02/11/03	0.000 - 0.000	1,332,645	710,720	7,811.34	06/34	DEP	S&J
Franklin 03 Sewer Reserve	02/11/03				45,189.32			
Franklin 16-A Sewer Revenue	09/07/16	0.000 - 0.000	1,140,900	1,120,382	2,785.00	12/55	DEP	S&J
Franklin 16-A Sewer Reserve	09/07/16				29,277.87			
Franklin 03-A Water Revenue	12/17/03	0.000 - 0.000	2,528,623	1,390,743	16,681.10	12/34	BPH	S&J
Franklin 03-A Water Reserve	12/17/03				85,739.17			
Franklin 94 Water Revenue	05/27/94	6.750 - 6.750	309,000	217,354	11,597.02	10/33	BNY	S&J
Franklin 94 Water Reserve	05/27/94				22,785.30			



ACCOUNT NAME	ISSUE DATE	INTEREST RATE	ORIGINAL ISSUANCE	OUTSTANDING 6/30/2018	ACCT BALANCE 6/30/2018	LAST DEBT	PAYING AGENT	BOND COUNSEL
Gap Mills PSD 07-A Water Reserve	05/21/07				17,669.33			
Gap Mills PSD 07-B Water Reserve	05/21/07				4,028.05			
Gary 15-A Sewer Revenue	11/18/15	4.000 - 4.000	96,600	76,089	1,001.20	12/25	MCNB	S&J
Gary 15-A Sewer Reserve	11/18/15				9,726.24			
Gary 00-A Water Revenue	08/01/00	0.000 - 0.000	1,786,911	789,214	11,231.35	09/31	BPH	JK
Gary 00-A Water Reserve	08/01/00				68,273.07			
Gauley River PSD 05-A Water Reserve	11/02/05				86,875.26			
Gauley River PSD 07-A Water Revenue	11/13/07	0.000 - 0.000	354,818	262,732	1,518.83	09/47	UNB	JK
Gauley River PSD 07-A Water Reserve	11/13/07				9,045.95			
Gauley River PSD 10-A Water Reserve	03/25/10				71,604.34			
Gauley River PSD 12-A Water Reserve	03/07/12				36,307.33			
Gauley River PSD 14-A Water Reserve	10/10/14				10,058.68			
Gauley River PSD 86-A Water Revenue	05/09/86	9.750 - 9.750	123,230	66,629	7,797.75	10/25	BNY	JK
Gauley River PSD 86-A Water Reserve	05/09/86				12,462.00			
Gauley River PSD 86-B Water Revenue	05/09/86	0.000 - 0.000	61,350	12,916	2,958.26	10/25	BNY	JK
Gauley River PSD 86-B Water Reserve	05/09/86				1,638.65			
Gilbert 98-A Sewer Revenue	09/29/98	0.000 - 0.000	1,250,000	109,375	31,853.52	03/20	DEP	JK
Gilbert 98-A Sewer Reserve (R)*	09/29/98				70,974.78			
Gilbert 98-B Sewer Revenue	09/29/98	1.000 - 1.000	1,250,000	1,250,000	0.00	09/38	UNB	JK
Gilbert 98-B Sewer Reserve	09/29/98				0.00			
Gilbert 09-A Water Reserve	08/03/09				21,717.37			
Gilbert 12-A Water Reserve	07/27/12				10,307.22			
Gilbert 12-B Water Reserve	07/27/12				20,663.10			
Gilbert 12-C Water Revenue	07/27/12	0.000 - 0.000	983,500	868,534	2,205.46	06/52	UNB	JK
Gilbert 12-C Water Reserve	07/27/12				11,872.00			
Gilbert 18-A Water GAN	05/17/18	0.000 - 0.000	110,000	54,513	0.00	12/19	BBT/WDA	JK

ACCOUNT NAME	ISSUE DATE	INTEREST RATE	ORIGINAL ISSUANCE	OUTSTANDING 6/30/2018	ACCT BALANCE 6/30/2018	LAST DEBT	PAYING AGENT	BOND COUNSEL
Gilmer County PSD 05-A Water Revenue	04/19/05	0.000 - 0.000	1,470,000	1,021,363	3,544.90	03/45	UNB	S&J
Gilmer County PSD 05-A Water Reserve	04/19/05				38,787.74			
Gilmer County PSD 05-B Water Revenue	04/19/05	0.000 - 0.000	1,639,000	997,034	5,479.06	09/36	BPH	S&J
Gilmer County PSD 05-B Water Reserve	04/19/05				55,502.83			
Gilmer County PSD 08-A Water Revenue	04/16/08	0.000 - 0.000	1,325,000	1,023,860	2,994.13	03/48	UNB	S&J
Gilmer County PSD 08-A Water Reserve	04/16/08				35,363.19			
Gilmer County PSD 13-A Water Revenue	05/24/13	0.000 - 0.000	1,725,000	1,523,750	5,726.05	12/44	BPH	S&J
Gilmer County PSD 13-A Water Reserve	05/24/13				20,870.54			
Gilmer County PSD 16-A Water Revenue	10/06/16	1.000 - 1.000	160,000	157,474	422.25	09/56	UNB	S&J
Gilmer County PSD 16-A Water Reserve	09/01/17				415.38			
Glen Dale 11-A Water Reserve	04/21/11				51,401.82			
Glen Dale 98-A Water Revenue	08/26/98	6.250 - 6.250	500,000	371,275	14,859.18	10/35	BNY	S&J
Glen Dale 98-A Water Reserve	08/26/98				35,177.56			
Glen Rogers PSD 06-A Sewer Revenue	06/27/06	0.000 - 0.000	160,000	97,309	1,553.77	09/36	DEP	S&J
Glen Rogers PSD 06-A Sewer Reserve	06/27/06				5,406.79			
Glen-White Trap Hill PSD 07-A Water Reserve	09/26/07				106,240.35			
Glen-White Trap Hill PSD 12-A Water Reserve	04/13/12				3,952.72			
Glen-White Trap Hill PSD 12-B Water Reserve	04/13/12				41,208.51			
Glenville Col Womens Dorm 60/65/70 R&R	06/01/70				17.42			
Glenville 14-A Water & Sewer Revenue	03/20/14	3.000 - 3.000	2,900,000	2,596,316	16,712.01	09/35	UNB	S&J
Glenville 14-A Water & Sewer Reserve	03/20/14				196,646.07			
Grafton 15-A Hospital Reserve	10/28/15				42,586.09			
Grafton 15-B Hospital Reserve	10/28/15				9,173.84			
Grafton 00 Water & Sewer System Design Revenue	07/07/00	0.000 - 0.000	718,500	311,324	11,439.61	06/31	DEP	S&J
Grafton 00 Water & Sewer System Design Reserve	07/07/00				28,543.54			
Grafton 05-A Water & Sewer Revenue	12/19/05	0.000 - 0.000	4,227,582	2,783,152	38,318.94	03/38	DEP	S&J

ACCOUNT NAME	ISSUE DATE	INTEREST RATE	ORIGINAL ISSUANCE	OUTSTANDING 6/30/2018	ACCT BALANCE 6/30/2018	LAST DEBT	PAYING AGENT	BOND COUNSEL
Grafton 05-A Water & Sewer Reserve	12/19/05				143,011.74			
Grafton 94 Water & Sewer Revenue	07/27/94	6.750 - 6.750	2,830,000	1,990,652	139,916.02	10/33	BNY	S&J
Grafton 94 Water & Sewer Reserve	07/27/94				208,679.78			
Grandview-Doolin PSD 00-A Water Revenue	05/02/00	0.000 - 0.000	1,483,979	655,398	12,971.43	09/31	BPH	S&J
Grandview-Doolin PSD 00-A Water Reserve	05/02/00				50,393.35			
Grandview-Doolin PSD 00-B Water Revenue	05/02/00	0.000 - 0.000	3,305,290	1,867,269	14,392.09	03/40	UNB	S&J
Grandview-Doolin PSD 00-B Water Reserve	05/02/00				87,458.24			
Grandview-Doolin PSD 14-A Water Revenue	11/20/14	1.000 - 1.000	8,000,000	7,652,749	21,855.43	09/54	UNB	S&J
Grandview-Doolin PSD 14-A Water Reserve	11/20/14				53,022.07			
Grant County Memorial Hosp 98-A Ref GO	05/01/98	3.850 - 5.300	1,780,000	100,000	153,640.43	04/19	WESBK-WHEEL	JK
Grant County PSD 05-A Water Revenue	07/28/05	0.000 - 0.000	1,833,369	1,277,444	8,276.45	06/45	UNB	JK
Grant County PSD 05-A Water Reserve	07/28/05				48,085.32			
Grant County PSD 08-A Water Reserve	03/27/08				22,099.87			
Grant County PSD 11-A Water Revenue	03/22/11	3.000 - 3.000	328,300	249,475	2,119.37	06/32	UNB	S&J
Grant County PSD 11-A Water Reserve	03/22/11				13,513.33			
Grant County PSD 11-B Water Revenue	03/22/11	1.000 - 1.000	115,000	94,671	382.81	06/42	UNB	S&J
Grant County PSD 11-B Water Reserve	03/22/11				2,742.40			
Grant County PSD 16-A Water Refunding Revenue	06/23/16	2.970 - 2.970	126,000	100,060	1,510.09	08/24	SUMMIT CM B	S&J
Grant County PSD 16-A Water Refunding Reserve	06/23/16				12,794.63			
Grant County PSD 16-B Water Refunding Revenue	06/23/16	3.310 - 3.310	119,600	107,414	908.37	09/30	SUMMIT CM B	S&J
Grant County PSD 16-B Water Refunding Reserve	06/23/16				10,873.39			
Grant County PSD 16-C Water Refunding Revenue	06/23/16	3.340 - 3.340	337,000	305,464	2,442.53	08/31	SUMMIT CM B	S&J
Grant County PSD 16-C Water Refunding Reserve	06/23/16				29,237.76			
Grant County PSD 93 Water Reserve	12/06/93				7,721.48			
Grant County PSD 99 Water Reserve	02/25/99				106,184.76			
Grant Town 10-A Water Revenue	07/20/10	0.000 - 0.000	1,610,000	1,320,552	3,580.02	06/50	UNB	S&J

ACCOUNT NAME	ISSUE DATE	INTEREST RATE	ORIGINAL ISSUANCE	OUTSTANDING 6/30/2018	ACCT BALANCE 6/30/2018	LAST DEBT	PAYING AGENT	BOND COUNSEL
Grant Town 10-A Water Reserve	07/20/10				27,951.02			
Grantsville 09-A Sewer Revenue	11/12/09	0.000 - 0.000	343,361	278,691	1,421.10	09/49	DEP	S&J
Grantsville 09-A Sewer Reserve	11/12/09				9,148.05			
Grantsville 15-A Sewer Reserve	05/15/15				1,004.81			
Grantsville 15-B Sewer Reserve	05/15/15				293.06			
Grantsville 11-A Water Reserve	12/27/11				25,198.89			
Grantsville 15-A Water Revenue	08/28/15	4.300 - 4.300	400,000	344,936	3,160.34	09/30	OVB:BH	S&J
Grantsville 15-A Water Reserve	08/01/15				10,442.68			
Grantsville 91 Water Reserve	02/27/91				4,796.55			
Grantsville 91 Water Depreciation	02/27/91				5,824.22			
Greater Harrison County PSD 03-A Sewer Revenue	06/26/03	0.000 - 0.000	1,981,165	1,286,455	4,851.96	06/43	DEP	S&J
Greater Harrison County PSD 03-A Sewer Reserve	06/26/03				52,333.34			
Greater Harrison County PSD 03-B Sewer Revenue	06/26/03	0.000 - 0.000	4,130,000	2,681,818	9,235.99	06/43	UNB	S&J
Greater Harrison County PSD 03-B Sewer Reserve	06/26/03				109,092.31			
Greater Harrison County PSD 08-A Sewer Revenue	10/27/08	0.000 - 0.000	943,500	731,808	2,107.99	09/48	UNB	S&J
Greater Harrison County PSD 08-A Sewer Reserve	10/27/08				21,893.26			
Greater Harrison County PSD 10-A Sewer Revenue	06/24/10	3.000 - 5.000	878,500	681,727	18,666.48	10/30	BBT/WDA	S&J
Greater Harrison County PSD 10-A Sewer Reserve	06/24/10				45,455.40			
Greater Harrison County PSD 16-A Sewer Revenue	07/20/16	0.000 - 0.000	2,496,500	2,359,151	6,156.32	06/55	DEP	S&J
Greater Harrison County PSD 16-A Sewer Reserve	07/20/16				7,163.32			
Greater Harrison County (Grant Un) PSD 86-A Sewer Revenue	11/06/86	8.380 - 8.380	1,758,771	951,005	77,309.12	10/26	BNY	S&J
Greater Harrison County (Grant Un) PSD 86-A S Reserve	11/06/86				155,718.77			
Greater Harrison County (Grant Un) PSD 86-B Sewer Revenue	11/06/86	0.000 - 0.000	431,387	102,171	8,632.96	10/26	BNY	S&J
Greater Harrison County (Grant Un) PSD 86-B S Reserve	11/06/86				11,549.73			
Greater Harrison County (Grant Un) PSD 90-A Sewer Revenue	04/06/90	7.850 - 7.850	285,908	179,902	10,876.04	10/29	BNY	S&J
Greater Harrison County (Grant Un) PSD 90-A S Reserve	04/06/90				23,851.34			

ACCOUNT NAME	ISSUE DATE	INTEREST RATE	ORIGINAL ISSUANCE	OUTSTANDING 6/30/2018	ACCT BALANCE 6/30/2018	LAST DEBT	PAYING AGENT	BOND COUNSEL
Greater Harrison County (Grant Un) PSD 90-B Sewer Revenue	04/06/90	0.000 - 0.000	13,342	4,105	260.10	10/29	BNY	S&J
Greater Harrison County (Grant Un) PSD 90-B S Reserve	04/06/90				347.87			
Greater Harrison County PSD 04-A Water Revenue	07/27/04	0.000 - 0.000	703,000	474,753	1,757.03	06/44	UNB	S&J
Greater Harrison County PSD 04-A Water Reserve	07/27/04				18,569.68			
Greater Harrison County PSD 06-A Water Revenue	03/29/06	0.000 - 0.000	1,250,000	895,140	2,784.30	03/46	UNB	S&J
Greater Harrison County PSD 06-A Water Reserve	03/29/06				32,672.37			
Greater Harrison County PSD 09-A Water Revenue	03/16/09	0.000 - 0.000	1,500,000	1,190,304	3,327.68	03/49	UNB	S&J
Greater Harrison County PSD 09-A Water Reserve	03/16/09				39,396.56			
Greater Harrison County PSD 14-A Water Reserve	12/05/14				28,312.39			
Greater Marion PSD 00 Sewer Revenue	12/11/00	0.000 - 0.000	400,000	176,649	1,288.57	09/31	DEP	S&J
Greater Marion PSD 00 Sewer Reserve (R)*	12/11/00				13,555.67			
Greater Marion PSD 13-A Sewer Revenue	02/01/13	0.000 - 0.000	1,663,080	1,642,024	938.82	12/52	DEP	S&J
Greater Marion PSD 13-A Sewer Reserve	02/01/13				3,171.69			
Greater Marion PSD 99-A Sewer Revenue	06/23/99	0.000 - 0.000	400,000	55,000	1,949.66	03/21	DEP	S&J
Greater Marion PSD 99-A Sewer Reserve (R)*	06/23/99				20,336.33			
Greater Marion PSD 99-B Sewer Revenue	06/23/99	0.000 - 0.000	1,700,000	921,272	3,785.29	06/39	UNB	S&J
Greater Marion PSD 99-B Sewer Reserve (R)*	06/23/99				44,608.25			
Greater Paw Paw Sanitary Dist 18-A Sewer Revenue	05/03/18	0.750 - 0.750	2,960,000	440,484	0.00	03/48	DEP	S&J
Greater Paw Paw Sanitary Dist 18-A Sewer Reserve	05/03/18				0.00			
Greater Paw Paw Sanitary Dist 87-A Sewer Revenue	04/07/87	8.380 - 8.380	1,548,258	837,180	76,668.97	10/26	BNY	S&J
Greater Paw Paw Sanitary Dist 87-A Sewer Reserve	04/07/87				136,145.00			
Greater Paw Paw Sanitary Dist 87-B Sewer Revenue	04/07/87	0.000 - 0.000	379,753	89,942	7,725.23	10/26	BNY	S&J
Greater Paw Paw Sanitary Dist 87-B Sewer Reserve	04/07/87				9,994.00			
Greater Paw Paw Sanitary Dist 92-A Sewer Revenue	04/22/92	7.750 - 7.750	483,871	331,752	19,043.37	10/31	BNY	S&J
Greater Paw Paw Sanitary Dist 92-A Sewer Reserve	04/22/92				39,659.00			
Greater Paw Paw Sanitary Dist 92-B Sewer Revenue	04/22/92	0.000 - 0.000	16,129	5,790	319.89	10/31	BNY	S&J

ACCOUNT NAME	ISSUE DATE	INTEREST RATE	ORIGINAL ISSUANCE	OUTSTANDING 6/30/2018	ACCT BALANCE 6/30/2018	LAST DEBT	PAYING AGENT	BOND COUNSEL
Greater Paw Paw Sanitary Dist 92-B Sewer Reserve	04/22/92				414.00			
Greater St Albans PSD 07-A Sewer Revenue	08/28/07	0.000 - 0.000	1,850,000	1,264,154	5,538.36	12/38	DEP	S&J
Greater St Albans PSD 07-A Sewer Reserve (R)*	08/28/07				62,650.28			
Greater St Albans PSD 10-A Sewer Revenue	01/29/10	0.000 - 0.000	1,276,820	1,058,401	2,941.10	12/49	DEP	S&J
Greater St Albans PSD 10-A Sewer Reserve	01/29/10				34,147.55			
Greater St Albans PSD 10-C Sewer Revenue	01/29/10	0.000 - 0.000	5,000,000	4,144,730	10,986.58	12/49	UNB	S&J
Greater St Albans PSD 10-C Sewer Reserve	01/29/10				133,705.06			
Greater St Albans PSD 16-A Sewer Revenue	06/17/16	0.500 - 0.500	16,822,000	13,124,221	0.00	03/47	DEP	S&J
Greater St Albans PSD 16-A Sewer Reserve	06/17/16				313,562.93			
Greater St Albans PSD 90-A Sewer Revenue	08/24/90	8.100 - 8.100	3,079,067	1,972,054	124,807.42	10/29	BNY	VLF
Greater St Albans PSD 90-A Sewer Reserve (R)*	08/24/90				266,799.89			
Greater St Albans PSD 90-B Sewer Revenue	08/24/90	0.000 - 0.000	139,054	43,912	3,469.66	10/29	BNY	VLF
Greater St Albans PSD 90-B Sewer Reserve (R)*	08/24/90				3,738.92			
Green Valley-Glenwood PSD 10-A Sewer Refunding Revenue	12/29/10	3.630 - 3.630	1,290,000	706,167	32,239.91	05/25	BBT Govment	S&J
Green Valley-Glenwood PSD 10-A Sewer Ref Reserve	12/29/10				117,513.00			
Green Valley-Glenwood PSD 14-A Sewer Refunding Revenue	07/23/14	0.500 - 0.500	890,330	814,158	3,087.71	09/45	DEP	S&J
Green Valley Glenwood PSD 14-A Sewer Ref Reserve	07/23/14				9,250.92			
Green Valley Glenwood PSD 17-A Sewer Ref Revenue	12/21/17	2.100 - 4.000	3,230,000	3,230,000	62,400.80	12/41	DTC	S&J
Green Valley Glenwood PSD 17-A Sewer Ref Reserve	12/21/17				213,304.57			
Green Valley Glenwood PSD 17-B Sewer Ref Revenue	12/21/17	3.000 - 3.625	400,000	400,000	9,955.05	12/36	DTC	S&J
Green Valley Glenwood PSD 17-B Sewer Ref Reserve	12/21/17				26,415.43			
Green Valley-Glenwood PSD 98-B Sewer Revenue	11/25/98	0.000 - 0.000	317,500	164,835	1,376.35	09/38	UNB	S&J
Green Valley-Glenwood PSD 98-B Sewer Reserve	11/25/98				9,244.42			
Green Valley-Glenwood PSD 05-A Water Reserve	07/08/05				77,271.18			
Green Valley-Glenwood PSD 05-B Water Reserve	07/08/05				36,696.24			
Green Valley-Glenwood PSD 16-A Water Reserve	08/19/16				0.00			

ACCOUNT NAME	ISSUE DATE	INTEREST RATE	ORIGINAL ISSUANCE	OUTSTANDING 6/30/2018	ACCT BALANCE 6/30/2018	LAST DEBT	PAYING AGENT	BOND COUNSEL
Greenbrier County PSD #2 97-A Sewer Revenue	12/11/97	0.000 - 0.000	235,000	5,875	4,380.55	12/18	DEP	S&J
Greenbrier County PSD #2 97-A Sewer Reserve	12/11/97				13,479.69			
Greenbrier County PSD #2 97-B Sewer Revenue	12/11/97	0.000 - 0.000	755,000	375,095	6,538.19	12/37	UNB	S&J
Greenbrier County PSD #2 97-B Sewer Reserve	12/11/97				22,767.45			
Greenbrier County PSD #2 18-A Water Revenue	05/31/18	0.500 - 0.500	6,015,000	151,532	0.00	12/49	BPH	JK
Greenbrier County PSD #2 18-A Water Reserve	05/31/18				0.00			
Greenbrier County Schools 09 GO Escrow	03/26/09	3.000 - 5.000	37,745,000	18,730,000	3,252.06	05/24	DTC	BR
Greenbrier County Schools 16 Refunding GO	07/27/16	1.500 - 5.000	23,250,000	17,995,000	199,945.18	05/24	DTC	BRM
Greenbrier County Schools 16 Ref GO Sur Col	07/27/16				207,908.77			
Greenbrier PSD #1 17-A Sewer Refunding Revenue	05/11/17	2.000 - 3.750	5,435,000	5,435,000	119,879.69	10/47	DTC	JK
Greenbrier PSD #1 17-A Sewer Refunding Reserve	05/11/17				300,032.77			
Greenbrier PSD #1 83-B Sewer Revenue	06/23/83	0.000 - 0.000	910,000	49,189	20,737.92	10/19	BNY	S&J
Hamlin PSD 99 Sewer Revenue	10/28/99	0.000 - 0.000	1,270,883	196,677	12,655.02	09/21	DEP	G&G
Hamlin PSD 99 Sewer Reserve	10/28/99				78,016.07			
Hammond PSD 02-A Water Revenue	04/16/02	0.000 - 0.000	472,620	285,980	4,246.72	03/42	UNB	S&J
Hammond PSD 02-A Water Reserve	04/16/02				12,429.92			
Hammond PSD 17-A Water Refunding Revenue	02/28/17	3.150 - 3.150	71,500	38,948	5,013.88	10/19	OVB:BH	S&J
Hammond PSD 17-A Water Refunding Reserve (R)*	02/28/17				25,325.93			
Hammond PSD 17-B Water Refunding Revenue	02/28/17	3.900 - 3.900	785,000	750,085	10,583.17	09/34	OVB:BH	S&J
Hammond PSD 17-B Water Refunding Reserve	02/28/17				59,437.89			
Hamrick PSD 09-A Sewer Revenue	12/04/09	0.000 - 0.000	215,781	160,023	656.04	09/40	DEP	S&J
Hamrick PSD 09-A Sewer Reserve	12/04/09				7,330.45			
Hamrick PSD 98-B Sewer Revenue	01/20/98	2.000 - 2.000	1,550,000	931,811	8,065.78	12/37	UNB	S&J
Hamrick PSD 98-B Sewer Reserve	01/20/98				58,224.59			
Hamrick PSD 03-A Water Revenue	03/31/03	0.000 - 0.000	760,000	398,979	3,023.02	03/34	BPH	S&J
Hamrick PSD 03-A Water Reserve	03/31/03				25,780.05			

ACCOUNT NAME	ISSUE DATE	INTEREST RATE	ORIGINAL ISSUANCE	OUTSTANDING 6/30/2018	ACCT BALANCE 6/30/2018	LAST DEBT	PAYING AGENT	BOND COUNSEL
Hamrick PSD 17-A Water Revenue	01/17/17	1.000 - 1.000	4,150,000	3,935,539	10,855.34	12/56	UNB	S&J
Hamrick PSD 17-A Water Reserve	01/17/17				1,083.37			
Hancock County PSD 02 Sewer Revenue	08/01/02	0.000 - 0.000	1,000,000	623,376	4,450.25	06/42	UNB	S&J
Hancock County PSD 02 Sewer Reserve	08/01/02				26,355.38			
Hancock County PSD 04-A Sewer Revenue	06/08/04	0.000 - 0.000	899,699	595,979	6,363.42	06/44	DEP	S&J
Hancock County PSD 04-A Sewer Reserve	06/08/04				23,195.57			
Hancock County PSD 08-A Sewer Revenue	08/12/08	0.000 - 0.000	4,569,751	4,421,178	6,004.58	06/35	DEP	S&J
Hancock County PSD 08-A Sewer Reserve	08/12/08				64,702.57			
Hancock County PSD 08-B Sewer Revenue	08/12/08	0.000 - 0.000	5,468,620	4,317,324	12,135.14	06/48	UNB	S&J
Hancock County PSD 08-B Sewer Reserve	08/12/08				145,836.63			
Hancock County PSD 17-A Sewer Revenue	12/21/17	0.250 - 0.250	5,550,000	349,752	0.00	12/57	DEP	JK
Hancock County PSD 17-A Sewer Reserve	12/21/17				0.00			
Hancock County PSD 95-A Sewer Revenue	12/07/95	6.750 - 6.750	289,532	206,103	12,589.02	10/33	BNY	S&J
Hancock County PSD 95-A Sewer Reserve (R)*	12/07/95				21,764.27			
Hancock County PSD 95-B Sewer Revenue	12/07/95	6.250 - 6.250	1,080,088	791,836	43,102.23	10/35	BNY	S&J
Hancock County PSD 95-B Sewer Reserve (R)*	12/07/95				75,575.08			
Hancock County PSD 99 Sewer Revenue	12/02/99	0.000 - 0.000	4,996,347	686,994	69,466.26	03/21	DEP	S&J
Hancock County PSD 99 Sewer Reserve (R)*	12/02/99				253,434.82			
Hancock County Schools 11 GO	03/10/11	3.000 - 5.000	37,000,000	30,600,000	296,293.65	05/36	DTC	BR
Hancock County Schools 11 GO Surplus Collections	03/10/11				1,629,631.44			
Hancock County Schools 83 GO Bank Fee	04/01/83				12,423.62			
Handley 90-A Sewer Revenue	07/27/90	8.100 - 8.100	155,251	99,435	6,024.06	10/29	BNY	VLF
Handley 90-A Sewer Reserve	07/27/90				13,327.98			
Handley 90-B Sewer Revenue	07/27/90	0.000 - 0.000	7,011	2,214	143.82	10/29	BNY	VLF
Handley 90-B Sewer Reserve	07/27/90				185.90			
Hardy County PSD 14-A Sewer Revenue	03/07/14	0.000 - 0.000	1,271,950	1,173,466	2,838.56	06/30	UNB	S&J



ACCOUNT NAME	ISSUE DATE	INTEREST RATE	ORIGINAL ISSUANCE	OUTSTANDING 6/30/2018	ACCT BALANCE 6/30/2018	LAST DEBT	PAYING AGENT	BOND COUNSEL
Hardy County PSD 14-A Sewer Reserve	03/07/14				10,246.02			
Hardy County PSD 01-A Water Reserve	09/18/01				37,939.76			
Hardy County PSD 02-A Water Revenue	03/19/02	0.000 - 0.000	1,215,824	745,182	3,102.88	03/42	UNB	S&J
Hardy County PSD 02-A Water Reserve	03/19/02				31,950.01			
Hardy County PSD 03-A Water Revenue	07/30/03	0.000 - 0.000	534,200	344,645	1,365.40	06/43	UNB	S&J
Hardy County PSD 03-A Water Reserve	07/30/03				14,025.30			
Hardy County PSD 08-A Water Reserve	10/14/08				128,645.85			
Hardy County PSD 10-A Water Revenue	09/30/10	0.000 - 0.000	1,641,250	1,374,800	3,710.08	09/50	UNB	S&J
Hardy County PSD 10-A Water Reserve	09/30/10				43,438.66			
Hardy County PSD 17-A Water Refunding Revenue	04/19/17	2.950 - 2.950	139,000	129,312	1,195.67	02/29	CVB:BH	S&J
Hardy County PSD 17-A Water Refunding Reserve	04/19/17				14,242.24			
Hardy County PSD 17-B Water Refunding Revenue	04/19/17	3.300 - 3.300	26,000	24,465	208.94	06/30	CVB:BH	S&J
Hardy County PSD 17-B Water Refunding Reserve	04/19/17				2,502.50			
Hardy County PSD 17-C Water Refunding Revenue	04/19/17	3.150 - 3.150	208,000	198,496	1,411.25	05/33	CVB:BH	S&J
Hardy County PSD 17-C Water Refunding Reserve	04/19/17				16,810.68			
Hardy County PSD 17-D Water Refunding Revenue	04/19/17	3.250 - 3.250	422,900	407,379	2,591.96	11/35	GCB:BH	S&J
Hardy County PSD 17-D Water Refunding Reserve	04/19/17				30,874.76			
Hardy County PSD 17-E Water Refunding Revenue	04/19/17	3.400 - 3.400	430,400	416,749	2,519.61	06/37	GCB:BH	S&J
Hardy County PSD 17-E Water Refunding Reserve	04/19/17				30,013.22			
Hardy County Schools 12 GO	10/25/12	2.000 - 3.000	21,545,000	15,955,000	91,684.94	06/30	DTC	BR
Hardy County Schools 12 GO Sur Col	10/25/12				1,016,659.64			
Harman 08-A Sewer Revenue	11/07/08	0.000 - 0.000	300,000	238,806	659.02	09/48	UNB	S&J
Harman 08-A Sewer Reserve	11/07/08				6,262.71			
Harman 16-A Water Revenue	08/19/16	0.000 - 0.000	3,435,000	3,408,759	7,548.07	06/56	UNB	S&J
Harman 16-A Water Reserve	08/16/16				753.30			
Harpers Ferry 08-A Water Reserve	03/13/08				15,630.15			

ACCOUNT NAME	ISSUE DATE	INTEREST RATE	ORIGINAL ISSUANCE	OUTSTANDING 6/30/2018	ACCT BALANCE 6/30/2018	LAST DEBT	PAYING AGENT	BOND COUNSEL
Harpers Ferry 86-A Water Revenue	12/19/86	8.380 - 8.380	611,912	330,873	34,983.90	10/26	BNY	S&J
Harpers Ferry 86-A Water Reserve	12/19/86				54,178.50			
Harpers Ferry 86-B Water Revenue	12/19/86	0.000 - 0.000	150,088	35,547	6,358.92	10/26	BNY	S&J
Harpers Ferry 86-B Water Reserve	12/19/86				11,811.24			
Harpers Ferry-Bolivar PSD 09-A Sewer Revenue	07/21/09	0.000 - 0.000	629,612	393,501	2,919.39	12/30	DEP	JK
Harpers Ferry-Bolivar PSD 09-A Sewer Reserve	07/21/09				31,928.67			
Harpers Ferry-Bolivar PSD 18-A Sewer Revenue	01/26/18	2.500 - 2.500	2,874,930	452,656	0.00	12/37	DEP	JK
Harpers Ferry-Bolivar PSD 18-A Sewer Reserve	01/26/18				0.00			
Harpers Ferry-Bolivar PSD 80 Sewer Revenue	04/22/80	6.000 - 7.200	485,000	35,000	30,213.38	10/18	BNY	S&J
Harpers Ferry-Bolivar PSD 80 Sewer Reserve	04/22/80				39,963.43			
Harrisville 01-A Sewer Revenue	04/11/01	2.000 - 2.000	638,000	139,778	7,121.75	03/22	DEP	JK
Harrisville 01-A Sewer Reserve	04/11/01				39,050.71			
Harrisville 08-A Sewer Reserve	11/20/08				18,371.35			
Harrisville 13-A Sewer Reserve	12/13/13				1,095.74			
Harrisville 13-B Sewer Reserve	12/13/13				21,832.99			
Harrisville 90 Sewer Reserve	04/17/90				36,671.54			
Harrisville 08-A Water Reserve	08/15/08				31,059.19			
Harrisville 08-B Water Reserve	09/18/08				11,955.92			
Harrisville 12-A Water Reserve	02/03/12				7,176.10			
Harrisville 14-A Water Reserve	07/25/14				4,423.86			
Harrisville 14-B Water Revenue	07/25/14	1.000 - 1.000	290,000	272,912	780.13	06/54	UNB	JK
Harrisville 14-B Water Reserve	07/25/14				2,590.49			
Hartford 15-A Water Revenue	08/18/15	0.500 - 0.500	207,136	192,655	1,059.01	03/46	BPH	S&J
Hartford 15-A Water Reserve	08/18/15				1,754.71			
Hartford 18-A Water Revenue	06/27/18	0.000 - 0.000	1,425,864	150,749	0.00	03/46	BPH	S&J
Hartford 18-A Water Reserve	06/27/18				0.00			

ACCOUNT NAME	ISSUE DATE	INTEREST RATE	ORIGINAL ISSUANCE	OUTSTANDING 6/30/2018	ACCT BALANCE 6/30/2018	LAST DEBT	PAYING AGENT	BOND COUNSEL
Hillsboro 86-A Sewer Revenue	05/30/86	9.750 - 9.750	280,400	151,607	18,572.54	10/25	BNY	LFG
Hillsboro 86-A Sewer Reserve	05/30/86				28,276.33			
Hillsboro 86-B Sewer Revenue	05/30/86	0.000 - 0.000	139,600	29,389	3,367.56	10/25	BNY	LFG
Hillsboro 86-B Sewer Reserve	05/30/86				3,674.00			
Hinton 04-A Sewer Revenue	03/30/04	0.000 - 0.000	490,000	323,525	4,811.13	03/44	DEP	S&J
Hinton 04-A Sewer Reserve	03/30/04				12,776.11			
Hinton 12-A Sewer Revenue	08/29/12	0.000 - 0.000	1,228,000	1,084,465	3,028.43	06/52	DEP	S&J
Hinton 12-A Sewer Reserve	08/29/12				14,821.58			
Hinton 90-A Sewer Revenue	06/14/90	7.850 - 7.850	637,262	400,986	31,836.47	10/29	BNY	S&J
Hinton 90-A Sewer Reserve	06/14/90				53,160.48			
Hinton 90-B Sewer Revenue	06/14/90	0.000 - 0.000	29,738	9,150	3,440.42	10/29	BNY	S&J
Hinton 90-B Sewer Reserve	06/14/90				777.93			
Hinton 90-C Sewer Reserve	06/14/90				39,631.35			
Hodgesville PSD 02-A Water Reserve	12/18/02				23,107.92			
Hodgesville PSD 11-A Water Reserve	04/14/11				11,317.14			
Hughes River Water 08-A Water Reserve	12/18/08				16,668.66			
Hughes River Water 08-B Water Reserve	12/18/08				4,849.23			
Huntington 00-A Sewer Revenue	10/24/00	2.000 - 2.000	1,832,399	374,495	11,457.24	12/21	DEP	S&J
Huntington 00-A Sewer Reserve	10/24/00				114,283.40			
Huntington 10-A Sewer Revenue	01/12/10	2.000 - 2.000	4,022,945	2,555,105	45,676.16	03/30	DEP	S&J
Huntington 10-A Sewer Reserve	01/12/10				246,235.25			
Huntington 10-B Sewer Revenue	11/10/10	2.000 - 2.000	2,622,055	1,881,651	21,716.50	12/31	DEP	S&J
Huntington 10-B Sewer Reserve	11/10/10				107,095.92			
Huntington 15-A Sewer Revenue	03/26/15	2.000 - 3.750	5,630,000	5,530,000	139,663.95	11/35	DTC	S&J
Huntington 15-A Sewer Reserve	03/26/15				419,526.61			
Huntington 16-A Sewer Refunding Revenue	04/08/16	2.020 - 2.020	2,816,000	2,284,000	253,173.94	11/23	SIGNBK:BH	S&J

ACCOUNT NAME	ISSUE DATE	INTEREST RATE	ORIGINAL ISSUANCE	OUTSTANDING 6/30/2018	ACCT BALANCE 6/30/2018	LAST DEBT	PAYING AGENT	BOND COUNSEL
Huntington 16-A Sewer Refunding Reserve	04/08/16				286,114.93			
Huntington 97 Sewer Revenue	11/25/97	2.000 - 2.000	3,039,895	131,904	18,225.83	03/19	DEP	S&J
Huntington 97 Sewer Reserve	11/25/97				178,859.86			
Huntington 99 Sewer Revenue	06/22/99	2.000 - 2.000	2,083,550	247,703	12,672.41	06/20	DEP	S&J
Huntington 99 Sewer Reserve	06/22/99				127,528.88			
Hurricane 05-B Sewer Revenue	08/09/05	3.000 - 3.000	1,114,236	595,892	62,494.40	10/25	BNY	S&J
Hurricane 05-B Sewer Reserve	08/09/05				92,834.82			
Hurricane 05-C Sewer Revenue	08/09/05	5.000 - 5.000	485,764	259,785	27,244.97	10/25	BNY	S&J
Hurricane 05-C Sewer Reserve	08/09/05				40,471.96			
Hurricane 17-A Sewer Refunding Revenue	03/30/17	2.490 - 2.490	5,617,141	5,053,165	108,588.39	08/27	BBT Govment	S&J
Hurricane 17-A Sewer Refunding Reserve	03/30/17				568,921.19			
Hurricane 89-A Sewer Revenue	12/28/89	7.850 - 7.850	2,331,211	192,931	167,340.01	10/18	BNY	S&J
Hurricane 89-A Sewer Reserve	12/28/89				209,512.99			
Hurricane 89-B Sewer Revenue	12/28/89	0.000 - 0.000	108,789	3,885	3,272.03	10/18	BNY	S&J
Hurricane 89-B Sewer Reserve	12/28/89				3,943.11			
Hurricane 07-A Water Revenue	05/31/07	2.560 - 4.260	1,880,000	613,753	29,251.98	06/22	BBT Govment	S&J
Hurricane 07-A Water Reserve	05/31/07				91,175.26			
Hurricane 94 Water Revenue	05/05/94	6.750 - 6.750	1,100,000	773,752	41,576.45	10/33	BNY	S&J
Hurricane 94 Water Reserve	05/05/94				81,111.86			
Huttonsville PSD 03-A Sewer Revenue	06/03/03	0.000 - 0.000	3,934,000	2,400,897	10,177.10	03/39	UNB	JK
Huttonsville PSD 03-A Sewer Reserve	06/06/03				117,668.78			
Huttonsville PSD 03-B Sewer Reserve	06/06/03				30,509.71			
Huttonsville PSD 11-A Sewer Reserve	04/25/11				27,640.06			
Huttonsville PSD 11-B Sewer Revenue	04/25/11	0.000 - 0.000	800,000	684,940	1,803.81	03/51	UNB	S&J
Huttonsville PSD 11-B Sewer Reserve	04/25/11				21,275.08			
Huttonsville PSD 11-C Sewer Revenue	04/25/11	0.000 - 0.000	200,000	171,180	452.44	03/51	UNB	S&J

ACCOUNT NAME	ISSUE DATE	INTEREST RATE	ORIGINAL ISSUANCE	OUTSTANDING 6/30/2018	ACCT BALANCE 6/30/2018	LAST DEBT	PAYING AGENT	BOND COUNSEL
Huttonsville PSD 11-C Sewer Reserve	04/25/11				5,328.17			
Huttonsville PSD 84-B Sewer Revenue	02/28/84	0.000 - 0.000	144,089	8,005	3,050.24	10/19	BNY	S&J
Huttonsville PSD 00-A Water Reserve (R)*	07/27/00				32,562.46			
Huttonsville PSD 04-A Water Revenue	08/25/04	0.000 - 0.000	952,000	647,111	2,328.43	06/44	UNB	JK
Huttonsville PSD 04-A Water Reserve (R)*	08/25/04				25,305.86			
Huttonsville PSD 04-B Water Reserve (R)*	08/24/04				22,184.19			
Huttonsville PSD 12-A Water Revenue	08/07/12	0.000 - 0.000	244,500	201,702	799.26	03/43	BPH	S&J
Huttonsville PSD 12-A Water Reserve (R)*	08/07/12				4,409.07			
Huttonsville PSD 12-B Water Reserve	12/18/12				84,117.25			
Huttonsville PSD 12-C Water Revenue	12/18/12	0.000 - 0.000	1,085,000	978,620	2,454.12	12/52	UNB	S&J
Huttonsville PSD 12-C Water Reserve	12/18/12				11,017.95			
Huttonsville PSD 12-D Water Revenue	12/18/12	1.000 - 1.000	1,100,000	1,009,770	3,039.52	12/52	UNB	S&J
Huttonsville PSD 12-D Water Reserve	12/18/12				13,455.49			
Huttonsville PSD 12-E Water Revenue	12/18/12	0.000 - 0.000	1,700,000	1,680,715	752.55	09/45	UNB	S&J
Huttonsville PSD 12-E Water Reserve	12/18/12				41,178.83			
Huttonsville PSD 15-A Water Reserve	06/05/15				7,378.49			
Huttonsville PSD 15-B Water Revenue	06/05/15	0.000 - 0.000	3,655,500	3,493,670	12,035.76	03/47	BPH	S&J
Huttonsville PSD 15-B Water Reserve	06/05/15				123,908.49			
Huttonsville PSD 96 Water Reserve (R)*	06/07/96				55,460.92			
Huttonsville 14-A Water Revenue	08/18/14	1.000 - 1.000	576,000	544,942	1,556.92	06/54	UNB	S&J
Huttonsville 14-A Water Reserve	08/18/14				4,714.00			
Jane Lew PSD 05-A Sewer Revenue	07/19/05	0.000 - 0.000	959,015	663,933	2,246.93	06/45	UNB	S&J
Jane Lew PSD 05-A Sewer Reserve	07/19/05				24,991.41			
Jane Lew PSD 13-A Sewer Revenue	05/06/13	0.000 - 0.000	5,167,000	4,694,192	12,024.48	03/53	UNB	S&J
Jane Lew PSD 13-A Sewer Reserve	05/06/13				49,031.83			
Jane Lew PSD 04-A Water Reserve	12/16/04				32,177.17			

ACCOUNT NAME	ISSUE DATE	INTEREST RATE	ORIGINAL ISSUANCE	OUTSTANDING 6/30/2018	ACCT BALANCE 6/30/2018	LAST DEBT	PAYING AGENT	BOND COUNSEL
Jane Lew PSD 09-A Water Revenue	10/23/09	0.000 - 0.000	429,399	322,029	2,366.10	12/40	BPH	S&J
Jane Lew PSD 09-A Water Reserve	10/23/09				11,147.94			
Jefferson County PSD 00-A Sewer Revenue	06/22/00	0.000 - 0.000	1,154,889	519,696	7,879.31	12/31	DEP	S&J
Jefferson County PSD 00-A Sewer Reserve	06/22/00				38,684.56			
Jefferson County PSD 08-A Sewer Revenue	06/18/08	0.000 - 0.000	2,005,000	1,370,058	6,193.09	12/38	DEP	S&J
Jefferson County PSD 08-A Sewer Reserve	06/18/08				67,163.37			
Jefferson County PSD 10-A Sewer Refunding Revenue	06/24/10	3.000 - 4.375	1,895,000	1,300,000	94,799.95	10/28	DTC	STB
Jefferson County PSD 10-A Sewer Refunding Reserve	06/24/10				154,608.82			
Jefferson County PSD 13-A Sewer Revenue	06/14/13	2.250 - 4.000	1,660,000	1,190,000	17,309.80	06/28	DTC	BR
Jefferson County PSD 13-A Sewer Reserve	06/14/13				146,715.10			
Jefferson County PSD 88-B Sewer Revenue	05/05/88	0.000 - 0.000	425,767	120,091	11,123.88	10/28	BNY	S&J
Jefferson County PSD 88-B Sewer Reserve	05/05/88				10,974.49			
Jefferson County PSD 98-B Sewer Revenue	06/25/98	0.000 - 0.000	599,089	29,952	6,981.92	06/19	DEP	S&J
Jefferson County PSD 98-B Sewer Reserve	06/25/98				30,102.73			
Jefferson County PSD 98-C Sewer Revenue	06/25/98	1.000 - 1.000	662,039	662,039	0.00	06/38	UNB	S&J
Jefferson County PSD 98-C Sewer Reserve	06/25/98				0.00			
Jefferson County PSD 99-A Sewer Revenue	12/08/99	0.000 - 0.000	378,363	148,191	2,872.86	03/30	DEP	S&J
Jefferson County PSD 99-A Sewer Reserve	12/08/99				12,673.78			
Jefferson County PSD 14-A Water Revenue	04/17/14	0.500 - 0.500	985,350	901,049	3,278.10	09/45	BPH	BR
Jefferson County PSD 14-A Water Reserve	04/17/14				10,145.86			
Jefferson County Schools 12 Ref GO	08/02/12	4.000 - 4.000	11,590,000	3,290,000	129,070.59	05/20	DTC	BR
Jefferson County Schools 12 Ref Sur Col	08/02/12				1,209,315.72			
Jefferson County Schools 12 Ref Spec Sur	08/02/12				42.33			
Junior 04-A Sewer Revenue	10/25/04	0.000 - 0.000	902,250	526,313	5,888.06	12/35	DEP	S&J
Junior 04-A Sewer Reserve	10/25/04				30,468.36			
Junior 12-A Sewer Reserve	06/21/12				8,349.07			

ACCOUNT NAME	ISSUE DATE	INTEREST RATE	ORIGINAL ISSUANCE	OUTSTANDING 6/30/2018	ACCT BALANCE 6/30/2018	LAST DEBT	PAYING AGENT	BOND COUNSEL
Junior 09-A Water Revenue	09/10/09	0.000 - 0.000	690,000	556,440	2,942.47	09/49	UNB	S&J
Junior 09-A Water Reserve	09/10/09				18,168.27			
Justice PSD 93 Water Revenue	11/24/93	6.750 - 6.750	439,000	307,148	13,766.36	10/33	BNY	JK
Justice PSD 93 Water Reserve	11/24/93				32,198.43			
Kanawha Falls PSD 03-A Sewer Revenue	11/06/03	0.000 - 0.000	1,990,400	1,111,289	13,132.29	03/35	DEP	JK
Kanawha Falls PSD 03-A Sewer Reserve	11/06/03				66,348.00			
Kanawha Falls PSD 03-B Sewer Revenue	11/06/03	5.800 - 5.800	110,000	46,439	6,496.89	10/23	BBT/WDA	JK
Kanawha Falls PSD 03-B Sewer Reserve	11/06/03				9,386.00			
Kanawha Falls PSD 81 Sewer Reserve	01/01/81				142,000.00			
Kanawha Falls PSD 02-A Water Reserve	02/22/02				24,685.10			
Kanawha Falls PSD 80 Water Imp & Ref Reserve	09/14/81				161,105.14			
Kanawha (UKV) PSD 02-A Sewer Revenue	03/15/02	0.500 - 0.500	300,000	146,491	957.04	03/32	UNB	S&J
Kanawha (UKV) PSD 02-A Sewer Reserve	03/15/02				11,108.50			
Kanawha (Chelyan) PSD 02 Sewer Revenue	06/04/02	0.000 - 0.000	3,118,574	1,944,046	6,988.45	06/42	UNB	G&G
Kanawha (Chelyan) PSD 02 Sewer Reserve	06/04/02				82,372.53			
Kanawha (Chelyan) PSD 09-A Sewer Revenue	12/15/09	0.000 - 0.000	2,761,569	1,829,529	13,117.82	09/31	DEP	JK
Kanawha (Chelyan) PSD 09-A Sewer Reserve	12/15/09				95,749.85			
Kanawha (Chelyan) PSD 94-A Sewer Revenue	04/22/94	6.750 - 6.750	1,023,500	719,941	32,450.97	10/33	BNY	JK
Kanawha (Chelyan) PSD 94-A Sewer Reserve	04/22/94				75,471.77			
Kanawha (Chelyan) PSD 94-B Sewer Revenue	04/22/94	6.750 - 6.750	175,276	123,291	5,557.72	10/33	BNY	JK
Kanawha (Chelyan) PSD 94-B Sewer Reserve	04/22/94				12,925.07			
Kanawha (Chelyan) PSD 95-A Sewer Revenue	06/29/95	6.750 - 6.750	634,000	448,534	20,218.59	10/33	BNY	JK
Kanawha (Chelyan) PSD 95-A Sewer Reserve	06/29/95				47,020.12			
Kanawha (UKV-London) PSD 97-L Sewer Note	08/18/97	0.000 - 0.000	119,064	119,064	0.00	08/20	UNB	S&J
Kanawha (UKV-Pnt Ck) PSD 97-P Sewer Note	08/18/97	0.000 - 0.000	145,000	145,000	0.00	08/20	UNB	S&J
Kanawha (Chelyan) PSD 99-A Sewer Revenue	07/15/99	0.000 - 0.000	2,518,000	1,070,133	7,806.97	03/31	DEP	JK

ACCOUNT NAME	ISSUE DATE	INTEREST RATE	ORIGINAL ISSUANCE	OUTSTANDING 6/30/2018	ACCT BALANCE 6/30/2018	LAST DEBT	PAYING AGENT	BOND COUNSEL
Kanawha (Chelyan) PSD 99-A Sewer Reserve	07/15/99				85,345.10			
Kanawha (UKV) PSD 99 Sewer Revenue	10/21/99	0.000 - 0.000	5,768,297	3,183,764	12,935.33	09/39	UNB	S&J
Kanawha (UKV) PSD 99 Sewer Reserve	10/21/99				152,351.33			
Kenova 07-A Sewer Revenue	07/12/07	0.000 - 0.000	3,747,000	2,840,840	4,211.88	06/47	UNB	S&J
Kenova 07-A Sewer Reserve	07/12/07				92,842.52			
Kenova 07-B Sewer Revenue	07/12/07	0.000 - 0.000	4,649,209	3,524,890	5,787.00	06/47	DEP	S&J
Kenova 07-B Sewer Reserve	07/12/07				115,186.10			
Kenova 91-A Sewer Revenue	08/09/91	8.100 - 8.100	508,101	325,426	17,693.26	10/29	BNY	S&J
Kenova 91-A Sewer Reserve	08/09/91				43,407.00			
Kenova 91-B Sewer Revenue	08/09/91	0.000 - 0.000	22,941	7,245	415.32	10/29	BNY	S&J
Kenova 91-B Sewer Reserve	08/09/91				604.00			
Kenova 01 Water Reserve	12/06/01				45,062.82			
Kenova 05-A Water Revenue	09/27/05	5.050 - 5.050	1,500,000	780,078	80,209.29	10/25	BNY	G&G
Kenova 05-A Water Reserve	09/27/05				120,940.80			
Kenova 05-B Water Revenue	09/27/05	6.000 - 6.000	1,500,000	1,326,387	43,346.19	10/44	BNY	G&G
Kenova 05-B Water Reserve	09/27/05				100,404.00			
Kenova 05-C Water Revenue	09/27/05	0.000 - 0.000	9,986,213	6,241,358	38,876.12	03/37	BPH	G&G
Kenova 05-C Water Reserve	09/27/05				332,876.40			
Kenova 17 Water Reserve	03/16/17				0.00			
Keyser 01-B Sewer Refunding Revenue	09/13/01	4.000 - 5.800	1,795,000	845,000	91,000.75	10/25	DTC	BR
Keyser 01-B Sewer Refunding Reserve (R)*	09/13/01				137,839.70			
Keyser 01 Sewer Revenue	02/13/01	0.000 - 0.000	523,072	523,072	273.63	03/25	DEP	BR
Keyser 01 Sewer Reserve (R)*	01/25/01				0.00			
Keyser 14-A Sewer Revenue	08/27/14	1.000 - 1.000	2,597,300	2,483,774	10,248.20	06/54	UNB	BR
Keyser 14-A Sewer Reserve	08/27/14				17,307.21			
Keyser 15-A Sewer Revenue	01/29/15	0.000 - 0.000	20,400,000	20,016,962	28,573.15	06/50	DEP	S&J



ACCOUNT NAME	ISSUE DATE	INTEREST RATE	ORIGINAL ISSUANCE	OUTSTANDING 6/30/2018	ACCT BALANCE 6/30/2018	LAST DEBT	PAYING AGENT	BOND COUNSEL
Keyser 15-A Sewer Reserve	01/29/15				79,720.47			
Keyser 80 Sewer Reserve (R)*	09/14/81				57,550.40			
Keyser 99 Sewer Revenue	11/16/99	0.000 - 0.000	5,753,801	1,242,296	54,540.84	03/23	DEP	BR
Keyser 99 Sewer Reserve (R)*	11/16/99				266,574.09			
Keyser 13-A Water Reserve	09/03/13				49,085.84			
Keyser 14-A Water Reserve	08/27/14				31,181.15			
Keyser 98-A Water Revenue	10/15/98	6.250 - 6.250	761,842	564,800	30,379.27	10/35	BNY	BR
Keyser 98-A Water Reserve	10/15/98				53,290.05			
Keyser 98-B Water Revenue	10/15/98	5.800 - 5.800	2,997,584	2,323,808	108,121.64	10/38	BNY	BR
Keyser 98-B Water Reserve	10/15/98				194,747.74			
Kingmill Valley PSD 10-A Sewer Reserve	02/11/10				92,587.51			
Kingmill Valley PSD 14-A Sewer Refunding Revenue	04/23/14	2.670 - 2.670	721,925	488,849	6,248.59	10/25	BBT Govment	S&J
Kingmill Valley PSD 14-A Sewer Refunding Reserve	04/23/14				73,448.12			
Kingmill Valley PSD 86-B Sewer Revenue	06/12/86	0.000 - 0.000	81,343	16,686	1,978.53	10/25	BNY	S&J
Kingmill Valley PSD 86-B Sewer Reserve	06/12/86				3,411.21			
Kingmill Valley PSD 99-A Sewer Revenue	06/15/99	5.800 - 5.800	183,200	142,021	5,760.98	10/38	BNY	S&J
Kingmill Valley PSD 99-A Sewer Reserve	06/15/99				11,952.94			
Kingwood 01 Sewer Revenue	12/20/01	0.000 - 0.000	876,739	430,320	8,855.96	03/33	DEP	S&J
Kingwood 01 Sewer Reserve (R)*	12/20/01				29,712.11			
Kingwood 10-A Sewer Refunding Revenue	08/27/10	3.000 - 4.250	1,605,000	970,000	91,772.98	10/25	DTC	S&J
Kingwood 10-A Sewer Refunding Reserve (R)*	08/27/10				149,135.53			
Kingwood 12-A Sewer Revenue	07/25/12	0.000 - 0.000	15,794,955	14,394,955	32,531.60	06/52	DEP	S&J
Kingwood 12-A Sewer Reserve	07/25/12				241,666.76			
Kingwood 86-B Sewer Revenue	03/26/86	0.000 - 0.000	850,860	179,128	40,979.14	10/25	BNY	S&J
Kingwood 86-B Sewer Reserve (R)*	03/26/86				23,240.74			
Kingwood 01 Water Revenue	01/18/01	5.800 - 5.800	1,139,214	264,259	67,902.49	10/20	BNY	S&J

ACCOUNT NAME	ISSUE DATE	INTEREST RATE	ORIGINAL ISSUANCE	OUTSTANDING 6/30/2018	ACCT BALANCE 6/30/2018	LAST DEBT	PAYING AGENT	BOND COUNSEL
Kingwood 01 Water Reserve	01/18/01				99,177.66			
Kingwood 07-A Water Revenue	06/14/07	0.000 - 0.000	265,000	198,310	647.10	06/47	UNB	S&J
Kingwood 07-A Water Reserve	06/14/07				6,840.83			
Kingwood 09-A Water Revenue	09/29/09	0.000 - 0.000	1,135,000	909,444	2,753.13	09/49	UNB	S&J
Kingwood 09-A Water Reserve	09/29/09				29,621.15			
Kingwood 87-A Water Revenue	01/07/87	8.380 - 8.380	2,810,612	1,519,758	125,378.79	10/26	BNY	S&J
Kingwood 87-A Water Reserve	01/07/87				248,846.98			
Kingwood 87-B Water Revenue	01/07/87	0.000 - 0.000	689,388	163,276	13,950.95	10/26	BNY	S&J
Kingwood 87-B Water Reserve	01/07/87				18,464.35			
Kopperston PSD 96 Water Revenue	09/20/96	6.250 - 6.250	644,000	472,979	25,007.19	10/35	BNY	JK
Kopperston PSD 96 Water Reserve	09/20/96				44,813.41			
Lake Floyd PSD 86-A Sewer Revenue	03/07/86	9.750 - 9.750	136,870	74,003	8,982.11	10/25	BNY	S&J
Lake Floyd PSD 86-A Sewer Reserve	03/07/86				13,841.39			
Lake Floyd PSD 86-B Sewer Revenue	03/07/86	0.000 - 0.000	68,130	14,343	1,651.17	10/25	BNY	S&J
Lake Floyd PSD 86-B Sewer Reserve	03/07/86				1,800.79			
Lake Floyd PSD 86-A&B Sewer R&R	03/07/86				6,475.74			
Lashmeet PSD 98-A Lot 2 Water Revenue	09/10/98	2.000 - 2.000	670,000	410,091	2,518.51	09/38	UNB	S&J
Lashmeet PSD 98-A Water Revenue	09/10/98	2.000 - 2.000	3,400,000	2,081,060	14,484.05	09/38	UNB	S&J
Lashmeet PSD 98-A Water Reserve	09/10/98				150,946.63			
Lavalette PSD 06-A Water Reserve	02/23/06				108,987.31			
Lavalette PSD 06-B Water Reserve	02/23/06				38,170.29			
Lavalette PSD 06-C Water Revenue	02/23/06	0.000 - 0.000	1,918,050	1,370,030	14,265.77	12/45	UNB	S&J
Lavalette PSD 06-C Water Reserve	02/23/06				50,622.64			
Lavalette PSD 09-A Water Reserve	05/18/09				62,552.45			
Lavalette PSD 09-B Water Reserve	05/18/09				33,950.24			
Lavalette PSD 10-A Water Reserve	03/10/10				75,892.11			

ACCOUNT NAME	ISSUE DATE	INTEREST RATE	ORIGINAL ISSUANCE	OUTSTANDING 6/30/2018	ACCT BALANCE 6/30/2018	LAST DEBT	PAYING AGENT	BOND COUNSEL
Lavalette PSD 10-B Water Reserve	03/10/10				7,184.74			
Lavalette PSD 11-A Water Reserve	02/04/11				58,539.30			
Lavalette PSD 12-A Water Reserve	09/21/12				22,094.30			
Lewis County EDA 03-A Water Revenue	08/27/03	0.000 - 0.000	2,374,500	1,502,848	5,117.64	06/43	UNB	S&J
Lewis County EDA 03-A Water Reserve	08/27/03				0.00			LOC 06/01/2043
Lewis County EDA 06-A Water Revenue	07/27/06	0.000 - 0.000	4,422,000	3,215,970	9,590.98	06/46	UNB	S&J
Lewis County EDA 06-A Water Reserve	07/27/06				0.00			LOC 06/01/2046
Lewis County EDA 16-A Water Revenue	01/20/16	1.000 - 1.000	2,650,109	2,418,707	9,168.18	12/55	UNB	S&J
Lewis County EDA 16-A Water Reserve	01/20/16				16,105.74			
Lewis County EDA 17-A Water Revenue	08/31/17	1.000 - 1.000	947,210	575,211	0.00	06/57	UNB	S&J
Lewis County EDA 17-A Water Reserve	08/31/17				30,052.05			
Lewis County EDA 99-A Water Revenue	06/10/99	0.000 - 0.000	1,673,000	895,104	3,578.96	06/39	UNB	S&J
Lewis County EDA 99-A Water Reserve	06/10/99				0.00			LOC 06/01/2039
Lewisburg 09-A Water Revenue	05/22/09	4.510 - 4.510	1,000,000	658,778	13,089.61	06/29	BBT Govment	S&J
Lewisburg 09-A Water Reserve	05/22/09				77,346.35			
Lewisburg 10-A Water Revenue	12/02/10	3.000 - 3.000	1,482,000	1,105,736	13,938.77	03/32	UNB	S&J
Lewisburg 10-A Water Reserve	12/02/10				99,496.43			
Lewisburg 12-A Water Revenue	06/27/12	4.000 - 4.000	486,000	376,089	6,212.01	04/32	OVB:BH	S&J
Lewisburg 12-A Water Reserve	06/27/12				21,646.03			
Lewisburg 13-A Water Revenue	04/01/13	3.500 - 3.500	3,500,000	2,842,539	20,863.56	06/33	PREMIER:BH	S&J
Lewisburg 13-A Water Reserve	04/01/13				248,781.48			
Lewisburg Water Repair & Replacement	06/01/11				42,503.45			
Lincoln PSD 02-A Water Revenue	08/06/02	5.800 - 5.800	580,429	471,011	18,384.06	10/39	BNY	S&J
Lincoln PSD 02-A Water Reserve	08/06/02				38,703.23			
Lincoln PSD 02-B Water Revenue	08/06/02	5.800 - 5.800	121,522	98,613	3,856.12	10/39	BBT/WDA	S&J
Lincoln PSD 02-B Water Reserve	08/06/02				8,103.46			

ACCOUNT NAME	ISSUE DATE	INTEREST RATE	ORIGINAL ISSUANCE	OUTSTANDING 6/30/2018	ACCT BALANCE 6/30/2018	LAST DEBT	PAYING AGENT	BOND COUNSEL
Lincoln PSD 03-A Water Reserve	07/03/03				53,465.72			
Lincoln PSD 06-A Water Revenue	07/13/06	0.000 - 0.000	550,242	387,750	2,497.67	12/44	UNB	S&J
Lincoln PSD 06-A Water Reserve	07/13/06				15,401.91			
Lincoln PSD 10-A Water Revenue	06/16/10	0.000 - 0.000	2,200,000	1,828,564	4,930.11	06/50	UNB	S&J
Lincoln PSD 10-A Water Reserve	06/16/10				58,194.32			
Lincoln PSD 15-A Water Reserve	03/06/15				4,981.26			
Lincoln PSD 15-B Water Revenue	03/13/15	1.000 - 1.000	1,000,000	962,398	2,700.38	03/55	UNB	S&J
Lincoln PSD 15-B Water Reserve	03/06/15				5,797.66			
Lincoln PSD 18-A Water Reserve	01/26/18				0.00			
Lincoln PSD 98 Water Design Reserve	12/29/98				5,106.30			
Little Creek PSD 16-A Water Reserve	07/21/16				0.00			
Logan County PSD 02-A Sewer Revenue	12/12/02	0.000 - 0.000	5,328,940	3,435,764	27,613.23	12/42	DEP	JK
Logan County PSD 02-A Sewer Reserve	12/12/02				142,645.74			
Logan County PSD 02-B Sewer Revenue	12/12/02	0.000 - 0.000	2,190,000	1,402,745	4,940.20	12/42	UNB	JK
Logan County PSD 02-B Sewer Reserve	12/12/02				58,242.24			
Logan County PSD 02-C Sewer Reserve	12/12/02				16,928.27			
Logan County PSD 08-A Sewer Revenue	04/09/08	0.000 - 0.000	4,500,000	3,454,812	10,009.62	03/48	UNB	JK
Logan County PSD 08-A Sewer Reserve	04/09/08				107,151.65			
Logan County PSD 13-A Sewer Reserve	01/24/13				19,274.18			
Logan County PSD 18-A Sewer Reserve	01/18/18				0.00			
Logan County PSD 18-B Sewer Revenue	01/11/18	0.500 - 0.500	1,700,000	528,653	0.00	12/57	UNB	JK
Logan County PSD 18-B Sewer Reserve	01/11/18				0.00			
Logan County PSD 01-A Water Revenue	09/06/01	5.800 - 5.800	3,830,000	3,107,997	110,381.89	10/39	BNY	JK
Logan County PSD 01-A Water Reserve	09/06/01				255,387.00			
Logan County PSD 01-B Water Revenue	09/06/01	0.000 - 0.000	2,670,000	1,612,382	5,983.68	09/41	UNB	JK
Logan County PSD 01-B Water Reserve	09/06/01				70,550.85			

ACCOUNT NAME	ISSUE DATE	INTEREST RATE	ORIGINAL ISSUANCE	OUTSTANDING 6/30/2018	ACCT BALANCE 6/30/2018	LAST DEBT	PAYING AGENT	BOND COUNSEL
Logan County PSD 02-A Water Reserve	01/24/02				76,110.54			
Logan County PSD 02-B Water Revenue	10/09/02	0.000 - 0.000	1,100,000	688,387	2,505.10	09/42	UNB	JK
Logan County PSD 02-B Water Reserve	10/09/02				28,901.87			
Logan County PSD 03-B Water Revenue	10/29/03	0.000 - 0.000	3,600,000	2,376,470	8,121.41	09/43	UNB	JK
Logan County PSD 03-B Water Reserve	10/29/03				95,991.97			
Logan County PSD 05-A Water Revenue	04/27/05	0.000 - 0.000	923,245	645,668	2,420.64	03/45	UNB	JK
Logan County PSD 05-A Water Reserve	04/27/05				24,509.20			
Logan County PSD 08-A Water Revenue	07/16/08	0.000 - 0.000	1,700,000	1,324,674	3,809.17	06/48	UNB	JK
Logan County PSD 08-A Water Reserve	07/16/08				38,490.76			
Logan County PSD 08-B Water Revenue	07/16/08	0.000 - 0.000	1,900,000	1,470,960	4,231.63	06/48	UNB	JK
Logan County PSD 08-B Water Reserve	07/16/08				43,997.79			
Logan County PSD 10-A Water Revenue	03/16/10	0.000 - 0.000	800,000	668,402	1,818.97	03/50	UNB	JK
Logan County PSD 10-A Water Reserve	03/16/10				13,533.57			
Logan County PSD 12-A Water Reserve	12/13/12				8,362.69			
Logan County PSD 13-A Water Revenue	02/07/13	0.000 - 0.000	3,800,000	2,780,290	8,594.06	12/52	UNB	JK
Logan County PSD 13-A Water Reserve	02/07/13				38,586.09			
Logan County PSD 14-A Water Reserve	07/24/14				11,750.55			
Logan County PSD 14-B Water Revenue	07/24/14	2.000 - 2.000	3,478,000	3,260,930	25,357.44	12/45	UNB	JK
Logan County PSD 14-B Water Reserve	07/24/14				40,352.57			
Logan County PSD 15-A Water Reserve	06/05/15				2,059.51			
Logan County PSD 15-B Water Revenue	09/02/15	2.000 - 2.000	907,000	873,375	4,185.38	12/46	UNB	JK
Logan County PSD 15-B Water Reserve	09/02/15				6,432.11			
Logan County PSD 96-B Water Revenue	07/31/96	3.000 - 3.000	1,780,000	815,087	13,920.45	09/29	UNB	JK
Logan County PSD 96-B Water Reserve	07/31/96				87,195.76			
Logan County PSD 97-A Water Revenue	02/12/97	3.000 - 3.000	1,000,000	633,954	6,840.25	12/37	UNB	JK
Logan County PSD 97-A Water Reserve	02/12/97				43,357.47			

ACCOUNT NAME	ISSUE DATE	INTEREST RATE	ORIGINAL ISSUANCE	OUTSTANDING 6/30/2018	ACCT BALANCE 6/30/2018	LAST DEBT	PAYING AGENT	BOND COUNSEL
Logan County PSD 97-B Water Revenue	03/25/97	2.000 - 2.000	1,075,000	620,440	6,213.76	03/37	UNB	JK
Logan County PSD 97-B Water Reserve	03/25/97				40,037.85			
Logan County PSD 98-A Water Revenue	06/10/98	1.000 - 1.000	815,000	455,873	2,172.81	06/38	UNB	JK
Logan County PSD 98-A Water Reserve	06/10/98				25,350.96			
Logan County PSD 99-C Lot 2 Water Revenue	06/17/99	0.000 - 0.000	615,000	58,568	5,056.65	06/19	UNB	JK
Logan County PSD 99-A Water Revenue	04/21/99	0.000 - 0.000	5,050,000	3,065,276	12,717.76	03/39	UNB	JK
Logan County PSD 99-A Water Reserve	04/21/99				150,279.69			
Logan County PSD 99-C Water Revenue	06/17/99	0.000 - 0.000	2,590,000	1,403,590	5,767.40	06/39	UNB	JK
Logan County PSD 99-C Water Reserve	06/17/99				127,579.42			
Logan County PSD 99-D Water Revenue	12/14/99	5.800 - 5.800	330,000	53,528	21,585.37	10/19	BBT/WDA	JK
Logan County PSD 99-D Water Reserve	12/14/99				29,314.76			
Logan 08-A Sewer Revenue	06/27/08	0.000 - 0.000	4,446,053	3,459,611	10,692.57	06/48	DEP	S&J
Logan 08-A Sewer Reserve	06/27/08				116,609.07			
Logan 13-A Sewer Revenue	04/11/13	0.000 - 0.000	400,000	358,704	951.73	03/53	DEP	S&J
Logan 13-A Sewer Reserve	04/11/13				10,373.55			
Logan 87-A Sewer Revenue	09/25/87	8.380 - 8.380	623,087	336,918	27,094.19	10/26	BNY	JK
Logan 87-A Sewer Reserve	09/25/87				55,058.37			
Logan 87-B Sewer Revenue	09/25/87	0.000 - 0.000	152,833	36,200	3,029.34	10/26	BNY	JK
Logan 87-B Sewer Reserve	09/25/87				4,044.71			
Logan 93-A Sewer Revenue	03/29/93	7.750 - 7.750	2,284,839	1,566,532	80,092.34	10/31	BNY	JK
Logan 93-A Sewer Reserve	03/29/93				188,183.26			
Logan 93-B Sewer Revenue	03/29/93	0.000 - 0.000	76,161	27,340	1,471.26	10/31	BNY	JK
Logan 93-B Sewer Reserve	03/29/93				1,962.56			
Logan 95 Sewer Revenue	08/31/95	6.750 - 6.750	377,980	267,407	11,906.48	10/33	BNY	JK
Logan 95 Sewer Reserve	08/31/95				27,977.37			
Lubeck PSD 05-A Sewer Revenue	09/27/05	0.000 - 0.000	7,879,443	7,879,443	0.00	03/39	UNB	JK

ACCOUNT NAME	ISSUE DATE	INTEREST RATE	ORIGINAL ISSUANCE	OUTSTANDING 6/30/2018	ACCT BALANCE 6/30/2018	LAST DEBT	PAYING AGENT	BOND COUNSEL
Lubeck PSD 05-A Sewer Reserve	09/27/05				41,815.29			
Lubeck PSD 05-B Sewer Revenue	09/27/05	0.000 - 0.000	2,411,178	1,681,746	6,992.55	03/39	UNB	JK
Lubeck PSD 05-B Sewer Reserve	09/27/05				87,767.43			
Lubeck PSD 10-A Sewer Revenue	02/25/10	0.000 - 0.000	2,136,720	1,528,860	6,356.08	03/39	UNB	JK
Lubeck PSD 10-A Sewer Reserve	02/25/10				74,958.21			
Lubeck PSD 12-A Sewer Revenue	06/22/12	0.000 - 0.000	716,272	636,151	1,782.07	03/52	DEP	JK
Lubeck PSD 12-A Sewer Reserve	06/22/12				19,180.55			
Lubeck PSD 15-A Sewer Revenue	02/27/15	0.000 - 0.000	2,070,530	1,808,986	7,546.48	03/39	UNB	JK
Lubeck PSD 15-A Sewer Reserve	02/27/15				27,210.69			
Lubeck PSD 15-B Sewer Reserve	03/26/15				8,229.53			
Lubeck PSD 15 Sewer BAN	02/27/15	0.000 - 0.000	2,070,529	2,070,129	85.15	03/20	UNB	JK
Lubeck PSD 99-A Sewer Revenue	03/09/99	0.000 - 0.000	7,950,000	1,093,125	80,185.18	03/21	DEP	JK
Lubeck PSD 99-A Sewer Reserve (R)*	03/09/99				406,727.45			
Lubeck PSD 99-B Sewer Revenue	03/09/99	0.000 - 0.000	2,000,000	1,092,098	9,933.78	03/39	UNB	JK
Lubeck PSD 99-B Sewer Reserve	03/09/99				62,802.73			
Lubeck PSD 05-A Water Revenue	06/17/05	3.000 - 3.000	1,573,000	784,286	17,131.90	12/26	UNB	JK
Lubeck PSD 05-A Water Reserve	06/17/05				105,600.56			
Lubeck PSD 05-B Water Reserve	06/17/05				110,715.94			
Lubeck PSD 05-C Water Reserve	06/17/05				25,265.29			
Lubeck PSD 10-A Water Reserve	05/14/10				45,289.25			
Lubeck PSD 11-A Water Reserve	02/11/11				36,491.93			
Lubeck PSD 11-B Water Revenue	11/30/11	3.000 - 3.000	352,565	264,047	2,022.10	03/32	UNB	JK
Lubeck PSD 11-B Water Reserve	11/30/11				15,109.82			
Lubeck PSD 16-A Water Revenue	09/22/16	0.500 - 0.500	3,273,000	2,969,345	10,265.66	03/48	BPH	JK
Lubeck PSD 16-A Water Reserve	09/22/16				3,926.32			
Lubeck PSD 90-A Water Revenue	04/02/90	7.850 - 7.850	3,139,013	1,975,165	160,164.42	10/29	BNY	BR

ACCOUNT NAME	ISSUE DATE	INTEREST RATE	ORIGINAL ISSUANCE	OUTSTANDING 6/30/2018	ACCT BALANCE 6/30/2018	LAST DEBT	PAYING AGENT	BOND COUNSEL
Lubeck PSD 90-A Water Reserve	04/02/90				261,859.01			
Lubeck PSD 90-B Water Revenue	04/02/90	0.000 - 0.000	146,487	45,073	5,649.97	10/29	BNY	BR
Lubeck PSD 90-B Water Reserve	04/02/90				6,533.25			
Lumberport 11-A Sewer Revenue	12/15/11	0.000 - 0.000	1,755,150	1,312,102	5,691.75	09/37	UNB	S&J
Lumberport 11-A Sewer Reserve	12/15/11				69,054.49			
Lumberport 02-A Water Reserve	07/10/02				40,538.82			
Malden PSD 09-A Sewer Revenue	08/26/09	0.000 - 0.000	2,639,983	1,931,233	8,490.15	12/38	DEP	S&J
Malden PSD 09-A Sewer Reserve	08/26/09				96,901.07			
Malden PSD 09-C Sewer Reserve	08/26/09				114,328.47			
Malden PSD 16-A Sewer Reserve	10/06/16				0.00			
Malden PSD 16-B Sewer Reserve	10/06/16				14,042.73			
Malden PSD 16-C Sewer Reserve	10/06/16				33,600.00			
Malden PSD 16-D Sewer Revenue	10/06/16	1.000 - 1.000	5,000,000	4,608,321	0.00	09/48	UNB	S&J
Malden PSD 16-D Sewer Reserve	10/06/16				193,625.64			
Malden PSD 78 Sewer Revenue	12/21/78	6.000 - 7.200	7,040,000	500,000	521,096.39	10/18	BNY	JK
Mannington PSD 10-A Water Reserve	05/25/10				30,783.34			
Mannington 17-A Sewer Refunding Revenue	03/15/17	2.520 - 2.520	1,143,000	1,036,962	10,902.20	06/27	BBT Govment	S&J
Mannington 17-A Sewer Refunding Reserve	03/15/17				115,775.95			
Mannington 18-A Sewer Reserve	01/19/18				0.00			
Marion County Schools 11 GO	03/02/11	2.000 - 4.000	15,760,000	5,255,000	1,734.51	05/21	DTC	S&J
Marion County Schools 11 GO Surplus Collections	03/02/11				934,104.12			
Marlinton 05-A Water & Sewer Revenue	10/19/05	0.000 - 0.000	1,660,766	1,024,126	5,168.00	12/36	DEP	S&J
Marlinton 05-A Water & Sewer Reserve	10/19/05				56,260.92			
Marlinton 08-A Water & Sewer Revenue	02/06/08	0.000 - 0.000	2,187,000	1,699,450	4,834.98	12/48	UNB	S&J
Marlinton 08-A Water & Sewer Reserve	02/06/08				49,990.99			
Marlinton 18-A Water & Sewer Revenue	06/14/18	1.000 - 1.000	4,063,000	55,342	0.00	06/58	UNB	S&J



ACCOUNT NAME	ISSUE DATE	INTEREST RATE	ORIGINAL ISSUANCE	OUTSTANDING 6/30/2018	ACCT BALANCE 6/30/2018	LAST DEBT	PAYING AGENT	BOND COUNSEL
Marlinton 18-A Water & Sewer Reserve	06/14/18				0.00			
Marlinton 97-A Water & Sewer Revenue	01/30/97	0.000 - 0.000	239,495	112,263	519.85	03/37	UNB	S&J
Marlinton 97-A Water & Sewer Reserve	01/30/97				6,089.78			
Marlinton 97-B Water & Sewer Revenue	08/18/97	0.000 - 0.000	555,450	267,178	1,421.80	06/37	UNB	S&J
Marlinton 97-B Water & Sewer Reserve	08/18/97				14,341.60			
Marlinton 98-A Water & Sewer Revenue	11/20/98	0.000 - 0.000	705,400	276,266	2,890.67	03/30	BPH	S&J
Marlinton 98-A Water & Sewer Reserve	11/20/98				23,933.73			
Marmet 09-A Sewer Revenue	06/18/09	0.000 - 0.000	1,688,771	1,252,501	28,813.83	09/40	DEP	S&J
Marmet 09-A Sewer Reserve	06/18/09				47,187.13			
Marmet 90-A Sewer Revenue	01/03/90	7.850 - 7.850	664,013	397,332	34,652.56	10/28	BNY	JTP
Marmet 90-A Sewer Reserve	01/03/90				55,634.22			
Marmet 90-B Sewer Revenue	01/03/90	0.000 - 0.000	30,987	8,970	696.66	10/28	BNY	JTP
Marmet 90-B Sewer Reserve	01/03/90				1,499.34			
Marshall County PSD #2 14-A Water Reserve	07/11/14				18,424.67			
Marshall County PSD #2 16-A Water Reserve	03/10/16				1,627.30			
Marshall County PSD #3 12-A Water Revenue	11/08/12	1.000 - 1.000	3,550,022	3,221,746	10,919.93	09/52	UNB	S&J
Marshall County PSD #3 12-A Water Reserve	11/08/12				111,980.32			
Marshall County PSD #4 07-A Water Reserve	09/26/07				124,634.96			
Marshall County PSD #4 07-B Water Revenue	09/26/07	0.000 - 0.000	1,225,000	857,476	12,143.88	06/39	BPH	S&J
Marshall County PSD #4 07-B Water Reserve	09/26/07				41,455.57			
Marshall County PSD #4 82 Water Reserve	02/11/71				69,720.60			
Marshall County PSD #4 89 Water Reserve	07/23/90				22,075.04			
Marshall County PSD #4 96-A Water Reserve	07/25/96				8,445.73			
Marshall County PSD #4 96-B Water Reserve	07/25/96				22,920.97			
Marshall County Sewerage District 07-A Revenue	11/02/07	0.000 - 0.000	643,800	492,312	4,281.71	09/47	UNB	S&J
Marshall County Sewerage District 07-A Reserve	11/02/07				15,456.36			

ACCOUNT NAME	ISSUE DATE	INTEREST RATE	ORIGINAL ISSUANCE	OUTSTANDING 6/30/2018	ACCT BALANCE 6/30/2018	LAST DEBT	PAYING AGENT	BOND COUNSEL
Marshall County Sewerage District 07-B Revenue	11/02/07	0.000 - 0.000	200,000	200,000	0.00	09/38	UNB	S&J
Marshall County Sewerage District 07-B Reserve	11/02/07				0.00			
Marshall County Sewerage District 17-A Reserve	06/02/17				0.00			
Marshall County Sewerage District 17-B Revenue	06/02/17	1.000 - 1.000	2,160,000	1,965,410	0.00	06/57	UNB	S&J
Marshall County Sewerage District 17-B Reserve	06/02/17				0.00			
Marshall County Sewerage District 87-A Revenue	03/18/87	8.380 - 8.380	89,940	48,632	4,022.05	10/26	BNY	S&J
Marshall County Sewerage District 87-A Reserve	03/18/87				7,963.79			
Marshall County Sewerage District 87-B Revenue	03/18/87	0.000 - 0.000	22,060	5,225	1,212.36	10/26	BNY	S&J
Marshall County Sewerage District 87-B Reserve	03/18/87				1,062.35			
Marshall County Sewerage District 90-A Revenue	11/26/90	8.100 - 8.100	267,737	171,479	10,359.82	10/29	BNY	S&J
Marshall County Sewerage District 90-A Reserve (R)*	11/26/90				23,030.81			
Marshall County Sewerage District 90-B Revenue	11/26/90	0.000 - 0.000	12,091	3,818	606.48	10/29	BNY	S&J
Marshall County Sewerage District 90-B Reserve	11/26/90				420.80			
Martinsburg 00-A Water & Sewer Revenue	09/27/00	2.000 - 2.000	7,564,000	1,657,196	99,606.96	03/22	BPH	BR
Martinsburg 00-A Water & Sewer Reserve	09/27/00				462,975.79			
Martinsburg 00-B Water & Sewer Revenue	09/27/00	3.000 - 3.000	3,000,000	706,913	39,725.77	03/22	UNB	BR
Martinsburg 00-B Water & Sewer Reserve	09/27/00				201,399.97			
Martinsburg 00-C Water & Sewer Revenue	09/27/00	5.800 - 5.800	1,976,352	1,579,898	70,579.54	10/39	BNY	BR
Martinsburg 00-C Water & Sewer Reserve	09/27/00				129,821.92			
Martinsburg 11-A Water & Sewer Revenue	12/28/11	2.000 - 3.875	8,830,000	6,735,000	413,770.63	09/31	DTC	BR
Martinsburg 11-A Water & Sewer Reserve	12/28/11				631,348.83			
Martinsburg 13-A Water & Sewer Revenue	10/01/13	0.500 - 0.500	29,454,059	26,597,481	137,069.58	09/36	DEP	BR
Martinsburg 13-A Water & Sewer Reserve	10/01/13				1,546,134.76			
Mason County PSD 08-A Sewer Revenue	10/28/08	0.000 - 0.000	500,000	387,805	1,123.87	09/48	UNB	JK
Mason County PSD 08-A Sewer Reserve	10/28/08				11,512.72			
Mason County PSD 12-A Sewer Revenue	11/01/12	0.000 - 0.000	4,600,000	4,146,040	11,473.44	09/52	DEP	JK

ACCOUNT NAME	ISSUE DATE	INTEREST RATE	ORIGINAL ISSUANCE	OUTSTANDING 6/30/2018	ACCT BALANCE 6/30/2018	LAST DEBT	PAYING AGENT	BOND COUNSEL
Mason County PSD 12-A Sewer Reserve	11/01/12				47,017.33			
Mason County PSD 00-A Water Revenue	06/28/00	2.000 - 2.000	960,000	155,769	10,734.66	03/21	BPH	JK
Mason County PSD 00-A Water Reserve	06/28/00				58,760.96			
Mason County PSD 01-A Water Reserve	03/16/01				20,806.96			
Mason County PSD 04-A Water Revenue	06/08/04	2.000 - 2.000	602,000	230,527	6,731.26	03/25	BPH	JK
Mason County PSD 04-A Water Reserve	06/08/04				36,846.51			
Mason County PSD 05-A Water Reserve	06/24/05				172,469.71			
Mason County PSD 05-B Water Reserve	06/24/05				12,767.92			
Mason County PSD 10-A Water Reserve	05/24/10				103,522.58			
Mason County PSD 10-B Water Reserve	06/04/10				180,433.30			
Mason County PSD 97-B Water Revenue	09/25/97	3.000 - 3.000	818,000	518,199	6,003.71	09/37	UNB	JK
Mason County PSD 97-B Water Reserve	09/25/97				35,780.33			
Mason 01-A Water & Sewer Revenue	05/10/01	0.000 - 0.000	650,000	133,242	6,480.26	12/21	BPH	S&J
Mason 01-A Water & Sewer Reserve	05/10/01				40,187.39			
Mason 07-A Water & Sewer Revenue	06/14/07	0.000 - 0.000	1,719,000	1,294,806	3,856.22	06/47	UNB	S&J
Mason 07-A Water & Sewer Reserve	06/14/07				47,672.64			
Mason 09-A Water & Sewer Revenue	09/02/09	0.000 - 0.000	107,900	80,024	598.71	09/40	DEP	S&J
Mason 09-A Water & Sewer Reserve	09/02/09				3,666.94			
Mason 16-A Water & Sewer Revenue	06/03/16	0.500 - 0.500	2,291,493	2,116,092	7,998.89	09/47	BPH	S&J
Mason 16-A Water & Sewer Reserve	06/03/16				82,872.02			
Mason 18-A Water & Sewer Revenue	01/31/18	0.250 - 0.250	1,711,000	991,027	0.00	12/57	DEP	S&J
Mason 18-A Water & Sewer Reserve	01/31/18				238.83			
Mason 98-A Water & Sewer Revenue	06/04/98	0.000 - 0.000	1,602,000	811,269	9,052.14	03/38	UNB	S&J
Mason 98-A Water & Sewer Reserve	06/04/98				42,141.19			
Masontown 01-A Sewer Reserve	08/22/01				39,071.80			
Masontown 01-B Sewer Revenue	08/22/01	0.000 - 0.000	1,500,000	907,860	12,786.32	06/41	UNB	S&J

ACCOUNT NAME	ISSUE DATE	INTEREST RATE	ORIGINAL ISSUANCE	OUTSTANDING 6/30/2018	ACCT BALANCE 6/30/2018	LAST DEBT	PAYING AGENT	BOND COUNSEL
Masontown 01-B Sewer Reserve	08/22/01				40,154.45			
Masontown 07-A Sewer Reserve	04/20/07				12,958.82			
Masontown 15-A Sewer Revenue	03/05/15	0.000 - 0.000	4,090,000	3,920,030	9,171.66	03/55	UNB	S&J
Masontown 15-A Sewer Reserve	03/05/15				17,076.15			
Masontown 15-B Sewer Revenue	03/05/15	1.000 - 1.000	4,090,000	3,957,306	12,108.21	03/55	UNB	S&J
Masontown 15-B Sewer Reserve	03/05/15				20,570.17			
Masontown 15-C Sewer Reserve	03/05/15				1,541.06			
Masontown 07-A Water Revenue	03/12/07	0.500 - 0.500	815,500	619,922	2,003.26	03/47	UNB	S&J
Masontown 07-A Water Reserve	03/12/07				23,323.45			
Masontown 07-B Water Revenue	03/12/07	0.000 - 0.000	635,500	423,660	2,110.74	06/38	BPH	S&J
Masontown 07-B Water Reserve	03/12/07				21,520.30			
Masontown 11-A Water Revenue	12/22/11	0.000 - 0.000	760,987	634,081	1,713.44	12/51	UNB	S&J
Masontown 11-A Water Reserve	12/22/11				20,118.28			
McDowell County PSD 01-A Water Reserve	02/23/01				8,047.24			
McDowell County PSD 06-A Water Reserve	07/27/06				13,098.15			
McDowell County PSD 06-B Water Refunding Revenue	07/27/06	0.000 - 0.000	300,000	218,176	671.74	06/46	UNB	S&J
McDowell County PSD 06-B Water Refunding Reserve	07/27/06				7,923.37			
McDowell County PSD 07-A Water Reserve	09/19/07				12,494.24			
McDowell County PSD 08-A Water Reserve	11/10/08				12,820.88			
McDowell County PSD 09-A Water Reserve	08/13/09				6,670.63			
McDowell County PSD 11-A Water Reserve	03/24/11				6,004.55			
McDowell County PSD 11-B Water Reserve	06/23/11				13,138.45			
McDowell County PSD 11-C Water Reserve	11/17/11				5,998.58			
McDowell County PSD 14-A Water Reserve	06/13/14				16,820.65			
McDowell County PSD 15-A Water Reserve	03/09/15				3,112.35			
McDowell County PSD 93 Water Reserve	06/23/93				48,536.62			

ACCOUNT NAME	ISSUE DATE	INTEREST RATE	ORIGINAL ISSUANCE	OUTSTANDING 6/30/2018	ACCT BALANCE 6/30/2018	LAST DEBT	PAYING AGENT	BOND COUNSEL
McDowell County PSD 95 Water Reserve	09/26/95				27,730.60			
McDowell County PSD 97-A Water Reserve	10/15/97				30,509.34			
McDowell County PSD 99-A Water Reserve	06/21/99				18,143.01			
McDowell County PSD 99-B Water Reserve	08/11/99				43,634.68			
McDowell County PSD 99-C Water Reserve	08/11/99				6,935.31			
McMechen 86 Sewer Revenue	10/20/86	9.750 - 9.750	731,000	424,852	46,440.50	10/26	BNY	S&J
McMechen 86 Sewer Reserve	10/20/86				73,545.55			
Meadow Creek PSD 16-A Sewer Revenue	01/12/16	2.000 - 2.000	619,888	419,983	3,538.25	03/48	UNB	JK
Meadow Creek PSD 16-A Sewer Reserve	01/12/16				925.08			
Middlebourne 99-B Sewer Revenue	08/27/99	2.000 - 2.000	375,000	50,030	6,233.55	09/20	DEP	G&G
Middlebourne 99-B Sewer Reserve	08/27/99				22,952.33			
Midland PSD 86-B Sewer Revenue	09/29/86	8.380 - 8.380	263,096	141,721	15,384.87	10/26	BNY	S&J
Midland PSD 86-B Sewer Reserve	09/29/86				23,206.78			
Midland PSD 86-C Sewer Revenue	09/29/86	0.000 - 0.000	260,975	60,225	6,308.77	10/26	BNY	S&J
Midland PSD 86-C Sewer Reserve	09/29/86				6,877.58			
Mill Creek 15-A Water Revenue	11/10/15	1.000 - 1.000	955,800	874,894	30,733.30	09/55	UNB	S&J
Mill Creek 15-A Water Reserve	11/10/15				12,127.36			
Milton 04-A Sewer Refunding Revenue	12/29/04	0.000 - 0.000	6,351,371	4,400,296	31,557.21	12/44	DEP	JK
Milton 04-A Sewer Refunding Reserve	12/29/04				168,678.74			
Milton 04-B Sewer Refunding Revenue	12/29/04	0.000 - 0.000	1,571,903	1,089,031	7,152.55	12/44	UNB	JK
Milton 04-B Sewer Refunding Reserve	12/29/04				41,872.83			
Milton 07-A Water Refunding Reserve	06/08/07				68,894.35			
Milton 08-A Water Revenue	07/30/08	0.000 - 0.000	2,893,000	2,121,467	6,311.79	06/48	UNB	S&J
Milton 08-A Water Reserve	07/30/08				76,306.90			
Milton 16-A Water Revenue	05/26/16	2.560 - 2.560	2,000,000	1,831,626	11,683.54	06/34	OVB:BH	S&J
Milton 16-A Water Reserve	05/26/16				141,472.35			

ACCOUNT NAME	ISSUE DATE	INTEREST RATE	ORIGINAL ISSUANCE	OUTSTANDING 6/30/2018	ACCT BALANCE 6/30/2018	LAST DEBT	PAYING AGENT	BOND COUNSEL
Mineral Wells PSD 03-A Sewer Revenue	10/30/03	2.000 - 2.000	415,000	153,405	4,627.76	12/24	DEP	BR
Mineral Wells PSD 03-A Sewer Reserve	10/30/03				25,401.05			
Mineral Wells PSD 10 Sewer Refunding Revenue	01/07/10	4.700 - 4.700	1,041,700	584,488	7,979.84	10/25	BBT Govment	BR
Mineral Wells PSD 10 Sewer Refunding Reserve	01/07/10				95,728.68			
Mineral Wells PSD 12-A Sewer Reserve	04/13/12				109,476.88			
Mineral Wells PSD 13-A Sewer Reserve	07/17/13				28,552.65			
Mineral Wells PSD 17 Sewer Revenue	03/01/17	3.400 - 3.400	748,345	713,463	10,686.94	09/32	UB-Parkersburg	BRM
Mineral Wells PSD 17 Sewer Reserve	03/01/17				5,337.95			
Mineral Wells PSD 85-B Sewer Revenue	12/02/85	0.000 - 0.000	589,625	124,132	15,196.55	10/25	BNY	BR
Mineral Wells PSD 85-B Sewer Reserve	12/02/85				15,738.33			
Mineral Wells PSD 04-A Water Revenue	06/17/04	0.000 - 0.000	3,750,000	2,532,468	16,292.51	06/44	UNB	BR
Mineral Wells PSD 04-A Water Reserve	06/17/04				97,404.00			
Mineral Wells PSD 04-B Water Reserve	06/17/04				22,937.76			
Mineral Wells PSD 09-A Water Reserve	10/22/09				19,885.80			
Mineral Wells PSD 13 Water Reserve	06/21/13				3,104.80			
Mingo County PSD 05-A Sewer Revenue	11/09/05	0.000 - 0.000	2,552,180	1,806,413	19,370.05	09/45	UNB	S&J
Mingo County PSD 05-A Sewer Reserve	11/09/05				68,374.56			
Mingo County PSD 00-A Water Reserve	08/28/00				36,700.20			
Mingo County PSD 00-B Water Reserve	08/28/00				32,198.39			
Mingo County PSD 00-C Water Revenue	08/28/00	5.800 - 5.800	2,853,436	2,297,668	59,466.74	10/39	BNY	S&J
Mingo County PSD 00-C Water Reserve	08/28/00				149,797.51			
Mingo County PSD 00-D Water Revenue	08/28/00	5.800 - 5.800	715,000	575,740	14,900.89	10/39	BBT/WDA	S&J
Mingo County PSD 00-D Water Reserve	08/28/00				37,535.73			
Mingo County PSD 00-E Water Revenue	08/28/00	0.000 - 0.000	8,916,818	5,196,542	11,527.96	06/40	UNB	S&J
Mingo County PSD 00-E Water Reserve	08/28/00				136,479.69			
Mingo County PSD 01-A Water Revenue	03/09/01	0.000 - 0.000	837,540	483,186	1,048.12	12/40	UNB	S&J

ACCOUNT NAME	ISSUE DATE	INTEREST RATE	ORIGINAL ISSUANCE	OUTSTANDING 6/30/2018	ACCT BALANCE 6/30/2018	LAST DEBT	PAYING AGENT	BOND COUNSEL
Mingo County PSD 01-A Water Reserve	03/09/01				12,701.07			
Mingo County PSD 10-A Water Reserve	01/12/10				17,500.09			
Mingo County PSD 11-A Water Reserve	02/10/11				15,495.04			
Mingo County PSD 11-B Water Reserve	02/10/11				1,730.79			
Mingo County PSD 12-A Water Reserve	01/17/12				4,673.00			
Mingo County PSD 12-B Water Reserve	06/18/12				2,396.00			
Mingo County PSD 15-A Water Reserve	03/26/15				4,800.00			
Monongah 98-A Sewer Revenue	10/29/98	0.000 - 0.000	1,982,400	1,042,691	10,202.12	09/38	UNB	S&J
Monongah 98-A Sewer Reserve	10/29/98				53,420.24			
Monongah 10-A Water Reserve	04/15/10				127,434.73			
Monongah 10-B Water Reserve	04/15/10				5,963.57			
Monongalia County Schools 12 Ref GO	07/10/12	1.750 - 5.000	42,615,000	33,370,000	47,331.07	05/33	DTC	BR
Monongalia County Schools 12 Ref GO Sur Col	07/10/12				4,449,447.49			
Montgomery 09 Sewer Reserve	09/10/09				16,843.25			
Montgomery 17-A Sewer Revenue	09/07/17	0.250 - 0.250	752,237	663,988	1,771.06	06/57	DEP	G&G
Montgomery 17-A Sewer Reserve	09/07/17				168.75			
Montgomery 87-A Sewer Revenue	10/27/87	8.380 - 8.380	1,164,146	629,477	67,790.33	10/26	BNY	JTP
Montgomery 87-A Sewer Reserve	10/27/87				103,072.46			
Montgomery 87-B Sewer Revenue	10/27/87	0.000 - 0.000	285,539	67,628	19,735.40	10/26	BNY	JTP
Montgomery 87-B Sewer Reserve	10/27/87				9,376.25			
Montgomery 93-A Sewer Revenue	01/19/93	7.750 - 7.750	648,387	444,547	28,878.44	10/31	BNY	JTP
Montgomery 93-A Sewer Reserve	01/19/93				53,510.25			
Montgomery 93-B Sewer Revenue	01/19/93	0.000 - 0.000	21,613	7,759	660.29	10/31	BNY	JTP
Montgomery 93-B Sewer Reserve	01/19/93				692.23			
Moorefield 09-A Sewer Revenue	03/03/09	0.000 - 0.000	511,051	376,336	2,643.16	12/42	UNB	JK
Moorefield 09-A Sewer Reserve	03/03/09				15,683.22			

ACCOUNT NAME	ISSUE DATE	INTEREST RATE	ORIGINAL ISSUANCE	OUTSTANDING 6/30/2018	ACCT BALANCE 6/30/2018	LAST DEBT	PAYING AGENT	BOND COUNSEL
Moorefield 87-A Sewer Revenue	11/20/87	8.380 - 8.380	156,720	84,740	7,975.74	10/26	BNY	JK
Moorefield 87-A Sewer Reserve	11/20/87				13,877.02			
Moorefield 87-B Sewer Revenue	11/20/87	0.000 - 0.000	38,440	9,104	4,181.02	10/26	BNY	JK
Moorefield 87-B Sewer Reserve	11/20/87				2,305.71			
Moorefield 99-A Sewer Revenue	03/17/99	0.000 - 0.000	1,400,000	157,500	13,159.70	09/20	DEP	S&J
Moorefield 99-A Sewer Reserve	03/17/99				72,123.89			
Moorefield 07-A Water Revenue	03/01/07	4.100 - 5.000	3,155,000	2,655,000	66,271.25	03/42	DTC	S&J
Moorefield 07-A Water Reserve	03/01/07				195,689.48			
Moorefield 87-A Water Revenue	11/20/87	8.380 - 8.380	443,275	239,690	22,549.69	10/26	BNY	JK
Moorefield 87-A Water Reserve	11/20/87				39,248.77			
Moorefield 87-B Water Revenue	11/20/87	0.000 - 0.000	108,725	25,751	5,014.92	10/26	BNY	JK
Moorefield 87-B Water Reserve	11/20/87				2,924.11			
Moorefield 92-A Water Revenue	05/28/92	7.750 - 7.750	1,451,613	995,255	60,858.42	10/31	BNY	S&J
Moorefield 92-A Water Reserve	05/28/92				119,796.03			
Moorefield 92-B Water Revenue	05/28/92	0.000 - 0.000	48,387	17,370	1,664.30	10/31	BNY	S&J
Moorefield 92-B Water Reserve	05/28/92				1,267.92			
Moorefield/Hardy County 12-A Sewer Revenue	03/26/12	0.000 - 0.000	16,500,000	14,751,648	41,280.33	03/52	DEP	S&J
Moorefield/Hardy County 12-A Sewer Reserve	03/26/12				180,875.48			
Morgantown 12 Parking Refunding Revenue	12/20/12	2.500 - 2.500	3,534,000	1,466,759	43,920.99	12/21	UB:BH	S&J
Morgantown 00-A Water & Sewer Revenue	02/29/00	0.000 - 0.000	7,842,000	2,506,195	29,861.78	03/26	DEP	S&J
Morgantown 00-A Water & Sewer Reserve	02/29/00				0.00			SB 03/01/2026
Morgantown 00-B Water & Sewer Revenue	02/29/00	0.000 - 0.000	2,488,000	1,407,648	6,173.50	12/39	UNB	S&J
Morgantown 00-B Water & Sewer Reserve	02/29/00				0.00			LOC 12/01/2039
Morgantown 06-A Water & Sewer Revenue	06/30/06	2.000 - 2.000	6,410,191	3,523,749	38,520.34	06/28	DEP	S&J
Morgantown 06-A Water & Sewer Reserve	06/30/06				0.00			SB 01/01/2027
Morgantown 07-A Water & Sewer Revenue	08/14/07	2.000 - 2.000	8,500,000	5,227,654	50,055.26	06/29	DEP	S&J



ACCOUNT NAME	ISSUE DATE	INTEREST RATE	ORIGINAL ISSUANCE	OUTSTANDING 6/30/2018	ACCT BALANCE 6/30/2018	LAST DEBT	PAYING AGENT	BOND COUNSEL
Morgantown 07-A Water & Sewer Reserve	08/14/07				0.00			SB 06/01/2029
Morgantown 10-A Water & Sewer Revenue	01/28/10	5.000 - 6.375	37,950,000	37,950,000	209,679.37	12/40	DTC	S&J
Morgantown 10-A Water & Sewer Reserve	01/28/10				0.00			SB 12/01/2040
Morgantown 10-C Water & Sewer Revenue	01/28/10	2.000 - 2.000	15,380,227	11,567,560	180,247.20	09/32	DEP	S&J
Morgantown 10-C Water & Sewer Reserve	01/28/10				940,495.50			
Morgantown 10-D Water & Sewer Revenue	01/28/10	2.000 - 2.000	9,317,286	7,007,585	115,714.15	09/32	BPH	S&J
Morgantown 10-D Water & Sewer Reserve	01/28/10				670,476.31			
Morgantown 10-E Water & Sewer Revenue	01/28/10	2.000 - 2.000	100,000	75,210	1,047.48	09/32	BPH	S&J
Morgantown 10-E Water & Sewer Reserve	01/28/10				6,117.18			
Morgantown 10-F Water & Sewer Revenue	01/28/10	1.500 - 3.200	7,250,000	1,115,000	663,656.96	12/18	DTC	S&J
Morgantown 10-F Water & Sewer Reserve	01/28/10				0.00			SB 12/01/2018
Morgantown 12-A Water & Sewer Revenue	08/24/12	0.500 - 0.500	570,000	494,350	1,893.37	03/44	BPH	S&J
Morgantown 12-A Water & Sewer Reserve	08/24/12				20,581.90			
Morgantown 13-A (Canyon PSD) Water & Sewer Revenue	08/22/13	0.000 - 0.000	4,605,260	3,947,360	30,487.13	06/48	UNB	S&J
Morgantown 13-A (Canyon PSD) Water & Sewer Reserve	08/22/13				132,363.25			
Morgantown 14-B Water & Sewer Revenue	07/23/14	3.160 - 3.160	505,421	431,849	2,895.07	08/34	JPMC:BH	S&J
Morgantown 14-B Water & Sewer Reserve	07/23/14				20,791.78			
Morgantown 15-A Water & Sewer Revenue	03/31/15	7.750 - 7.750	137,568	94,319	5,951.33	10/31	BNY	BR
Morgantown 15-A Water & Sewer Reserve	03/31/15				11,343.55			
Morgantown 15-B Water & Sewer Revenue	03/31/15	0.000 - 0.000	4,586	1,646	124.66	10/31	BNY	BR
Morgantown 15-B Water & Sewer Reserve	03/31/15				119.00			
Morgantown 15-C Water & Sewer Revenue	03/31/15	0.000 - 0.000	8,111,813	5,390,067	21,334.45	09/43	DEP	G&G
Morgantown 15-C Water & Sewer Reserve	03/31/15				214,738.35			
Morgantown 15-D Water & Sewer Revenue	03/31/15	0.000 - 0.000	1,688,394	1,390,422	4,028.81	12/49	DEP	S&J
Morgantown 15-D Water & Sewer Reserve	03/31/15				30,626.09			
Morgantown 15-E Water & Sewer Revenue	06/11/15	0.000 - 0.000	662,300	624,329	1,602.53	06/55	DEP	S&J

ACCOUNT NAME	ISSUE DATE	INTEREST RATE	ORIGINAL ISSUANCE	OUTSTANDING 6/30/2018	ACCT BALANCE 6/30/2018	LAST DEBT	PAYING AGENT	BOND COUNSEL
Morgantown 15-E Water & Sewer Reserve	06/11/15				3,980.08			
Morgantown 16-A Water & Sewer Revenue	12/01/16	3.000 - 5.000	69,755,000	68,615,000	962,106.34	12/46	DTC	S&J
Morgantown 16-B1 Water & Sewer Revenue	12/15/16	0.750 - 0.750	25,000,000	5,139,890	270,041.25	09/46	DEP	S&J
Morgantown 16-B1 Water & Sewer Reserve	12/15/16				0.00			SB 12/01/2047
Morgantown 17-A Water & Sewer Revenue	12/21/17	2.100 - 3.750	2,695,000	2,695,000	52,891.46	10/47	DTC	S&J
Morgantown 17-A Water & Sewer Reserve	12/21/17				0.00			SB 10/01/2047
Morgantown 18-A Water & Sewer Revenue	01/31/18	1.000 - 1.000	394,074	25,500	0.00	12/57	UNB	S&J
Morgantown 18-A Water & Sewer Reserve	01/31/18				0.00			
Morgantown 18-B Water & Sewer Revenue	06/28/18	3.000 - 5.000	44,260,000	44,260,000	0.00	12/48	DTC	S&J
Morgantown 18-B Water & Sewer Reserve	06/28/18				0.00			SB 12/01/2048
Moundsville 11-A Sewer Revenue	06/09/11	2.000 - 2.000	3,678,601	2,850,211	27,890.56	03/33	DEP	S&J
Moundsville 11-A Sewer Reserve	06/09/11				120,978.64			
Moundsville 87-A Sewer Revenue	11/18/87	8.380 - 8.380	1,846,978	998,701	93,976.15	10/26	BNY	S&J
Moundsville 87-A Sewer Reserve	11/18/87				163,528.77			
Moundsville 87-B Sewer Revenue	11/18/87	0.000 - 0.000	453,022	107,295	11,663.07	10/26	BNY	S&J
Moundsville 87-B Sewer Reserve	11/18/87				12,134.12			
Moundsville 05-A Water Reserve	12/21/05				262,279.40			
Moundsville 05-B Water Revenue	12/21/05	5.200 - 5.200	9,745,000	7,692,618	361,424.02	10/35	BNY	S&J
Moundsville 05-B Water Reserve	12/21/05				673,004.83			
Mountain Top PSD 09-B Water Revenue	01/23/09	0.000 - 0.000	2,673,000	2,134,912	5,994.53	03/49	UNB	S&J
Mountain Top PSD 09-B Water Reserve	01/23/09				70,451.21			
Mt Hope 07-A Water & Sewer Revenue	11/28/07	0.000 - 0.000	646,600	447,207	9,341.94	03/39	DEP	JK
Mt Hope 07-A Water & Sewer Reserve	11/28/07				21,844.94			
Mt Hope 99-A Water & Sewer Revenue	05/20/99	0.000 - 0.000	1,490,000	167,625	13,904.09	09/20	DEP	JK
Mt Hope 99-A Water & Sewer Reserve	05/20/99				75,794.14			
Mt Zion PSD 95-A Sewer Reserve	06/21/95				2,823.10			

ACCOUNT NAME	ISSUE DATE	INTEREST RATE	ORIGINAL ISSUANCE	OUTSTANDING 6/30/2018	ACCT BALANCE 6/30/2018	LAST DEBT	PAYING AGENT	BOND COUNSEL
Mt Zion PSD 95-B Sewer Reserve	06/21/95				435.00			
Mt Zion PSD 10-A Water Reserve	04/26/10				696.82			
Mt Zion PSD 10-B Water Reserve	04/26/10				1,285.04			
Mt Zion PSD 84 Water Reserve	02/02/84				2,995.53			
Mt Zion PSD 98 Water Reserve	05/20/98				374.00			
Mullens 98-B Sewer Revenue	12/17/98	0.000 - 0.000	2,586,300	1,825,620	40,368.88	06/30	UNB	JK
Mullens 98-B Sewer Reserve	12/17/98				152,881.11			
Nettie Leivasy PSD 00 Water Revenue	08/29/00	5.800 - 5.800	386,000	308,569	10,017.57	10/39	BNY	S&J
Nettie Leivasy PSD 00 Water Reserve	08/29/00				25,419.87			
Nettie Leivasy PSD 11-A Water Revenue	03/02/11	0.000 - 0.000	2,000,000	1,701,298	4,408.38	03/51	UNB	S&J
Nettie Leivasy PSD 11-A Water Reserve	03/02/11				30,567.04			
Nettie Leivasy PSD 11-B Water Revenue	03/02/11	0.000 - 0.000	3,073,000	2,483,993	10,007.48	09/42	BPH	S&J
Nettie Leivasy PSD 11-B Water Reserve	03/02/11				60,274.77			
Nettie Leivasy PSD 11-C Water Revenue	09/29/11	0.000 - 0.000	1,000,000	869,280	2,218.76	09/51	UNB	S&J
Nettie Leivasy PSD 11-C Water Reserve	09/29/11				26,408.41			
New Creek PSD 87-A Sewer Revenue	08/17/87	8.380 - 8.380	200,757	108,554	10,298.17	10/26	BNY	S&J
New Creek PSD 87-A Sewer Reserve	08/17/87				17,906.39			
New Creek PSD 87-B Sewer Revenue	08/17/87	0.000 - 0.000	49,243	11,664	3,034.99	10/26	BNY	S&J
New Creek PSD 87-B Sewer Reserve	08/17/87				2,261.49			
New Creek Water 04-B Water Revenue	11/18/04	0.000 - 0.000	1,095,000	751,470	5,245.47	09/44	UNB	S&J
New Creek Water 04-B Water Reserve	11/18/04				31,478.69			
New Creek Water 04-C Water Revenue	11/18/04	3.000 - 3.000	286,000	135,174	3,655.97	06/26	UNB	S&J
New Creek Water 04-C Water Reserve	11/18/04				19,200.00			
New Cumberland 04-A Water & Sewer Revenue	06/18/04	0.000 - 0.000	238,600	158,053	1,152.86	06/44	UNB	S&J
New Cumberland 04-A Water & Sewer Reserve	06/18/04				6,194.44			
New Cumberland 09-A Water & Sewer Revenue	12/15/09	5.000 - 5.000	764,000	546,632	38,747.59	10/29	BBT/WDA	S&J

ACCOUNT NAME	ISSUE DATE	INTEREST RATE	ORIGINAL ISSUANCE	OUTSTANDING 6/30/2018	ACCT BALANCE 6/30/2018	LAST DEBT	PAYING AGENT	BOND COUNSEL
New Cumberland 09-A Water & Sewer Reserve	12/15/09				53,272.71			
New Cumberland 94-A Water & Sewer Revenue	10/27/94	6.750 - 6.750	647,121	457,816	27,574.68	10/33	BNY	S&J
New Cumberland 94-A Water & Sewer Reserve	10/27/94				47,993.09			
New Haven PSD 00-A Water Revenue	03/02/00	0.000 - 0.000	1,241,000	527,402	4,190.93	03/31	BPH	S&J
New Haven PSD 00-A Water Reserve	03/02/00				0.00			LOC 03/01/2031
New Haven PSD 00-B Water Revenue	03/02/00	0.000 - 0.000	9,004,675	5,021,814	19,963.01	03/40	UNB	S&J
New Haven PSD 00-B Water Reserve	03/02/00				0.00			LOC 03/01/2040
New Haven PSD 00-C Water Revenue	09/21/00	4.500 - 5.875	1,605,000	1,270,000	23,433.88	06/40	BNY	S&J
New Haven PSD 00-C Water Reserve	09/21/00				0.00			LOC 06/01/2040
New Haven PSD 00-D Water Revenue	09/21/00	0.000 - 0.000	767,354	332,494	2,566.49	06/31	BPH	S&J
New Haven PSD 00-D Water Reserve	09/21/00				0.00			LOC 06/01/2031
New Haven PSD 01-A Water Revenue	03/29/01	0.000 - 0.000	995,325	580,580	2,219.73	03/41	UNB	S&J
New Haven PSD 01-A Water Reserve	03/29/01				0.00			LOC 03/01/2041
New Haven PSD 01-B Water Revenue	03/29/01	0.000 - 0.000	732,646	335,775	2,431.20	03/32	BPH	S&J
New Haven PSD 01-B Water Reserve	03/29/01				0.00			LOC 03/01/2032
New Haven PSD 09-A Water Revenue	01/16/09	0.000 - 0.000	802,000	623,185	1,725.86	12/48	UNB	S&J
New Haven PSD 09-A Water Reserve	01/16/09				0.00			LOC 01/16/2019
New Haven PSD 09-B Water Revenue	08/12/09	0.000 - 0.000	651,806	519,326	1,643.70	12/47	UNB	S&J
New Haven PSD 09-B Water Reserve	08/12/09				0.00			LOC 08/12/2019
New Haven 10-A Sewer Refunding Revenue	11/09/10	3.690 - 3.690	370,000	41,925	4,340.13	04/19	BBT Govment	S&J
New Haven 10-A Sewer Refunding Reserve	11/09/10				20,068.04			
New Haven 10-B Sewer Refunding Revenue	12/16/10	0.000 - 0.000	3,277,500	2,594,675	10,144.11	03/42	DEP	S&J
New Haven 10-B Sewer Refunding Reserve	12/16/10				71,027.02			
New Haven 82-B Sewer Sub Revenue	10/27/82	0.000 - 0.000	89,500	4,838	2,481.53	10/19	BNY	JK
New Haven 03-A & B Water Reserve	09/05/03				34,001.12			
New Haven 15-A Water Revenue	08/27/15	0.500 - 0.500	337,415	313,826	1,455.98	03/46	BPH	S&J

ACCOUNT NAME	ISSUE DATE	INTEREST RATE	ORIGINAL ISSUANCE	OUTSTANDING 6/30/2018	ACCT BALANCE 6/30/2018	LAST DEBT	PAYING AGENT	BOND COUNSEL
New Haven 15-A Water Reserve	08/27/15				2,858.19			
New Haven 18-A Water Revenue	06/27/18	0.000 - 0.000	5,456,585	384,886	0.00	03/46	BPH	S&J
New Haven 18-A Water Reserve	06/27/18				0.00			
New Martinsville 97-A Water & Sewer Revenue	03/13/97	0.000 - 0.000	385,000	14,438	15,918.67	03/19	DEP	JK
New Martinsville 97-B Water & Sewer Revenue	03/13/97	0.000 - 0.000	6,720,000	3,315,789	58,963.08	03/37	UNB	JK
New Martinsville 97-B Water & Sewer Reserve	03/13/97				177,091.93			
New Martinsville 97-C Water & Sewer Revenue	03/13/97	1.000 - 1.000	420,000	420,000	0.00	03/37	UNB	JK
New Martinsville 97-C Water & Sewer Reserve	03/13/97				25,561.07			
Newburg 02 Sewer Reserve	05/03/02				6,102.01			
Newburg 08-A Water Revenue	08/05/08	0.000 - 0.000	522,000	409,404	1,171.50	06/48	UNB	S&J
Newburg 08-A Water Reserve	08/05/08				11,541.86			
Newburg 10-A Water Reserve	07/19/10				11,193.70			
Nitro 00-A Sewer Revenue	06/28/00	0.000 - 0.000	2,050,000	905,399	6,407.66	09/31	DEP	VLF
Nitro 00-A Sewer Reserve	06/28/00				69,121.42			
Nitro 01-A Sewer Revenue	06/05/01	0.000 - 0.000	543,800	244,688	1,823.86	12/31	DEP	VLF
Nitro 01-A Sewer Reserve	06/05/01				18,337.42			
Nitro 09-A Sewer Revenue	11/12/09	0.000 - 0.000	1,910,778	1,241,998	9,080.85	06/31	DEP	VLF
Nitro 09-A Sewer Reserve	11/12/09				68,717.77			
Nitro 15-A Sewer Revenue	12/03/15	0.500 - 0.500	679,519	657,823	2,895.75	12/39	DEP	JK
Nitro 15-A Sewer Reserve	12/03/15				2,704.56			
Nitro 15 Sewer BAN	12/03/15	1.250 - 2.250	6,735,000	2,735,000	38,183.64	01/19	DTC	JK
Nitro 16-A Sewer Revenue	12/01/16	0.500 - 0.500	2,350,000	2,274,968	10,012.75	12/39	DEP	JK
Nitro 16-A Sewer Reserve	12/01/16				9,353.87			
Nitro 17-A Sewer Revenue	08/29/17	0.500 - 0.500	2,484,559	2,457,508	10,691.21	12/39	DEP	JK
Nitro 17-A Sewer Reserve	08/29/17				4,038.22			
North Beckley PSD 03-A Sewer Revenue	09/29/03	0.000 - 0.000	5,307,741	3,007,708	37,889.25	06/35	DEP	BR

ACCOUNT NAME	ISSUE DATE	INTEREST RATE	ORIGINAL ISSUANCE	OUTSTANDING 6/30/2018	ACCT BALANCE 6/30/2018	LAST DEBT	PAYING AGENT	BOND COUNSEL
North Beckley PSD 03-A Sewer Reserve	09/29/03				180,726.04			
North Beckley PSD 09-A Sewer Revenue	10/29/09	0.000 - 0.000	4,544,324	3,446,094	28,049.41	03/41	DEP	S&J
North Beckley PSD 09-A Sewer Reserve	10/29/09				154,693.50			
North Beckley PSD 15-B Sewer Revenue	06/18/15	1.000 - 1.000	2,354,862	2,154,651	8,441.43	06/55	UNB	STB
North Beckley PSD 15-B Sewer Reserve	06/18/15				12,275.38			
North Beckley PSD 99 Sewer Revenue	01/28/99	0.000 - 0.000	8,090,898	809,088	60,746.19	06/20	DEP	BR
North Beckley PSD 99 Sewer Reserve (R)*	01/28/99				413,227.75			
North Hills 04 Sewer Reserve	02/19/04				70,817.27			
Northern Jackson County PSD 10-A Sewer Revenue	09/01/10	1.000 - 1.000	550,000	476,991	1,493.27	09/50	UNB	G&G
Northern Jackson County PSD 10-A Sewer Reserve	09/01/10				10,693.69			
Northern Jackson County PSD 05-A Water Revenue	06/23/05	0.000 - 0.000	2,035,472	1,427,474	9,106.83	06/45	UNB	G&G
Northern Jackson County PSD 05-A Water Reserve	06/23/05				53,883.40			
Northern Jackson County PSD 05-B Water Reserve	06/23/05				50,857.37			
Northern Jackson County PSD 05-C Water Reserve	06/23/05				6,053.21			
Northern Jackson County PSD 12-A Water Revenue	07/24/12	0.000 - 0.000	1,910,000	1,697,772	4,321.43	06/52	UNB	G&G
Northern Jackson County PSD 12-A Water Reserve	07/24/12				21,934.62			
Northern Jackson County PSD 95 Water Reserve	12/15/95				6,935.80			
Northern Jackson County PSD 99 Water Reserve	06/24/99				39,479.66			
Northern Wayne County PSD 01-A Sewer Design Revenue	01/30/01	0.000 - 0.000	497,857	228,172	10,221.95	03/32	DEP	S&J
Northern Wayne County PSD 01-A Sewer Design Reserve	01/30/01				16,886.49			
Northern Wayne County PSD 05-A Sewer Revenue	10/04/05	0.000 - 0.000	4,536,000	2,797,200	45,954.83	12/36	DEP	S&J
Northern Wayne County PSD 05-A Sewer Reserve	10/04/05				153,812.53			
Northern Wayne County PSD 16-A Sewer Refunding Revenue	05/05/16	2.470 - 2.470	1,067,000	922,644	25,410.96	03/29	BBT Govment	S&J
Northern Wayne County PSD 16-A Sewer Refunding Reserve	05/05/16				98,490.20			
Northern Wayne County PSD 89-A Sewer Revenue	03/16/89	8.400 - 8.400	2,354,914	1,526,002	135,120.35	10/29	BNY	JK
Northern Wayne County PSD 89-A Sewer Reserve	03/16/89				208,138.01			

ACCOUNT NAME	ISSUE DATE	INTEREST RATE	ORIGINAL ISSUANCE	OUTSTANDING 6/30/2018	ACCT BALANCE 6/30/2018	LAST DEBT	PAYING AGENT	BOND COUNSEL
Northern Wayne County PSD 89-C Sewer Revenue	03/16/89	0.000 - 0.000	349,086	107,411	8,838.35	10/29	BNY	JK
Northern Wayne County PSD 89-C Sewer Reserve	03/16/89				9,106.75			
Norton-Harding-Jimtown PSD 06-A Sewer Revenue	10/12/06	0.000 - 0.000	333,000	242,742	743.27	09/46	UNB	S&J
Norton-Harding-Jimtown PSD 06-A Sewer Reserve	10/12/06				8,676.09			
Norton-Harding-Jimtown PSD 13-A Sewer Revenue	05/06/13	2.000 - 2.000	1,000,000	911,740	5,393.12	12/44	UNB	S&J
Norton-Harding-Jimtown PSD 13-A Sewer Reserve	05/06/13				44,716.88			
Norton-Harding-Jimtown PSD 04-A Water Revenue	11/30/04	4.900 - 4.900	117,237	20,730	8,922.46	10/19	BBT/WDA	S&J
Norton-Harding-Jimtown PSD 04-A Water Reserve	11/30/04				11,210.55			
Norton-Harding-Jimtown PSD 04-B Water Revenue	11/30/04	5.500 - 5.500	105,336	57,700	5,417.05	10/26	BBT/WDA	S&J
Norton-Harding-Jimtown PSD 04-B Water Reserve	11/30/04				8,358.07			
Norton-Harding-Jimtown PSD 04-C Water Revenue	11/30/04	6.000 - 6.000	798,427	705,572	23,770.13	10/44	BBT/WDA	S&J
Norton-Harding-Jimtown PSD 04-C Water Reserve	11/30/04				53,780.41			
Norton-Harding-Jimtown PSD 07-A Water Reserve	09/26/07				34,533.13			
Norton-Harding-Jimtown PSD 99-A Water Revenue	02/23/99	0.000 - 0.000	1,380,000	730,046	6,134.07	12/38	UNB	S&J
Norton-Harding-Jimtown PSD 99-A Water Reserve	02/23/99				36,237.41			
Nutter Fort 02 Sewer Revenue	06/04/02	0.000 - 0.000	1,053,812	432,058	5,041.77	09/28	DEP	S&J
Nutter Fort 02 Sewer Reserve	06/04/02				51,933.03			
Nutter Fort 03 Sewer Revenue	07/30/03	0.000 - 0.000	328,000	137,760	5,435.55	12/28	UNB	S&J
Nutter Fort 03 Sewer Reserve	07/30/03				15,877.26			
Nutter Fort 09-A Water Revenue	02/17/09	0.000 - 0.000	1,815,000	1,437,848	4,060.57	12/48	UNB	S&J
Nutter Fort 09-A Water Reserve	02/17/09				47,918.99			
Oak Hill 03 Stormwater Revenue	08/20/03	3.910 - 3.910	1,035,000	15,500	8,438.88	08/18	BBT Govment	BR
Oak Hill 03 Stormwater Reserve	08/20/03				95,080.81			
Oak Hill 07 Stormwater Revenue	06/20/07	4.280 - 4.280	1,050,000	348,602	8,819.70	06/22	BBT Govment	BR
Oak Hill 07 Stormwater Reserve	06/20/07				96,182.81			
Oak Hill 17-A2 Sewer Revenue	09/21/17	0.250 - 0.250	208,000	20,000	0.00	09/57	DEP	BRM

ACCOUNT NAME	ISSUE DATE	INTEREST RATE	ORIGINAL ISSUANCE	OUTSTANDING 6/30/2018	ACCT BALANCE 6/30/2018	LAST DEBT	PAYING AGENT	BOND COUNSEL
Oak Hill 17-A2 Sewer Reserve	09/21/17				0.00			
Oak Hill 17-A1 Sewer Revenue	09/21/17	0.250 - 0.250	13,792,000	5,358,471	0.00	09/57	DEP	BRM
Oak Hill 17-A1 Sewer Reserve	09/21/17				0.00			
Oak Hill 17-B Sewer Revenue	09/21/17	1.000 - 1.000	8,365,211	4,745,896	0.00	09/57	UNB	BRM
Oak Hill 17-C Sewer Revenue	09/20/17	2.000 - 2.000	512,000	429,745	11,231.21	10/21	BBT Govment	BRM
Oak Hill 17-C Sewer Reserve	09/20/17				10,049.76			
Oak Hill 88-A Sewer Revenue	08/25/88	9.000 - 9.000	1,764,285	1,119,417	86,904.28	10/28	BNY	S&J
Oak Hill 88-A Sewer Reserve	08/25/88				165,638.90			
Oak Hill 88-B Sewer Revenue	08/25/88	0.000 - 0.000	441,071	124,391	14,105.09	10/28	BNY	S&J
Oak Hill 88-B Sewer Reserve	08/25/88				19,721.18			
Oak Hill 91-A Sewer Revenue	03/28/91	8.100 - 8.100	1,817,920	1,164,324	82,356.36	10/29	BNY	S&J
Oak Hill 91-A Sewer Reserve	03/28/91				156,374.52			
Oak Hill 91-B Sewer Revenue	03/28/91	0.000 - 0.000	82,080	25,920	2,257.78	10/29	BNY	S&J
Oak Hill 91-B Sewer Reserve	03/28/91				3,765.60			
Oakland PSD 12-A Water Revenue	05/24/12	0.000 - 0.000	3,014,455	2,441,090	9,979.49	03/44	BPH	S&J
Oakland PSD 12-A Water Reserve	05/24/12				44,138.58			
Oakland PSD 95 Water Revenue	06/28/95	6.750 - 6.750	579,740	410,146	23,976.78	10/33	BNY	G&G
Oakland PSD 95 Water Reserve	06/28/95				42,995.95			
Oakvale Road PSD 02-A Water Revenue	06/04/02	0.000 - 0.000	558,620	335,172	1,172.81	06/42	UNB	S&J
Oakvale Road PSD 02-A Water Reserve	06/04/02				0.00		LOC	06/01/2042
Oakvale Road PSD 11-A Water Revenue	09/08/11	0.000 - 0.000	3,400,000	2,974,989	7,572.85	09/51	UNB	S&J
Oakvale Road PSD 11-A Water Reserve	09/08/11				0.00		LOC	09/08/2021
Oakvale Road PSD 17-A Water Revenue	06/27/17	0.000 - 0.000	2,038,206	1,770,182	0.00	06/57	UNB	S&J
Oakvale Road PSD 17-A Water Reserve	06/27/17				0.00			
Oakvale Road PSD 96 Water Revenue	12/04/96	3.000 - 3.000	12,700,000	7,799,095	54,274.39	12/36	UNB	S&J
Oakvale Road PSD 96 Water Reserve	12/04/96				0.00		LOC	12/01/2036



ACCOUNT NAME	ISSUE DATE	INTEREST RATE	ORIGINAL ISSUANCE	OUTSTANDING 6/30/2018	ACCT BALANCE 6/30/2018	LAST DEBT	PAYING AGENT	BOND COUNSEL
Oakvale Road PSD 99-A Water Revenue	04/23/99	3.000 - 3.000	1,268,489	848,878	7,161.04	03/39	UNB	S&J
Oakvale Road PSD 99-A Water Reserve	04/23/99				0.00			LOC 03/01/2039
Oakvale Road PSD 99-B Water Revenue	11/04/99	3.000 - 3.000	731,511	494,695	7,516.25	09/39	UNB	S&J
Oakvale Road PSD 99-B Water Reserve	11/04/99				0.00			LOC 09/01/2039
Oceana 00-A Sewer Revenue	06/16/00	0.000 - 0.000	5,364,000	2,458,500	16,394.84	03/32	DEP	S&J
Oceana 00-A Sewer Reserve	06/16/00				181,145.04			
Oceana 00-B Sewer Revenue	06/21/00	0.000 - 0.000	7,273,500	4,183,432	16,221.70	06/40	UNB	S&J
Oceana 00-B Sewer Reserve	06/16/00				192,659.19			
Oceana 92-A Sewer Revenue	11/18/92	7.750 - 7.750	952,364	652,960	33,639.12	10/31	BNY	G&G
Oceana 92-A Sewer Reserve	11/18/92				79,080.22			
Oceana 92-B Sewer Revenue	11/18/92	0.000 - 0.000	31,746	11,396	616.15	10/31	BNY	G&G
Oceana 92-B Sewer Reserve	11/18/92				825.59			
Oceana 17-A Water Revenue	12/06/17	0.750 - 0.750	300,000	115,020	1,474.07	03/48	BPH	S&J
Oceana 17-A Water Reserve	12/06/17				373.34			
Oceana 96 Water Refunding Revenue	09/20/96	6.250 - 6.250	2,172,800	1,595,790	81,986.70	10/35	BNY	G&G
Oceana 96 Water Refunding Reserve	09/20/96				151,198.13			
Ohio County Develop 11-A Water Revenue	02/28/11	3.000 - 3.000	1,600,000	1,140,045	33,695.16	12/31	UNB	JK
Ohio County Develop 11-A Water Reserve	02/28/11				61,318.55			
Ohio County PSD 13-A Sewer Revenue	05/16/13	2.000 - 2.000	1,605,000	1,333,087	13,720.62	06/34	DEP	S&J
Ohio County PSD 13-A Sewer Reserve	05/16/13				40,374.75			
Ohio County PSD 86-A Sewer Revenue	05/16/86	9.750 - 9.750	100,320	54,097	5,825.17	10/25	BNY	S&J
Ohio County PSD 86-A Sewer Reserve	05/16/86				10,118.20			
Ohio County PSD 86-B Sewer Revenue	05/16/86	0.000 - 0.000	49,961	10,248	3,142.89	10/25	BNY	S&J
Ohio County PSD 86-B Sewer Reserve	05/16/86				2,899.30			
Ohio County PSD 88-A Sewer Revenue	09/30/88	9.000 - 9.000	694,925	440,923	39,814.61	10/28	BNY	S&J
Ohio County PSD 88-A Sewer Reserve	09/30/88				65,245.78			

ACCOUNT NAME	ISSUE DATE	INTEREST RATE	ORIGINAL ISSUANCE	OUTSTANDING 6/30/2018	ACCT BALANCE 6/30/2018	LAST DEBT	PAYING AGENT	BOND COUNSEL
Ohio County PSD 88-B Sewer Revenue	09/30/88	0.000 - 0.000	173,731	48,991	9,516.10	10/28	BNY	S&J
Ohio County PSD 88-B Sewer Reserve	09/30/88				5,275.42			
Ohio County PSD 89-A Sewer Revenue	04/03/89	8.400 - 8.400	1,013,841	656,976	42,059.44	04/29	BNY	S&J
Ohio County PSD 89-A Sewer Reserve	04/03/89				89,607.72			
Ohio County PSD 89-B Sewer Revenue	04/03/89	0.000 - 0.000	150,288	46,242	5,520.58	04/29	BNY	S&J
Ohio County PSD 89-B Sewer Reserve	04/03/89				4,566.13			
Ohio County PSD 97-A Sewer Revenue	10/15/97	0.000 - 0.000	1,081,000	526,641	4,899.80	06/37	UNB	S&J
Ohio County PSD 97-A Sewer Reserve	10/15/97				36,278.27			
Paden City 11-A Sewer Reserve	02/03/11				65,913.61			
Paden City 17-A Sewer Reserve	02/21/17				17,226.81			
Paden City 17-B Sewer Reserve	02/21/17				3,103.08			
Paden City 87-A Sewer Revenue	04/28/87	8.380 - 8.380	536,426	290,058	30,633.69	10/26	BNY	S&J
Paden City 87-A Sewer Reserve	04/28/87				47,495.93			
Paden City 87-B Sewer Revenue	04/28/87	0.000 - 0.000	131,574	31,163	4,953.71	10/26	BNY	S&J
Paden City 87-B Sewer Reserve	04/28/87				4,206.06			
Paden City 01-A Water Reserve	04/26/01				103,306.23			
Paden City 82 Water Reserve	12/02/82				21,422.38			
Page-Kincaid PSD 09-A Sewer Reserve	06/11/09				21,785.78			
Page-Kincaid PSD 09-B Sewer Revenue	06/11/09	0.000 - 0.000	470,000	378,440	1,019.00	06/49	UNB	S&J
Page-Kincaid PSD 09-B Sewer Reserve	06/11/09				8,568.85			
Page-Kincaid PSD 13-A Sewer Reserve	06/13/13				4,339.52			
Page-Kincaid PSD 88-A Sewer Revenue	07/01/88	9.000 - 9.000	112,000	71,062	6,113.55	10/28	BNY	S&J
Page-Kincaid PSD 88-A Sewer Reserve	07/01/88				10,588.71			
Page-Kincaid PSD 88-B Sewer Revenue	07/01/88	0.000 - 0.000	28,000	7,896	887.57	10/28	BNY	S&J
Page-Kincaid PSD 88-B Sewer Reserve	07/01/88				1,238.38			
Page-Kincaid PSD 15-A Water Revenue	01/29/15	0.500 - 0.500	600,000	558,055	3,008.78	03/46	BPH	S&J

ACCOUNT NAME	ISSUE DATE	INTEREST RATE	ORIGINAL ISSUANCE	OUTSTANDING 6/30/2018	ACCT BALANCE 6/30/2018	LAST DEBT	PAYING AGENT	BOND COUNSEL
Page-Kincaid PSD 15-A Water Reserve	01/29/15				5,082.42			
Page-Kincaid PSD 80 Water Reserve	10/14/80				56,387.03			
Page-Kincaid PSD 93 Water Reserve	04/22/93				5,703.15			
Page-Kincaid PSD 98 Water Reserve	11/13/98				14,354.15			
Parkersburg 03-A Water & Sewer Revenue	03/04/03	3.000 - 3.000	4,000,000	1,459,412	22,927.56	06/24	UNB	S&J
Parkersburg 03-A Water & Sewer Reserve	03/04/03				268,532.13			
Parkersburg 03-B Water & Sewer Revenue	03/04/03	5.000 - 5.000	3,250,000	1,301,679	161,501.03	10/23	BNY	S&J
Parkersburg 03-B Water & Sewer Reserve	03/04/03				258,224.34			
Parkersburg 03-D Water & Sewer Revenue	08/04/03	3.000 - 3.000	926,000	350,659	5,312.24	09/24	UNB	S&J
Parkersburg 03-D Water & Sewer Reserve	08/04/03				62,165.40			
Parkersburg 03-E Water & Sewer Revenue	08/04/03	2.000 - 2.000	4,326,705	1,599,379	24,550.64	12/24	DEP	S&J
Parkersburg 03-E Water & Sewer Reserve	08/04/03				264,828.41			
Parkersburg 06-D Water & Sewer Refunding Revenue	12/14/06	0.000 - 0.000	9,000,000	5,925,000	27,651.41	03/38	DEP	S&J
Parkersburg 06-D Water & Sewer Refunding Reserve	12/14/06				302,066.09			
Parkersburg 06-E Water & Sewer Revenue	12/14/06	0.000 - 0.000	4,175,342	2,754,221	13,651.15	06/37	DEP	S&J
Parkersburg 06-E Water & Sewer Reserve	12/14/06				148,600.69			
Parkersburg 11-A Water & Sewer Revenue	03/16/11	2.000 - 2.000	5,800,000	4,428,216	32,904.51	12/32	BPH	S&J
Parkersburg 11-A Water & Sewer Reserve	03/16/11				199,716.47			
Parkersburg 12-A Water & Sewer Revenue	05/23/12	0.000 - 0.000	5,731,700	4,370,422	25,869.31	09/33	DEP	S&J
Parkersburg 12-A Water & Sewer Reserve	05/23/12				140,463.73			
Parkersburg 14-A Water & Sewer Revenue	10/22/14	1.760 - 1.760	715,513	209,248	12,731.18	11/19	BBT Govment	S&J
Parkersburg 14-B Water & Sewer Revenue	08/27/14	1.000 - 1.000	12,676,820	11,956,531	60,084.85	03/37	UNB	S&J
Parkersburg 14-B Water & Sewer Reserve	08/27/14				94,059.76			
Parkersburg 15-A Water & Sewer Refunding Revenue	08/31/15	2.000 - 4.000	17,905,000	14,820,000	1,739,324.47	08/25	DTC	S&J
Parkersburg 15-A Water & Sewer Refunding Reserve	08/31/15				0.00			SB 08/01/2025
Parkersburg 15-B Water & Sewer Refunding Revenue	08/31/15	2.000 - 3.000	5,800,000	3,635,000	1,125,203.76	08/20	DTC	S&J

ACCOUNT NAME	ISSUE DATE	INTEREST RATE	ORIGINAL ISSUANCE	OUTSTANDING 6/30/2018	ACCT BALANCE 6/30/2018	LAST DEBT	PAYING AGENT	BOND COUNSEL
Parkersburg 15-B Water & Sewer Refunding Reserve	08/31/15				0.00		LOC	08/01/2020
Parsons 06-A Water & Sewer Revenue	08/22/06	0.000 - 0.000	454,300	328,267	2,168.62	06/46	UNB	S&J
Parsons 06-A Water & Sewer Reserve	08/22/06				11,866.23			
Parsons 07-A Water & Sewer Revenue	04/24/07	0.000 - 0.000	1,109,250	568,476	9,157.00	09/28	UNB	S&J
Parsons 07-A Water & Sewer Reserve	04/24/07				55,542.29			
Parsons 10-A Water & Sewer Revenue	05/04/10	0.000 - 0.000	1,150,000	936,037	2,614.19	03/50	UNB	S&J
Parsons 10-A Water & Sewer Reserve	05/04/10				30,213.40			
Parsons 89-A Water & Sewer Revenue	11/22/89	8.400 - 8.400	269,103	174,381	12,508.34	10/29	BNY	S&J
Parsons 89-A Water & Sewer Reserve	11/22/89				23,784.20			
Parsons 89-B Water & Sewer Revenue	11/22/89	0.000 - 0.000	39,891	12,274	2,047.67	10/29	BNY	S&J
Parsons 89-B Water & Sewer Reserve	11/22/89				1,624.86			
Parsons 96 Water & Sewer Revenue	05/08/96	6.250 - 6.250	457,500	335,403	15,933.03	10/35	BNY	S&J
Parsons 96 Water & Sewer Reserve	05/08/96				31,779.20			
Paw Paw Rt 19 PSD 08-A Water Reserve	06/09/08				61,336.84			
Paw Paw Rt 19 PSD 17-A Water Reserve	05/11/17				0.00			
Paw Paw 12-A Sewer Revenue	08/24/12	0.000 - 0.000	487,777	429,331	1,102.60	09/51	UNB	S&J
Paw Paw 12-A Sewer Reserve	08/24/12				13,154.89			
Pea Ridge PSD 00 Sewer System Design Revenue	03/07/00	2.000 - 2.000	477,000	77,396	3,133.02	03/21	DEP	S&J
Pea Ridge PSD 00 Sewer System Design Reserve (R)*	03/07/00				29,196.11			
Pea Ridge PSD 03-A Sewer Revenue	08/19/03	0.000 - 0.000	12,429,500	6,939,793	51,357.86	03/35	DEP	S&J
Pea Ridge PSD 03-A Sewer Reserve	08/19/03				421,411.74			
Pea Ridge PSD 03-B Sewer Revenue	08/19/03	5.000 - 5.000	100,000	40,955	5,091.87	10/23	BNY	S&J
Pea Ridge PSD 03-B Sewer Reserve (R)*	08/19/03				8,124.56			
Pea Ridge PSD 04-A Sewer Revenue	03/01/04	3.250 - 5.100	2,620,000	425,000	70,351.18	05/20	DTC	S&J
Pea Ridge PSD 04-A Sewer Reserve (R)*	03/01/04				241,657.87			
Pea Ridge PSD 07-A Sewer Revenue	08/28/07	0.000 - 0.000	1,043,821	704,560	3,221.24	09/38	DEP	S&J

ACCOUNT NAME	ISSUE DATE	INTEREST RATE	ORIGINAL ISSUANCE	OUTSTANDING 6/30/2018	ACCT BALANCE 6/30/2018	LAST DEBT	PAYING AGENT	BOND COUNSEL
Pea Ridge PSD 07-A Sewer Reserve	08/28/07				34,889.14			
Pea Ridge PSD 14-A Sewer Revenue	10/08/14	0.500 - 0.500	8,156,112	7,886,183	19,059.58	09/37	DEP	S&J
Pea Ridge PSD 14-A Sewer Reserve	10/22/14				36,539.81			
Pea Ridge PSD 17-A Sewer Revenue	10/17/17	2.000 - 2.000	2,500,000	1,691,405	0.00	12/49	UNB	S&J
Pea Ridge PSD 17-A Sewer Reserve	10/17/17				0.00			
Pendleton County PSD 09-A Water Reserve	10/26/09				9,227.11			
Pendleton County PSD 17-A Water Reserve	08/03/17				0.00			
Pennsboro 12-A Sewer Revenue	12/11/12	0.000 - 0.000	443,618	400,118	1,100.28	12/52	DEP	S&J
Pennsboro 12-A Sewer Reserve	12/11/12				4,505.49			
Pennsboro 17-A Sewer Revenue	05/03/17	0.250 - 0.250	2,585,090	1,891,836	0.00	09/56	DEP	S&J
Pennsboro 17-A Sewer Reserve	05/03/17				0.00			
Pennsboro 93 Sewer Reserve	04/12/93				22,256.03			
Petersburg 03-A Sewer Revenue	07/15/03	0.000 - 0.000	4,415,311	2,774,469	27,126.18	09/41	DEP	S&J
Petersburg 03-A Sewer Reserve	07/15/03				121,298.18			
Petersburg 16-A Sewer Revenue	09/21/16	1.000 - 1.000	710,000	339,514	0.00	09/56	UNB	S&J
Petersburg 16-A Sewer Reserve	09/21/16				0.00			
Petersburg 16-B Sewer Reserve	09/21/16				0.00			
Petersburg 87-A Sewer Revenue	04/23/87	8.380 - 8.380	650,306	351,634	28,560.55	10/26	BNY	S&J
Petersburg 87-A Sewer Reserve	04/23/87				57,577.43			
Petersburg 87-B Sewer Revenue	04/23/87	0.000 - 0.000	159,506	37,779	3,197.90	10/26	BNY	S&J
Petersburg 87-B Sewer Reserve	04/23/87				4,263.15			
Petersburg 09-A Water Revenue	04/16/09	2.000 - 2.000	2,700,000	1,811,266	18,843.69	12/30	BPH	S&J
Petersburg 09-A Water Reserve	04/16/09				126,289.61			
Petersburg 09-C Water Revenue	04/16/09	0.000 - 0.000	2,500,000	1,874,980	6,958.01	12/40	BPH	S&J
Petersburg 09-C Water Reserve	08/13/09				64,818.65			
Petersburg 96 Water Revenue	08/29/96	6.250 - 6.250	492,590	361,128	14,288.08	10/35	BNY	S&J

ACCOUNT NAME	ISSUE DATE	INTEREST RATE	ORIGINAL ISSUANCE	OUTSTANDING 6/30/2018	ACCT BALANCE 6/30/2018	LAST DEBT	PAYING AGENT	BOND COUNSEL
Petersburg 96 Water Reserve	08/29/96				34,215.25			
Philippi 02 Sewer Revenue	11/12/02	0.000 - 0.000	1,162,700	600,718	28,925.78	12/33	DEP	S&J
Philippi 02 Sewer Reserve	11/12/02				39,782.84			
Philippi 13-A Sewer Refunding Revenue	06/27/13	0.000 - 0.000	4,074,770	3,704,330	10,042.04	06/53	DEP	S&J
Philippi 13-A Sewer Refunding Reserve	06/27/13				38,418.04			
Philippi 09-B Water Reserve	04/16/09				126,277.91			
Philippi 11-A Water Reserve	06/09/11				150,443.86			
Philippi 11-B Water Revenue	06/09/11	0.000 - 0.000	2,074,000	1,728,320	5,949.88	06/43	UNB	S&J
Philippi 11-B Water Reserve	06/09/11				70,309.80			
Philippi 11-C Water Revenue	06/09/11	0.000 - 0.000	1,946,000	1,689,940	4,412.73	06/51	UNB	S&J
Philippi 11-C Water Reserve	06/09/11				52,084.93			
Philippi 18-A Water Reserve	05/09/18				0.00			
Piedmont 17-A Sewer Revenue	05/03/17	1.000 - 1.000	1,036,000	953,379	2,695.71	03/57	UNB	S&J
Piedmont 17-A Sewer Reserve	05/03/17				269.03			
Piedmont 01-A Water Reserve	03/15/01				40,235.53			
Piedmont 01-B Water Reserve	03/15/01				14,826.55			
Pineville 08-A Water Reserve	09/15/08				58,376.84			
Pleasant Hill PSD 04 Water Reserve	01/01/04				8,180.43			
Pleasant Hill PSD 12-A Water Reserve	06/28/12				5,345.74			
Pleasant Hill PSD 16-A Water Reserve	03/11/16				423.87			
Pleasant Hill PSD 89 Water Reserve	10/02/89				14,004.21			
Pleasant Hill PSD 94 Water Reserve	09/09/94				7,720.77			
Pleasant Valley PSD 95 Water Revenue	12/07/95	6.750 - 6.750	476,000	337,114	15,128.86	10/33	BNY	S&J
Pleasant Valley PSD 95 Water Reserve	12/07/95				35,338.98			
Pleasants County Devel Auth 10-A Water Lease Revenue	06/11/10	0.000 - 0.000	3,000,000	1,850,000	17,304.12	09/27	UNB	JK
Pleasants County Devel Auth 10-A Water Lease Reserve	06/11/10				203,501.93			

ACCOUNT NAME	ISSUE DATE	INTEREST RATE	ORIGINAL ISSUANCE	OUTSTANDING 6/30/2018	ACCT BALANCE 6/30/2018	LAST DEBT	PAYING AGENT	BOND COUNSEL
Pleasants County Devel Auth 10-B Water Lease Revenue	06/11/10	4.000 - 4.000	100,000	72,950	5,456.55	10/27	BBT/WDA	JK
Pleasants County Devel Auth 10-B Water Lease Reserve	06/11/10				9,157.37			
Pleasants County Devel Auth 10-C Water Lease Revenue	08/19/10	4.000 - 4.000	900,000	656,552	50,159.23	10/27	BBT/WDA	JK
Pleasants County Devel Auth 10-C Water Lease Reserve	08/19/10				81,505.30			
Pleasants County PSD 10-A Water Reserve	06/11/10				11,907.46			
Pleasants County Schools 11 GO	07/13/11	2.500 - 4.000	18,050,000	11,075,000	125,042.36	05/26	DTC	BR
Pleasants County Schools 11 GO Sur Col	07/13/11				904,167.05			
Pocahontas County PSD 08-A Sewer Revenue	12/30/08	0.000 - 0.000	2,022,009	1,477,125	5,526.88	09/41	UNB	S&J
Pocahontas County PSD 08-A Sewer Reserve	12/30/08				65,181.48			
Pocahontas County PSD 15-A Sewer Revenue	04/29/15	0.000 - 0.000	11,000,000	9,528,947	27,308.35	03/55	DEP	S&J
Pocahontas County PSD 15-A Sewer Reserve	04/29/15				24,569.49			
Pocahontas County PSD 15-B Sewer Revenue	04/29/15	1.000 - 1.000	16,089,990	15,669,203	45,089.63	03/55	UNB	S&J
Pocahontas County PSD 15-B Sewer Reserve	04/29/15				43,141.52			
Pocahontas County PSD 11-A Water Revenue	02/24/11	0.000 - 0.000	296,250	247,648	657.80	12/50	UNB	S&J
Pocahontas County PSD 11-A Water Reserve	02/24/11				4,900.77			
Pocahontas County PSD 18-A Water Revenue	02/28/18	3.000 - 3.000	2,109,700	1,093,820	0.00	03/39	UNB	S&J
Pocahontas County PSD 18-A Water Reserve	02/28/18				0.00			
Pt Pleasant 13-A Water & Sewer Revenue	06/27/13	2.000 - 2.000	3,713,058	3,124,813	21,781.93	09/34	DEP	S&J
Pt Pleasant 13-A Water & Sewer Reserve	06/27/13				87,664.88			
Pt Pleasant 89-A Water & Sewer Revenue	06/27/89	8.400 - 8.400	1,837,600	1,190,778	98,141.91	04/29	BNY	S&J
Pt Pleasant 89-A Water & Sewer Reserve	06/27/89				162,414.42			
Pt Pleasant 89-B Water & Sewer Revenue	06/27/89	0.000 - 0.000	272,400	83,815	10,707.81	04/29	BNY	S&J
Pt Pleasant 89-B Water & Sewer Reserve	06/27/89				12,179.62			
Pratt 14-A Sewer Revenue	07/23/14	0.000 - 0.000	821,878	763,545	2,012.07	06/54	DEP	S&J
Pratt 14-A Sewer Reserve	07/23/14				6,081.26			
Preston County PSD #1 07-A Water Revenue	07/12/07	0.000 - 0.000	1,391,300	1,047,970	3,128.67	06/47	UNB	S&J

ACCOUNT NAME	ISSUE DATE	INTEREST RATE	ORIGINAL ISSUANCE	OUTSTANDING 6/30/2018	ACCT BALANCE 6/30/2018	LAST DEBT	PAYING AGENT	BOND COUNSEL
Preston County PSD #1 07-A Water Reserve	07/12/07				38,428.01			
Preston County PSD #1 07-B Water Revenue	07/12/07	0.000 - 0.000	806,838	551,326	2,673.04	12/38	BPH	S&J
Preston County PSD #1 07-B Water Reserve	07/12/07				27,385.34			
Preston County PSD #1 13-A Water Revenue	08/07/13	1.000 - 1.000	490,418	450,472	1,816.09	06/53	UNB	S&J
Preston County PSD #1 13-A Water Reserve	08/07/13				15,853.20			
Preston County PSD #1 18 Water Revenue	05/16/18	3.000 - 3.000	3,520,000	419,990	0.00	03/46	UNB	BRM
Preston County PSD #1 18 Water Reserve	05/16/18				0.00			
Preston County PSD #1 95-A Water Reserve	09/19/95				35,838.07			
Preston County PSD #1 95-B Water Reserve	09/19/95				66,008.94			
Preston County PSD #2 17-A Water Revenue	06/27/17	2.000 - 2.000	445,168	442,168	0.00	12/48	UNB	S&J
Preston County PSD #2 17-A Water Reserve	06/27/17				0.00			
Preston County PSD #4 10-A Water Revenue	12/22/10	0.000 - 0.000	1,030,000	725,353	5,927.98	03/31	UNB	S&J
Preston County PSD #4 10-A Water Reserve	12/22/10				52,240.17			
Preston County PSD #4 12-A Water Revenue	11/21/12	0.500 - 0.500	3,903,853	3,385,744	14,630.99	03/44	BPH	S&J
Preston County PSD #4 12-A Water Reserve	11/21/12				63,140.75			
Preston County PSD #4 13-A Water Revenue	10/23/13	2.000 - 2.000	273,026	252,067	1,547.57	06/45	UNB	S&J
Preston County PSD #4 13-A Water Reserve	10/23/13				3,872.45			
Preston County PSD #4 16-A Water Revenue	12/15/16	2.500 - 2.500	1,932,071	1,266,894	0.00	09/38	BPH	S&J
Preston County PSD #4 16-A Water Reserve	12/15/16				0.00			
Preston County PSD #4 (East) 97-A Water Revenue	11/07/97	6.250 - 6.250	290,000	214,134	10,155.73	10/35	BNY	S&J
Preston County PSD #4 (East) 97-A Water Reserve	11/07/97				20,289.06			
Preston County Schools 11 GO	06/02/11	2.000 - 5.000	39,600,000	24,180,000	575,421.13	05/26	DTC	BR
Preston County Schools 11 GO Sur Col	06/02/11				2,242,271.61			
Prichard PSD 05-A Sewer Revenue	12/13/05	0.000 - 0.000	817,354	582,298	1,843.23	09/45	UNB	S&J
Prichard PSD 05-A Sewer Reserve	12/13/05				24,638.23			
Princeton 11 Sewer Refunding Revenue	03/03/11	0.000 - 0.000	9,100,000	7,431,652	27,309.59	12/42	DEP	G&G



ACCOUNT NAME	ISSUE DATE	INTEREST RATE	ORIGINAL ISSUANCE	OUTSTANDING 6/30/2018	ACCT BALANCE 6/30/2018	LAST DEBT	PAYING AGENT	BOND COUNSEL
Princeton 11 Sewer Refunding Reserve	03/03/11				172,500.18			
Putnam County Building Commission 00-A Water Revenue	01/27/00	4.350 - 6.375	6,610,000	5,225,000	71,319.68	06/39	BNY	S&J
Putnam County Building Commission 00-B Water Revenue	01/27/00	4.350 - 6.375	3,800,000	2,250,000	34,870.37	06/39	BNY	S&J
Putnam County Building Commission 08-A Water Revenue	07/23/08	0.000 - 0.000	2,845,524	2,202,164	6,528.71	09/47	UNB	S&J
Putnam County Building Comm 08-A Water Reserve	07/23/08				76,979.52			
Putnam County Schools 10 GO	03/24/10	3.000 - 4.000	56,750,000	30,355,000	447,225.92	05/25	DTC	G&G
Putnam County Schools 10 GO Sur Col	03/24/10				4,260,693.71			
Putnam PSD 02-B Sewer Revenue	03/07/02	2.000 - 2.000	1,422,000	410,323	8,612.01	06/23	DEP	S&J
Putnam PSD 02-B Sewer Reserve	03/07/02				86,864.87			
Putnam PSD 06-A Sewer Reserve	05/12/06				268,993.52			
Putnam PSD 06-B Sewer Reserve	05/12/06				114,436.64			
Putnam PSD 07-A Sewer Revenue	03/19/07	3.000 - 3.000	2,330,000	1,337,814	12,971.08	06/28	UNB	S&J
Putnam PSD 07-A Sewer Reserve	03/19/07				156,108.30			
Putnam PSD 08-A Sewer Revenue	01/28/08	2.000 - 2.000	3,680,000	2,203,907	20,336.23	06/29	DEP	S&J
Putnam PSD 08-A Sewer Reserve	01/28/08				224,796.36			
Putnam PSD 08-B Sewer Revenue	06/06/08	0.000 - 0.000	502,000	387,060	1,096.93	12/47	UNB	S&J
Putnam PSD 08-B Sewer Reserve	06/06/08				13,200.55			
Putnam PSD 09-A Sewer Reserve	06/26/09				170,721.29			
Putnam PSD 09-C Sewer Revenue	10/29/09	0.000 - 0.000	1,050,500	695,944	9,115.64	09/31	DEP	S&J
Putnam PSD 09-C Sewer Reserve	10/29/09				36,874.33			
Putnam PSD (POA) 12-A Sewer Reserve	07/23/12				17,461.07			
Putnam PSD 13-A Sewer Refunding Revenue	07/11/13	2.000 - 5.000	7,700,000	6,835,000	128,548.87	04/42	DTC	S&J
Putnam PSD 13-A Sewer Refunding Reserve	07/11/13				490,824.44			
Putnam PSD 13-B Sewer Reserve	06/27/13				86,768.33			
Putnam PSD 13-C Sewer Reserve	06/27/13				100,220.67			
Putnam PSD 13-D Sewer Reserve	06/27/13				8,171.29			

ACCOUNT NAME	ISSUE DATE	INTEREST RATE	ORIGINAL ISSUANCE	OUTSTANDING 6/30/2018	ACCT BALANCE 6/30/2018	LAST DEBT	PAYING AGENT	BOND COUNSEL
Putnam PSD 13-E Sewer Reserve	06/27/13				17,630.48			
Putnam PSD 13-F Sewer Reserve	06/27/13				21,309.61			
Putnam PSD (POA) 87-A Sewer Revenue	03/12/87	8.380 - 8.380	878,743	475,154	38,505.66	10/26	BNY	S&J
Putnam PSD (POA) 87-A Sewer Reserve	03/12/87				77,648.00			
Putnam PSD (POA) 87-B Sewer Revenue	03/12/87	0.000 - 0.000	215,535	51,047	4,355.57	10/26	BNY	S&J
Putnam PSD (POA) 87-B Sewer Reserve	03/12/87				5,699.74			
Putnam PSD (POA) 90-A Sewer Revenue	02/23/90	7.850 - 7.850	214,969	135,265	8,174.83	10/29	BNY	S&J
Putnam PSD (POA) 90-A Sewer Reserve	02/23/90				17,898.13			
Putnam PSD (POA) 90-B Sewer Revenue	02/23/90	0.000 - 0.000	10,031	3,087	197.22	10/29	BNY	S&J
Putnam PSD (POA) 90-B Sewer Reserve	02/23/90				259.25			
Putnam PSD 06-A Water Reserve	05/12/06				429,613.26			
Putnam PSD 08-A Water Revenue	01/28/08	5.000 - 5.000	1,436,000	1,297,221	31,898.29	10/47	BBT/WDA	S&J
Putnam PSD 08-A Water Reserve	01/28/08				84,799.83			
Putnam PSD 09-A Water Revenue	12/04/09	2.000 - 2.000	627,000	420,615	3,181.64	12/30	BPH	S&J
Putnam PSD 09-A Water Reserve	12/04/09				34,370.57			
Putnam PSD 09-B Water Revenue	12/04/09	2.000 - 2.000	100,000	67,083	507.87	12/30	BPH	S&J
Putnam PSD 09-B Water Reserve	12/04/09				6,108.89			
Putnam PSD 10-A Water Reserve	12/21/10				99,497.10			
Putnam PSD 10-B Water Reserve	12/21/10				81,983.06			
Putnam PSD 13-A Water Reserve	06/27/13				54,696.14			
Putnam PSD 13-B Water Reserve	06/27/13				8,517.26			
Putnam PSD 13-C Water Reserve	06/27/13				15,520.37			
Putnam PSD 99-A Water Revenue	06/16/99	5.800 - 5.800	6,440,000	5,861,837	157,444.64	10/38	BNY	S&J
Putnam PSD 99-A Water Reserve	06/16/99				392,516.85			
Putnam PSD 99-B Water Revenue	06/16/99	3.400 - 5.500	5,425,000	3,215,000	182,429.41	10/38	BNY	S&J
Putnam PSD 99-B Water Reserve	06/16/99				358,359.58			

ACCOUNT NAME	ISSUE DATE	INTEREST RATE	ORIGINAL ISSUANCE	OUTSTANDING 6/30/2018	ACCT BALANCE 6/30/2018	LAST DEBT	PAYING AGENT	BOND COUNSEL
Putnam Union PSD 97-A Water Revenue	03/07/97	6.250 - 6.250	350,000	257,291	12,656.54	10/35	BNY	JK
Putnam Union PSD 97-A Water Reserve	03/07/97				24,378.14			
Rainelle 15-A Water Reserve	03/11/15				2,676.02			
Raleigh County PSD 05-A Water Reserve	09/28/05				113,569.77			
Raleigh County PSD 05-B Water Reserve	09/28/05				7,890.30			
Raleigh County PSD 15-A Water Reserve	09/04/15				13,132.16			
Raleigh County PSD 15-B Water Reserve	09/25/15				17,732.50			
Ravencliff-McGraws-Saulsville PSD 09-A Water Reserve	02/02/09				47,714.25			
Ravencliff-McGraws-Saulsville PSD 09-B Water Revenue	02/02/09	0.000 - 0.000	1,586,000	1,256,432	3,821.06	12/48	UNB	S&J
Ravencliff-McGraws-Saulsville PSD 09-B Water Reserve	02/02/09				33,827.85			
Ravencliff-McGraws-Saulsville PSD 12-A Water Reserve	03/19/12				5,235.87			
Ravencliff-McGraws-Saulsville PSD 17-A Water Refunding Revenue	01/24/17	3.400 - 3.400	148,900	135,767	1,339.01	08/28	OVB:BH	S&J
Ravencliff-McGraws-Saulsville PSD 17-A W Ref Reserve	01/24/17				14,993.01			
Ravencliff-McGraws-Saulsville PSD 17-B Water Refunding Revenue	01/24/17	3.500 - 3.500	35,800	33,735	252.84	11/32	OVB:BH	S&J
Ravencliff-McGraws-Saulsville PSD 17-B W Ref Reserve	01/24/17				3,035.06			
Ravencliff-McGraws-Saulsville PSD 17-C Water Refunding Revenue	01/24/17	3.550 - 3.550	187,900	178,805	1,220.05	11/34	OVB:BH	S&J
Ravencliff-McGraws-Saulsville PSD 17-C W Ref Reserve	01/24/17				14,543.93			
Ravencliff-McGraws-Saulsville PSD 17-D Water Revenue	01/24/17	3.750 - 3.750	55,400	53,233	335.83	03/37	OVB:BH	S&J
Ravencliff-McGraws-Saulsville PSD 17-D Water Reserve	01/24/17				4,003.80			
Ravencliff-McGraws-Saulsville PSD 97 Water Reserve	08/20/97				56,632.67			
Ravenswood 06-A Sewer Reserve	06/19/06				149,488.71			
Ravenswood 06-B Sewer Reserve	06/19/06				73,898.33			
Ravenswood 12-A Sewer Reserve	06/07/12				37,067.70			
Ravenswood 06-A Water Revenue	04/25/06	3.000 - 3.000	733,958	384,711	11,932.87	06/27	UNB	S&J
Ravenswood 06-A Water Reserve	04/25/06				49,274.73			
Red Sulphur PSD 05-A Water & Sewer Revenue	08/11/05	0.000 - 0.000	4,150,000	2,968,212	27,908.27	06/45	UNB	S&J

ACCOUNT NAME	ISSUE DATE	INTEREST RATE	ORIGINAL ISSUANCE	OUTSTANDING 6/30/2018	ACCT BALANCE 6/30/2018	LAST DEBT	PAYING AGENT	BOND COUNSEL
Red Sulphur PSD 05-A Water & Sewer Reserve	08/11/05				111,131.28			
Red Sulphur PSD 06-B Water & Sewer Revenue	11/06/06	0.000 - 0.000	473,000	473,000	58,825.09	09/46	UNB	S&J
Red Sulphur PSD 06-B Water & Sewer Reserve	11/06/06				24,486.00			
Red Sulphur PSD 17-A Water & Sewer Refunding Revenue	01/20/17	2.480 - 2.480	1,188,000	1,080,049	8,776.49	06/31	NBB:BH	S&J
Red Sulphur PSD 17-A Water & Sewer Ref Reserve	01/20/17				83,688.85			
Red Sulphur PSD 17-B Water & Sewer Refunding Revenue	01/20/17	2.480 - 3.380	4,522,900	4,323,178	22,280.29	06/36	NBB:BH	S&J
Red Sulphur PSD 17-B Water & Sewer Ref Reserve	01/20/17				318,598.92			
Red Sulphur PSD 87-A Water & Sewer Revenue	11/16/87	8.380 - 8.380	738,647	399,403	43,080.35	10/26	BNY	S&J
Red Sulphur PSD 87-A Water & Sewer Reserve	11/16/87				65,402.86			
Red Sulphur PSD 87-B Water & Sewer Revenue	11/16/87	0.000 - 0.000	181,173	42,909	4,459.36	10/26	BNY	S&J
Red Sulphur PSD 87-B Water & Sewer Reserve	11/16/87				4,850.91			
Reedsville 01 Sewer Reserve	08/22/01				19,799.48			
Reedsville 12-A Sewer Revenue	03/15/12	0.000 - 0.000	1,751,032	1,542,790	4,379.93	12/51	DEP	S&J
Reedsville 12-A Sewer Reserve	03/15/12				21,488.22			
Reedy 14 Water Reserve	09/25/14				601.78			
Reedy 83 Water Reserve	09/19/83				7,007.71			
Richwood 02 Water & Sewer Revenue	12/18/02	0.000 - 0.000	682,314	341,154	4,774.97	06/33	DEP	BR
Richwood 02 Water & Sewer Reserve	12/18/02				25,189.79			
Richwood 09-A Water & Sewer Revenue	09/02/09	0.000 - 0.000	1,308,155	1,054,955	2,818.76	09/49	UNB	S&J
Richwood 09-A Water & Sewer Reserve	09/02/09				25,984.77			
Ridgeley 03-A Sewer Revenue	03/11/03	0.000 - 0.000	665,979	355,179	3,222.86	06/34	DEP	S&J
Ridgeley 03-A Sewer Reserve	03/11/03				26,551.81			
Ridgeley 88-A Sewer Revenue	08/04/88	9.000 - 9.000	159,327	101,090	6,840.69	10/28	BNY	S&J
Ridgeley 88-A Sewer Reserve	08/04/88				14,958.33			
Ridgeley 88-B Sewer Revenue	08/04/88	0.000 - 0.000	39,832	11,244	811.91	10/28	BNY	S&J
Ridgeley 88-B Sewer Reserve	08/04/88				1,052.02			

ACCOUNT NAME	ISSUE DATE	INTEREST RATE	ORIGINAL ISSUANCE	OUTSTANDING 6/30/2018	ACCT BALANCE 6/30/2018	LAST DEBT	PAYING AGENT	BOND COUNSEL
Ripley 15-A Sewer Revenue	12/17/15	2.000 - 2.000	8,276,500	8,076,376	32,392.06	09/47	UNB	S&J
Ripley 15-A Sewer Reserve	12/17/15				30,785.53			
Ripley 15-B Sewer Reserve	12/17/15				8,961.95			
Ripley 89-A Sewer Revenue	12/28/89	7.850 - 7.850	487,262	291,567	22,133.42	10/28	BNY	G&G
Ripley 89-A Sewer Reserve	12/28/89				40,825.69			
Ripley 89-B Sewer Revenue	12/28/89	0.000 - 0.000	22,738	6,582	753.53	10/28	BNY	G&G
Ripley 89-B Sewer Reserve	12/28/89				990.37			
Ripley 07-A Water Reserve	01/23/07				136,175.39			
Ripley 07-B Water Reserve	01/23/07				110,927.06			
Ripley 15-A Water Revenue	06/23/15	4.450 - 4.450	778,000	704,045	5,009.23	07/35	SUMMIT CM B	S&J
Ripley 15-A Water Reserve	06/23/15				17,976.10			
River Road PSD 01 Water Revenue	10/25/01	2.000 - 2.000	1,068,500	249,091	12,607.54	06/22	BPH	S&J
River Road PSD 01 Water Reserve	10/25/01				65,400.90			
River Road PSD 16-A Water Revenue	08/11/16	0.500 - 0.500	2,546,000	2,506,619	8,413.19	12/47	BPH	S&J
River Road PSD 16-A Water Reserve	08/11/16				92,824.25			
Rivesville 11-A Water Revenue	10/12/11	0.000 - 0.000	2,585,276	2,247,316	5,834.30	09/51	UNB	S&J
Rivesville 11-A Water Reserve	10/12/11				34,848.55			
Rivesville 13-A Water Revenue	08/15/13	3.000 - 3.000	130,000	112,504	3,939.01	07/37	BBT/WDA	S&J
Rivesville 13-A Water Reserve	08/15/13				7,117.33			
Rivesville 13-B Water Revenue	12/19/13	0.000 - 0.000	200,000	178,614	435.20	12/53	UNB	S&J
Rivesville 13-B Water Reserve	12/19/13				2,210.16			
Romney 01 Sewer Refunding Revenue	09/13/01	4.800 - 5.610	659,000	71,445	9,406.37	10/19	SUMMIT CM B	BR
Romney 01 Sewer Refunding Reserve (R)*	09/13/01				54,873.96			
Romney 06-A Sewer Refunding Revenue	08/08/06	0.000 - 0.000	2,880,000	2,094,516	6,466.65	06/46	UNB	S&J
Romney 06-A Sewer Refunding Reserve (R)*	08/08/06				79,115.67			
Romney 14-A Sewer Revenue	02/13/14	0.000 - 0.000	3,600,000	3,541,329	3,159.79	12/47	DEP	S&J

ACCOUNT NAME	ISSUE DATE	INTEREST RATE	ORIGINAL ISSUANCE	OUTSTANDING 6/30/2018	ACCT BALANCE 6/30/2018	LAST DEBT	PAYING AGENT	BOND COUNSEL
Romney 14-A Sewer Reserve	02/13/14				14,189.29			
Romney 14-C Sewer Revenue	02/13/14	0.000 - 0.000	1,436,799	1,122,390	5,039.88	12/40	UNB	S&J
Romney 14-C Sewer Reserve	02/13/14				13,768.77			
Romney 17-A Sewer Refunding Revenue	02/22/17	3.500 - 3.500	363,000	346,665	2,334.25	01/35	ROM	S&J
Romney 17-A Sewer Refunding Reserve (R)*	02/22/17				27,949.03			
Romney 82-B Sewer Revenue	07/28/82	0.000 - 0.000	195,500	10,568	4,461.39	10/19	BNY	S&J
Romney 12-A Water Reserve	03/16/12				11,338.11			
Romney 12-B Water Reserve	03/16/12				1,135.20			
Romney 16-A Water Reserve	08/01/16				6,167.90			
Romney 17-A Water Refunding Revenue	04/12/17	4.100 - 4.100	1,979,000	1,927,122	12,418.63	06/37	OVB:BH	S&J
Romney 17-A Water Refunding Reserve	04/12/17				148,744.34			
Romney 97-B Water Revenue	08/25/97	0.000 - 0.000	1,424,038	459,367	10,587.76	06/37	UNB	S&J
Romney 97-B Water Reserve	08/25/97				37,420.91			
Ronceverte 15-A Sewer Revenue	08/18/15	0.000 - 0.000	14,481,456	12,562,553	35,788.13	06/55	DEP	S&J
Ronceverte 15-A Sewer Reserve	08/18/15				13,016.30			
Ronceverte 08-A Water Revenue	09/05/08	0.000 - 0.000	2,000,000	1,449,989	6,606.80	03/40	BPH	S&J
Ronceverte 08-A Water Reserve	09/05/08				56,413.79			
Rowlesburg 06-A Water Reserve	10/13/06				20,987.40			
Rowlesburg 11-A Water Revenue	07/22/11	0.000 - 0.000	525,000	439,585	1,178.12	06/51	UNB	S&J
Rowlesburg 11-A Water Reserve	07/22/11				8,019.33			
Rowlesburg 17-A Water Revenue	08/02/17	1.000 - 1.000	2,000,000	1,238,228	0.00	06/57	UNB	S&J
Rowlesburg 17-A Water Reserve	08/02/17				0.00			
Rupert 17-A Water Reserve	05/12/17				0.00			
Salem 18-A Sewer Revenue	03/28/18	4.000 - 4.000	1,310,000	1,310,000	35,883.79	12/32	DTC	S&J
Salem 18-A Sewer Reserve	03/28/18				120,542.40			
Salem 18-B Sewer Revenue	03/28/18	3.000 - 4.000	2,255,000	2,255,000	38,200.20	12/37	DTC	S&J

ACCOUNT NAME	ISSUE DATE	INTEREST RATE	ORIGINAL ISSUANCE	OUTSTANDING 6/30/2018	ACCT BALANCE 6/30/2018	LAST DEBT	PAYING AGENT	BOND COUNSEL
Salem 18-B Sewer Reserve	03/28/18				167,726.37			
Salem 10-A Water Revenue	01/14/10	0.000 - 0.000	900,000	697,500	2,652.35	09/41	BPH	S&J
Salem 10-A Water Reserve	01/14/10				20,813.11			
Salt Rock Sewer PSD 03-A Sewer Revenue	07/31/03	0.000 - 0.000	2,050,000	1,322,570	4,934.37	06/43	DEP	S&J
Salt Rock Sewer PSD 03-A Sewer Reserve	07/31/03				53,654.25			
Salt Rock Sewer PSD 03-B Sewer Revenue	07/31/03	5.000 - 5.000	60,000	49,693	1,417.41	10/42	BBT/WDA	S&J
Salt Rock Sewer PSD 03-B Sewer Reserve	07/31/03				3,550.70			
Salt Rock Sewer PSD 04-A Sewer Revenue	12/29/04	0.000 - 0.000	11,068,062	7,668,069	26,960.90	12/44	DEP	S&J
Salt Rock Sewer PSD 04-A Sewer Reserve	12/29/04				293,509.85			
Salt Rock Sewer PSD 04-B Sewer Revenue	12/29/04	0.000 - 0.000	7,500,000	5,196,078	18,654.43	12/44	UNB	S&J
Salt Rock Sewer PSD 04-B Sewer Reserve	12/29/04				200,192.86			
Salt Rock Sewer PSD 04 Sewer R&R	12/29/04				58,021.80			
Salt Rock Sewer PSD 87-A Sewer Revenue	04/15/87	8.380 - 8.380	1,185,479	641,017	51,890.68	10/26	BNY	S&J
Salt Rock Sewer PSD 87-A Sewer Reserve	04/15/87				104,965.25			
Salt Rock Sewer PSD 87-B Sewer Revenue	04/15/87	0.000 - 0.000	290,771	68,867	5,805.26	10/26	BNY	S&J
Salt Rock Sewer PSD 87-B Sewer Reserve	04/15/87				7,766.65			
Salt Rock Sewer PSD 90-A Sewer Revenue	03/02/90	7.850 - 7.850	248,408	156,305	9,420.33	10/29	BNY	S&J
Salt Rock Sewer PSD 90-A Sewer Reserve	03/02/90				20,723.04			
Salt Rock Sewer PSD 90-B Sewer Revenue	03/02/90	0.000 - 0.000	11,592	3,567	230.03	10/29	BNY	S&J
Salt Rock Sewer PSD 90-B Sewer Reserve	03/02/90				303.42			
Salt Rock Water PSD 00-A Water Revenue	09/21/00	4.500 - 5.875	9,300,000	7,365,000	136,289.98	06/40	BNY	S&J
Salt Rock Water PSD 00-A Water Reserve	09/21/00				0.00			LOC 06/01/2040
Salt Rock Water PSD 00-B Water Revenue	09/21/00	0.000 - 0.000	3,000,000	1,711,523	6,638.09	09/40	UNB	S&J
Salt Rock Water PSD 00-B Water Reserve	09/21/00				0.00			LOC 09/01/2040
Salt Rock Water PSD 08-A Water Revenue	12/19/08	0.000 - 0.000	296,800	233,176	651.79	09/48	UNB	S&J
Salt Rock Water PSD 08-A Water Reserve	12/19/08				0.00			LOC 12/19/2018

ACCOUNT NAME	ISSUE DATE	INTEREST RATE	ORIGINAL ISSUANCE	OUTSTANDING 6/30/2018	ACCT BALANCE 6/30/2018	LAST DEBT	PAYING AGENT	BOND COUNSEL
Salt Rock Water PSD 18-A Water GAN	03/21/18	1.700 - 1.700	164,414	164,414	3,926.21	08/19	BBT/WDA	S&J
Shady Spring PSD 02-A Sewer Revenue	03/08/02	0.000 - 0.000	2,419,905	1,230,111	7,490.20	09/33	DEP	JTP
Shady Spring PSD 02-A Sewer Reserve	03/08/02				82,075.31			
Shady Spring PSD 05-A Sewer Revenue	12/13/05	0.000 - 0.000	2,875,000	2,080,592	6,530.62	12/45	UNB	JTP
Shady Spring PSD 05-A Sewer Reserve	12/13/05				76,476.20			
Shady Spring PSD 05-B Sewer Revenue	12/19/05	0.000 - 0.000	3,078,043	2,227,501	7,661.11	12/45	DEP	JTP
Shady Spring PSD 05-B Sewer Reserve	12/19/05				82,421.43			
Shady Spring PSD 10 Sewer Revenue	10/12/10	0.000 - 0.000	2,422,826	1,918,051	7,498.16	03/42	DEP	BR
Shady Spring PSD 10 Sewer Reserve	10/12/10				51,915.07			
Shady Spring PSD 16 Sewer Revenue	05/06/16	0.500 - 0.500	6,978,924	6,924,983	22,613.88	03/48	DEP	BRM
Shady Spring PSD 16 Sewer Reserve	05/06/16				8,371.93			
Shady Spring PSD 82-B Sewer Revenue	08/12/82	0.000 - 0.000	795,515	44,195	16,849.19	10/19	BNY	JTP
Shady Spring PSD 97-C Sewer Revenue	06/24/97	0.000 - 0.000	2,197,304	27,466	10,445.04	09/18	DEP	JTP
Shady Spring PSD 97-C Sewer Reserve	06/24/97				111,771.67			
Shady Spring PSD 97-D Sewer Refunding Revenue	06/24/97	6.250 - 6.250	3,056,955	2,251,610	90,083.60	10/35	BNY	JTP
Shady Spring PSD 97-D Sewer Refunding Reserve	06/24/97				213,336.07			
Shady Spring PSD 98-A Sewer Revenue	11/25/98	0.000 - 0.000	1,202,100	105,184	5,713.72	03/20	DEP	JTP
Shady Spring PSD 98-A Sewer Reserve	11/25/98				61,157.57			
Shady Spring PSD 98-B Sewer Revenue	12/17/98	0.000 - 0.000	839,000	31,463	3,987.06	03/19	DEP	JTP
Shady Spring PSD 98-B Sewer Reserve	12/17/98				42,683.79			
Shady Spring PSD 99-A Sewer Revenue	03/18/99	0.000 - 0.000	752,000	65,800	3,574.08	03/20	DEP	JTP
Shady Spring PSD 99-A Sewer Reserve	03/18/99				38,258.35			
Shady Spring PSD 99-B Sewer Revenue	03/18/99	5.750 - 5.750	165,000	125,214	4,532.81	10/37	BBT/WDA	JTP
Shady Spring PSD 99-B Sewer Reserve	03/18/99				10,770.73			
Shepherdstown 10-A Sewer Revenue	11/22/10	0.000 - 0.000	9,172,697	4,971,348	18,910.12	06/42	DEP	BR
Shepherdstown 10-A Sewer Reserve	11/22/10				177,052.96			



ACCOUNT NAME	ISSUE DATE	INTEREST RATE	ORIGINAL ISSUANCE	OUTSTANDING 6/30/2018	ACCT BALANCE 6/30/2018	LAST DEBT	PAYING AGENT	BOND COUNSEL
Shepherdstown 03-A Water Revenue	06/13/03	0.000 - 0.000	699,459	361,377	5,556.01	12/33	BPH	BR
Shepherdstown 03-A Water Reserve	06/13/03				23,778.07			
Shepherdstown 03-B Water Revenue	06/13/03	2.000 - 2.000	1,300,541	445,940	17,507.65	06/24	BPH	BR
Shepherdstown 03-B Water Reserve	06/13/03				80,364.14			
Shepherdstown 03 Water Depreciation	06/13/03				470,475.66			
Shepherdstown 12 Water Revenue	07/19/12	1.000 - 1.000	4,000,000	3,607,864	13,058.86	06/52	UNB	BR
Shepherdstown 12 Water Reserve	07/19/12				92,669.20			
Shepherdstown 17 Water Revenue	06/15/17	2.250 - 4.250	2,650,000	2,605,000	50,746.01	03/47	DTC	G&G
Shepherdstown 17 Water Reserve	06/15/17				155,255.00			
Shinnston 10-A Sewer Reserve	10/25/10				72,359.81			
Shinnston 90-A Sewer Revenue	03/29/90	7.850 - 7.850	2,245,223	1,412,765	131,587.76	10/29	BNY	S&J
Shinnston 90-A Sewer Reserve	03/29/90				187,296.51			
Shinnston 90-B Sewer Revenue	03/29/90	0.000 - 0.000	104,777	32,239	2,710.04	10/29	BNY	S&J
Shinnston 90-B Sewer Reserve	03/29/90				2,723.05			
Shinnston 05-A Water Reserve	11/17/05				256,504.71			
Shinnston 18-A Water Reserve	02/08/18				0.00			
Shinnston 83 Water Reserve	09/01/83				16,960.00			
Short Line PSD 05-A Water Revenue	08/24/05	0.000 - 0.000	1,274,183	899,423	2,877.07	06/45	UNB	S&J
Short Line PSD 05-A Water Reserve	08/24/05				33,787.83			
Short Line PSD 10-A Water Revenue	04/06/10	0.000 - 0.000	600,000	488,282	1,337.47	03/50	UNB	S&J
Short Line PSD 10-A Water Reserve	04/06/10				15,658.97			
Short Line PSD 90 Water Reserve	05/09/91				7,129.44			
Sissonville PSD 01 Sewer Refunding Revenue	12/28/01	5.250 - 6.000	1,440,000	700,000	64,430.24	10/25	DTC	G&G
Sissonville PSD 01 Sewer Refunding Reserve	12/28/01				57,900.00			
Sissonville PSD 03-A Sewer Revenue	06/17/03	2.000 - 2.000	1,313,000	467,827	7,797.17	09/24	DEP	G&G
Sissonville PSD 03-A Sewer Reserve	06/17/03				79,816.00			

ACCOUNT NAME	ISSUE DATE	INTEREST RATE	ORIGINAL ISSUANCE	OUTSTANDING 6/30/2018	ACCT BALANCE 6/30/2018	LAST DEBT	PAYING AGENT	BOND COUNSEL
Sistersville 13-A Sewer Revenue	02/27/13	0.000 - 0.000	200,888	180,983	503.55	09/52	DEP	S&J
Sistersville 13-A Sewer Reserve	02/27/13				2,061.43			
Sistersville 90-A Sewer Revenue	03/01/90	7.850 - 7.850	1,057,749	87,539	91,212.89	10/18	BNY	JK
Sistersville 90-B Sewer Revenue	03/01/90	0.000 - 0.000	49,361	1,763	1,765.38	10/18	BNY	JK
Sistersville 03 Water Refunding Revenue	11/21/03	3.350 - 5.500	910,000	155,000	13,612.02	06/20	DTC	S&J
Sistersville 03 Water Refunding Reserve	11/21/03				84,982.35			
Sistersville 10-A Water Reserve	02/26/10				15,223.25			
Smithers 03-A Sewer Reserve	11/06/03				27,647.67			
Smithers 03-B Sewer Revenue	11/06/03	0.000 - 0.000	800,000	528,104	3,363.94	09/43	UNB	G&G
Smithers 03-B Sewer Reserve	11/06/03				20,997.77			
Sophia 07-A Sewer Revenue	10/23/07	3.000 - 3.000	767,031	468,429	11,913.51	03/29	UNB	S&J
Sophia 07-A Sewer Reserve	10/23/07				51,495.61			
Sophia 17 Sewer Revenue	03/30/17	3.780 - 3.780	560,000	531,079	4,146.19	05/32	CITY NB	S&J
Sophia 17 Sewer Reserve	03/30/17				5,771.57			
Sophia 95 Sewer Revenue	07/24/95	6.750 - 6.750	156,705	110,862	6,692.98	10/33	BNY	G&G
Sophia 95 Sewer Reserve	07/24/95				11,622.58			
South Charleston 03-A Sewer Revenue	09/05/03	2.000 - 2.000	4,567,360	1,723,577	60,560.19	12/24	DEP	JK
South Charleston 03-A Sewer Reserve	09/05/03				285,393.31			
South Charleston 04-B Sewer Revenue	06/18/04	0.000 - 0.000	1,072,997	531,645	28,365.22	03/32	DEP	JK
South Charleston 04-B Sewer Reserve	06/18/04				39,382.99			
South Charleston 86-B Sewer Revenue	08/29/86	0.000 - 0.000	378,985	77,740	16,689.92	10/25	BNY	JK
South Charleston 86-B Sewer Reserve	08/29/86				9,897.95			
Southern Jackson County PSD 02 Sewer Revenue	05/30/02	0.000 - 0.000	2,888,924	1,805,577	19,331.97	03/42	UNB	G&G
Southern Jackson County PSD 02 Sewer Reserve	05/30/02				78,000.66			
Southern Jackson County PSD 01 A&B Water Reserve	12/21/01				60,379.93			
Southern Jackson County PSD 05 Water Reserve	09/23/05				59,762.58			

ACCOUNT NAME	ISSUE DATE	INTEREST RATE	ORIGINAL ISSUANCE	OUTSTANDING 6/30/2018	ACCT BALANCE 6/30/2018	LAST DEBT	PAYING AGENT	BOND COUNSEL
Southern Jackson County PSD 13 Water Revenue	02/14/13	0.000 - 0.000	3,140,000	2,747,495	20,387.66	09/44	BPH	JK
Southern Jackson County PSD 13 Water Reserve	02/14/13				44,238.27			
Southern Jackson County PSD 91 Water Reserve	03/18/91				9,678.24			
Southern Jackson County PSD 97 Water Reserve	02/27/97				29,663.52			
Southern Jackson County PSD 98-A Water Revenue	05/22/98	0.000 - 0.000	380,000	191,210	3,666.59	03/38	UNB	JK
Southern Jackson County PSD 98-A Water Reserve	05/22/98				9,861.51			
Southwestern Water PSD 10-A Water Reserve	03/12/10				148,024.31			
Southwestern Water PSD 10-B Water Revenue	03/12/10	0.000 - 0.000	6,100,000	4,727,482	19,667.56	09/41	BPH	S&J
Southwestern Water PSD 10-B Water Reserve	03/12/10				139,472.75			
Spencer 00 Sewer Reserve	08/24/00				18,027.69			
Spencer 09 Water Reserve	10/08/09				22,219.92			
Spencer 10 Water Reserve	05/05/10				28,062.13			
Spencer 12 Water Reserve	09/13/12				5,986.79			
Spencer 70 Water Replacement	01/01/70				6,097.64			
Spencer 91 Taxable Water Reserve	12/09/91				21,664.78			
Spencer 93 Water Reserve	03/18/93				17,771.78			
Spencer 98 Water Reserve	06/05/98				49,092.62			
Spring Valley PSD 01-A Sewer Revenue	02/01/01	2.000 - 2.000	820,500	179,762	13,619.90	03/22	DEP	JK
Spring Valley PSD 01-A Sewer Reserve	02/01/01				50,224.51			
St Albans 00-B Water & Sewer Revenue	03/15/00	2.000 - 2.000	16,281,000	3,795,449	180,417.85	06/22	DEP	S&J
St Albans 00-B Water & Sewer Reserve	03/15/00				996,532.63			
St Albans 00-C Water & Sewer Revenue	03/15/00	5.800 - 5.800	225,000	51,778	14,711.88	10/20	BBT/WDA	S&J
St Albans 00-C Water & Sewer Reserve	03/15/00				19,433.00			
St Albans 08-A Water & Sewer Revenue	12/03/08	4.370 - 4.370	2,735,000	1,726,442	34,317.20	12/28	HUNT OH:BH	S&J
St Albans 08-A Water & Sewer Reserve	12/03/08				208,832.94			
St Albans 14-A Water & Sewer Revenue	06/30/14	2.500 - 4.750	2,200,000	2,030,000	23,808.99	06/44	DTC	S&J

ACCOUNT NAME	ISSUE DATE	INTEREST RATE	ORIGINAL ISSUANCE	OUTSTANDING 6/30/2018	ACCT BALANCE 6/30/2018	LAST DEBT	PAYING AGENT	BOND COUNSEL
St Albans 14-A Water & Sewer Reserve	06/30/14				139,480.72			
St Albans 14-B Water & Sewer Refunding Revenue	09/30/14	2.000 - 4.500	7,745,000	7,745,000	205,266.39	12/40	DTC	S&J
St Albans 14-B Water & Sewer Refunding Reserve	09/30/14				526,377.43			
St Marys 06-A Water & Sewer Revenue	07/10/06	0.500 - 0.500	1,581,250	1,016,421	5,119.04	06/36	UNB	JK
St Marys 06-A Water & Sewer Reserve	07/10/06				59,490.41			
St Marys 08-A Water & Sewer Refunding Reserve	11/05/08				201,560.74			
St Marys 08-B Water & Sewer Refunding Reserve	11/05/08				43,582.96			
St Marys 09-A Water & Sewer Revenue	11/20/09	0.000 - 0.000	3,057,992	2,025,917	28,176.02	09/31	DEP	JK
St Marys 09-A Water & Sewer Reserve	11/20/09				107,375.93			
St Marys 12-A Water & Sewer Revenue	01/05/12	0.000 - 0.000	3,455,401	2,895,452	10,974.04	03/43	DEP	JK
St Marys 12-A Water & Sewer Reserve	01/05/12				57,778.82			
St Marys 12-B Water & Sewer Revenue	01/05/12	2.000 - 2.000	4,203,500	3,351,391	28,711.62	09/33	BPH	JK
St Marys 12-B Water & Sewer Reserve	01/05/12				125,239.29			
Stonewood 09-A Water Reserve	04/24/09				30,048.46			
Stonewood 09-B Water Reserve	04/24/09				28,617.70			
Stonewood 14-A Water Revenue	03/20/14	0.000 - 0.000	2,250,000	2,043,750	7,462.81	09/45	BPH	S&J
Stonewood 14-A Water Reserve	03/20/14				21,501.35			
Sugar Creek PSD 10-A Water Revenue	01/07/10	0.000 - 0.000	312,500	236,965	1,507.07	03/41	BPH	S&J
Sugar Creek PSD 10-A Water Reserve	01/07/10				7,848.17			
Sugar Creek PSD 11-A Water Revenue	10/06/11	0.000 - 0.000	1,100,000	931,805	2,470.94	09/51	UNB	S&J
Sugar Creek PSD 11-A Water Reserve	10/06/11				29,240.79			
Summersville 02-A Water & Sewer Revenue	12/18/02	0.000 - 0.000	4,661,505	3,005,444	25,728.24	12/42	UNB	S&J
Summersville 02-A Water & Sewer Reserve	12/18/02				124,639.84			
Summersville 02-B Water & Sewer Revenue	12/18/02	0.000 - 0.000	2,388,495	1,313,672	19,204.01	12/34	BPH	S&J
Summersville 02-B Water & Sewer Reserve	12/18/02				80,838.38			
Summersville 07-A Water & Sewer Revenue	05/15/07	0.000 - 0.000	8,682,265	5,891,520	26,638.34	06/37	UNB	BR

ACCOUNT NAME	ISSUE DATE	INTEREST RATE	ORIGINAL ISSUANCE	OUTSTANDING 6/30/2018	ACCT BALANCE 6/30/2018	LAST DEBT	PAYING AGENT	BOND COUNSEL
Summersville 07-A Water & Sewer Reserve	05/15/07				286,004.82			
Summersville 07-B Water & Sewer Revenue	05/15/07	0.000 - 0.000	2,000,000	1,333,316	6,792.99	06/36	DEP	BR
Summersville 07-B Water & Sewer Reserve	05/15/07				68,334.43			
Summersville 09-A Water & Sewer Reserve	11/12/09				72,833.40			
Summersville 09-B Water & Sewer Reserve	11/12/09				3,566.94			
Summersville 12-A Water & Sewer Revenue	04/02/12	1.000 - 1.000	1,128,609	985,598	2,957.69	03/52	UNB	S&J
Summersville 12-A Water & Sewer Reserve	04/02/12				21,263.66			
Summersville 14-A Water & Sewer Revenue	08/12/14	1.000 - 1.000	1,794,500	1,694,315	5,597.84	06/54	UNB	S&J
Summersville 14-A Water & Sewer Reserve	08/12/14				11,957.76			
Summersville 90-A Water & Sewer Revenue	04/06/90	7.850 - 7.850	281,848	177,348	14,309.84	10/29	BNY	VLF
Summersville 90-A Water & Sewer Reserve	04/06/90				23,512.24			
Summersville 90-B Water & Sewer Revenue	04/06/90	0.000 - 0.000	13,152	4,047	582.84	10/29	BNY	VLF
Summersville 90-B Water & Sewer Reserve	04/06/90				348.33			
Summersville 91-A Water & Sewer Revenue	08/13/91	8.100 - 8.100	790,057	506,008	41,003.56	10/29	BNY	VLF
Summersville 91-A Water & Sewer Reserve	08/13/91				67,959.89			
Summersville 91-B Water & Sewer Revenue	08/13/91	0.000 - 0.000	35,671	11,265	1,291.38	10/29	BNY	VLF
Summersville 91-B Water & Sewer Reserve	08/13/91				956.83			
Summersville 98-A Water & Sewer Revenue	01/06/98	0.000 - 0.000	639,000	319,500	5,881.68	12/37	UNB	VLF
Summersville 98-A Water & Sewer Reserve	01/06/98				16,652.45			
Sun Valley PSD 01-A Sewer Refunding Revenue	10/18/01	0.000 - 0.000	1,073,405	598,764	4,378.66	12/38	UNB	S&J
Sun Valley PSD 01-A Sewer Refunding Reserve	10/18/01				29,732.67			
Sun Valley PSD 10-A Sewer Reserve	07/13/10				31,198.85			
Sun Valley PSD 10-B Sewer Revenue	07/13/10	0.000 - 0.000	3,200,000	2,677,121	7,211.48	06/50	UNB	JK
Sun Valley PSD 10-B Sewer Reserve	07/13/10				54,650.55			
Sun Valley PSD 97-A Sewer Revenue	04/10/97	0.000 - 0.000	853,000	415,422	2,060.27	03/37	UNB	S&J
Sun Valley PSD 97-A Sewer Reserve	04/10/97				22,547.53			

ACCOUNT NAME	ISSUE DATE	INTEREST RATE	ORIGINAL ISSUANCE	OUTSTANDING 6/30/2018	ACCT BALANCE 6/30/2018	LAST DEBT	PAYING AGENT	BOND COUNSEL
Sun Valley PSD 10-A Water Reserve	01/14/10				74,373.50			
Sun Valley PSD 10-B Water Revenue	01/14/10	0.000 - 0.000	300,000	230,000	862.53	06/41	BPH	BR
Sun Valley PSD 10-B Water Reserve	01/14/10				10,171.37			
Sun Valley PSD 16-A Water Revenue	10/05/16	2.320 - 2.320	280,000	240,275	2,666.43	11/26	BBT Govment	S&J
Sun Valley PSD 16-A Water Reserve	10/05/16				4,708.07			
Taylor County PSD 04-A Water Reserve	07/16/04				32,425.54			
Taylor County (Haymond) PSD 04-B Water Revenue	12/10/04	0.000 - 0.000	378,397	227,038	1,113.62	06/36	UNB	S&J
Taylor County (Haymond) PSD 04-B Water Reserve	12/10/04				13,125.41			
Taylor County (Haymond) PSD 04-A Water Revenue	12/10/04	0.000 - 0.000	1,310,000	899,019	3,020.75	09/44	UNB	S&J
Taylor County (Haymond) PSD 04-A Water Reserve	12/10/04				35,638.87			
Taylor County PSD 07-A Water Reserve	05/24/07				53,518.17			
Taylor County PSD 18-A Water Reserve	02/15/18				0.00			
Taylor County Schools 12 Ref GO	09/25/12	3.000 - 3.000	6,130,000	975,000	114,781.04	05/19	DTC	S&J
Taylor County Schools 12 Ref GO Sur Col	09/25/12				533,363.20			
Taylor County Schools 12 Ref Spec Surp	09/25/12				339.20			
Tennerton PSD 01-A Sewer Reserve	09/13/01				29,343.00			
Tennerton PSD 08-A Sewer Reserve	04/17/08				60,336.38			
Tennerton PSD 86-B Sewer Revenue	03/12/86	0.000 - 0.000	169,883	35,765	3,352.95	10/25	BNY	VLF
Tennerton PSD 86-B Sewer Reserve	03/12/86				4,471.00			
Terra Alta 97-A Sewer System Design Revenue	10/07/97	2.000 - 2.000	400,000	6,049	4,466.41	09/18	DEP	S&J
Terra Alta 97-A Sewer System Design Reserve	10/07/97				24,483.17			
Terra Alta 99-A Sewer Revenue	07/22/99	0.000 - 0.000	200,000	27,500	1,105.81	03/21	DEP	S&J
Terra Alta 99-A Sewer Reserve	07/22/99				10,170.58			
Terra Alta 99-B Sewer Revenue	07/22/99	0.000 - 0.000	4,780,000	2,607,270	12,867.48	06/39	UNB	S&J
Terra Alta 99-B Sewer Reserve	07/22/99				130,385.01			
Terra Alta 10-A Water Revenue	02/16/10	0.000 - 0.000	823,639	673,867	1,845.50	12/49	UNB	S&J

ACCOUNT NAME	ISSUE DATE	INTEREST RATE	ORIGINAL ISSUANCE	OUTSTANDING 6/30/2018	ACCT BALANCE 6/30/2018	LAST DEBT	PAYING AGENT	BOND COUNSEL
Terra Alta 10-A Water Reserve	02/16/10				15,380.79			
Terra Alta 98-A Water Revenue	03/30/98	0.000 - 0.000	520,000	258,344	1,568.00	12/37	UNB	S&J
Terra Alta 98-A Water Reserve	03/30/98				16,400.59			
Thomas 97-A Sewer Revenue	12/17/97	0.000 - 0.000	1,500,000	516,500	4,592.73	06/29	DEP	S&J
Thomas 97-A Sewer Reserve	12/17/97				46,956.00			
Thomas 88 Water Reserve	04/07/88				5,268.32			
Thomas 88 Water Depreciation	04/07/88				71,156.05			
Tomlinson PSD 04-A Water Revenue	03/09/04	0.000 - 0.000	1,353,815	905,473	7,026.93	03/44	UNB	S&J
Tomlinson PSD 04-A Water Reserve	03/09/04				35,730.94			
Tomlinson PSD 04-B Water Revenue	03/09/04	5.000 - 5.000	669,500	570,562	22,261.44	10/43	BBT/WDA	S&J
Tomlinson PSD 04-B Water Reserve	03/09/04				39,963.97			
Tomlinson PSD 10-A Water Revenue	08/06/10	5.000 - 5.000	100,000	57,025	1,596.12	08/25	FARMERS:BH	S&J
Tomlinson PSD 10-A Water Reserve	08/06/10				9,641.89			
Tomlinson PSD 18-A Water Revenue	06/27/18	0.000 - 0.000	500,000	91,526	0.00	08/25	BPH	S&J
Tomlinson PSD 18-A Water Reserve	06/27/18				0.00			
Tri County Water 15 Reserve	08/04/15				9,245.53			
Tunnelton 02 Sewer Reserve	04/19/02				16,094.36			
Tunnelton 16-A Sewer Reserve	06/03/16				600.75			
Tunnelton 90 Water Reserve	05/03/90				28,189.43			
Tyler County (Friendly) PSD 04-A Sewer Revenue	09/28/04	0.000 - 0.000	252,100	168,602	593.26	09/44	UNB	S&J
Tyler County (Friendly) PSD 04-A Sewer Reserve	09/28/04				6,533.17			
Tyler County (Friendly) PSD 05-A Water Revenue	03/11/05	0.000 - 0.000	300,000	207,096	671.38	03/45	UNB	S&J
Tyler County (Friendly) PSD 05-A Water Reserve	03/11/05				7,873.31			
Tyler County (Friendly) PSD 08-A Water Revenue	12/04/08	0.000 - 0.000	2,450,000	1,928,369	5,478.14	12/48	UNB	S&J
Tyler County (Friendly) PSD 08-A Water Reserve	12/04/08				54,471.99			
Tyler County (Friendly) PSD 12-A Water Reserve	04/19/12				29,206.86			

ACCOUNT NAME	ISSUE DATE	INTEREST RATE	ORIGINAL ISSUANCE	OUTSTANDING 6/30/2018	ACCT BALANCE 6/30/2018	LAST DEBT	PAYING AGENT	BOND COUNSEL
Tyler County (Friendly) PSD 94-A Water Reserve	06/22/94				19,972.91			
Tyler County (Friendly) PSD 94-B Water Reserve	11/03/94				4,277.59			
Tyler County (Friendly) PSD 97 Water Reserve	06/11/97				27,729.85			
Union PSD 09-A Sewer Reserve	11/20/09				150,073.03			
Union PSD 09-C Sewer Revenue	11/20/09	0.000 - 0.000	3,074,294	2,036,711	14,613.82	09/31	DEP	JK
Union PSD 09-C Sewer Reserve	11/20/09				106,620.56			
Union PSD 91-A Sewer Revenue	08/28/91	8.100 - 8.100	2,139,656	1,370,387	82,930.11	10/29	BNY	JK
Union PSD 91-A Sewer Reserve	08/28/91				184,050.19			
Union PSD 91-B Sewer Revenue	08/28/91	7.750 - 7.750	4,229,604	2,899,901	155,532.69	10/31	BNY	JK
Union PSD 91-B Sewer Reserve	08/28/91				349,053.75			
Union PSD 91-C Sewer Revenue	08/28/91	0.000 - 0.000	237,602	81,121	4,705.51	10/31	BNY	JK
Union PSD 91-C Sewer Reserve	08/28/91				6,263.68			
Union-Williams PSD 00 Sewer Revenue	12/15/00	0.000 - 0.000	412,000	178,516	1,265.27	06/31	DEP	BR
Union-Williams PSD 00 Sewer Reserve	12/15/00				13,736.00			
Union-Williams PSD 04-A Sewer Revenue	02/19/04	0.000 - 0.000	15,596,291	8,967,867	46,599.34	09/35	DEP	BR
Union-Williams PSD 04-A Sewer Reserve	02/19/04				519,876.00			
Union-Williams PSD 04-B Sewer Revenue	02/19/04	0.000 - 0.000	1,900,000	1,266,667	4,139.43	12/43	UNB	BR
Union-Williams PSD 04-B Sewer Reserve	02/19/04				49,674.00			
Union-Williams PSD 07 Sewer Revenue	03/29/07	0.000 - 0.000	284,652	284,652	0.00	06/38	UNB	BR
Union-Williams PSD 07 Sewer Reserve	03/29/07				0.00			
Union-Williams PSD 91 Sewer Reserve	04/16/91				31,824.00			
Union-Williams PSD 13 Water Refunding Revenue	05/23/13	2.000 - 4.750	3,520,000	2,830,000	131,618.22	12/37	DTC	BR
Union-Williams PSD 13 Water Refunding Reserve	05/23/13				140,854.36			
Union-Williams PSD 15 Water Revenue	07/01/15	3.190 - 3.190	1,915,000	1,610,627	26,778.08	07/30	BBT Govment	BRM
Union-Williams PSD 15 Water Reserve	07/01/15				49,761.97			
Valley Falls PSD 07-A Water Revenue	01/12/07	0.000 - 0.000	4,878,315	3,353,835	13,122.10	06/40	UNB	S&J



ACCOUNT NAME	ISSUE DATE	INTEREST RATE	ORIGINAL ISSUANCE	OUTSTANDING 6/30/2018	ACCT BALANCE 6/30/2018	LAST DEBT	PAYING AGENT	BOND COUNSEL
Valley Falls PSD 07-A Water Reserve	01/12/07				152,448.00			
Vienna 13-A Water & Sewer Revenue	11/14/13	2.000 - 2.000	1,850,308	1,615,893	10,695.74	06/35	DEP	S&J
Vienna 13-A Water & Sewer Reserve	11/14/13				35,278.93			
Vienna 14-A Water & Sewer Revenue	05/14/14	2.340 - 2.340	1,030,000	647,351	9,843.81	06/24	BBT Govment	S&J
Vienna 14-A Water & Sewer Reserve	06/14/14				104,782.83			
Vienna 15-A Water & Sewer Revenue	03/25/15	3.000 - 3.000	1,416,600	1,305,872	8,391.39	06/36	UNB	S&J
Vienna 15-A Water & Sewer Reserve	03/25/15				95,995.60			
WV American Water Company 10-A Water Revenue Note	01/28/10	0.000 - 0.000	1,925,000	1,275,299	8,087.47	09/31	BPH	JK
WV Amer Water Comp 10-A Water Reserve	01/28/10				0.00			LOC 09/01/2031
WV Higher Education Facilities 10-B Revenue	12/23/10	7.450 - 7.650	50,265,000	50,265,000	2,005.43	04/40	DTC	STB
WV Higher Education Facilities 10-B Reserve	12/23/10				867,417.11			
WV Higher Education Policy 12-A Revenue	06/12/12	2.000 - 5.000	124,190,000	106,650,000	45,770.01	04/34	DTC	STB
WV Higher Education Policy 12-B Revenue	06/12/12	2.000 - 4.000	7,975,000	6,400,000	1,135.73	04/34	DTC	STB
Walton PSD 05 Water Reserve	04/14/05				5,323.49			
Walton PSD 08 Water Reserve	07/03/08				4,095.91			
War 99-A Lot 2 Sewer Revenue	06/25/99	0.000 - 0.000	724,274	395,064	2,429.05	06/39	UNB	G&G
War 99-A Sewer Revenue	06/25/99	0.000 - 0.000	245,726	134,006	1,065.42	06/39	UNB	G&G
War 99-A & 99-A Lot 2 Sewer Reserve	06/25/99				25,196.00			
War 08-A Water Revenue	06/26/08	0.000 - 0.000	215,300	162,480	461.69	06/48	UNB	S&J
War 08-A Water Reserve	06/26/08				5,540.48			
War 11-A Water Reserve	01/27/11				25,041.82			
War 11-B Water Reserve	01/27/11				9,106.12			
Wardensville 09-A Sewer Revenue	12/02/09	0.000 - 0.000	279,782	227,431	2,160.64	12/49	DEP	JK
Wardensville 09-A Sewer Reserve	12/02/09				7,331.10			
Wardensville 79 Sewer Reserve	07/25/80				14,837.71			
Wardensville 08-A Water Revenue	12/10/08	0.000 - 0.000	1,550,000	1,123,739	5,116.46	03/40	BPH	S&J

ACCOUNT NAME	ISSUE DATE	INTEREST RATE	ORIGINAL ISSUANCE	OUTSTANDING 6/30/2018	ACCT BALANCE 6/30/2018	LAST DEBT	PAYING AGENT	BOND COUNSEL
Wardensville 08-A Water Reserve	12/10/08				52,435.11			
Warm Springs PSD 02-A Sewer Revenue	06/25/02	0.000 - 0.000	1,316,000	657,980	4,095.39	06/33	DEP	JK
Warm Springs PSD 02-A Sewer Reserve	06/25/02				44,626.09			
Warm Springs PSD 07-A Sewer Revenue	02/28/07	0.000 - 0.000	8,290,000	3,034,861	18,695.02	09/32	UNB	JK
Warm Springs PSD 07-A Sewer Reserve	02/28/07				217,035.11			
Warm Springs PSD 07-C Sewer Revenue	02/28/07	0.000 - 0.000	3,000,000	2,630,748	4,094.63	12/38	DEP	JK
Warm Springs PSD 07-C Sewer Reserve	02/28/07				182,954.69			
Warm Springs PSD 89 Sewer Reserve	08/03/89				19,647.20			
Warm Springs PSD 98 Sewer Reserve	11/19/98				22,184.60			
Wayne County Building Comm 13-A Lease Reserve	11/18/13				21,195.02			
Wayne County Schools 14 GO	09/25/14	2.000 - 5.000	18,000,000	14,265,000	46,578.69	06/29	DTC	S&J
Wayne County Schools 14 GO Surplus Collections	09/25/14				466,339.78			
Wayne 12-A Sewer Reserve	12/17/12				28,058.48			
Wayne 04-A Water Reserve	10/21/04				71,747.49			
Wayne 04-B Water Revenue	10/21/04	0.000 - 0.000	1,925,000	1,122,917	6,176.62	12/35	BPH	S&J
Wayne 04-B Water Reserve (R)*	10/21/04				65,125.10			
Wayne 07-A Water Revenue	06/14/07	1.000 - 1.000	193,394	193,394	0.00	12/39	UNB	S&J
Wayne 07-A Water Reserve	06/14/07				52,918.27			
Webster County EDA 11-A Water Revenue	04/11/11	0.000 - 0.000	890,000	747,731	1,917.77	03/51	UNB	S&J
Webster County EDA 11-A Water Reserve	04/11/11				0.00			LOC 04/11/2021
Weirton 07-A Sewer Revenue	04/11/07	2.000 - 2.000	4,199,404	2,256,181	70,099.66	03/28	DEP	S&J
Weirton 07-A Sewer Reserve	04/11/07				257,038.50			
Weirton 13-A Sewer Revenue	09/25/13	2.000 - 2.000	5,904,000	5,161,359	39,547.77	06/35	DEP	S&J
Weirton 13-A Sewer Reserve	09/25/13				112,013.89			
Weirton 06-A Water Revenue	04/25/06	2.000 - 2.000	2,555,000	1,404,511	15,944.05	06/28	BPH	S&J
Weirton 06-A Water Reserve	04/25/06				155,919.63			

ACCOUNT NAME	ISSUE DATE	INTEREST RATE	ORIGINAL ISSUANCE	OUTSTANDING 6/30/2018	ACCT BALANCE 6/30/2018	LAST DEBT	PAYING AGENT	BOND COUNSEL
Weirton 09-A Water Revenue	11/19/09	2.000 - 2.000	2,496,208	1,762,361	30,196.55	09/31	BPH	S&J
Weirton 09-A Water Reserve	11/19/09				106,562.71			
Weirton 16-A Water Revenue	04/15/16	3.520 - 3.520	2,900,000	2,689,269	17,274.01	05/36	WESBK-WHEEL	S&J
Weirton 16-A Water Reserve	04/15/16				44,533.25			
Weirton 16-B Water Revenue	10/20/16	2.500 - 2.500	4,000,000	3,721,609	22,186.98	06/38	BPH	S&J
Weirton 16-B Water Reserve	10/20/16				2,124.72			
Weirton 98-A Water Revenue	04/08/98	2.000 - 2.000	2,190,000	131,478	1,808.75	06/19	DEP	S&J
Welch 08-A Sewer Revenue	05/06/08	0.000 - 0.000	2,000,000	1,565,786	4,985.02	03/48	DEP	S&J
Welch 08-A Sewer Reserve	05/06/08				53,240.02			
Welch 13-A Sewer Revenue	05/06/13	0.000 - 0.000	4,039,789	3,693,898	10,084.51	03/53	DEP	S&J
Welch 13-A Sewer Reserve	05/06/13				107,618.69			
Welch 09-A Water Revenue	12/18/09	0.000 - 0.000	625,000	479,148	3,520.36	06/41	BPH	S&J
Welch 09-A Water Reserve	12/18/09				21,072.89			
Welch 09-C Water Revenue	12/18/09	0.000 - 0.000	461,674	377,730	2,026.05	12/49	UNB	S&J
Welch 09-C Water Reserve	12/18/09				12,128.35			
Welch 14-A Water Revenue	02/20/14	0.500 - 0.500	310,000	278,618	1,176.76	03/45	BPH	S&J
Welch 14-A Water Reserve	02/20/14				11,259.53			
Welch 15-A Water Revenue	06/17/15	0.500 - 0.500	3,540,088	3,374,808	12,815.12	12/46	BPH	S&J
Welch 15-A Water Reserve	06/17/15				128,559.10			
Welch 17-A Water Reserve	09/08/17				0.00			
Wellsburg 10-A Water & Sewer Revenue	10/27/10	2.000 - 2.000	215,000	149,288	1,564.83	06/31	BPH	S&J
Wellsburg 10-A Water & Sewer Reserve	10/27/10				9,401.68			
Wellsburg 11-A Water & Sewer Revenue	02/24/11	0.000 - 0.000	307,661	257,049	781.66	03/50	DEP	S&J
Wellsburg 11-A Water & Sewer Reserve	02/24/11				8,241.70			
Wellsburg 12-A Water & Sewer Revenue	03/01/12	2.000 - 2.000	2,435,000	1,968,551	16,344.05	12/33	BPH	S&J
Wellsburg 12-A Water & Sewer Reserve	03/01/12				84,118.64			

ACCOUNT NAME	ISSUE DATE	INTEREST RATE	ORIGINAL ISSUANCE	OUTSTANDING 6/30/2018	ACCT BALANCE 6/30/2018	LAST DEBT	PAYING AGENT	BOND COUNSEL
Wellsburg 15-A Water & Sewer Revenue	09/30/15	0.500 - 0.500	4,000,000	3,840,751	14,004.23	06/46	DEP	S&J
Wellsburg 15-A Water & Sewer Reserve	09/30/15				19,759.99			
West Hamlin 07-A Water & Sewer Reserve	06/28/07				25,337.67			
West Hamlin 80 Water & Sewer Reserve	12/15/80				42,785.19			
West Union 02 Water & Sewer Revenue	08/29/02	0.000 - 0.000	810,000	501,677	4,039.29	06/42	UNB	BR
West Union 02 Water & Sewer Reserve	08/29/02				20,903.00			
West Union 98-C Water & Sewer Revenue	12/15/98	0.000 - 0.000	2,075,000	1,097,734	11,217.55	12/38	UNB	S&J
West Union 98-C Water & Sewer Reserve	12/15/98				53,548.00			
Weston 00-A Sewer Revenue	12/20/00	0.000 - 0.000	3,192,097	1,489,633	10,625.08	06/32	DEP	JK
Weston 00-A Sewer Reserve	12/20/00				108,332.79			
Weston 00-B Sewer Revenue	12/20/00	0.000 - 0.000	6,250,000	3,652,560	15,078.57	12/40	UNB	JK
Weston 00-B Sewer Reserve	12/20/00				165,266.19			
Weston 05-A Sewer Revenue	06/24/05	0.000 - 0.000	597,037	416,000	1,339.75	06/45	UNB	JK
Weston 05-A Sewer Reserve	06/24/05				15,647.51			
Weston 07-A Sewer Revenue	09/18/07	0.000 - 0.000	3,047,000	2,295,132	6,839.64	06/47	UNB	S&J
Weston 07-A Sewer Reserve	09/18/07				77,353.90			
Weston 11-A Sewer Revenue	08/16/11	0.000 - 0.000	1,168,000	974,351	2,622.72	06/51	UNB	S&J
Weston 11-A Sewer Reserve	08/16/11				17,842.52			
Weston 11-B Sewer Revenue	08/16/11	0.000 - 0.000	741,679	599,516	2,313.61	09/42	DEP	S&J
Weston 11-B Sewer Reserve	08/16/11				14,634.10			
Weston 13-A Sewer Revenue	02/01/13	0.000 - 0.000	586,986	486,191	1,975.76	06/41	DEP	S&J
Weston 13-A Sewer Reserve	02/01/13				10,400.37			
Wetzel County PSD #1 06-A Water Reserve	06/27/06				50,409.78			
Wetzel County PSD #1 13-A Water Revenue	07/12/13	1.000 - 1.000	1,048,000	956,192	5,465.18	06/53	UNB	S&J
Wetzel County PSD #1 13-A Water Reserve	07/12/13				33,235.56			
Wetzel County PSD #1 16-A Water Revenue	12/15/16	1.000 - 1.000	534,500	512,991	1,524.01	12/56	UNB	S&J

ACCOUNT NAME	ISSUE DATE	INTEREST RATE	ORIGINAL ISSUANCE	OUTSTANDING 6/30/2018	ACCT BALANCE 6/30/2018	LAST DEBT	PAYING AGENT	BOND COUNSEL
Wetzel County PSD #1 16-A Water Reserve	12/15/16				970.10			
Wetzel County PSD #1 93-A Water Revenue	06/28/93	7.750 - 7.750	154,839	106,161	7,575.59	10/31	BNY	S&J
Wetzel County PSD #1 93-A Water Reserve	06/28/93				12,778.76			
Wetzel County PSD #1 93-B Water Revenue	06/28/93	0.000 - 0.000	5,161	1,853	580.35	10/31	BNY	S&J
Wetzel County PSD #1 93-B Water Reserve	06/28/93				240.07			
Wheeling 15 Civic Center Refunding GO	09/02/15	2.000 - 2.600	1,860,000	1,465,000	109,966.32	05/28	DTC	S&J
Wheeling 05-A Water & Sewer Revenue	05/03/05	2.000 - 2.000	14,500,000	6,874,158	107,096.79	12/26	DEP	S&J
Wheeling 05-A Water & Sewer Reserve	05/03/05				887,513.68			
Wheeling 10-B Water & Sewer Revenue	12/14/10	2.000 - 2.000	8,356,000	6,286,259	54,548.16	03/32	DEP	S&J
Wheeling 10-B Water & Sewer Reserve	12/14/10				296,856.40			
Wheeling 13 Water & Sewer Refunding Revenue	05/30/13	2.000 - 5.000	38,255,000	34,170,000	200,688.47	06/43	DTC	S&J
Wheeling 13 Water & Sewer Refunding Reserve	05/30/13				2,258,607.32			
Wheeling 15-A Water & Sewer Refunding Revenue	09/02/15	2.200 - 4.000	8,030,000	8,030,000	25,389.23	06/36	DTC	S&J
Wheeling 15-A Water & Sewer Refunding Reserve	09/02/15				549,163.59			
Wheeling 15-B Water & Sewer Refunding Revenue	09/02/15	0.850 - 3.000	2,425,000	1,365,000	40,839.86	06/22	DTC	S&J
Wheeling 15-B Water & Sewer Refunding Reserve (R)*	09/02/15				165,408.36			
White Oak PSD 92-A Sewer Revenue	08/12/92	7.750 - 7.750	319,355	218,956	13,527.20	10/31	BNY	S&J
White Oak PSD 92-A Sewer Reserve	08/12/92				26,355.88			
White Oak PSD 92-B Sewer Revenue	08/12/92	0.000 - 0.000	10,645	3,821	245.68	10/31	BNY	S&J
White Oak PSD 92-B Sewer Reserve	08/12/92				277.63			
White Sulphur Springs 09-A Sewer Revenue	04/09/09	0.000 - 0.000	3,842,675	2,809,447	14,035.78	06/40	DEP	JK
White Sulphur Springs 09-A Sewer Reserve	04/09/09				106,066.08			
White Sulphur Springs 16-A Sewer Revenue	06/17/16	2.000 - 2.000	1,393,114	1,339,375	8,151.56	09/37	DEP	JK
White Sulphur Springs 16-A Sewer Reserve	06/17/16				7,093.34			
White Sulphur Springs 11-B Water Revenue	04/14/11	0.000 - 0.000	8,000,000	6,560,411	26,995.81	09/42	BPH	JK
White Sulphur Springs 11-B Water Reserve	04/14/11				211,058.49			

ACCOUNT NAME	ISSUE DATE	INTEREST RATE	ORIGINAL ISSUANCE	OUTSTANDING 6/30/2018	ACCT BALANCE 6/30/2018	LAST DEBT	PAYING AGENT	BOND COUNSEL
Whitmer 10-A Water Revenue	01/21/10	0.000 - 0.000	370,000	286,732	1,029.58	09/41	BPH	S&J
Whitmer 10-A Water Reserve	01/21/10				16,314.45			
Wilderness PSD 01-A Water Reserve	08/08/01				70,032.89			
Wilderness PSD 15-A Water Revenue	08/12/15	0.500 - 0.500	1,905,856	1,817,196	6,351.22	12/46	BPH	JK
Wilderness PSD 15-A Water Reserve	08/12/15				10,931.26			
Wilderness PSD 79 Water Reserve	05/17/79				43,908.96			
Wilderness PSD 92 Water Reserve	07/15/92				20,770.17			
Wilderness PSD 97 Water Reserve	09/18/97				41,601.39			
Williamson 09-A Water & Sewer Reserve	07/02/09				40,582.31			
Williamson 86-B Water & Sewer Revenue	05/28/86	0.000 - 0.000	698,295	147,009	14,427.88	10/25	BNY	G&G
Williamson 86-B Water & Sewer Reserve	05/28/86				18,727.62			
Williamson 86-C Water & Sewer Reserve	05/28/86				106,787.88			
Williamson 96-A Water & Sewer Refunding Revenue	10/01/96	3.800 - 5.500	1,840,000	810,000	75,599.45	10/25	BANK NY TRUST	VLF
Williamson 96-A Water & Sewer Refunding Reserve	10/01/96				130,771.07			
Williamstown 05-A Sewer Revenue	06/02/05	2.000 - 2.000	230,282	100,264	2,395.35	03/26	DEP	S&J
Williamstown 05-A Sewer Reserve	06/02/05				14,095.60			
Williamstown 09-A Sewer Revenue	12/09/09	0.000 - 0.000	800,000	654,540	2,139.60	12/49	DEP	G&G
Williamstown 09-A Sewer Reserve	12/09/09				20,835.85			
Williamstown 15-A Sewer Revenue	09/30/15	2.000 - 2.000	336,500	308,982	4,173.23	09/36	DEP	STB
Williamstown 15-A Sewer Reserve	09/30/15				4,261.53			
Williamstown 87-A1 Sewer Revenue	06/25/87	8.380 - 8.380	659,637	356,680	33,163.06	10/26	BNY	BR
Williamstown 87-A1 Sewer Reserve	06/25/87				58,404.80			
Williamstown 87-A Sewer Revenue	06/25/87	9.750 - 9.750	15,551	8,433	940.78	10/25	BNY	BR
Williamstown 87-A Sewer Reserve	06/25/87				1,598.30			
Williamstown 87-B Sewer Revenue	06/25/87	0.000 - 0.000	169,539	39,994	4,748.19	10/26	BNY	BR
Williamstown 87-B Sewer Reserve	06/25/87				7,139.81			

ACCOUNT NAME	ISSUE DATE	INTEREST RATE	ORIGINAL ISSUANCE	OUTSTANDING 6/30/2018	ACCT BALANCE 6/30/2018	LAST DEBT	PAYING AGENT	BOND COUNSEL
Winfield 03 Sewer Revenue	01/09/03	2.000 - 2.000	99,250	27,277	653.96	03/23	DEP	G&G
Winfield 03 Sewer Reserve	01/09/03				6,076.10			
Winfield 04 Sewer Revenue	09/16/04	2.000 - 2.000	500,000	204,651	2,763.13	09/25	DEP	G&G
Winfield 04 Sewer Reserve	09/16/04				30,603.55			
Winfield 09-A Sewer Revenue	08/26/09	0.000 - 0.000	1,214,966	774,538	10,342.22	03/31	DEP	S&J
Winfield 09-A Sewer Reserve	08/26/09				45,759.83			
Winfield 86-A Sewer Revenue	12/15/86	8.380 - 8.380	381,884	206,493	19,050.59	10/26	BNY	VLF
Winfield 86-A Sewer Reserve	12/15/86				33,813.31			
Winfield 86-B Sewer Revenue	12/15/86	0.000 - 0.000	93,666	22,184	6,297.14	10/26	BNY	VLF
Winfield 86-B Sewer Reserve	12/15/86				6,250.13			
Wood County Schools 13 Refunding GO	05/22/13	1.500 - 5.000	19,300,000	6,095,000	439,972.67	05/20	DTC	STB
Wood County Schools 13 Refunding GO Sur Col	05/22/13				2,257,629.87			
Wood County Schools 17 GO	05/09/17	2.000 - 4.000	41,140,000	39,215,000	852,600.30	06/32	DTC	STB

ACTIVE BONDS FUNDED THROUGH DEBT FORGIVENESS

Issue Date		Issue Amount	Last DS*	Bond Holder
10/22/2015	Auburn Design Funding Assistance Note	303,000	Open	DEP
10/29/2009	Bath Water Revenue, Series B	2,193,910	2021	BPH
09/18/2009	Beckley Sewer Revenue, Series B1	396,484	2020	DEP
09/18/2009	Beckley Sewer Revenue, Series B2	296,952	2020	DEP
09/25/2009	Belle Sewer Revenue, Series B	255,500	2020	DEP
07/11/2017	Benwood Sewer Revenue, Series B	1,000,000	Open	DEP
01/28/2010	Bluefield Sewer Revenue, Series B	2,883,295	2020	DEP
01/28/2010	Bridgeport Sewer Revenue, Series B	1,978,974	2020	DEP
03/21/2017	Cairo Sewer Design Funding Assistance Note	274,500	Open	DEP
01/22/2010	Canaan Valley PSD Sewer Revenue, Series B	1,958,455	2021	DEP
08/08/2017	Central Boaz PSD Sewer Revenue, Series B	364,674	Open	DEP
10/23/2009	Central Hampshire PSD Sewer Revenue, Series B	1,791,405	2020	DEP
01/22/2010	Central WV Regional Airport Authority Improvement Rev, Series B	1,093,787	2021	DEP
01/13/2010	Charles Town Water & Sewer Revenue, Series B (Admin Fee only)	100,000	2031	BPH
07/08/2009	Clarksburg Sewer Revenue, Series B	1,000,000	2020	DEP
06/18/2009	Claywood Park PSD Sewer Revenue, Series B	2,397,500	2020	DEP
06/02/2016	Claywood Park PSD Water Revenue, Series B	700,000	Open	BPH
01/27/2010	Coons Run PSD Water Revenue, Series B	1,200,000	2021	BPH
07/22/2011	Crab Orchard-MacArthur PSD Sewer Revenue, Series B	492,706	2022	DEP
01/22/2010	Davis Stormwater Revenue, Series B	270,925	2020	DEP
06/18/2009	Elkins Sewer Revenue, Series B	868,030	2020	DEP
01/21/2010	Fairmont Water Revenue, Series B	4,447,618	2021	BPH
11/12/2009	Grantsville Sewer Revenue, Series B	2,200,300	2021	DEP
07/20/2016	Greater Harrison County PSD Sewer Revenue, Series B	500,000	Open	DEP
01/29/2010	Greater St. Albans PSD Sewer Revenue, Series B	2,807,210	2021	DEP
05/31/2018	Greenbrier County PSD #2 Water Revenue, Series B	1,200,000	Open	BPH
12/04/2009	Hamrick PSD Sewer Revenue, Series B	520,731	2020	DEP
12/21/2017	Hancock County PSD Sewer Revenue, Series B	496,133	Open	DEP
07/21/2009	Harpers Ferry-Bolivar PSD Sewer Revenue, Series B	629,612	2020	DEP
06/14/2018	Hartford Water Revenue, Series B	797,000	Open	BPH
10/23/2009	Jane Lew PSD Water Revenue, Series B	429,399	2020	BPH
12/15/2009	Kanawha (Chelyan) PSD Sewer Revenue, Series B	2,537,569	2020	DEP
05/05/2009	Kermit Sewer Revenue, Series B	1,938,388	2019	DEP
11/20/2009	Leon Sewer Revenue, Series B	1,097,917	2021	DEP
01/27/2010	Lewisburg Water Revenue, Series B	1,982,850	2020	DEP
01/29/2010	Lincoln County Commission Green Project Note, Series B	718,626	2021	DEP
09/22/2016	Lubeck PSD Water Revenue, Series B	407,367	Open	BPH
08/26/2009	Malden PSD Sewer Revenue, Series B	6,614,965	2020	DEP
09/18/2009	Marlinton Water & Sewer Revenue, Series B	1,400,105	2020	DEP
06/18/2009	Marmet Sewer Revenue, Series B	3,940,466	2020	DEP
09/02/2009	Mason Water & Sewer Revenue, Series B	555,200	2020	DEP
01/31/2018	Mason Water & Sewer Revenue, Series B	1,035,510	Open	DEP
01/28/2010	Morgantown Water & Sewer Revenue, Series B	81,600	2022	DEP
12/15/2016	Morgantown Water & Sewer Revenue, Series B-2	500,000	Open	DEP
09/07/2017	Montgomery Sewer Revenue, Series B	239,333	Open	DEP
12/06/2016	New Haven PSD Funding Assistance	1,947,707	Open	DEP
11/12/2009	Nitro Sewer Revenue, Series B	1,125,000	2021	DEP
10/29/2009	North Beckley PSD Sewer Revenue, Series B	2,415,521	2021	DEP



ACTIVE BONDS FUNDED THROUGH DEBT FORGIVENESS

Issue Date		Issue Amount	Last DS*	Bond Holder
09/29/2009	Oceana Sewer Revenue, Series B	195,897	2020	DEP
09/25/2009	Pennsboro Sewer Revenue, Series B	2,801,000	2020	DEP
04/16/2009	Petersburg Water Revenue, Series B	5,000,000	Open	BPH
06/26/2009	Putnam PSD Sewer Revenue, Series B	1,050,000	2021	DEP
12/04/2009	Putnam PSD Water Revenue, Series B (Admin Fee only)	100,000	2030	BPH
01/14/2010	Salem Water Revenue, Series B	927,000	2021	BPH
12/18/2009	Scotts Run PSD Sewer Revenue, Series B	3,939,585	2021	DEP
11/22/2010	Shepherdstown Sewer Revenue, Series B	375,772	2020	DEP
11/20/2009	St Marys Water & Sewer Revenue, Series B	2,067,400	2021	DEP
01/07/2010	Sugar Creek PSD Water Revenue, Series B	396,500	2021	BPH
01/14/2010	Sun Valley PSD Water Revenue, Series C	1,773,000	2021	BPH
11/20/2009	Union PSD Sewer Revenue, Series B	1,363,613	2021	DEP
12/02/2009	Wardensville Sewer Revenue, Series B	179,782	2021	DEP
12/18/2009	Welch Water Revenue, Series B	625,000	2021	DEP
04/14/2011	White Sulphur Springs Water Revenue, Series A	4,252,750	2022	BPH
01/21/2010	Whitmer Water Revenue, Series B	2,117,573	2021	BPH
12/09/2009	Williamstown Sewer Revenue, Series B	660,000	2021	DEP
08/26/2009	Winfield Sewer Revenue, Series B	1,023,934	2021	DEP
01/28/2010	WV American Water Company Water Revenue Note, Series B	1,925,000	2021	BPH

\*When Last DS is commented "Open", the issue is deemed no longer outstanding after the last advance is forgiven.

Disclaimer

*All attempts have been made to assure the accuracy of these debt forgiveness issues.  
No guarantee should be assumed.*