

NINETY-EIGHTH
ANNUAL REPORT



WEST VIRGINIA MUNICIPAL BOND COMMISSION

ANNUAL SUMMARY OF RECEIPTS & DISBURSEMENTS
JULY 1, 2018 – JUNE 30, 2019

WEST VIRGINIA MUNICIPAL BOND COMMISSION

Suite 1117
900 Pennsylvania Avenue
Charleston WV 25302
(304) 558-3971
Fax (304) 558-1280
munibondcomm@wv.gov
<http://mbc.wv.gov>

DALE W. STEAGER
STATE TAX COMMISSIONER, CHAIR

JOHN D. PERDUE
STATE TREASURER

JOHN B. McCUSKEY
STATE AUDITOR

STEPHEN T. WILLIAMS
MEMBER

LINDA K. EPLING
MEMBER

SARA L. ROGERS
EXECUTIVE DIRECTOR

DENIS J. WILLIAMS
ACCOUNTANT

PATRICIA A. LANHAM
ADMINISTRATIVE ASSISTANT

RACHEL A. GLENN
OFFICE ASSISTANT

TABLE OF CONTENTS

Annual Summary of Receipts and Disbursements	1
Report of the Executive Director	2
Summary of Investments	5
Debt Service Accounts	6
Deposits for Investments	8
New Bond Issues	9
Paid Out Bond Issues.	10
Paying Agent Banks and Governmental Listings	12
Bond Counsel Listing.	14
Active Bond Accounts	15
Active Bonds Funded through Debt Forgiveness.	113

**WEST VIRGINIA
MUNICIPAL BOND COMMISSION**

**Annual Summary of
Receipts and Disbursements
July 1, 2018 - June 30, 2019**

Account Numbers 7250 and 7251

	FY 17-18	FY 18-19
Beginning Balance, July 1	\$ 224,741,039	\$ 220,416,147
Add: Remittances	236,178,925	200,701,682
Public Utility Taxes	7,724,788	6,538,224
Interest Earned on:		
Escrowed Investments	346,394	257,752
Pool Investments	2,464,981	4,581,966
Discount Earned on:		
Matured Escrowed Investments	27,118	0
Miscellaneous	0	0
Total Receipts	246,742,207	212,079,623
Beginning Balance plus Receipts	471,483,246	432,495,770
Less: Principal Paid	177,218,295	166,367,252
Interest Paid	61,248,510	59,036,580
Bondholder Adm Fee Paid	3,949,750	3,961,134
Premium Paid on:		
Matured Escrowed Investments	2,128,334	0
Bonds Retired Early	836	1,325
Refunds to Issuers	6,222,013	8,802,637
Bank Fees Paid	2,300	1,855
MBC Fees Paid	296,161	293,702
BTI Fees Paid	900	1,100
Miscellaneous	0	0
Total Disbursements	251,067,100	238,465,585
Ending Balance, June 30	\$ 220,416,147	\$ 194,030,186

THE MUNICIPAL BOND COMMISSION

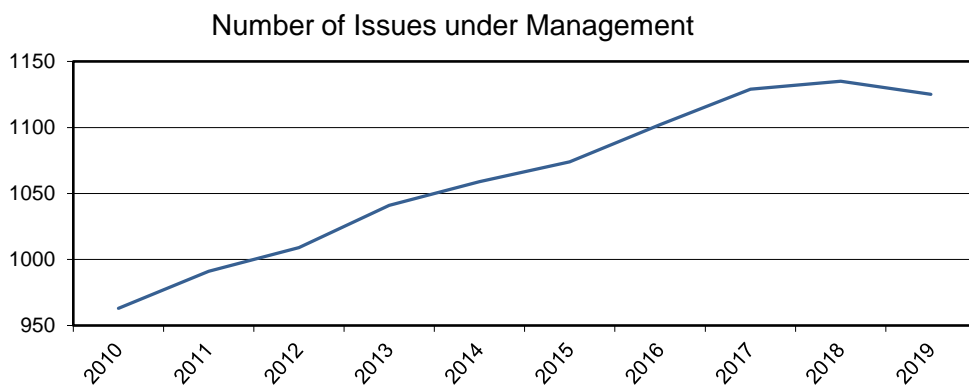
Report of the Executive Director

In 1921, The West Virginia Legislature created the State Sinking Fund Commission to act as the fiscal agent/trustee for the bond issues of the State and its political subdivisions. The agency was charged with the responsibility of receiving the deposits of the various issuers, investing them for a reasonable return consistent with State statute and bond ordinance requirements, disbursing funds to the appropriate paying agent banks or bondholders to meet debt services, receiving and reconciling cancelled securities, maintaining and reporting the financial accounts of each depositor, and aiding the issuers in the management of their resources. The agency would encourage the financial growth of the State by helping to maintain a receptive financial market for West Virginia bond issues through professional management services and to provide a central information source. In 1977, the name of the Commission was changed to the Municipal Bond Commission.

The Commission is composed of five members: State Tax Commissioner Dale Steager, Chairman; State Treasurer John D. Perdue, member; State Auditor John McCuskey, member; Linda Epling of Raleigh County, member; and Stephen Williams, Mayor of Huntington, Cabell County, member. The Commission elects an Executive Director who is responsible for the day to day operations of the Commission. The Commission meets periodically to oversee the operations of the staff.

Under State statute, the Commission is appointed as fiscal agent for all general obligation (tax levy) bond issues of the county commissions, municipalities, and school districts of the State. It determines levy requirements for all such issues each year. In the ninety-eight years since the creation of the Commission, the State has not had a default or slow payment on any general obligation issue in the State.

The Commission is also appointed fiscal agent for revenue bond issues of municipalities and their utilities.



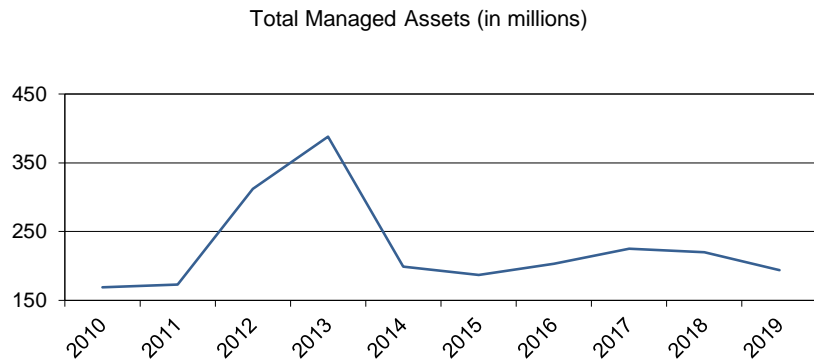
Additional accounts are maintained for State agency revenue bonds, colleges and universities. The Commission also serves as fiscal agent for most,

though not all, public service districts. It does not handle State general obligation bonds (roads and schools), State and local housing bonds, Parkway Authority, School Building Authority bond issues, or any industrial development bond issues. The Commission works closely with the WV Infrastructure and Jobs Development Council, the Water Development Authority, the WV Department of Environmental Protection, and the WV Bureau of Public Health in the management of their water and sewer infrastructure projects. The Commission also maintains many reserve accounts for the US Department of Agriculture bond issues. At present, 1,124 bond issues and 2,597 accounts are under supervision.

For eighty-seven years, the Legislature has made a blanket appropriation annually to cover possible deficiencies that could arise in State and general obligation sinking fund accounts. This act, in part, reads:

Sinking Fund Deficiencies-There is hereby appropriated to the Governor a sufficient amount to meet a deficiency that may arise...in the funds of the Municipal Bond Commission because of the failure of any State agency for either general obligation or revenue bonds or any local taxing district for general obligation bonds to remit funds necessary for the payment of interest and sinking fund requirement. The Governor is authorized to transfer from time to time such amounts to the Municipal Bond Commission as may be necessary for (this purpose).

Standard & Poor has recognized this annual Legislative appropriation and the Commission's management as a Credit Enhancement Program. S&P comments favorably on the Commission's oversight program of all local general obligation debt in this rating. Moody's has also recognized the supervision of the Commission.



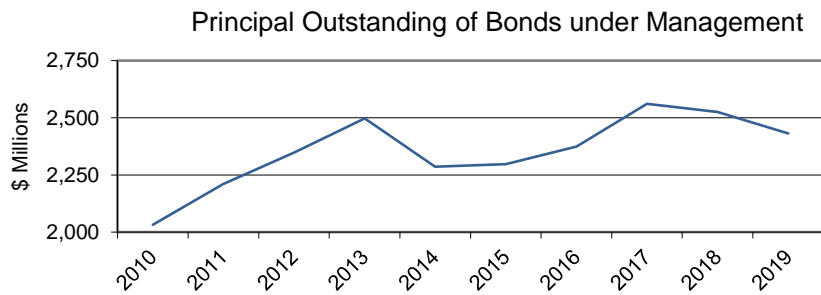
The Commission also maintains discretionary accounts, called 7251, where State and local governments may deposit surplus funds for investment. All funds on deposit with the Commission are invested to earn interest. As of June 30, 2019, the Commission held the following managed assets:

Pool Investments	\$190,466,925
Escrowed Investments	<u>0</u>
Total Investments	\$190,466,925
Cash	<u>3,565,777</u>
Total Managed Assets	<u><u>\$194,032,702</u></u>

This is a decrease of 12% compared with a year earlier.

Pool investments of the Commission are held in a Government Money Market Pool, which is maintained at the Board of Treasury Investments. This Pool is limited to full faith and credit US Treasury and Agency investments of less than 13 months maturity and has an average portfolio maturity not exceeding 90 days. Other investments held by the Commission, primarily escrowed investments held in trust to defease specific bond issues, are maintained in separate accounts outside the Pool. These investments are made only at the direction of the issuers. The Pool's yield increased for the fiscal year to an average of 2.14%.

With the 1,124 issues managed at the end of the fiscal year, the original principal



outstanding was \$3.54 billion. Current total principal outstanding of these issues is \$2.47 billion. Many issues have not yet drawn their full loan. The majority of the issues the Commission handles are Water and

Sewer projects, this is followed by County Schools and Higher Education. The Commission handles a small number of issues for BANS, Parking, Improvements, Civic Center and Hospitals. The Commission serves as fiscal agent for issues from every county in the state, as well as some State government issues.

Percent		Principal Outstanding
80.9	Water and/or Sewer	\$ 2,000,995,369
12.5	County Schools	309,150,000
6.4	Higher Education	158,465,000
<u>0.2</u>	Other	<u>5,820,520</u>
100.0		\$ 2,474,430,889

Since 1991, the Commission has financed its operations from fees assessed for its services. The fee for fiscal year 2019 was 20/100 of 1% of the debt service paid for each issue, with a maximum of no more than \$2,000 per issue or series per year.

7250

**SUMMARY OF INVESTMENTS AS OF JUNE 30, 2019
(at cost)**

7250

	<u>June 30, 2018</u>	<u>June 30, 2019</u>
Investment Pool	\$ 173,879,138	\$ 180,011,392
Escrowed Investments:		
Public Service Districts:		
Berkeley PSD 2013-A Sewer	8,873,945	0
County School General Obligation:		
Greenbrier 2009	19,382,869	0
Total Escrowed Investments:	<u>28,256,814</u>	<u>0</u>
TOTAL INVESTMENTS	<u>\$ 202,135,952</u>	<u>\$ 180,011,392</u>

DEBT SERVICE ACCOUNTS

	COLLEGES & UNIVERSITIES	COUNTY GENERAL OBLIGATION	COUNTY REVENUE	COUNTY SCHOOL DISTRICTS	PUBLIC SERVICE DISTRICTS	MUNICIPAL GENERAL OBLIGATION	MUNICIPAL REVENUE	TOTAL
Beginning Balance, July 1, 2018	\$ 1,828,400	\$ 153,640	\$ 1,459,520	\$ 57,797,651	\$ 60,613,204	\$ 333,767	\$ 83,322,203	\$ 205,508,385
Add: Remittances	13,732,181	194	2,873,745	43,197,186	53,604,455	174,877	86,994,160	200,576,797
Public Utility Taxes	0	938	0	6,506,272	0	31,014	0	6,538,224
Interest Earned on:								
Escrowed Investments	0	0	0	144,068	113,684	0	0	257,752
Pool Investments	77,259	2,843	41,607	1,181,580	1,156,671	8,621	1,840,488	4,309,069
Discount Earned on:								
Matured Escrowed Investments	0	0	0	0	0	0	0	0
Miscellaneous	0	0	0	0	0	0	213,350	213,350
Total Receipts	<u>\$ 13,809,440</u>	<u>\$ 3,975</u>	<u>\$ 2,915,352</u>	<u>\$ 51,029,107</u>	<u>\$ 54,874,809</u>	<u>\$ 214,511</u>	<u>\$ 89,047,999</u>	<u>\$ 211,895,192</u>
Beginning Balance plus Receipts	15,637,839	157,615	4,374,872	108,826,758	115,488,013	548,278	172,370,202	417,403,577
Less: Principal Paid	4,850,000	100,000	1,598,668	54,385,000	45,491,680	130,000	59,811,904	166,367,252
Interest Paid	8,967,831	5,300	997,633	12,020,294	12,870,431	37,100	24,137,991	59,036,580
Bondholder Adm Fee Paid	0	0	49,414	0	1,337,828	0	2,573,891	3,961,134
Premium Paid on:								
Matured Escrowed Investments	0	0	0	0	0	0	0	0
Bonds Retired Early	0	0	0	0	0	0	1,325	1,325
Refunds to Issuers	17	0	2,893	2,079,252	1,086,065	0	788,809	3,957,036
Bank Fees Paid	0	0	0	0	80	0	1,775	1,855
MBC Fees Paid	5,075	211	5,291	38,115	100,528	334	144,147	293,702
BTI Fees Paid	0	0	0	974	126	0	0	1,100
Miscellaneous	0	0	0	0	213,350	0	0	213,350
Total Disbursements	<u>\$ 13,822,924</u>	<u>\$ 105,511</u>	<u>\$ 2,653,900</u>	<u>\$ 68,523,634</u>	<u>\$ 61,100,089</u>	<u>\$ 167,434</u>	<u>\$ 87,459,842</u>	<u>\$ 233,833,333</u>
Ending Balance, June 30, 2019	<u>\$ 1,814,915</u>	<u>\$ 52,104</u>	<u>\$ 1,720,972</u>	<u>\$ 40,303,124</u>	<u>\$ 54,387,924</u>	<u>\$ 380,844</u>	<u>\$ 84,910,360</u>	<u>\$ 183,570,243</u>

STATEMENT OF 7250 DEBT SERVICE ACCOUNT

	Account Balance		Principal Outstanding June 30, 2019	% Chg in \$ Amount 2018-2019	Number of Issues
	June 30, 2018	June 30, 2019			
<u>State Issues:</u>					
Colleges & Universities	\$ 1,828,400	\$ 1,814,915	\$ 158,465,000	-2.97%	3
<u>County Issues:</u>					
County Commission Revenue	1,459,521	1,720,972	44,617,583	-2.54%	17
County Commission General Obligation	153,640	52,104	0		
County School General Obligation	57,797,651	40,303,124	309,150,000	-3.79%	18
	<u>59,410,812</u>	<u>42,076,200</u>	<u>353,767,583</u>		<u>35</u>
<u>Municipal Issues:</u>					
Municipal Revenue	83,322,039	84,910,360	1,088,496,467	-1.22%	549
Municipal General Obligation	333,766	380,844	1,335,000	-8.87%	1
	<u>83,655,805</u>	<u>85,291,204</u>	<u>1,089,831,467</u>		<u>550</u>
<u>Public Service Districts:</u>	60,613,204	54,387,924	872,366,839	-1.79%	536
Bank Commission Suspense Account	<u>165</u>	<u>235</u>			
Total Assets:	<u>\$ 205,508,386</u>	<u>\$ 183,570,478</u>	<u>\$ 2,474,430,889</u>	<u>-1.89%</u>	<u>1,124</u>
Cash	\$ 3,372,428	\$ 3,559,086			
Escrowed Investments	28,256,814	0			
Pool Investments	<u>173,879,144</u>	<u>180,011,392</u>			
	<u>\$ 205,508,386</u>	<u>\$ 183,570,478</u>			
Percentage Change		-10.67%			

7251	DEPOSITS FOR INVESTMENT			7251
	<u>STATE</u>	<u>LOCAL CURRENT EXPENSE</u>	<u>LOCAL CAP. OUTLAY & PERM. IMP.</u>	<u>7251 GRAND TOTAL</u>
Beginning Balance July 1, 2018	\$ 1,945,661	\$ 12,960,939	\$ 1,161	\$ 14,907,761
Add: Remittance	0	124,885	0	124,885
Int. Earned				
Pool	41,961.36	230,922	14	272,897
Miscellaneous	<u>0</u>	<u>0</u>	<u>0</u>	<u>-</u>
Beginning Balance plus Receipts	1,987,622	13,316,746	1,175	15,305,543
Less: Refunds	0	4,845,601	0	4,845,601
Miscellaneous	<u>0</u>	<u>0</u>	<u>0</u>	<u>-</u>
Ending Balance June 30, 2019	<u>\$ 1,987,622</u>	<u>\$ 8,471,145</u>	<u>\$ 1,175</u>	<u>\$ 10,459,942</u>

SUMMARY OF INVESTMENTS OUTSTANDING AS OF JUNE 30, 2019

(All investments for 7251 are in the Board of Treasury
Investment's Government Money Market Pool, and are carried at cost.)

<u>Account</u>	<u>June 30, 2018</u>	<u>June 30, 2019</u>
State Discretionary	\$ 1,945,325	\$ 1,987,287
Local Current Expense	12,960,360	8,465,283
Capitol Outlay/Permanent Impr.	<u>669</u>	<u>682</u>
Total Investments	14,906,354	10,453,251
Cash	<u>1,408</u>	<u>6,692</u>
Total	<u>\$ 14,907,761</u>	<u>\$ 10,459,942</u>

NEW BONDS ISSUES TO BE ADMINISTERED BY THE MUNICIPAL BOND COMMISSION

July 1, 2018 - June 30, 2019

Issue Date	Issue Amount	Issue	Final Maturity
04/30/2019	\$ 370,000	Adrian PSD 19-A Water Revenue	06/01/2029
09/20/2018	2,695,000	Brooke County PSD 18-A Sewer Revenue	09/01/2048
12/27/2018	3,065,000	Charles Town 18-B Water & Sewer Revenue	06/01/2033
04/18/2019	400,000	Cowen PSD 19-A Water & Sewer Bond Anticipation Note	10/01/2020
03/05/2019	130,000	Durbin 19-A Sewer Bond Anticipation Note	09/01/2020
09/13/2018	1,358,702	Eastern Wyoming PSD 18-A Water Revenue	03/01/2050
01/31/2019	888,252	Follansbee 19 Water Revenue	12/01/2039
07/31/2018	500,000	Franklin 18-A Water Revenue	09/01/2038
08/29/2018	87,000	Gilbert 18-B Water Grant Anticipation Note	12/01/2019
06/25/2019	1,400,000	Gilmer County PSD 19-A Water Revenue	02/01/2030
02/07/2019	2,524,000	Logan County PSD 19-A Water Revenue	03/01/2050
03/29/2019	420,000	Monumental PSD 19-A Water Revenue	05/01/2029
07/10/2018	140,715	Morgantown 18-A2 Water & Sewer Revenue	06/01/2058
04/24/2019	1,700,000	Mt Hope 19-A Water & Sewer Revenue	03/01/2059
10/24/2018	2,757,922	Nitro 18-A Sewer Revenue	12/01/2039
08/17/2018	6,420,299	Oceana 18-A Sewer Revenue	06/01/2048
09/26/2018	450,000	Oceana 18-A Water Revenue	06/01/2049
05/09/2019	42,200,000	Ohio County Schools 19 GO	06/01/2034
06/14/2019	420,000	Ravenswood 19-A Water Revenue	07/01/2029
05/30/2019	773,256	Romney 19-A Sewer Revenue	03/01/2059
05/10/2019	1,500,000	St Albans 19-A Water & Sewer Revenue	06/01/2034
12/07/2018	8,730,441	Union PSD 18-A Sewer Revenue	12/01/2038
12/20/2018	3,177,709	West Union 18-A Water & Sewer Revenue	12/01/2058
12/18/2018	1,325,000	Weston 18-C Sewer Revenue	09/01/2050
12/18/2018	10,716,698	Weston 18-A Sewer Revenue	09/01/2050
12/20/2018	10,000,000	Wheeling 18 Water & Sewer Bond Anticipation Note	09/01/2021
	<u>\$ 104,149,994</u>	26 New Issues	

PAID OUT ISSUES ADMINISTERED BY THE MUNICIPAL BOND COMMISSION

July 1, 2018 - June 30, 2019

<u>Issue Date</u>	<u>Issue Amount</u>	<u>Issue</u>	<u>Paid Out</u>
03/17/1998	11,000,000	Beckley 98-A Sewer Revenue, Called	06/01/2019
02/16/2015	525,000	Berkeley County PSD 15-B Water Refunding Revenue	12/01/2018
08/22/2013	9,615,000	Berkeley County Sewer PSD 13-A Refunding Revenue, Called	10/01/2018
12/09/1997	450,000	Brooke County PSD 97-A Sewer Revenue	03/01/2019
12/04/1997	600,000	Buffalo 97-A Sewer Revenue	03/01/2019
12/27/2018	599,089	Charles Town 18-A2 (JEP 98-B) Water & Sewer Revenue	06/01/2019
02/22/2001	1,111,357	Charleston 01-A Sewer Revenue, Called	03/01/2019
05/05/2005	334,771	Charleston 05-B2 Sewer Revenue, Called	04/01/2019
10/07/1997	5,237,584	Charleston 97-B Sewer Revenue	03/01/2019
12/10/1998	994,537	Charleston 98-A Sewer Revenue	06/01/2019
11/10/2016	260,000	Claywood Park PSD 16-D Water Refunding Revenue	11/01/2018
06/05/1997	250,000	Crab Orchard-MacArthur PSD 97-A Sewer Revenue	12/01/2018
06/23/2015	3,050,000	Doddridge County Schools 15 Refunding GO	05/01/2019
06/04/1998	8,616,372	Follansbee 98-A Sewer Revenue, Called	06/01/2019
12/11/1997	235,000	Greenbrier County PSD #2 97-A Sewer Revenue	12/01/2018
03/26/2009	37,745,000	Greenbrier County Schools 09 GO, Called	05/01/2019
04/22/1980	485,000	Harpers Ferry-Bolivar PSD 80 Sewer Revenue	10/01/2018
11/25/1997	3,039,895	Huntington 97 Sewer Revenue	03/01/2019
12/28/1989	2,331,211	Hurricane 89-A Sewer Revenue	10/01/2018
12/28/1989	108,789	Hurricane 89-B Sewer Revenue	10/01/2018
06/24/2010	1,895,000	Jefferson County PSD 10-A Sewer Refunding Revenue, Called	01/18/2018
06/14/2013	1,660,000	Jefferson County PSD 13-A Sewer Revenue, Called	01/18/2019
06/17/1999	615,000	Logan County PSD 99-C Lot 2 Water Revenue	06/01/2019
12/21/1978	7,040,000	Malden PSD 78 Sewer Revenue	10/01/2018
01/28/2010	7,250,000	Morgantown 10-F Water & Sewer Revenue	12/01/2018
05/20/1999	1,490,000	Mt. Hope 99-A Water & Sewer Revenue, Called	06/28/2019
11/09/2010	370,000	New Haven 10-A Sewer Refunding Revenue	04/01/2019
03/13/1997	385,000	New Martinsville 97-A Water & Sewer Revenue	03/01/2019
12/03/2015	6,735,000	Nitro 15 Sewer Bond Anticipation Note	01/01/2019
08/20/2003	1,035,000	Oak Hill 03 Stormwater Revenue	08/01/2018
06/20/2007	1,050,000	Oak Hill 07 Stormwater Revenue, Called	09/20/2018
01/24/2017	55,400	Ravencliff-McGraw-Saulsville PSD 17-D Water Revenue, Called	03/04/2019
06/24/1997	2,197,304	Shady Spring 97-C Sewer Revenue	09/01/2018
12/17/1998	839,000	Shady Spring 98-B Sewer Revenue	03/01/2019
03/18/1999	752,000	Shady Springs 99-A Sewer Revenue, Called	06/01/2019

PAID OUT ISSUES ADMINISTERED BY THE MUNICIPAL BOND COMMISSION

July 1, 2018 - June 30, 2019

<u>Issue Date</u>	<u>Issue Amount</u>	<u>Issue</u>	<u>Paid Out</u>
03/01/1990	1,057,749	Sistersville 90-A Sewer Revenue	10/01/2018
03/01/1990	49,361	Sistersville 90-B Sewer Revenue	10/01/2018
09/25/2012	6,130,000	Taylor County Schools 12 Refunding GO	05/01/2019
10/07/1997	400,000	Terra Alta 97-A Sewer System Design Revenue	09/01/2018
04/08/1998	2,190,000	Weirton 98-A Water Revenue, Called	09/01/2018
<hr/>			
	<u>\$ 129,784,419</u>	40 Paid Out Issues	

PAYING AGENT BANKS - PUBLIC BONDHOLDERS

CODE	BANK NAME AND ADDRESS
BBT GOV	BB&T Governmental Finance, 223 W Nash Street, Wilson, NC 27893
BANK NY TRUST	Bank of New York, 385 Rifle Camp Road, 3rd Floor, Corporate Trust, Woodland Park, NJ 07424
CITY NB	City National Bank, One Park Avenue, Beckley, WV 25801
CVB	Capon Valley Bank, PO Box 119, 2 West Main Street, Wardensville, WV 26851
DTC	Depository Trust Company, 55 Water Street, New York, NY 10041
FARMERS	Farmers National Bank, 20 South Broad Street, Canfield, OH 44406
FNBRB	1st Neighborhood Bk c/o Pacific Coast Bankers' Bk, 4416 Emerson Avenue, Parkersburg, WV 26104
HUNT OH	Huntington National Bank, 525 Vine Street, Cincinnati, OH 45202
GCB	The Grant County Bank, PO Box 929, 3 North Main Street, Petersburg, WV 26847
JPMC	JP Morgan Chase, 370 South Cleveland Ave, Floor 2, Westerville, OH 43081
MCNB	MCNB Bank & Trust, 75 Wyoming Street, Welch, WV 24801
MVB	MVB Bank, Inc, 301 Virginia Avenue, Fairmont, WV 26554
NBB	National Bank of Blacksburg, 100 South Main Street, Blacksburg, VA 24060
OVB	Ohio Valley Bank Comp, 420 3rd Avenue, Gallipolis, OH 45631
PCB	Pendleton Community Bank, 128 N Main Street, Franklin, WV 26807
PREMIER	Premier Bank, 300 State St., Madison, WV 25130
ROM	Bank of Romney, 95 East Main Street, Romney, WV 26757
SIGNBK	Signature Bank, 600 Washington Ave., Suite 305, Towson, MD 21204
SUMMIT CM B	Summit Community Bank, 310 N Main St, Moorefield, WV 26836
SUNFLOWER	Sunflower Bank, 3025 Cortland Circle, Salina, KS 67401
TEXAS CAPITAL	Texas Capital Bank, 2350 Lakeside Blvd, Suite 605, Richardson, TX 75082
UB	United Bank, 990 Elmer Prince Drive, Morgantown, WV 26505
UB-PARKERSBURG	United Bank, Corporate Trust Dept, PO Box 393, Charleston, WV 25322
WESBK-WHEEL	WesBanco Bank, Inc, Trust Wires/12100756, 1 Bank Plaza, Wheeling, WV 26003

PAYING AGENT BANKS - GOVERNMENTAL BONDHOLDERS

CODE	PAYING AGENT	BANK NAME AND ADDRESS	AGENCY
BNY	Bank of New York	Bank of NY, 385 Rifle Camp Rd, 3rd Floor, Corp Trust, Woodland Park, NJ 07424	WDA
BBT/WDA	BB&T	BB&T, 300 Summers Street, Charleston, WV 25301	WDA
BPH	BPH	Bureau of Public Health, Internal Governmental Transfer	BPH
GMAC-CPLT1:B1T	Wells Fargo/Berkadia	Berkadia Commerical Mortgage, LLC (GMAC), PO Box 1657, Horsham, PA 19044	
DEP	DEP	Department of Environmental Protection, Internal Governmental Transfer	DEP
UNB	United Bank	United Bank, Corporate Trust Dept, PO Box 393, Charleston, WV 25322	IJDC

GOVERNMENTAL AGENCIES

CODE	NAME	ADDRESS	TELEPHONE
BPH	Bureau of Public Health	350 Capitol Street, Room 313, Charleston WV 25301-3713	304-356-4301
DEP	Depart of Environmental Protection	601 57th Street SE, Charleston, WV 25304	304-926-0499
IJDC	Infrastructure Job Develop Council	c/o WDA 1009 Bullitt Street, Charleston, WV 25301	304-414-6500
WDA	Water Development Authority	1009 Bullitt Street, Charleston, WV 25301	304-414-6500

BOND COUNSELS

<u>Code</u>	<u>Name</u>	<u>Address</u>	<u>Telephone</u>
BR	Bowles Rice, LLP	600 Quarrier Street, Charleston, WV 25301	304-347-1100
D&S	Dinsmore & Shohl	707 Virginia Street E, Suite 1300, Charleston, WV 25301	304-357-3963
G&G	Goodwin & Goodwin	300 Summers St, Suite 1500, Charleston, WV 25301	304-346-7000
JK	Jackson Kelly	500 Lee Street E, Suite 1600, Charleston, WV 25301	304-340-1000
JTP	John T Poffenbarger	108 1/2 Capitol Street, 2nd Floor, Charleston, WV 25301	304-342-1678
S&J	Steptoe & Johnson	Chase Tower, 17th Floor, 707 Virginia St E, Charleston, WV 25301	304-598-8000
STB	Spilman, Thomas & Battle	300 Kanawha Blvd E., PO Box 273, Charleston, WV 25321	304-340-3800
VLF	Vaughan Law Firm	2020 Kanawha Blvd East, Charleston, WV 25311	304-342-3900
WLO	White Law Office	600 Kanawha Blvd. E, Suite 201, Charleston, WV 25301	304-720-1400

ACTIVE BOND ACCOUNTS

The following is a listing of all the active bond accounts maintained by the Commission, as of the report date. Discretionary accounts and Sinking Fund Accounts for paid out issues are not included. All bond issues paid by the Commission, whether as the paying agent, or through a paying agent, are listed. All reserve accounts for issues paid by others are also included.

ACCOUNT NAME -- The name includes the issuer, year, type of issue, and whether the issue is a revenue (REV) or general obligation (GO) issue. All GOs are labeled as such. Additional accounts include Reserve (RES), Depreciation (DEP) or Repair & Replacement (R&R) accounts. On GO issues over \$5 million, tax collections surplus to annual debt service are transferred to a Surplus Collection (SUR COL) account. Issues labeled ESCROW have either been fully funded in cash, or have had specific US Treasury investments purchased to defease the issue with future earnings. Any Reserve accounts labeled (R)* are restricted reserves that the funds have future obligations.

ISSUE DATE -- The date of issue is shown in this column.

INTEREST RATE -- This column shows the interest rate, or range of rates, at which this bond was issued. It reflects the actual coupon rate. It is always listed from lowest to highest regardless of the order. Some rates may have matured, and no longer be outstanding.

ORIGINAL ISSUE -- This column indicates the amount of the original issue.

OUTSTANDING -- This column indicates the principal outstanding as of the report date.

ACCOUNT BALANCE -- This column indicates the account balance as of the report date. If this is an escrow account, the balance may include both cash and escrow securities. The investments are carried at cost, which may be different than their matured value, but will defease the issue.

LAST DEBT -- This column gives the final maturity year for the bond issue. In some cases where a bond has been advance refunded with escrows purchased for a future call, the year of final call rather than the original final maturity may be shown.

PAYING AGENT -- The Commission pays all funds for the debt service to these banks. Due to numerous bank mergers and name changes, the bank shown in this column may not agree with the bank named on the original bond (see Paying Agent address page).

If a reserve is covered through a Guaranteed Policy rather than funded with cash, then either "LOC" for Letter of Credit or "SB" for Surety Bond will be listed.

COUNSEL-LEGAL OPINIONS -- The Commission does not have legal opinions for these issues. If a legal opinion is needed, it can be obtained from the bond counsel for the issue (see Bond Counsel address page).

If a reserve is covered through a Guaranteed Policy rather than funded with cash, then the final maturity date of the Guaranteed Policy will be listed.

DISCLAIMER

While every attempt has been made to verify the accuracy of this data, no guarantee of accuracy should be assumed.

ACCOUNT NAME	ISSUE DATE	INTEREST RATE	ORIGINAL ISSUANCE	OUTSTANDING 6/30/2019	ACCT BALANCE 6/30/2019	LAST DEBT	PAYING AGENT	BOND COUNSEL
Adrian PSD 00-A Water Reserve	10/06/00				89,906.70			
Adrian PSD 04-A Water Reserve	02/18/04				66,862.76			
Adrian PSD 08-A Water Reserve	10/23/08				88,037.75			
Adrian PSD 08-B Water Revenue	10/23/08	0.000 - 0.000	500,000	382,352	2,135.32	09/48	MBC - UNB	JK
Adrian PSD 08-B Water Reserve	10/23/08				13,429.05			
Adrian PSD 15-A Water Revenue	12/17/15	0.000 - 0.000	3,517,184	3,356,261	8,150.09	12/55	MBC - UNB	S&J
Adrian PSD 15-A Water Reserve	12/17/15				94,467.63			
Adrian PSD 17-A Water Reserve	05/26/17				189.1			
Adrian PSD 19-A Water Revenue	04/30/19	4.700 - 4.700	370,000	370,000	3,906.97	06/29	MBC-MVB:BH	S&J
Adrian PSD 19-A Water Reserve	04/30/19				308.34			
Adrian PSD 88 (Series 89) Water Reserve	07/21/88				59,008.82			
Adrian PSD 96-A Water Reserve	09/11/96				36,223.88			
Adrian PSD 96-B Water Reserve	09/11/96				47,367.17			
Albright 09-A Water Revenue	05/21/09	0.000 - 0.000	324,394	238,591	1,651.68	03/45	MBC - UNB	S&J
Albright 09-A Water Reserve	05/21/09				9,656.59			
Alderson 15-A Sewer Refunding Revenue	02/26/15	3.400 - 3.400	97,650	52,918	1,142.76	10/23	MBC-OVB:BH	S&J
Alderson 15-A Sewer Refunding Reserve	02/26/15				9,878.13			
Alderson 15-B Sewer Refunding Revenue	02/26/15	3.500 - 3.500	334,300	214,976	3,278.31	10/25	MBC-OVB:BH	S&J
Alderson 15-B Sewer Refunding Reserve	02/26/15				33,817.59			
Alderson 16-A Sewer Revenue	08/25/16	0.500 - 0.500	3,040,543	2,591,889	27,939.22	12/27	MBC - UNB	S&J
Alderson 16-A Sewer Reserve	08/25/16				322,670.33			
Alderson 16-B Sewer Revenue	08/25/16	0.500 - 0.500	531,501	383,411	2,982.46	06/56	MBC - UNB	S&J
Alderson 16-B Sewer Reserve	08/25/16				15,738.93			
Alderson 86-B Sewer Revenue	08/18/86	0.000 - 0.000	90,762	16,291	1,795.27	10/25	MBC - BNY	S&J
Alderson 86-B Sewer Reserve	08/18/86				2,413.48			
Alderson 13-A Water Revenue	08/16/13	4.100 - 4.100	200,000	95,248	2,114.23	09/23	UB-PARKERSBG	S&J
Alderson 13-A Water Reserve	08/16/13				12,032.29			

ACCOUNT NAME	ISSUE DATE	INTEREST RATE	ORIGINAL ISSUANCE	OUTSTANDING 6/30/2019	ACCT BALANCE 6/30/2019	LAST DEBT	PAYING AGENT	BOND COUNSEL
Alpine Lake 08-A Sewer Reserve	01/10/08				182,915.73			
Alpine Lake 06-A Water Reserve	08/10/06				93,067.66			
Alpine Lake 06-B Water Reserve	08/10/06				49,987.31			
Ansted 00 Sewer Revenue	12/11/00	0.000 - 0.000	580,645	246,754	3,655.61	03/32	MBC - DEP	S&J
Ansted 00 Sewer Reserve	12/11/00				20,120.40			
Ansted 99 Sewer System Design Revenue	04/13/99	0.000 - 0.000	183,285	4,582	5,176.53	12/19	MBC - DEP	S&J
Armstrong PSD 02-A Sewer Revenue	12/01/02	4.000 - 5.600	785,000	300,000	15,712.32	04/25	MBC - DTC	S&J
Armstrong PSD 02-A Sewer Reserve	12/01/02				62,940.00			
Armstrong PSD 06-A Sewer Revenue BAN	12/21/06	5.000 - 5.000	50,000	3,133	531.52	12/19	MBC-BBT/WDA	JK
Armstrong PSD (Deepwater) 94-A Sewer Revenue	11/15/94	6.750 - 6.750	429,000	292,391	14,145.84	10/33	MBC - BNY	JK
Armstrong PSD (Deepwater) 94-A Sewer Reserve	11/15/94				31,598.00			
Armstrong PSD 01-A Water Reserve	12/13/01				30,652.07			
Armstrong PSD 11-A Water Reserve	03/28/11				23,357.87			
Athens 00 Water & Sewer Revenue	05/24/00	2.000 - 2.000	711,976	84,644	11,912.01	06/21	MBC - DEP	S&J
Athens 00 Water & Sewer Reserve	05/24/00				43,780.74			
Athens 04-A Water & Sewer Revenue	05/26/04	0.000 - 0.000	303,000	194,785	2,823.84	03/44	MBC - UNB	S&J
Athens 04-A Water & Sewer Reserve	05/26/04				10,607.05			
Athens 04-B Water & Sewer Revenue	05/26/04	0.000 - 0.000	2,262,000	1,225,250	29,085.54	09/35	MBC - DEP	S&J
Athens 04-B Water & Sewer Reserve	05/26/04				78,450.32			
Barrackville 10-A Sewer Revenue	12/22/10	0.000 - 0.000	3,329,658	2,979,658	4,519.96	12/50	MBC - UNB	S&J
Barrackville 10-A Sewer Reserve	12/22/10				36,576.72			
Barrackville 10-B Sewer Revenue	12/22/10	0.000 - 0.000	2,500,000	2,175,452	4,866.55	06/42	MBC - DEP	S&J
Barrackville 10-B Sewer Reserve (R)*	12/22/10				33,916.86			
Barrackville 85-A Sewer Revenue	12/09/85	9.750 - 9.750	618,894	305,098	38,390.64	10/25	MBC - BNY	S&J
Barrackville 85-A Sewer Reserve (R)*	12/09/85				64,380.10			
Barrackville 85-B Sewer Revenue	12/09/85	0.000 - 0.000	308,106	56,756	12,494.08	10/25	MBC - BNY	S&J
Barrackville 85-B Sewer Reserve (R)*	12/09/85				12,829.55			

ACCOUNT NAME	ISSUE DATE	INTEREST RATE	ORIGINAL ISSUANCE	OUTSTANDING 6/30/2019	ACCT BALANCE 6/30/2019	LAST DEBT	PAYING AGENT	BOND COUNSEL
Barrackville 87-A Sewer Revenue	11/06/87	8.380 - 8.380	100,379	50,001	5,527.04	10/26	MBC - BNY	S&J
Barrackville 87-A Sewer Reserve (R)*	11/06/87				9,144.87			
Barrackville 87-B Sewer Revenue	11/06/87	0.000 - 0.000	24,621	5,183	609.86	10/26	MBC - BNY	S&J
Barrackville 87-B Sewer Reserve (R)*	11/06/87				977.59			
Bath 02-A Water Revenue	12/09/02	0.000 - 0.000	1,150,000	546,231	12,737.51	09/33	MBC - BPH	JK
Bath 02-A Water Reserve	12/09/02				39,417.26			
Bath 06-A Water Revenue	08/29/06	0.000 - 0.000	1,250,000	749,984	8,416.71	06/37	MBC - BPH	JK
Bath 06-A Water Reserve	08/29/06				42,152.22			
Bath 06-B Water Revenue	08/29/06	0.000 - 0.000	1,237,000	873,175	5,509.59	06/46	MBC - UNB	JK
Bath 06-B Water Reserve	08/29/06				32,716.00			
Bath 08-A Water Refunding Revenue	11/05/08	4.290 - 4.290	1,091,000	446,923	19,155.18	09/24	MBC-BBT GOV	S&J
Bath 08-A Water Refunding Reserve	11/05/08				98,138.99			
Bath 09-A Water Revenue	10/29/09	0.000 - 0.000	2,193,910	1,590,571	6,572.44	03/41	MBC - BPH	S&J
Bath 09-A Water Reserve	10/29/09				66,265.97			
Bath 14-A Water Revenue	11/20/14	1.000 - 1.000	1,000,000	929,640	2,814.61	09/54	MBC - UNB	S&J
Bath 14-A Water Reserve	11/20/14				10,710.07			
Beckley 09 Parking Refunding Revenue	09/17/09	3.750 - 4.700	1,485,000	750,000	26,779.32	06/26	MBC - DTC	S&J
Beckley 09 Parking Refunding Reserve	09/17/09				67,092.95			
Beckley 04-A Sewer Revenue	09/28/04	2.000 - 2.000	9,039,000	3,580,814	151,849.05	06/26	MBC - DEP	VLF
Beckley 04-A Sewer Reserve	09/28/04				554,762.31			
Beckley 09-A Sewer Revenue	09/18/09	2.000 - 2.000	679,316	398,545	11,412.39	03/30	MBC - DEP	JK
Beckley 09-A Sewer Reserve	09/18/09				41,773.35			
Beckley 09-C Sewer Revenue	09/18/09	0.000 - 0.000	1,035,783	808,561	5,345.69	09/49	MBC - DEP	JK
Beckley 09-C Sewer Reserve	09/18/09				26,989.98			
Beckley 15-A Sewer Revenue	10/22/15	0.500 - 0.500	3,740,214	3,471,512	13,889.92	06/46	MBC - DEP	S&J
Beckley 15-A Sewer Reserve	10/22/15				137,528.00			
Beckley 17 Sewer Refunding Revenue	06/22/17	2.750 - 3.350	15,450,000	15,045,000	266,096.08	06/33	SUNFLOWER	D&S

ACCOUNT NAME	ISSUE DATE	INTEREST RATE	ORIGINAL ISSUANCE	OUTSTANDING 6/30/2019	ACCT BALANCE 6/30/2019	LAST DEBT	PAYING AGENT	BOND COUNSEL
Beckley 17 Sewer Refunding Reserve	06/22/17				504,820.98			
Beckley 10-A Stormwater Revenue	12/15/10	3.870 - 3.870	2,000,000	1,341,679	25,015.60	01/31	MBC - JPMC:BH	S&J
Belington 04-A Water & Sewer Reserve	07/15/04				19,261.75			
Belington 04-B Water & Sewer Reserve	07/15/04				50,130.86			
Belington 04-C Water & Sewer Revenue	07/15/04	0.000 - 0.000	1,000,000	649,350	2,654.54	06/44	MBC - UNB	S&J
Belington 04-C Water & Sewer Reserve	07/15/04				26,974.59			
Belington 12-A Water & Sewer Revenue	09/20/12	0.000 - 0.000	1,250,000	1,067,382	2,926.75	09/52	MBC - UNB	S&J
Belington 12-A Water & Sewer Reserve	09/20/12				17,845.67			
Belington 12-B Water & Sewer Reserve	09/20/12				33,444.34			
Belington 12-C Water & Sewer Reserve	09/20/12				26,080.63			
Belington 13-A Water & Sewer Revenue	11/13/13	1.000 - 1.000	667,188	572,029	3,406.33	09/53	MBC - UNB	S&J
Belington 13-A Water & Sewer Reserve	11/13/13				8,820.83			
Belington 97-A Water & Sewer Revenue	03/03/97	6.250 - 6.250	475,000	338,123	14,573.34	10/35	MBC - BNY	S&J
Belington 97-A Water & Sewer Reserve	03/03/97				33,236.28			
Belle 08-A Sewer Revenue	11/20/08	0.000 - 0.000	1,945,100	1,329,138	6,264.16	12/39	MBC - DEP	S&J
Belle 08-A Sewer Reserve	11/20/08				67,339.59			
Belle 09-A Sewer Revenue	09/25/09	0.000 - 0.000	275,396	197,366	1,773.77	12/40	MBC - DEP	S&J
Belle 09-A Sewer Reserve	09/25/09				9,540.19			
Belle 17-A Sewer Revenue	07/11/17	0.250 - 0.250	4,045,000	3,972,774	9,892.76	06/57	MBC - DEP	S&J
Belle 17-A Sewer Reserve	07/11/17				6,467.55			
Belmont 04-A Sewer Revenue	08/19/04	0.000 - 0.000	1,219,978	681,154	28,063.57	03/36	MBC - DEP	S&J
Belmont 04-A Sewer Reserve	08/19/04				47,599.67			
Belmont 97-A Water Revenue	12/15/97	6.250 - 6.250	1,302,490	932,013	73,273.19	10/35	MBC - BNY	S&J
Belmont 97-A Water Reserve	12/15/97				91,612.33			
Benwood 11-A Water Revenue	03/17/11	0.000 - 0.000	1,548,512	1,268,512	3,666.41	03/51	MBC - UNB	S&J
Benwood 11-A Water Reserve	03/17/11				41,489.05			
Benwood 00-A Sewer Revenue	12/20/00	0.000 - 0.000	318,300	135,252	2,962.56	03/32	MBC - DEP	S&J

ACCOUNT NAME	ISSUE DATE	INTEREST RATE	ORIGINAL ISSUANCE	OUTSTANDING 6/30/2019	ACCT BALANCE 6/30/2019	LAST DEBT	PAYING AGENT	BOND COUNSEL
Benwood 00-A Sewer Reserve	12/20/00				10,904.78			
Benwood 00-B Sewer Revenue	12/20/00	0.000 - 0.000	245,600	136,235	1,645.77	12/40	MBC - UNB	S&J
Benwood 00-B Sewer Reserve	12/20/00				6,515.28			
Benwood 17-A Sewer Revenue	07/11/17	0.250 - 0.250	2,404,539	2,238,849	6,522.27	06/57	MBC - DEP	S&J
Benwood 17-A Sewer Reserve	07/11/17				5,473.43			
Berkeley County Schools 10 GO	02/17/10	2.000 - 4.000	51,500,000	24,755,000	202,054.05	05/25	MBC - DTC	S&J
Berkeley County Schools 10 GO Sur Col	02/17/10				4,523,999.50			
Berkeley County Sewer PSD 00-A Revenue	05/25/00	0.000 - 0.000	937,500	351,540	3,395.35	09/30	MBC - DEP	S&J
Berkeley County Sewer PSD 00-A Reserve	05/25/00				32,590.23			
Berkeley County Sewer PSD 01-A Revenue	03/30/01	1.000 - 1.000	429,000	42,176	2,200.81	03/21	MBC - UNB	S&J
Berkeley County Sewer PSD 01-A Reserve	03/30/01				24,625.63			
Berkeley County Sewer PSD 01-B Revenue	08/07/01	0.000 - 0.000	2,909,850	1,212,420	13,163.25	12/31	MBC - DEP	S&J
Berkeley County Sewer PSD 01-B Reserve	08/07/01				0		SB	12/01/2031
Berkeley County Sewer PSD 02-A Revenue	05/09/02	0.000 - 0.000	750,000	331,250	2,710.86	09/32	MBC - DEP	S&J
Berkeley County Sewer PSD 02-A Reserve	05/09/02				26,010.38			
Berkeley County Sewer PSD 02-B Revenue	07/11/02	0.000 - 0.000	456,548	201,613	1,651.41	09/32	MBC - DEP	S&J
Berkeley County Sewer PSD 02-B Reserve	07/11/02				16,144.85			
Berkeley County Sewer PSD 02-C Revenue	08/28/02	0.000 - 0.000	30,500,000	15,380,328	120,326.51	03/34	MBC - DEP	S&J
Berkeley County Sewer PSD 02-C Reserve	08/28/02				0		SB	03/01/2034
Berkeley County Sewer PSD 02-D Revenue	08/28/02	5.800 - 5.800	4,965,465	4,002,017	153,660.02	10/39	MBC - BNY	S&J
Berkeley County Sewer PSD 02-D Reserve	08/28/02				0		SB	10/01/2039
Berkeley County Sewer PSD 02-E Revenue	08/28/02	5.800 - 5.800	560,822	465,255	16,337.28	10/41	MBC-BBT/WDA	S&J
Berkeley County Sewer PSD 02-E Reserve	08/28/02				37,572.89			
Berkeley County Sewer PSD 03-A Revenue	08/14/03	2.000 - 2.000	252,922	66,008	1,686.83	12/23	MBC - DEP	S&J
Berkeley County Sewer PSD 03-A Reserve	08/14/03				15,556.44			
Berkeley County Sewer PSD 03-B Revenue	08/14/03	2.000 - 2.000	330,862	86,344	2,218.20	12/23	MBC - DEP	S&J
Berkeley County Sewer PSD 03-B Reserve	08/14/03				20,348.82			

ACCOUNT NAME	ISSUE DATE	INTEREST RATE	ORIGINAL ISSUANCE	OUTSTANDING 6/30/2019	ACCT BALANCE 6/30/2019	LAST DEBT	PAYING AGENT	BOND COUNSEL
Berkeley County Sewer PSD 04-A Revenue	11/30/04	0.000 - 0.000	1,999,600	1,173,678	5,915.00	09/39	MBC - UNB	S&J
Berkeley County Sewer PSD 04-A Reserve	11/30/04				0		SB	09/01/2039
Berkeley County Sewer PSD 09-A Revenue	07/31/09	4.000 - 5.300	2,695,000	1,700,000	91,657.13	03/29	MBC - DTC	S&J
Berkeley County Sewer PSD 09-A Reserve	07/31/09				228,206.53			
Berkeley County Sewer PSD 09-B Revenue	07/31/09	0.000 - 0.000	1,000,000	586,440	11,425.49	09/29	MBC - UNB	S&J
Berkeley County Sewer PSD 09-B Reserve	07/31/09				0		SB	09/01/2029
Berkeley County Sewer PSD 13-C Refunding Revenue	12/19/13	2.000 - 3.500	2,880,000	1,805,000	232,740.33	10/25	MBC - DTC	S&J
Berkeley County Sewer PSD 13-C Refunding Reserve	12/19/13				291,355.65			
Berkeley County Sewer PSD 13-D Revenue	12/20/13	0.000 - 0.000	1,116,602	823,484	5,041.19	03/34	MBC - UNB	S&J
Berkeley County Sewer PSD 13-D Reserve	12/20/13				0		SB	03/01/2034
Berkeley County Sewer PSD 15-A Revenue	02/12/15	0.000 - 0.000	26,435,450	23,857,120	68,616.85	12/54	MBC - DEP	S&J
Berkeley County Sewer PSD 15-A Reserve	02/12/15				0		SB	12/01/2054
Berkeley County Sewer PSD 15-B Revenue	02/12/15	1.000 - 1.000	10,623,472	10,096,265	30,263.95	12/54	MBC - UNB	S&J
Berkeley County Sewer PSD 15-B Reserve	02/12/15				0		SB	12/01/2054
Berkeley County Sewer PSD 15-C Revenue	02/12/15	1.000 - 4.500	16,970,000	16,225,000	158,244.27	10/35	MBC - DTC	S&J
Berkeley County Sewer PSD 15-C Reserve	02/12/15				0		SB	10/01/2035
Berkeley County Sewer PSD 16-A Revenue	02/24/16	0.000 - 0.000	163,871	139,283	1,100.65	06/36	MBC - UNB	S&J
Berkeley County Sewer PSD 16-A Reserve	02/24/16				2,589.47			
Berkeley County Sewer PSD 16-B Revenue	04/21/16	1.450 - 5.000	29,300,000	28,625,000	172,789.27	06/46	MBC - DTC	S&J
Berkeley County Sewer PSD 16-B Reserve	04/21/16				0		SB	06/01/2045
Berkeley County Sewer PSD 17-A Revenue	06/30/17	0.000 - 0.000	1,100,000	919,274	0	06/40	MBC - UNB	S&J
Berkeley County Sewer PSD 17-A Reserve	06/30/17				56,781.54			
Berkeley County Sewer PSD 17-B Refunding Revenue	11/01/17	2.300 - 2.300	8,587,000	8,450,600	826,110.99	10/26	MBC-BBT GOV	S&J
Berkeley County Sewer PSD 17-B Refunding Res	11/01/17				0		SB	10/01/2026
Berkeley County Sewer PSD 86-B Revenue	03/07/86	0.000 - 0.000	1,638,194	301,772	41,169.86	10/25	MBC - BNY	S&J
Berkeley County Sewer PSD 86-B Reserve	03/07/86				0		SB	10/01/2025
Berkeley County Sewer PSD 90-A Revenue	05/03/90	7.850 - 7.850	828,629	493,679	39,586.78	10/29	MBC - BNY	S&J

ACCOUNT NAME	ISSUE DATE	INTEREST RATE	ORIGINAL ISSUANCE	OUTSTANDING 6/30/2019	ACCT BALANCE 6/30/2019	LAST DEBT	PAYING AGENT	BOND COUNSEL
Berkeley County Sewer PSD 90-A Reserve	05/03/90				0		SB	10/01/2029
Berkeley County Sewer PSD 90-B Revenue	05/03/90	0.000 - 0.000	38,669	10,907	1,383.20	10/29	MBC - BNY	S&J
Berkeley County Sewer PSD 90-B Reserve	05/03/90				1,173.49			
Berkeley County Sewer PSD 94-A Revenue	10/05/94	6.750 - 6.750	494,288	336,889	19,993.69	10/33	MBC - BNY	S&J
Berkeley County Sewer PSD 94-A Reserve	10/05/94				36,831.32			
Berkeley County Sewer PSD 99-A Revenue	10/28/99	0.000 - 0.000	30,707,296	12,441,746	121,756.48	03/31	MBC - DEP	S&J
Berkeley County Sewer PSD 99-A Reserve	10/28/99				0		SB	03/01/2031
Berkeley County PSD 01-A Water Revenue	10/25/01	5.800 - 5.800	2,010,000	1,580,303	66,251.68	10/39	MBC - BNY	S&J
Berkeley County PSD 01-A Water Reserve	10/25/01				0		SB	10/01/2039
Berkeley County PSD 03-C Water Revenue	05/15/03	5.000 - 5.000	2,430,000	844,201	143,497.78	10/23	MBC - BNY	S&J
Berkeley County PSD 03-C Water Reserve	05/15/03				195,752.28			
Berkeley County PSD 12-A Water Revenue	12/20/12	1.000 - 2.375	7,425,000	4,395,000	504,828.98	12/24	MBC - DTC	S&J
Berkeley County PSD 12-A Water Reserve	12/20/12				745,402.67			
Berkeley County PSD 12-B Water Revenue	12/20/12	1.000 - 3.250	7,800,000	7,650,000	154,792.89	12/32	MBC - DTC	S&J
Berkeley County PSD 12-B Water Reserve	12/20/12				741,885.98			
Berkeley County PSD 13-A Water Refunding Revenue	12/30/13	2.000 - 4.500	9,900,000	9,775,000	164,343.61	12/33	MBC - DTC	S&J
Berkeley County PSD 13-A Water Refunding Reserve	12/30/13				0		SB	12/01/2033
Berkeley County PSD 13-B Water Refunding Revenue	12/30/13	1.400 - 3.950	2,875,000	700,000	253,860.07	12/20	MBC - DTC	S&J
Berkeley County PSD 13-B Water Refunding Reserve	12/30/13				288,623.93			
Berkeley County PSD 15-A Water Refunding Revenue	06/01/15	2.000 - 3.250	9,575,000	9,210,000	196,108.64	12/36	MBC - DTC	S&J
Berkeley County PSD 15-A Water Refunding Reserve	02/26/15				0		SB	12/01/2036
Berkeley County PSD 15-C Water Refunding Revenue	10/01/15	0.600 - 3.700	9,910,000	9,755,000	74,781.72	12/37	MBC - DTC	S&J
Berkeley County PSD 15-C Water Refunding Reserve	10/01/15				0		SB	12/01/2037
Berkeley County PSD 15-D Water Refunding Revenue	10/01/15	2.000 - 3.000	2,150,000	1,990,000	54,291.58	12/25	MBC - DTC	S&J
Berkeley County PSD 15-D Water Refunding Reserve	10/01/15				0		SB	12/01/2025
Berkeley County PSD 15-E Water Refunding Revenue	12/01/15	2.000 - 3.000	5,460,000	4,110,000	226,903.17	12/28	MBC - DTC	S&J
Berkeley County PSD 15-E Water Refunding Reserve	12/01/15				0		SB	12/01/2028

ACCOUNT NAME	ISSUE DATE	INTEREST RATE	ORIGINAL ISSUANCE	OUTSTANDING 6/30/2019	ACCT BALANCE 6/30/2019	LAST DEBT	PAYING AGENT	BOND COUNSEL
Berkeley County PSD 16-A Water Revenue	07/20/16	3.000 - 3.000	5,213,278	5,213,278	57,712.52	06/39	MBC - UNB	S&J
Berkeley County PSD 16-A Water Reserve	07/20/16				5,771.25			
Berkeley County PSD 17 Water BAN	12/28/17	1.780 - 1.780	10,000,000	10,000,000	31,790.51	12/20	MBC-BBT GOV	S&J
Berkeley County (Hedgesville 93-B) PSD 93-C Water Revenue	03/08/93	0.000 - 0.000	17,629	5,876	854.53	10/31	MBC - BNY	BR
Berkeley County (Hedgesville 93B) PSD 93C W Reserve	03/08/93				453.77			
Berkeley County (Opequon 93) PSD 93-D Water Revenue	07/29/93	6.750 - 6.750	10,257,957	6,951,388	406,040.77	04/33	MBC - BNY	BR
Berkeley County (Opequon 93) PSD 93-D W Reserve *	07/29/93				113,945.29		SB	04/01/2033
Berkeley County (Hedgesville 93-A) PSD 93-B Water Revenue	03/08/93	7.750 - 7.750	528,871	347,361	23,463.82	10/31	MBC - BNY	BR
Berkeley County (Hedgesville 93A) PSD 93B W Reserve	03/08/93				43,516.46			
Berkeley County (Hedgesville 96) PSD 96 Water Revenue	08/06/96	6.250 - 6.250	677,158	480,753	24,808.66	10/35	MBC - BNY	BR
Berkeley County (Hedgesville 96) PSD 96 W Reserve	08/06/96				0		SB	10/01/2035
Bethany 05-A Sewer Revenue	02/22/05	3.000 - 3.000	1,250,000	524,438	12,430.75	06/26	MBC - UNB	S&J
Bethany 05-A Sewer Reserve	02/22/05				83,341.20			
Bethany 09-A Sewer Reserve	06/19/09				22,384.64			
Beverly 01-A Sewer Revenue	09/11/01	0.000 - 0.000	300,000	127,500	1,065.57	03/32	MBC - DEP	S&J
Beverly 01-A Sewer Reserve	09/11/01				10,418.41			
Beverly 82-B Sewer Revenue	10/28/82	0.000 - 0.000	86,500	2,338	1,997.05	10/19	MBC - BNY	S&J
Beverly 97-A Sewer Revenue	08/28/97	0.000 - 0.000	248,258	113,851	6,722.52	06/37	MBC - UNB	S&J
Beverly 97-A Sewer Reserve	08/28/97				6,590.20			
Beverly 12-A Water Revenue	08/29/12	0.000 - 0.000	3,800,000	3,134,993	13,053.63	03/44	MBC - BPH	S&J
Beverly 12-A Water Reserve	08/29/12				69,588.16			
Big Bend PSD 98 Sewer Revenue	05/13/98	0.000 - 0.000	208,920	99,803	943.21	03/38	MBC - UNB	JTP
Big Bend PSD 98 Sewer Reserve	05/13/98				5,547.51			
Big Bend PSD 13-A Water Reserve	06/17/13				7,977.00			
Bingamon PSD 05-A Water Reserve	08/24/05				22,712.62			
Birch River PSD 09-A Water Reserve	10/19/09				26,341.06			
Birch River PSD 14-A Water Reserve	12/22/14				2,771.44			

ACCOUNT NAME	ISSUE DATE	INTEREST RATE	ORIGINAL ISSUANCE	OUTSTANDING 6/30/2019	ACCT BALANCE 6/30/2019	LAST DEBT	PAYING AGENT	BOND COUNSEL
Bluefield 00-A Sewer Revenue	07/13/00	0.000 - 0.000	307,000	26,859	1,858.10	03/21	MBC - DEP	VLF
Bluefield 00-A Sewer Reserve	07/13/00				15,971.79			
Bluefield 13-A Sewer Revenue	06/27/13	0.500 - 0.500	1,358,924	1,146,344	5,208.72	06/44	MBC - DEP	S&J
Bluefield 13-A Sewer Reserve	06/27/13				25,558.93			
Bluefield 99-A (Series 98-A) Sewer Revenue	05/20/99	0.000 - 0.000	1,116,645	111,664	6,687.56	06/21	MBC - DEP	VLF
Bluefield 99-A (Series 98-A) Sewer Reserve	05/20/99				58,086.07			
Bluewell PSD 00 Water Revenue	08/29/00	0.000 - 0.000	1,275,000	520,625	9,083.78	09/31	MBC - BPH	S&J
Bluewell PSD 00 Water Reserve	08/29/00				44,145.72			
Bluewell PSD 04 Water Reserve	06/30/04				44,325.90			
Bluewell PSD 05-A Water Reserve	04/13/05				19,362.61			
Bluewell PSD 05-B Water Reserve	04/13/05				666.01			
Bluewell PSD 10-A Water Revenue	01/29/10	3.970 - 3.970	300,000	23,907	6,165.58	02/20	MBC-BBT GOV	S&J
Bluewell PSD 10-A Water Reserve	01/31/10				37,805.03			
Boone County (Danville) PSD 93-A Sewer Revenue	07/30/93	6.750 - 6.750	4,384,319	2,971,069	156,653.72	04/33	MBC - BNY	S&J
Boone County (Danville) PSD 93-A Sewer Reserve	07/30/93				324,801.08			
Boone County PSD 08-A Sewer Revenue	04/16/08	0.000 - 0.000	1,200,000	896,080	3,080.72	03/48	MBC - UNB	S&J
Boone County PSD 08-A Sewer Reserve	04/16/08				31,990.22			
Boone County PSD 00-A Water Revenue	04/26/00	0.000 - 0.000	2,130,000	852,000	13,960.54	06/31	MBC - BPH	S&J
Boone County PSD 00-A Water Reserve	04/26/00				0		LOC	06/01/2031
Boone County PSD 00-B Water Revenue	04/26/00	0.000 - 0.000	4,909,161	2,628,776	21,590.07	03/40	MBC - UNB	S&J
Boone County PSD 00-B Water Reserve	04/26/00				0		LOC	03/01/2040
Boone County PSD 10-A Water Revenue	10/14/10	0.000 - 0.000	1,062,000	862,001	4,710.53	09/50	MBC - UNB	S&J
Boone County PSD 10-A Water Reserve	10/14/10				0		LOC	06/01/2022
Boone-Raleigh PSD 94-A Sewer Revenue	07/20/94	6.750 - 6.750	1,543,981	1,052,324	60,073.14	10/33	MBC - BNY	JK
Boone-Raleigh PSD 94-A Sewer Reserve	07/20/94				115,233.37			
Bradley PSD 02-A Sewer Revenue	06/25/02	0.000 - 0.000	293,000	134,270	2,235.04	03/33	MBC - DEP	G&G
Bradley PSD 02-A Sewer Reserve	06/25/02				10,143.06			

ACCOUNT NAME	ISSUE DATE	INTEREST RATE	ORIGINAL ISSUANCE	OUTSTANDING 6/30/2019	ACCT BALANCE 6/30/2019	LAST DEBT	PAYING AGENT	BOND COUNSEL
Bradley PSD 05-A Sewer Refunding Revenue	01/14/05	0.000 - 0.000	6,192,677	3,560,789	19,738.73	09/36	MBC - DEP	G&G
Bradley PSD 05-A Sewer Refunding Reserve	01/14/05				213,245.10			
Bradley PSD 17-A Sewer Refunding Revenue	06/08/17	2.400 - 3.500	2,640,000	2,395,000	74,421.43	03/33	MBC - DTC	S&J
Bradley PSD 17-A Sewer Refunding Reserve	06/06/17				221,279.99			
Bradshaw 93-A Sewer Revenue	03/31/93	7.750 - 7.750	245,806	161,444	10,745.27	10/31	MBC - BNY	S&J
Bradshaw 93-A Sewer Reserve	03/31/93				20,380.27			
Bradshaw 93-B Sewer Revenue	03/31/93	0.000 - 0.000	8,194	2,731	185.94	10/31	MBC - BNY	S&J
Bradshaw 93-B Sewer Reserve	03/31/93				238.74			
Branchland/Midkiff PSD 09-A Water Revenue	06/24/09	0.000 - 0.000	4,100,000	3,174,180	9,488.32	06/49	MBC - UNB	S&J
Branchland/Midkiff PSD 09-A Water Reserve	06/24/09				109,891.88			
Branchland/Midkiff PSD 11-A Water Revenue	12/22/11	0.000 - 0.000	1,247,000	1,052,648	2,894.20	12/51	MBC - UNB	S&J
Branchland/Midkiff PSD 11-A Water Reserve	12/22/11				33,643.46			
Branchland/Midkiff PSD 98 Water Revenue	07/29/98	0.000 - 0.000	1,280,000	627,613	2,952.65	06/38	MBC - UNB	G&G
Branchland/Midkiff PSD 98 Water Reserve	07/29/98				34,307.22			
Braxton County Schools 16 Refunding GO	06/30/16	2.000 - 5.000	11,860,000	9,535,000	231,582.35	05/29	MBC - DTC	BR
Braxton County Schools 16 Ref GO Sur Col	06/30/16				482,289.28			
Brooke County PSD 03-A Sewer Revenue	10/10/03	0.000 - 0.000	606,211	316,323	4,834.25	03/35	MBC - DEP	BR
Brooke County PSD 03-A Sewer Reserve	10/10/03				29,071.68			
Brooke County PSD 10-A Sewer Revenue	03/18/10	0.000 - 0.000	2,517,800	2,037,415	5,951.59	03/50	MBC - UNB	S&J
Brooke County PSD 10-A Sewer Reserve	03/18/10				50,186.82			
Brooke County PSD 15-A Sewer Revenue	06/02/15	1.000 - 1.000	1,000,000	927,629	3,507.39	12/46	MBC - UNB	S&J
Brooke County PSD 15-A Sewer Reserve	06/02/15				10,201.15			
Brooke County PSD 18-A Sewer Revenue	09/20/18	0.750 - 0.750	2,695,000	1,626,026	0	09/48	MBC - DEP	S&J
Brooke County PSD 18-A Sewer Reserve	09/20/18				0			
Brooke County PSD 97-B Sewer Revenue	12/09/97	0.000 - 0.000	2,163,971	1,039,830	10,737.49	12/37	MBC - UNB	JK
Brooke County PSD 97-B Sewer Reserve	12/09/97				75,026.11			
Brooke County PSD 97-C Sewer Revenue	12/09/97	1.000 - 1.000	450,000	444,537	2,226.11	12/37	MBC - UNB	JK

ACCOUNT NAME	ISSUE DATE	INTEREST RATE	ORIGINAL ISSUANCE	OUTSTANDING 6/30/2019	ACCT BALANCE 6/30/2019	LAST DEBT	PAYING AGENT	BOND COUNSEL
Brooke County PSD 97-C Sewer Reserve	12/09/97				26,657.11			
Brooke County PSD 03-A Water Revenue	10/10/03	0.000 - 0.000	764,000	475,051	2,033.91	09/43	MBC - UNB	BR
Brooke County PSD 03-A Water Reserve	10/10/03				20,882.67			
Brooke County Schools 15 GO	05/05/15	2.000 - 4.000	15,000,000	11,765,000	80,285.49	06/30	MBC - DTC	G&G
Brooke County Schools 15 GO Surplus Collections	05/05/15				439,872.64			
Brooke County Schools 83 GO Bank Fee	02/01/83				344.04			
Buckhannon 09-A Sewer Refunding Revenue	04/23/09	4.230 - 4.230	2,004,608	941,614	29,457.14	10/25	MBC-BBT GOV	JK
Buckhannon 86-B Sewer Revenue	03/12/86	0.000 - 0.000	1,081,160	189,203	55,326.21	10/25	MBC - BNY	VLF
Buckhannon 86-B Sewer Reserve	03/12/86				53,626.04			
Buckhannon 16-A Water Revenue	02/18/16	1.500 - 4.000	3,755,000	3,445,000	95,316.40	03/36	MBC - DTC	VLF
Buckhannon 16-A Water Reserve	02/18/16				281,156.82			
Buffalo Creek PSD 15-A Sewer Reserve	03/06/15				34,777.65			
Buffalo Creek PSD 15-B Sewer Reserve	03/06/15				8,091.78			
Buffalo Creek PSD 90-A Sewer Revenue	07/24/90	8.100 - 8.100	438,497	266,131	19,017.01	10/29	MBC - BNY	S&J
Buffalo Creek PSD 90-A Sewer Reserve	07/24/90				37,461.00			
Buffalo Creek PSD 98-A Sewer Revenue	10/22/98	2.000 - 2.000	1,797,894	54,238	60,350.55	12/19	MBC - DEP	JK
Buffalo 10-A Sewer Revenue	11/09/10	0.000 - 0.000	440,312	369,947	829.56	12/37	MBC - UNB	S&J
Buffalo 10-A Sewer Reserve	11/09/10				34,894.41			
Buffalo 90-A Sewer Revenue	09/06/90	8.100 - 8.100	280,168	170,040	12,339.91	10/29	MBC - BNY	JK
Buffalo 90-A Sewer Reserve	09/06/90				24,211.52			
Buffalo 90-B Sewer Revenue	09/06/90	0.000 - 0.000	12,652	3,662	407.85	10/29	MBC - BNY	JK
Buffalo 90-B Sewer Reserve	09/06/90				534.62			
Buffalo 90-C Sewer Reserve	09/06/90				26,827.34			
Buffalo 97-B Lot 2 Sewer Revenue	12/04/97	0.000 - 0.000	768,395	366,846	3,542.53	12/37	MBC - UNB	S&J
Buffalo 97-B Sewer Revenue	12/04/97	0.000 - 0.000	1,263,797	603,361	3,878.43	12/37	MBC - UNB	S&J
Buffalo 97-B Sewer Reserve	12/04/97				56,363.69			
Buffalo 97-C Sewer Revenue	12/04/97	0.000 - 0.000	600,000	592,000	5,014.49	12/37	MBC - UNB	S&J

ACCOUNT NAME	ISSUE DATE	INTEREST RATE	ORIGINAL ISSUANCE	OUTSTANDING 6/30/2019	ACCT BALANCE 6/30/2019	LAST DEBT	PAYING AGENT	BOND COUNSEL
Buffalo 97-C Sewer Reserve	12/04/97				33,110.66			
Burnsville 15-A Water Revenue	11/20/15	1.000 - 1.000	2,410,063	2,264,630	7,719.76	09/55	MBC - UNB	S&J
Burnsville 15-A Water Reserve	11/20/15				16,119.63			
Cabell County Schools 15 Refunding GO	10/06/15	2.000 - 5.000	29,120,000	10,340,000	666,874.42	05/21	MBC - DTC	S&J
Cabell County Schools 15 Refunding GO Sur Col	10/06/15				2,762,312.05			
Cairo 94 Sewer Reserve	01/04/95				13,943.03			
Calhoun County Schools 11 GO	07/21/11	3.250 - 4.200	3,560,000	2,555,000	267,462.56	06/31	MBC - DTC	G&G
Camden-on-Gauley 97-B Sewer Revenue	08/28/97	0.000 - 0.000	555,400	257,992	2,456.03	06/37	MBC - UNB	JK
Camden-on-Gauley 97-B Sewer Reserve	08/28/97				14,797.27			
Camden-on-Gauley 13-A Water Revenue	05/24/13	0.000 - 0.000	880,500	733,740	3,035.27	06/44	MBC - BPH	S&J
Camden-on-Gauley 13-A Water Reserve	05/24/13				49,007.10			
Cameron 00-A Sewer Revenue	07/13/00	0.000 - 0.000	2,530,188	1,398,260	11,251.53	06/40	MBC - UNB	S&J
Cameron 00-A Sewer Reserve	07/13/00				68,975.59			
Canaan Valley PSD 10-A Sewer Revenue	01/22/10	0.000 - 0.000	2,965,216	2,379,976	6,856.52	12/49	MBC - DEP	S&J
Canaan Valley PSD 10-A Sewer Reserve	01/22/10				61,148.61			
Capon Bridge 13-A Water Revenue	10/02/13	0.000 - 0.000	1,989,000	1,723,800	6,874.27	06/45	MBC - BPH	S&J
Capon Bridge 13-A Water Reserve	10/02/13				152,230.73			
Carpendale 91-A Sewer Revenue	10/10/91	7.750 - 7.750	968,298	635,974	48,495.40	10/31	MBC - BNY	S&J
Carpendale 91-A Sewer Reserve	10/10/91				80,282.93			
Carpendale 91-B Sewer Revenue	10/10/91	0.000 - 0.000	32,277	10,759	931.3	10/31	MBC - BNY	S&J
Carpendale 91-B Sewer Reserve	10/10/91				987.9			
Carpendale 94 Water Revenue	04/22/94	6.750 - 6.750	801,000	542,804	35,749.95	10/33	MBC - BNY	S&J
Carpendale 94 Water Reserve	04/22/94				59,339.42			
Cedar Grove 02 Sewer Revenue	07/31/02	0.000 - 0.000	1,500,000	700,000	9,082.10	06/33	MBC - DEP	S&J
Cedar Grove 02 Sewer Reserve	07/31/02				50,924.05			
Cedar Grove 94 Sewer Revenue	09/02/94	6.750 - 6.750	222,000	151,308	8,657.12	10/33	MBC - BNY	JK
Cedar Grove 94 Sewer Reserve	09/02/94				16,540.43			

ACCOUNT NAME	ISSUE DATE	INTEREST RATE	ORIGINAL ISSUANCE	OUTSTANDING 6/30/2019	ACCT BALANCE 6/30/2019	LAST DEBT	PAYING AGENT	BOND COUNSEL
Cedar Grove 81 (Series 79) Water Revenue	04/01/81	5.000 - 5.000	535,000	59,218	12,213.30	04/21	GMAC-CPLT1	JK
Cedar Grove 81 (Series 79) Water Reserve	04/01/81				31,953.25			
Cedar Grove 81 (Series 79) Water R&R	04/01/81				1,709.32			
Center PSD 05-A Sewer Revenue	08/30/05	0.000 - 0.000	197,500	131,666	423.27	06/45	MBC - UNB	S&J
Center PSD 05-A Sewer Reserve	08/30/05				5,064.00			
Center PSD 89-A Sewer Revenue	11/22/89	8.400 - 8.400	1,415,213	869,878	56,664.27	10/29	MBC - BNY	S&J
Center PSD 89-A Sewer Reserve	11/22/89				124,225.00			
Center PSD 89-B Sewer Revenue	11/22/89	0.000 - 0.000	209,787	59,171	4,034.36	10/29	MBC - BNY	S&J
Center PSD 89-B Sewer Reserve	11/22/89				5,380.00			
Central Boaz PSD 17-A Sewer Revenue	08/08/17	0.250 - 0.250	2,995,000	2,955,261	7,231.84	06/57	MBC - DEP	BR
Central Boaz PSD 17-A Sewer Reserve	08/08/17				2,745.64			
Central Boaz PSD 88-A Sewer Revenue	05/19/88	9.000 - 9.000	692,181	358,354	33,001.58	10/26	MBC - BNY	BR
Central Boaz PSD 88-A Sewer Reserve	05/19/88				65,497.89			
Central Boaz PSD 88-B Sewer Revenue	05/19/88	0.000 - 0.000	248,215	52,256	4,993.69	10/26	MBC - BNY	BR
Central Boaz PSD 88-B Sewer Reserve	05/19/88				6,772.40			
Central Boaz PSD 12-A Water Reserve	06/27/12				33,731.59			
Central Boaz PSD 12-B Water Reserve	06/27/12				2,891.23			
Central Hampshire PSD 05-A Sewer Revenue	03/11/05	0.000 - 0.000	1,725,000	1,725,000	0	03/39	MBC - UNB	S&J
Central Hampshire PSD 05-A Sewer Reserve	03/11/05				0			
Central Hampshire PSD 05-B Sewer Revenue	03/11/05	0.000 - 0.000	1,599,500	1,319,688	2,685.36	03/39	MBC - UNB	S&J
Central Hampshire PSD 05-B Sewer Reserve	03/11/05				25,595.00			
Central Hampshire PSD 05-C Sewer Revenue	03/11/05	0.000 - 0.000	220,203	146,328	670.01	03/45	MBC - UNB	S&J
Central Hampshire PSD 05-C Sewer Reserve	03/11/05				5,683.00			
Central Hampshire PSD 99-A Sewer Revenue	04/27/99	0.000 - 0.000	2,836,000	177,250	17,912.50	09/20	MBC - DEP	S&J
Central Hampshire PSD 99-A Sewer Reserve (R)*	04/27/99				141,800.00			
Central Hampshire PSD 06-A Water Reserve	06/30/06				95,535.45			
Central Hampshire PSD (GSV) 06-B Water Reserve	06/30/06				32,363.12			

ACCOUNT NAME	ISSUE DATE	INTEREST RATE	ORIGINAL ISSUANCE	OUTSTANDING 6/30/2019	ACCT BALANCE 6/30/2019	LAST DEBT	PAYING AGENT	BOND COUNSEL
Central Hampshire PSD (GSV) 06-A Water Reserve	06/29/06				34,722.78			
Century-Volga PSD 03-A Water Reserve	06/13/03				15,631.10			
Century-Volga PSD 09-A Water Revenue	12/22/09	0.000 - 0.000	700,000	554,528	3,169.53	12/49	MBC - UNB	S&J
Century-Volga PSD 09-A Water Reserve	12/22/09				18,963.14			
Ceredo 11-A Sewer Revenue	03/02/11	0.000 - 0.000	534,900	435,459	2,468.66	03/51	MBC - DEP	S&J
Ceredo 11-A Sewer Reserve	03/02/11				11,697.78			
Ceredo 91-A Sewer Revenue	07/10/91	8.100 - 8.100	618,069	375,120	32,492.75	10/29	MBC - BNY	JK
Ceredo 91-A Sewer Reserve	07/10/91				53,413.13			
Ceredo 91-B Sewer Revenue	07/10/91	0.000 - 0.000	27,906	8,078	1,947.04	10/29	MBC - BNY	JK
Ceredo 91-B Sewer Reserve	07/10/91				911.7			
Ceredo 07-A Water Revenue	06/14/07	0.000 - 0.000	2,700,000	1,777,500	18,261.38	03/39	MBC - BPH	S&J
Ceredo 07-A Water Reserve	06/14/07				93,500.25			
Chapmanville 13-A Water & Sewer Revenue	12/12/13	0.000 - 0.000	400,000	353,833	1,018.35	12/53	MBC - DEP	JK
Chapmanville 13-A Water & Sewer Reserve	12/12/13				4,839.74			
Chapmanville 14-A Water & Sewer Revenue	05/22/14	0.500 - 0.500	1,505,000	1,340,817	5,217.60	12/45	MBC - BPH	JK
Chapmanville 14-A Water & Sewer Reserve	05/22/14				19,884.06			
Chapmanville 18-A Water & Sewer Revenue	05/31/18	0.500 - 0.500	984,000	596,634	3,163.47	06/49	MBC - BPH	JK
Chapmanville 18-A Water & Sewer Reserve	05/31/18				294.53			
Chapmanville 86-B Water & Sewer Revenue	03/25/86	0.000 - 0.000	99,740	17,455	6,007.33	10/25	MBC - BNY	JK
Chapmanville 86-B Water & Sewer Reserve	03/25/86				3,933.09			
Chapmanville 99-A Water & Sewer Revenue	08/24/99	0.000 - 0.000	140,000	7,000	844.31	06/20	MBC - DEP	JK
Chapmanville 99-A Water & Sewer Reserve	08/24/99				7,873.01			
Charles Town 00-A Water & Sewer Revenue	06/22/00	2.000 - 2.000	3,163,781	467,839	18,981.82	12/21	MBC - DEP	S&J
Charles Town 00-A Water & Sewer Reserve	06/22/00				193,070.67			
Charles Town 02-A Water & Sewer Revenue	08/22/02	5.800 - 5.800	1,100,000	871,564	30,392.91	10/39	MBC - BNY	S&J
Charles Town 02-A Water & Sewer Reserve	08/22/02				73,133.19			
Charles Town 02-B Water & Sewer Revenue	08/22/02	0.000 - 0.000	3,600,000	2,150,649	8,471.25	06/42	MBC - UNB	S&J

ACCOUNT NAME	ISSUE DATE	INTEREST RATE	ORIGINAL ISSUANCE	OUTSTANDING 6/30/2019	ACCT BALANCE 6/30/2019	LAST DEBT	PAYING AGENT	BOND COUNSEL
Charles Town 02-B Water & Sewer Reserve	08/22/02				93,877.38			
Charles Town 10-A Water & Sewer Revenue	01/13/10	2.000 - 2.000	912,458	579,533	5,026.29	03/31	MBC - BPH	S&J
Charles Town 10-A Water & Sewer Reserve	01/13/10				55,684.50			
Charles Town 10-B Water & Sewer Revenue	01/13/10	2.000 - 2.000	100,000	63,513	550.48	03/31	MBC - BPH	S&J
Charles Town 10-B Water & Sewer Reserve	01/13/10				6,103.73			
Charles Town 10-C Water & Sewer Revenue	12/02/10	0.000 - 0.000	1,250,000	916,656	4,060.30	06/41	MBC - DEP	S&J
Charles Town 10-C Water & Sewer Reserve	12/02/10				41,830.24			
Charles Town 10-D Water & Sewer Revenue	12/02/10	0.000 - 0.000	500,000	366,656	1,624.60	06/41	MBC - DEP	S&J
Charles Town 10-D Water & Sewer Reserve	12/02/10				16,733.06			
Charles Town 11-A Water & Sewer Revenue	07/22/11	0.000 - 0.000	13,147,192	5,508,203	24,122.02	06/41	MBC - DEP	S&J
Charles Town 11-A Water & Sewer Reserve	07/22/11				164,476.75			
Charles Town 13-A Water & Sewer Revenue	06/27/13	0.500 - 0.500	591,977	504,057	2,917.80	09/44	MBC - DEP	S&J
Charles Town 13-A Water & Sewer Reserve	06/27/13				21,344.59			
Charles Town 13-B Water & Sewer Revenue	10/01/13	3.000 - 5.300	2,970,000	2,690,000	82,232.60	10/43	MBC - DTC	S&J
Charles Town 13-B Water & Sewer Reserve	10/01/13				195,209.49			
Charles Town 14-A Water & Sewer Revenue	06/18/14	0.500 - 0.500	4,058,900	3,647,993	22,138.15	03/46	MBC - DEP	S&J
Charles Town 14-A Water & Sewer Reserve	06/18/14				49,841.52			
Charles Town 14-C Water & Sewer Revenue	10/31/14	2.500 - 4.750	820,000	685,000	27,486.96	12/32	MBC - DTC	S&J
Charles Town 14-C Water & Sewer Reserve	10/31/14				69,813.31			
Charles Town 14-D Water & Sewer Revenue	10/31/14	3.000 - 5.000	1,445,000	1,040,000	16,339.11	06/28	MBC - DTC	S&J
Charles Town 14-D Water & Sewer Reserve	10/31/14				145,064.01			
Charles Town 14-E Water & Sewer Revenue	10/31/14	1.500 - 3.400	1,425,000	920,000	16,975.05	06/26	MBC - DTC	S&J
Charles Town 14-E Water & Sewer Reserve	10/31/14				143,056.21			
Charles Town 15-A Water & Sewer Refunding Revenue	11/19/15	1.500 - 3.500	2,750,000	2,345,000	96,252.58	12/32	MBC - DTC	S&J
Charles Town 15-B Water & Sewer Refunding Revenue	11/19/15	1.500 - 4.000	4,355,000	3,410,000	284,496.26	10/28	MBC - DTC	S&J
Charles Town 15-B Water & Sewer Refunding Reserve	11/19/15				0		SB	10/01/2028
Charles Town 16-A Water & Sewer Revenue	03/17/16	1.600 - 4.500	7,695,000	7,230,000	150,607.90	03/46	MBC - DTC	S&J

ACCOUNT NAME	ISSUE DATE	INTEREST RATE	ORIGINAL ISSUANCE	OUTSTANDING 6/30/2019	ACCT BALANCE 6/30/2019	LAST DEBT	PAYING AGENT	BOND COUNSEL
Charles Town 16-A Water & Sewer Reserve	03/17/16				0		SB	03/01/2046
Charles Town 16-B Water & Sewer Revenue	08/18/16	1.500 - 4.000	3,895,000	3,895,000	14,053.03	06/46	MBC - DTC	S&J
Charles Town 16-B Water & Sewer Reserve	08/18/16				0		SB	06/01/2046
Charles Town 18-A3 (JEP 98-C) Water & Sewer Revenue	12/27/18	1.000 - 1.000	662,039	662,039	3,198.25	06/38	MBC - UNB	S&J
Charles Town 18-A3 (JEP 98-C) Water & Sewer Res	12/27/18				38,316.90			
Charles Town 18-A4 (JEP 99-A) Water & Sewer Revenue	12/27/18	0.000 - 0.000	378,363	135,579	2,961.88	03/30	MBC - DEP	S&J
Charles Town 18-A4 (JEP 99-A) Water & Sewer Res	12/27/18				12,636.81			
Charles Town 18-A5 (JEP 00-A) Water & Sewer Revenue	12/27/18	0.000 - 0.000	1,154,889	481,200	8,123.71	12/31	MBC - DEP	S&J
Charles Town 18-A5 (JEP 00-A) Water & Sewer Res	12/27/18				38,571.73			
Charles Town 18-A6 (JEP 08-A) Water & Sewer Revenue	12/27/18	0.000 - 0.000	2,005,000	1,303,224	6,450.70	12/38	MBC - DEP	S&J
Charles Town 18-A6 (JEP 08-A) Water & Sewer Res	12/27/18				66,967.48			
Charles Town 18-A7 (JEP 14-A) Water & Sewer Revenue	12/27/18	0.500 - 0.500	985,350	870,106	3,414.59	09/45	MBC - BPH	S&J
Charles Town 18-A7 (JEP 14-A) Water & Sewer Res	12/27/18				13,936.36			
Charles Town 18-A (JEP 88-B) Water & Sewer Revenue	12/27/18	0.000 - 0.000	425,767	109,174	11,322.87	10/28	MBC - BNY	S&J
Charles Town 18-A (JEP 88-B) Water & Sewer Reserve	12/27/18				11,207.51			
Charles Town 18-B Water & Sewer Revenue	12/27/18	2.250 - 3.500	3,065,000	3,065,000	26,707.93	06/33	MBC - DTC	S&J
Charles Town 18-B Water & Sewer Reserve	12/27/18				0		SB	06/01/2033
Charles Town 87-B Water & Sewer Revenue	11/18/87	0.000 - 0.000	413,629	87,080	8,493.65	10/26	MBC - BNY	S&J
Charles Town 87-B Water & Sewer Reserve	11/18/87				10,929.12			
Charles Town 88-B (B2) Water & Sewer Revenue	05/20/88	0.000 - 0.000	558,000	143,068	11,118.83	10/28	MBC - BNY	S&J
Charles Town 88-B (B2) Water & Sewer Reserve	05/20/88				14,364.68			
Charles Town 88-B (B1) Water & Sewer Revenue	05/04/88	0.000 - 0.000	295,916	75,864	5,923.26	10/28	MBC - BNY	S&J
Charles Town 88-B (B1) Water & Sewer Reserve	05/04/88				7,618.05			
Charles Town 89-B Water & Sewer Revenue	04/13/89	0.000 - 0.000	117,480	33,135	2,327.02	10/29	MBC - BNY	S&J
Charles Town 89-B Water & Sewer Reserve	04/13/89				3,024.93			
Charles Town 98 Water & Sewer Design Revenue	09/29/98	2.000 - 2.000	437,601	6,617	7,282.28	09/19	MBC - DEP	S&J
Charleston 01-B Sewer Revenue	05/22/01	7.850 - 7.850	823,741	523,506	47,455.98	10/29	MBC - BNY	JK

ACCOUNT NAME	ISSUE DATE	INTEREST RATE	ORIGINAL ISSUANCE	OUTSTANDING 6/30/2019	ACCT BALANCE 6/30/2019	LAST DEBT	PAYING AGENT	BOND COUNSEL
Charleston 01-B Sewer Reserve	05/22/01				73,356.32			
Charleston 01-C Sewer Revenue	05/22/01	0.000 - 0.000	30,491	11,566	1,198.45	10/29	MBC - BNY	JK
Charleston 01-C Sewer Reserve	05/22/01				1,394.44			
Charleston 04-A Sewer Revenue	03/23/04	2.000 - 2.000	9,835,120	3,372,351	113,624.78	06/25	MBC - DEP	JK
Charleston 04-A Sewer Reserve	03/23/04				602,435.94			
Charleston 05-A Sewer Revenue	05/05/05	5.050 - 5.050	36,617,310	30,854,635	958,256.44	10/44	MBC - BNY	JK
Charleston 05-A Sewer Reserve	05/05/05				2,173,977.57			
Charleston 05-B1 Sewer Revenue	05/05/05	2.000 - 2.000	1,822,690	1,363,229	41,098.04	10/44	MBC-BBT/WDA	JK
Charleston 08-A Sewer Revenue	06/26/08	2.000 - 2.000	9,000,000	5,280,173	57,740.94	03/30	MBC - DEP	JK
Charleston 08-A Sewer Reserve	06/26/08				551,281.30			
Charleston 11-A Sewer Revenue	12/13/11	2.000 - 2.000	25,877,009	19,462,252	158,246.40	09/33	MBC - DEP	JK
Charleston 11-A Sewer Reserve	12/13/11				1,585,059.32			
Charleston 13-A Sewer Revenue	03/27/13	0.000 - 0.000	9,799,296	6,895,957	54,736.41	06/31	MBC - DEP	JK
Charleston 13-A Sewer Reserve	03/27/13				603,349.88			
Charleston 16-A Sewer Revenue	09/22/16	1.550 - 4.000	13,145,000	12,255,000	744,514.91	07/36	MBC - DTC	JK
Charleston 16-A Sewer Reserve	09/22/16				0		SB	07/01/2036
Charleston 89-A Sewer Revenue	03/21/89	8.400 - 8.400	1,912,194	1,175,353	107,233.98	10/29	MBC - BNY	JK
Charleston 89-A Sewer Reserve	03/21/89				169,133.98			
Charleston 89-B Sewer Revenue	03/21/89	0.000 - 0.000	283,458	79,950	7,752.23	10/29	MBC - BNY	JK
Charleston 89-B Sewer Reserve	03/21/89				7,624.13			
Charleston 89-C Sewer Revenue	11/21/89	8.400 - 8.400	829,856	510,081	46,637.95	10/29	MBC - BNY	JK
Charleston 89-C Sewer Reserve	11/21/89				73,400.65			
Charleston 89-D Sewer Revenue	11/21/89	0.000 - 0.000	123,015	34,697	3,379.92	10/29	MBC - BNY	JK
Charleston 89-D Sewer Reserve	11/21/89				4,350.68			
Charleston 99-A Sewer Revenue	06/22/99	8.380 - 8.380	686,229	363,994	44,809.89	10/26	MBC - BNY	JK
Charleston 99-A Sewer Reserve	06/22/99				64,751.95			
Charleston 99-B Sewer Revenue	06/22/99	0.000 - 0.000	132,072	37,736	38,024.82	10/26	MBC - BNY	JK

ACCOUNT NAME	ISSUE DATE	INTEREST RATE	ORIGINAL ISSUANCE	OUTSTANDING 6/30/2019	ACCT BALANCE 6/30/2019	LAST DEBT	PAYING AGENT	BOND COUNSEL
Chas-Kanawha County Reg Devel Auth 00-A Water Revenue	01/27/00	4.350 - 6.375	8,705,000	6,715,000	151,305.37	06/39	MBC - BNY	VLF
Chas-Kanawha County Reg Devel Auth 05-A Water Res	06/28/05				37,455.45			
Chas-Kanawha County Reg Devel Auth 09-A Water Res	04/16/09				23,657.23			
Chas-Kanawha County Reg Devel Auth 09-B Water Revenue	06/29/09	0.000 - 0.000	167,300	110,443	1,031.12	12/48	MBC - UNB	S&J
Chas-Kanawha County Reg Devel Auth 09-B Water Res	06/29/09				0		LOC	12/01/2048
Charleston 09-A Civic Center Imp Revenue	12/17/09	3.000 - 4.400	3,275,000	1,565,000	144,663.83	12/24	MBC - DTC	JK
Charleston 98 Civic Center Imp Revenue	09/01/98	4.600 - 5.100	3,635,000	1,110,000	211,743.97	09/23	MBC - DTC	G&G
Chester 18 Water & Sewer Revenue	02/23/18	3.780 - 3.780	1,425,000	1,047,078	38,854.49	03/33	WESBK-WHEEL	JK
Chester 18 Water & Sewer Reserve	02/23/18				131,350.31			
Chester 88-A Water & Sewer Revenue	07/06/88	9.000 - 9.000	1,133,851	678,448	50,274.81	10/28	MBC - BNY	S&J
Chester 88-A Water & Sewer Reserve	07/06/88				106,947.63			
Chester 88-B Water & Sewer Revenue	07/06/88	0.000 - 0.000	283,463	72,691	5,677.43	10/28	MBC - BNY	S&J
Chester 88-B Water & Sewer Reserve	07/06/88				7,545.98			
Chestnut Ridge PSD 14-A Water Revenue	08/12/14	0.000 - 0.000	1,075,000	983,649	2,528.86	06/31	MBC - UNB	S&J
Chestnut Ridge PSD 14-A Water Reserve	08/12/14				9,609.54			
Chestnut Ridge PSD 95 Water Revenue	10/10/95	6.750 - 6.750	185,000	126,108	8,323.69	10/33	MBC - BNY	S&J
Chestnut Ridge PSD 95 Water Reserve	10/10/95				13,787.21			
Clarksburg 09-A Sewer Revenue	07/08/09	0.000 - 0.000	1,000,000	550,000	9,318.14	06/30	MBC - DEP	S&J
Clarksburg 09-A Sewer Reserve	07/08/09				52,164.29			
Clarksburg 14-A Sewer Revenue	01/09/14	0.500 - 0.500	12,000,000	10,596,514	51,148.97	09/45	MBC - DEP	S&J
Clarksburg 14-A Sewer Reserve	01/09/14				169,938.12			
Clarksburg 01-A Water Revenue	04/23/01	2.000 - 2.000	2,383,850	386,799	28,856.97	03/22	MBC - BPH	S&J
Clarksburg 01-A Water Reserve	04/23/01				146,590.39			
Clarksburg 04-A Water Revenue	09/28/04	5.000 - 5.000	1,885,764	768,352	111,598.32	10/24	MBC - BNY	S&J
Clarksburg 04-A Water Reserve	09/28/04				153,134.80			
Clarksburg 13-A Water Refunding Revenue	04/26/13	1.000 - 2.200	9,220,000	925,000	911,866.77	09/19	MBC - DTC	S&J
Clarksburg 13-A Water Refunding Reserve	04/26/13				932,689.17			

ACCOUNT NAME	ISSUE DATE	INTEREST RATE	ORIGINAL ISSUANCE	OUTSTANDING 6/30/2019	ACCT BALANCE 6/30/2019	LAST DEBT	PAYING AGENT	BOND COUNSEL
Clarksburg 14-A Water Revenue	11/06/14	1.500 - 4.500	3,965,000	3,245,000	63,805.84	06/34	MBC - DTC	S&J
Clarksburg 14-A Water Reserve	11/06/14				295,465.95			
Clay County PSD 05-A Water Reserve	12/19/05				33,504.79			
Clay County PSD 17-A Water Revenue	09/20/17	1.000 - 1.000	740,000	446,287	2,719.68	09/57	MBC - UNB	S&J
Clay County PSD 17-A Water Reserve	09/20/17				774.99			
Clay County PSD 94-B Water Revenue	10/21/94	6.750 - 6.750	333,000	226,961	13,514.46	10/33	MBC - BNY	JK
Clay County PSD 94-B Water Reserve	10/21/94				24,812.10			
Clay 09-A Water & Sewer Reserve	10/16/09				36,472.28			
Clay 09-B Water & Sewer Revenue	10/16/09	0.000 - 0.000	550,000	432,124	2,481.09	09/49	MBC - UNB	G&G
Clay 09-B Water & Sewer Reserve	10/16/09				4,757.39			
Clay 98-B Water & Sewer Revenue	03/27/98	0.000 - 0.000	185,000	88,322	1,673.27	12/37	MBC - UNB	S&J
Clay 98-B Water & Sewer Reserve	03/27/98				4,969.67			
Clay-Battelle PSD 15-A Water Revenue	07/22/15	2.500 - 2.500	1,500,000	1,366,107	8,906.17	03/37	MBC - BPH	S&J
Clay-Battelle PSD 15-A Water Reserve	07/22/15				22,759.41			
Clay-Battelle PSD 15-B Water Revenue	07/22/15	0.500 - 0.500	3,879,958	3,608,706	14,344.91	03/47	MBC - BPH	S&J
Clay-Battelle PSD 15-B Water Reserve	07/22/15				33,197.70			
Clay-Roane PSD 04-A Water Revenue	11/12/04	0.000 - 0.000	1,000,000	664,474	2,920.89	09/44	MBC - UNB	G&G
Clay-Roane PSD 04-A Water Reserve	11/12/04				26,621.25			
Clay-Roane PSD 04-B Water Reserve	11/12/04				20,066.07			
Clay-Roane PSD 08 Water Reserve	06/26/08				3,908.82			
Clay-Roane PSD 16-A Water Revenue	11/04/16	1.000 - 1.000	497,798	484,461	1,383.87	09/56	MBC - UNB	S&J
Clay-Roane PSD 16-A Water Reserve	11/04/16				5,271.13			
Clay-Roane PSD 90 Water Reserve	11/05/90				26,827.61			
Clay-Roane PSD 97 Water Reserve	04/04/97				2,233.60			
Claywood Park PSD 01 Sewer Revenue	01/04/01	0.000 - 0.000	1,800,000	765,000	5,441.47	03/32	MBC - DEP	BR
Claywood Park PSD 01 Sewer Reserve (R)*	01/04/01				60,233.59			
Claywood Park PSD 08-A Sewer Revenue	10/27/08	0.000 - 0.000	5,500,000	4,961,210	6,856.77	12/41	MBC - DEP	S&J

ACCOUNT NAME	ISSUE DATE	INTEREST RATE	ORIGINAL ISSUANCE	OUTSTANDING 6/30/2019	ACCT BALANCE 6/30/2019	LAST DEBT	PAYING AGENT	BOND COUNSEL
Claywood Park PSD 08-A Sewer Reserve	10/27/08				54,599.41			
Claywood Park PSD 08-B Sewer Revenue	10/27/08	0.000 - 0.000	1,500,000	1,147,056	3,306.48	09/48	MBC - UNB	S&J
Claywood Park PSD 08-B Sewer Reserve	10/27/08				35,758.04			
Claywood Park PSD 09-A Sewer Revenue	06/18/09	0.000 - 0.000	1,027,500	799,190	2,373.69	03/49	MBC - DEP	S&J
Claywood Park PSD 09-A Sewer Reserve	06/18/09				23,521.88			
Claywood Park PSD 09-C Sewer Revenue	06/18/09	0.000 - 0.000	100,000	77,764	220.86	03/49	MBC - UNB	S&J
Claywood Park PSD 09-C Sewer Reserve	06/18/09				2,283.93			
Claywood Park PSD 15-B Sewer Revenue	02/11/15	0.000 - 0.000	3,040,000	2,840,000	6,753.78	12/54	MBC - UNB	BR
Claywood Park PSD 15-B Sewer Reserve	02/11/15				20,811.36			
Claywood Park PSD 89-A Sewer Revenue	10/10/89	8.400 - 8.400	2,801,862	1,722,199	112,885.70	10/29	MBC - BNY	JK
Claywood Park PSD 89-A Sewer Reserve (R)*	10/10/89				246,903.09			
Claywood Park PSD 89-B Sewer Revenue	10/10/89	0.000 - 0.000	415,340	117,147	8,040.82	10/29	MBC - BNY	JK
Claywood Park PSD 89-B Sewer Reserve (R)*	10/10/89				10,691.61			
Claywood Park PSD 08-A Water Refunding Reserve	05/08/08				148,595.21			
Claywood Park PSD 11-A Water Reserve	04/15/11				78,165.62			
Claywood Park PSD 16-A Water Revenue	06/02/16	0.500 - 0.500	4,343,944	4,074,166	15,606.56	06/47	MBC - BPH	BR
Claywood Park PSD 16-A Water Reserve	06/02/16				33,134.72			
Claywood Park PSD 16-C Water Refunding Revenue	11/10/16	2.000 - 4.000	6,610,000	6,560,000	150,752.26	11/45	MBC - DTC	BR
Claywood Park PSD 16-C Water Refunding Reserve	11/10/16				199,589.68			
Claywood Park PSD 16 Water Refunding Revenue	04/22/16	1.000 - 4.750	2,990,000	2,565,000	142,339.43	11/42	MBC - DTC	BR
Claywood Park PSD 16 Water Refunding Reserve	04/22/16				146,926.93			
Clover PSD 01 Water Reserve	03/07/01				14,360.41			
Clover PSD 12 Water Reserve	02/24/12				20,593.63			
Concord University Twin Towers Dorm-Dh 67 R&R	05/01/67				4,881.02			
Cool Ridge-Flat Top PSD 07-A Water Reserve	03/01/07				42,993.40			
Cool Ridge-Flat Top PSD 07-B Water Reserve	03/01/07				70,701.82			
Coons Run PSD 10-A Water Revenue	01/27/10	0.000 - 0.000	1,200,000	870,000	6,368.74	03/41	MBC - BPH	S&J

ACCOUNT NAME	ISSUE DATE	INTEREST RATE	ORIGINAL ISSUANCE	OUTSTANDING 6/30/2019	ACCT BALANCE 6/30/2019	LAST DEBT	PAYING AGENT	BOND COUNSEL
Coons Run PSD 10-A Water Reserve	01/27/10				37,300.39			
Cottageville PSD 16 Sewer Reserve	12/12/16				1,387.26			
Cottageville PSD 99 Sewer Revenue	02/24/99	2.000 - 2.000	429,090	32,120	3,087.90	09/20	MBC - DEP	G&G
Cottageville PSD 99 Sewer Reserve	02/24/99				26,385.25			
Cottageville PSD 09 Water Reserve	04/03/09				18,337.29			
Cottageville PSD 83 Water Reserve	10/25/83				26,520.00			
Cottageville PSD 83 Water Depreciation	03/15/90				5,401.45			
Cottageville PSD 90-A Water Reserve	03/15/90				57,396.00			
Cottageville PSD 90-A Water Depreciation	10/25/83				3,884.10			
Cottageville PSD 90-B Water Reserve	03/21/89				8,724.00			
Cottageville PSD 90-B Water Depreciation	10/21/80				3,769.24			
Cowen PSD 04-A Water & Sewer Revenue	12/29/04	0.000 - 0.000	400,000	226,666	4,918.81	06/36	MBC - BPH	S&J
Cowen PSD 04-A Water & Sewer Reserve	12/29/04				13,812.30			
Cowen PSD 04-B Water & Sewer Revenue	12/29/04	2.000 - 2.000	800,000	316,921	15,875.35	06/26	MBC - BPH	S&J
Cowen PSD 04-B Water & Sewer Reserve	12/29/04				49,196.64			
Cowen PSD 13-A Water & Sewer Reserve	03/01/13				24,117.59			
Cowen PSD 13-B Water & Sewer Revenue	06/25/13	0.500 - 0.500	210,000	178,812	2,013.31	09/44	MBC - BPH	JK
Cowen PSD 13-B Water & Sewer Reserve	06/25/13				10,423.89			
Cowen PSD 16-A Water & Sewer Revenue	01/21/16	0.500 - 0.500	2,892,500	2,462,084	11,524.33	06/48	MBC - BPH	JK
Cowen PSD 16-A Water & Sewer Reserve	01/21/16				11,379.68			
Cowen PSD 19-A Water & Sewer BAN	04/18/19	0.000 - 0.000	400,000	137,525	0	10/20	MBC-BBT/WDA	S&J
Crab Orchard-MacArthur PSD 01-A Sewer Revenue	10/03/01	0.000 - 0.000	6,818,600	3,125,170	25,927.24	03/33	MBC - DEP	S&J
Crab Orchard-MacArthur PSD 01-A Sewer Reserve	10/03/01				236,208.82			
Crab Orchard-MacArthur PSD 06-A Sewer Revenue	09/06/06	0.000 - 0.000	1,314,606	821,625	4,234.09	03/38	MBC - DEP	S&J
Crab Orchard-MacArthur PSD 06-A Sewer Reserve	09/06/06				45,541.01			
Crab Orchard-MacArthur PSD 06-B Sewer Revenue	09/06/06	0.000 - 0.000	5,852,000	4,169,044	13,724.15	09/46	MBC - UNB	S&J
Crab Orchard-MacArthur PSD 06-B Sewer Reserve	09/06/06				158,801.73			

ACCOUNT NAME	ISSUE DATE	INTEREST RATE	ORIGINAL ISSUANCE	OUTSTANDING 6/30/2019	ACCT BALANCE 6/30/2019	LAST DEBT	PAYING AGENT	BOND COUNSEL
Crab Orchard-MacArthur PSD 08-A Sewer Refunding Revenue	03/27/08	3.910 - 3.910	3,712,815	1,643,747	25,394.68	10/25	MBC-BBT GOV	BR
Crab Orchard-MacArthur PSD 08-A Sewer Reserve	03/27/08				304,751.10			
Crab Orchard-MacArthur PSD 08-B Sewer Revenue	08/05/08	0.000 - 0.000	275,000	208,474	637.24	06/48	MBC - UNB	S&J
Crab Orchard-MacArthur PSD 08-B Sewer Reserve	08/05/08				7,468.86			
Crab Orchard-MacArthur PSD 08-C Sewer Revenue	12/04/08	0.000 - 0.000	201,487	118,237	890.47	09/32	MBC - DEP	S&J
Crab Orchard-MacArthur PSD 08-C Sewer Reserve	12/04/08				9,191.18			
Crab Orchard-MacArthur PSD 11-A Sewer Revenue	07/22/11	0.000 - 0.000	4,513,128	3,535,268	14,530.98	12/42	MBC - DEP	S&J
Crab Orchard-MacArthur PSD 11-A Sewer Reserve	07/22/11				155,670.47			
Crab Orchard-MacArthur PSD 86-B Sewer Revenue	05/29/86	0.000 - 0.000	161,688	29,021	3,948.77	10/25	MBC - BNY	S&J
Crab Orchard-MacArthur PSD 86-B Sewer Reserve	05/29/86				4,312.78			
Crab Orchard-MacArthur PSD 97-B Sewer Revenue	06/05/97	0.000 - 0.000	1,774,300	825,967	6,468.56	06/37	MBC - UNB	BR
Crab Orchard-MacArthur PSD 97-B Sewer Reserve	06/05/97				47,652.82			
Crab Orchard-MacArthur PSD 99 Sewer Revenue	12/16/99	2.000 - 2.000	478,630	56,903	3,470.80	06/21	MBC - DEP	S&J
Crab Orchard-MacArthur PSD 99 Sewer Reserve	12/16/99				29,433.59			
Craigsville PSD 05-A Sewer Revenue	07/11/05	0.000 - 0.000	1,272,440	864,926	8,514.57	06/45	MBC - UNB	S&J
Craigsville PSD 05-A Sewer Reserve	07/11/05				34,105.79			
Craigsville PSD 86-A Sewer Revenue	02/18/86	9.750 - 9.750	650,000	318,808	44,777.90	10/25	MBC - BNY	S&J
Craigsville PSD 86-A Sewer Reserve	02/18/86				65,700.84			
Craigsville PSD 16-A Water Reserve	02/12/16				55,244.46			
Craigsville PSD 98-A Water Revenue	01/06/98	0.000 - 0.000	1,361,000	645,602	7,967.63	12/37	MBC - UNB	S&J
Craigsville PSD 98-A Water Reserve	01/06/98				35,777.52			
Crum PSD 02-A Water Reserve	05/09/02				50,147.69			
Crum PSD 10-A Water Reserve	03/15/10				59,866.09			
Crum PSD 10-B Water Reserve	03/15/10				33,391.95			
Crum PSD 12-A Water Reserve	02/28/12				40,225.80			
Crum PSD 16-A Water Reserve	11/17/16				794.16			
Crum PSD 16-B Water Revenue	11/17/16	2.000 - 2.000	250,000	242,297	972.15	03/48	MBC - UNB	S&J

ACCOUNT NAME	ISSUE DATE	INTEREST RATE	ORIGINAL ISSUANCE	OUTSTANDING 6/30/2019	ACCT BALANCE 6/30/2019	LAST DEBT	PAYING AGENT	BOND COUNSEL
Crum PSD 16-B Water Reserve	11/17/16				1,500.16			
Crum PSD 93 Water Reserve	09/08/93				8,947.12			
Culloden PSD 03-A Sewer Revenue	07/31/03	0.000 - 0.000	689,000	415,968	5,151.13	06/43	MBC - DEP	S&J
Culloden PSD 03-A Sewer Reserve	07/31/03				19,083.99			
Culloden PSD 03-C Sewer Refunding Revenue	07/31/03	5.000 - 5.000	84,000	13,764	6,420.68	10/20	MBC-BBT/WDA	S&J
Culloden PSD 03-C Sewer Refunding Reserve	07/31/03				7,489.27			
Culloden PSD 04-A Sewer Revenue	12/29/04	0.000 - 0.000	1,100,000	723,871	8,909.69	12/44	MBC - DEP	S&J
Culloden PSD 04-A Sewer Reserve	12/29/04				29,499.42			
Danese PSD 02-A Water Reserve	08/22/02				31,308.32			
Danese PSD 02-A Water Depreciation	08/22/02				2,401.45			
Danese PSD 09-A Water Reserve	09/24/09				57,324.89			
Deckers Creek PSD 17-A Sewer Revenue	01/24/17	3.500 - 3.500	1,907,300	1,759,999	11,528.19	03/37	MBC-OVB:BH	S&J
Deckers Creek PSD 17-A Sewer Reserve	01/24/17				138,486.18			
Delbarton 11-A Sewer Revenue	11/03/11	0.000 - 0.000	3,131,150	2,674,945	7,931.97	09/51	MBC - DEP	JK
Delbarton 11-A Sewer Reserve	11/03/11				47,745.22			
Delbarton 01-A Water Revenue	07/18/01	0.000 - 0.000	258,000	111,800	9,462.31	06/32	MBC - BPH	S&J
Delbarton 01-A Water Reserve	07/18/01				9,202.36			
Doddridge County PSD 18-A Water Revenue	05/07/18	1.000 - 1.000	359,750	341,075	936	03/58	MBC - UNB	S&J
Doddridge County PSD 18-A Water Reserve	05/07/18				11,450.60			
Dunbar 14-A Sewer Revenue	01/09/14	0.500 - 0.500	11,369,412	10,399,888	34,111.65	09/35	MBC - DEP	S&J
Dunbar 14-A Sewer Reserve	01/09/14				144,519.97			
Dunbar 99 Sewer Revenue	08/24/99	0.000 - 0.000	16,152,148	4,814,579	59,537.04	03/27	MBC - DEP	JTP
Dunbar 99 Sewer Reserve (R)*	08/24/99				645,922.79			
Durbin 19-A Sewer BAN	03/05/19	0.000 - 0.000	130,000	101,715	0	09/20	MBC-BBT/WDA	S&J
East Bank 87 Water Reserve	09/09/87				10,116.02			
East View PSD 86-A Sewer Revenue	06/13/86	9.750 - 9.750	340,000	167,165	17,848.95	10/25	MBC - BNY	S&J
East View PSD 86-A Sewer Reserve	06/13/86				34,450.15			

ACCOUNT NAME	ISSUE DATE	INTEREST RATE	ORIGINAL ISSUANCE	OUTSTANDING 6/30/2019	ACCT BALANCE 6/30/2019	LAST DEBT	PAYING AGENT	BOND COUNSEL
Eastern Wyoming PSD 01-A Water Revenue	10/16/01	0.000 - 0.000	360,000	150,000	1,239.44	12/31	MBC - BPH	STB
Eastern Wyoming PSD 01-A Water Reserve	10/16/01				12,444.40			
Eastern Wyoming PSD 04-A Water Revenue	08/24/04	0.000 - 0.000	570,000	313,500	1,962.42	12/35	MBC - BPH	STB
Eastern Wyoming PSD 04-A Water Reserve	08/24/04				19,694.31			
Eastern Wyoming PSD 06-A Water Revenue	01/12/06	0.000 - 0.000	2,570,000	1,563,401	8,837.44	09/37	MBC - BPH	STB
Eastern Wyoming PSD 06-A Water Reserve	01/12/06				88,440.83			
Eastern Wyoming PSD 09-A Water Revenue	10/16/09	0.000 - 0.000	1,000,000	785,698	2,328.74	09/49	MBC - UNB	STB
Eastern Wyoming PSD 09-A Water Reserve	10/16/09				22,368.98			
Eastern Wyoming PSD 14-A Water Revenue	03/25/14	0.000 - 0.000	250,000	219,923	570.68	03/54	MBC - UNB	STB
Eastern Wyoming PSD 14-A Water Reserve	03/25/14				3,151.46			
Eastern Wyoming PSD 15-A Water Revenue	04/16/15	1.000 - 1.000	315,000	297,881	1,702.73	03/55	MBC - UNB	JK
Eastern Wyoming PSD 15-A Water Reserve	04/16/15				2,620.09			
Eastern Wyoming PSD 16-A Water Revenue	03/16/16	1.000 - 1.000	1,278,826	1,098,099	8,067.31	03/56	MBC - UNB	JK
Eastern Wyoming PSD 16-A Water Reserve	03/16/16				7,473.92			
Eastern Wyoming PSD 16-B Water Revenue	10/18/16	1.000 - 1.000	156,917	28,795	2,001.41	09/56	MBC - UNB	JK
Eastern Wyoming PSD 16-B Water Reserve	10/18/16				664.47			
Eastern Wyoming PSD 18-A Water Revenue	09/13/18	2.000 - 2.000	1,358,702	952,355	0	03/50	MBC - UNB	JK
Eastern Wyoming PSD 18-A Water Reserve	09/13/18				0			
Elizabeth 14-A Sewer Revenue	04/03/14	0.000 - 0.000	2,471,733	2,316,573	6,094.34	09/52	MBC - DEP	G&G
Elizabeth 14-A Sewer Reserve	04/03/14				25,992.79			
Elizabeth 82-A Sewer R&R	09/13/82				1,306.98			
Elizabeth 82-B Sewer Revenue	09/13/82	0.000 - 0.000	87,894	2,376	1,827.00	10/19	MBC - BNY	S&J
Elizabeth 99 Sewer Revenue	08/31/99	0.000 - 0.000	108,000	8,100	582.34	12/20	MBC - DEP	G&G
Elizabeth 99 Sewer Reserve	08/31/99				5,574.69			
Elizabeth 02 Water Reserve	02/06/02				20,591.43			
Elizabeth 08 Water Reserve	02/08/08				43,959.93			
Elizabeth 82 Water Reserve	06/09/82				32,371.41			

ACCOUNT NAME	ISSUE DATE	INTEREST RATE	ORIGINAL ISSUANCE	OUTSTANDING 6/30/2019	ACCT BALANCE 6/30/2019	LAST DEBT	PAYING AGENT	BOND COUNSEL
Elizabeth 82 Water Depreciation	06/09/82				67,775.87			
Elk Valley PSD 08-A Sewer Revenue	08/12/08	0.000 - 0.000	18,061,117	13,244,797	109,855.13	06/41	MBC - DEP	G&G
Elk Valley PSD 08-A Sewer Reserve	08/12/08				505,040.18			
Elk Valley PSD 14-A Sewer Revenue	03/13/14	0.500 - 0.500	1,416,459	1,228,470	9,188.07	03/45	MBC - DEP	G&G
Elk Valley PSD 14-A Sewer Reserve	03/13/14				22,998.28			
Elk Valley (Elk-Pinch) PSD 87-A Sewer Revenue	08/20/87	8.380 - 8.380	5,227,400	2,603,783	253,475.91	10/26	MBC - BNY	LFG
Elk Valley (Elk-Pinch) PSD 87-A Sewer Reserve	08/20/87				459,655.00			
Elk Valley (Elk-Pinch) PSD 87-B Sewer Revenue	08/20/87	0.000 - 0.000	1,282,163	269,929	28,510.46	10/26	MBC - BNY	LFG
Elk Valley (Elk-Pinch) PSD 87-B Sewer Reserve	08/20/87				33,742.00			
Elk Valley (Big Sandy) PSD 90-A Sewer Revenue	07/12/90	8.100 - 8.100	1,388,390	842,643	59,497.95	10/29	MBC - BNY	S&J
Elk Valley (Big Sandy) PSD 90-A Sewer Reserve	07/12/90				118,609.00			
Elk Valley (Big Sandy) PSD 90-B Sewer Revenue	07/12/90	0.000 - 0.000	62,701	18,150	2,345.60	10/29	MBC - BNY	S&J
Elk Valley (Big Sandy) PSD 90-B Sewer Reserve	07/12/90				1,651.00			
Elkins Road PSD 04-A Water Reserve	12/20/04				27,540.00			
Elkins Road PSD 04-B Water Revenue	12/20/04	0.000 - 0.000	1,509,788	1,006,525	4,246.14	12/44	MBC - UNB	S&J
Elkins Road PSD 04-B Water Reserve	12/20/04				39,472.80			
Elkins Road PSD 98-A Water Revenue	09/10/98	0.000 - 0.000	2,032,000	1,009,445	5,209.92	09/38	MBC - UNB	S&J
Elkins Road PSD 98-A Water Reserve	09/10/98				52,439.00			
Elkins 06-A Sewer Refunding Revenue	12/12/06	2.000 - 2.000	8,576,641	4,385,057	50,493.56	09/28	MBC - DEP	S&J
Elkins 06-A Sewer Refunding Reserve	12/12/06				527,107.81			
Elkins 09-A Sewer Revenue	06/18/09	0.000 - 0.000	882,770	625,135	3,044.73	09/40	MBC - DEP	S&J
Elkins 09-A Sewer Reserve	06/18/09				29,727.89			
Elkins 15-A Sewer Revenue	04/15/15	1.000 - 1.000	2,793,855	2,490,111	13,175.62	03/55	MBC - UNB	S&J
Elkins 15-A Sewer Reserve	04/15/15				53,200.67			
Elkins 86-B Sewer Revenue	04/28/86	0.000 - 0.000	517,001	90,475	21,920.91	10/25	MBC - BNY	JK
Elkins 86-B Sewer Reserve	04/28/86				13,050.62			
Elkins 15-A2 Water Reserve	12/09/15				47,547.51			

ACCOUNT NAME	ISSUE DATE	INTEREST RATE	ORIGINAL ISSUANCE	OUTSTANDING 6/30/2019	ACCT BALANCE 6/30/2019	LAST DEBT	PAYING AGENT	BOND COUNSEL
Elkins 15-A1 Water Reserve	12/09/15				50,717.37			
Elkins 15-B Water Reserve	12/09/15				38,502.09			
Elkins 15-C Water Revenue	12/09/15	1.000 - 1.000	15,500,000	14,438,803	56,427.29	12/55	MBC - UNB	S&J
Elkins 15-C Water Reserve	12/09/15				79,071.69			
Ellenboro 15-A Water & Sewer Reserve	02/12/15				5,121.87			
Enlarged Hepzibah PSWD 03-A Sewer Revenue	09/23/03	0.000 - 0.000	1,900,000	997,479	7,985.95	03/35	MBC - DEP	S&J
Enlarged Hepzibah PSWD 03-A Sewer Reserve	09/23/03				65,755.63			
Enlarged Hepzibah PSWD 05-A Sewer Reserve	07/25/05				12,418.93			
Fairmont 03-A Sewer Revenue	06/26/03	0.000 - 0.000	485,543	246,806	5,665.38	09/34	MBC - DEP	S&J
Fairmont 03-A Sewer Reserve	06/26/03				16,188.00			
Fairmont 07-A Sewer Revenue	10/11/07	2.000 - 2.000	5,577,760	2,996,720	60,706.56	03/29	MBC - DEP	S&J
Fairmont 07-A Sewer Reserve	10/11/07				339,062.00			
Fairmont 08-A Water Revenue	06/26/08	0.000 - 0.000	2,750,000	1,856,237	9,476.81	09/39	MBC - BPH	S&J
Fairmont 08-A Water Reserve	06/26/08				95,227.09			
Fairmont 10-A Water Revenue	01/21/10	0.000 - 0.000	4,447,618	3,335,698	13,322.22	12/41	MBC - BPH	S&J
Fairmont 10-A Water Reserve	01/21/10				154,011.42			
Fairmont 10-C Water Revenue	01/21/10	5.000 - 5.000	2,000,000	1,507,530	94,735.27	10/31	MBC-BBT/WDA	S&J
Fairmont 10-C Water Reserve	01/21/10				162,347.35			
Fairmont 10-D Water Revenue	01/21/10	0.000 - 0.000	1,220,309	973,559	2,957.49	03/49	MBC - UNB	S&J
Fairmont 10-D Water Reserve	01/21/10				25,778.86			
Fairmont 12-D Water Refunding Revenue	10/24/12	2.000 - 4.000	25,555,000	17,370,000	1,928,875.38	07/29	MBC - DTC	S&J
Fairmont 12-D Water Refunding Reserve	10/24/12				2,266,857.28			
Fairmont 13-A Water Revenue	02/01/13	0.500 - 0.500	3,780,000	2,916,151	19,220.33	09/34	MBC - BPH	S&J
Fairmont 13-A Water Reserve	02/01/13				98,902.72			
Fairmont 13-B Water Revenue	02/01/13	2.000 - 2.000	997,242	875,937	11,652.77	09/44	MBC - UNB	S&J
Fairmont 13-B Water Reserve	02/01/13				22,101.33			
Fairmont 99 Water Revenue	01/01/99	5.250 - 5.250	19,945,000	3,000,000	80,833.43	07/22	MBC - DTC	S&J

ACCOUNT NAME	ISSUE DATE	INTEREST RATE	ORIGINAL ISSUANCE	OUTSTANDING 6/30/2019	ACCT BALANCE 6/30/2019	LAST DEBT	PAYING AGENT	BOND COUNSEL
Fairmont 99 Water Reserve	01/01/99				303,484.78			
Fairview 12-A Water Revenue	05/24/12	0.000 - 0.000	1,100,000	941,820	2,545.57	03/52	MBC - UNB	S&J
Fairview 12-A Water Reserve	05/24/12				29,834.80			
Falling Springs 09-A Water Reserve	07/27/09				5,475.24			
Farmington 07-A Sewer Revenue	11/14/07	0.000 - 0.000	320,000	231,764	2,119.07	09/47	MBC - UNB	S&J
Farmington 07-A Sewer Reserve	11/14/07				8,539.22			
Fenwick Mountain PSD 14-A Water Revenue	09/18/14	0.500 - 0.500	1,059,000	943,473	4,489.03	12/45	MBC - BPH	S&J
Fenwick Mountain PSD 14-A Water Reserve	09/18/14				13,991.28			
Fenwick Mountain PSD 14-A Water Project Fund	09/18/14				55,600.83			
Flatwoods-Canoe Run PSD 11-A Sewer Revenue	06/24/11	0.000 - 0.000	8,033,000	6,991,869	23,367.97	12/50	MBC - DEP	S&J
Flatwoods-Canoe Run PSD 11-A Sewer Reserve	06/24/11				222,041.98			
Flatwoods-Canoe Run PSD 15-A Sewer Refunding Revenue	05/27/15	3.500 - 3.500	584,000	461,509	4,219.78	11/30	MBC-FNBRB:BH	S&J
Flatwoods-Canoe Run PSD 15-A Sewer Refunding Res	05/27/15				50,895.66			
Flatwoods-Canoe Run PSD 90-A Sewer Revenue	11/14/90	8.100 - 8.100	1,147,938	696,707	53,076.83	10/29	MBC - BNY	S&J
Flatwoods-Canoe Run PSD 90-A Sewer Reserve	11/14/90				0		LOC	01/01/2020
Flatwoods-Canoe Run PSD 90-B Sewer Revenue	11/14/90	0.000 - 0.000	51,842	15,007	1,137.87	10/29	MBC - BNY	S&J
Flatwoods-Canoe Run PSD 90-B Sewer Reserve	11/14/90				1,418.92			
Flatwoods-Canoe Run PSD 91-A Sewer Revenue	11/15/91	7.750 - 7.750	275,806	178,814	10,611.08	10/31	MBC - BNY	S&J
Flatwoods-Canoe Run PSD 91-A Sewer Reserve	11/15/91				0		LOC	01/01/2020
Flatwoods-Canoe Run PSD 91-B Sewer Revenue	11/15/91	0.000 - 0.000	9,194	3,065	193.11	10/31	MBC - BNY	S&J
Flatwoods-Canoe Run PSD 91-B Sewer Reserve	11/15/91				244.95			
Flatwoods-Canoe Run PSD 05-A Water Revenue	12/08/05	0.000 - 0.000	5,085,825	3,490,272	23,957.10	09/45	MBC - UNB	S&J
Flatwoods-Canoe Run PSD 05-A Water Reserve	12/08/05				137,592.65			
Flatwoods-Canoe Run PSD 07-A Water Revenue	04/24/07	0.000 - 0.000	1,014,000	726,152	4,606.23	03/47	MBC - UNB	S&J
Flatwoods-Canoe Run PSD 07-A Water Reserve	04/24/07				27,087.68			
Flatwoods-Canoe Run PSD 16-A Water Refunding Revenue	05/05/16	2.700 - 2.700	1,811,000	1,513,961	26,044.79	09/31	MBC-BBT GOV	S&J
Flatwoods-Canoe Run PSD 16-A Water Refunding Res	05/05/16				146,976.96			

ACCOUNT NAME	ISSUE DATE	INTEREST RATE	ORIGINAL ISSUANCE	OUTSTANDING 6/30/2019	ACCT BALANCE 6/30/2019	LAST DEBT	PAYING AGENT	BOND COUNSEL
Flatwoods-Canoe Run PSD 16-B Water Refunding Revenue	12/15/16	3.500 - 3.500	1,960,000	1,793,104	11,783.26	02/37	MBC-OVB:BH	S&J
Flatwoods-Canoe Run PSD 16-B Water Ref Reserve	12/15/16				141,064.74			
Flatwoods-Canoe Run PSD 18-A Water Reserve	09/20/18				0			
Flatwoods-Canoe Run PSD 98-B Water Revenue	09/24/98	3.000 - 3.000	890,000	563,809	6,962.19	09/38	MBC - UNB	S&J
Flatwoods-Canoe Run PSD 98-B Water Reserve	09/24/98				39,755.94			
Flemington 14-A Sewer Revenue	01/28/14	0.000 - 0.000	2,300,317	2,115,229	4,721.69	09/53	MBC - DEP	S&J
Flemington 14-A Sewer Reserve	01/28/14				18,222.87			
Flemington 98-A Sewer Revenue	06/04/98	0.000 - 0.000	160,000	4,000	789.21	12/19	MBC - DEP	S&J
Flemington 98-A Sewer Reserve (R)*	06/04/98				8,307.90			
Flemington 98-B Sewer Revenue	06/04/98	0.000 - 0.000	663,700	323,231	1,548.16	03/38	MBC - UNB	S&J
Flemington 98-B Sewer Reserve (R)*	06/04/98				17,901.12			
Follansbee 02-A Water Revenue	08/16/02	5.800 - 5.800	7,790,000	6,172,256	254,395.80	10/39	MBC - BNY	S&J
Follansbee 02-A Water Reserve	08/16/02				521,858.35			
Follansbee 19 Water Revenue	01/31/19	3.000 - 3.000	888,252	95,397	0	12/39	MBC - BPH	BR
Follansbee 19 Water Reserve	01/31/19				0			
Fort Gay 99-A Water Revenue	07/19/99	0.000 - 0.000	305,000	109,266	1,013.54	03/30	MBC - BPH	JK
Fort Gay 99-A Water Reserve	07/19/99				10,187.99			
Fountain PSD 07-A Water Reserve	01/07/07				24,290.63			
Fountain PSD 07-B Water Revenue	01/09/07	0.000 - 0.000	1,140,000	809,025	4,673.33	12/46	MBC - UNB	S&J
Fountain PSD 07-B Water Reserve	01/09/07				30,464.58			
Fountain PSD 17-A Water Revenue	02/23/17	1.000 - 1.000	8,494,800	8,447,293	22,682.53	12/56	MBC - UNB	JK
Fountain PSD 17-A Water Reserve	02/23/17				279,516.02			
Fountain PSD 90-A Water Revenue	04/20/90	7.850 - 7.850	356,633	212,474	16,575.23	10/29	MBC - BNY	S&J
Fountain PSD 90-A Water Reserve	04/20/90				29,889.67			
Fountain PSD 90-B Water Revenue	04/20/90	0.000 - 0.000	16,642	4,694	550.89	10/29	MBC - BNY	S&J
Fountain PSD 90-B Water Reserve	04/20/90				446.02			
Frankfort PSD 00-A Sewer Revenue	06/22/00	0.000 - 0.000	500,000	212,477	2,921.83	03/32	MBC - DEP	S&J

ACCOUNT NAME	ISSUE DATE	INTEREST RATE	ORIGINAL ISSUANCE	OUTSTANDING 6/30/2019	ACCT BALANCE 6/30/2019	LAST DEBT	PAYING AGENT	BOND COUNSEL
Frankfort PSD 00-A Sewer Reserve	06/22/00				17,324.04			
Frankfort PSD 00-B Sewer Revenue	06/22/00	0.000 - 0.000	1,572,459	863,277	7,099.00	06/40	MBC - UNB	S&J
Frankfort PSD 00-B Sewer Reserve	06/22/00				42,706.07			
Frankfort PSD 15-A Sewer Revenue	01/16/15	0.000 - 0.000	17,350,000	16,085,422	44,801.00	12/54	MBC - DEP	S&J
Frankfort PSD 15-A Sewer Reserve	01/16/15				120,588.00			
Frankfort PSD 15-B Sewer Revenue	01/16/15	0.602 - 1.000	7,911,125	7,590,172	22,833.32	12/54	MBC - UNB	S&J
Frankfort PSD 15-B Sewer Reserve	01/16/15				67,154.16			
Frankfort PSD 16-A Sewer Revenue	11/10/16	0.250 - 0.250	3,700,000	2,812,755	11,674.06	09/56	MBC - DEP	S&J
Frankfort PSD 16-A Sewer Reserve	11/10/16				11,113.79			
Frankfort PSD 08-A Water Revenue	05/06/08	0.000 - 0.000	400,000	291,124	897.64	03/48	MBC - UNB	S&J
Frankfort PSD 08-A Water Reserve	05/06/08				10,343.11			
Frankfort PSD 10-A Water Revenue	12/22/10	0.000 - 0.000	3,240,000	2,543,226	7,496.11	12/50	MBC - UNB	S&J
Frankfort PSD 10-A Water Reserve	12/22/10				61,537.83			
Frankfort PSD 17-A Water Revenue	03/16/17	1.000 - 1.000	7,123,000	6,371,253	20,861.54	03/57	MBC - UNB	S&J
Frankfort PSD 17-A Water Reserve	03/16/17				7,540.26			
Franklin 03 Sewer Revenue	02/11/03	0.000 - 0.000	1,332,645	666,300	8,065.20	06/34	MBC - DEP	S&J
Franklin 03 Sewer Reserve	02/11/03				46,150.64			
Franklin 16-A Sewer Revenue	09/07/16	0.000 - 0.000	1,140,900	1,095,864	2,901.85	12/55	MBC - DEP	S&J
Franklin 16-A Sewer Reserve	09/07/16				30,570.82			
Franklin 03-A Water Revenue	12/17/03	0.000 - 0.000	2,528,623	1,306,455	17,205.86	12/34	MBC - BPH	S&J
Franklin 03-A Water Reserve	12/17/03				87,563.10			
Franklin 18-A Water Revenue	07/31/18	5.780 - 5.780	500,000	492,329	3,626.23	09/38	PCB:BH	S&J
Franklin 18-A Water Reserve	07/31/18				3,591.47			
Franklin 94 Water Revenue	05/27/94	6.750 - 6.750	309,000	209,396	12,087.33	10/33	MBC - BNY	S&J
Franklin 94 Water Reserve	05/27/94				22,891.72			
Gap Mills PSD 07-A Water Reserve	05/21/07				18,829.83			
Gap Mills PSD 07-B Water Reserve	05/21/07				4,292.62			

ACCOUNT NAME	ISSUE DATE	INTEREST RATE	ORIGINAL ISSUANCE	OUTSTANDING 6/30/2019	ACCT BALANCE 6/30/2019	LAST DEBT	PAYING AGENT	BOND COUNSEL
Gary 15-A Sewer Revenue	11/18/15	4.000 - 4.000	96,600	67,228	1,022.12	12/25	MBC - MCNB	S&J
Gary 15-A Sewer Reserve	11/18/15				9,771.73			
Gary 00-A Water Revenue	08/01/00	0.000 - 0.000	1,786,911	729,650	11,349.49	09/31	MBC - BPH	JK
Gary 00-A Water Reserve	08/01/00				69,725.47			
Gauley River PSD 05-A Water Reserve	11/02/05				86,280.00			
Gauley River PSD 07-A Water Revenue	11/13/07	0.000 - 0.000	354,818	253,748	1,563.98	09/47	MBC - UNB	JK
Gauley River PSD 07-A Water Reserve	11/13/07				8,999.51			
Gauley River PSD 10-A Water Reserve	03/25/10				81,710.90			
Gauley River PSD 12-A Water Reserve	03/07/12				43,992.00			
Gauley River PSD 14-A Water Reserve	10/10/14				15,675.00			
Gauley River PSD 86-A Water Revenue	05/09/86	9.750 - 9.750	123,230	60,750	8,232.59	10/25	MBC - BNY	JK
Gauley River PSD 86-A Water Reserve	05/09/86				12,377.00			
Gauley River PSD 86-B Water Revenue	05/09/86	0.000 - 0.000	61,350	11,301	2,882.68	10/25	MBC - BNY	JK
Gauley River PSD 86-B Water Reserve	05/09/86				1,616.00			
Gauley River PSD 93 Water Reserve	03/17/93				94,272.00			
Gauley River PSD 97-A Water Reserve	06/26/97				22,856.93			
Gauley River PSD 97-B Water Reserve	06/26/97				3,150.19			
Gilbert 98-A Sewer Revenue	09/29/98	0.000 - 0.000	1,250,000	46,875	32,548.03	03/20	MBC - DEP	JK
Gilbert 98-A Sewer Reserve (R)*	09/29/98				72,484.66			
Gilbert 98-B Sewer Revenue	09/29/98	1.000 - 1.000	1,250,000	1,250,000	0	09/38	MBC - UNB	JK
Gilbert 98-B Sewer Reserve	09/29/98				0			
Gilbert 09-A Water Reserve	08/03/09				24,669.45			
Gilbert 12-A Water Reserve	07/27/12				13,095.39			
Gilbert 12-B Water Reserve	07/27/12				26,252.58			
Gilbert 12-C Water Revenue	07/27/12	0.000 - 0.000	983,500	842,986	2,297.20	06/52	MBC - UNB	JK
Gilbert 12-C Water Reserve	07/27/12				14,705.56			
Gilbert 18-A Water GAN	05/17/18	0.000 - 0.000	110,000	72,551	0	12/19	MBC-BBT/WDA	JK

ACCOUNT NAME	ISSUE DATE	INTEREST RATE	ORIGINAL ISSUANCE	OUTSTANDING 6/30/2019	ACCT BALANCE 6/30/2019	LAST DEBT	PAYING AGENT	BOND COUNSEL
Gilbert 18-B Water GAN	08/29/18	0.000 - 0.000	87,000	87,000	0	12/19	MBC-BBT/WDA	JK
Gilmer County PSD 05-A Water Revenue	04/19/05	0.000 - 0.000	1,470,000	983,182	3,687.16	03/45	MBC - UNB	S&J
Gilmer County PSD 05-A Water Reserve	04/19/05				39,611.82			
Gilmer County PSD 05-B Water Revenue	04/19/05	0.000 - 0.000	1,639,000	942,402	5,709.81	09/36	MBC - BPH	S&J
Gilmer County PSD 05-B Water Reserve	04/19/05				56,682.05			
Gilmer County PSD 08-A Water Revenue	04/16/08	0.000 - 0.000	1,325,000	989,444	3,118.18	03/48	MBC - UNB	S&J
Gilmer County PSD 08-A Water Reserve	04/16/08				36,114.51			
Gilmer County PSD 13-A Water Revenue	05/24/13	0.000 - 0.000	1,725,000	1,466,250	5,963.85	12/44	MBC - BPH	S&J
Gilmer County PSD 13-A Water Reserve	05/24/13				27,122.97			
Gilmer County PSD 16-A Water Revenue	10/06/16	1.000 - 1.000	160,000	154,077	440.91	09/56	MBC - UNB	S&J
Gilmer County PSD 16-A Water Reserve	09/01/17				925.26			
Gilmer County PSD 19-A Water Revenue	06/25/19	4.750 - 4.750	1,400,000	175,000	0	02/30	MBC-MVB:BH	S&J
Gilmer County PSD 19-A Water Reserve	06/25/19				0			
Glen Dale 11-A Water Reserve	04/21/11				61,922.25			
Glen Dale 98-A Water Revenue	08/26/98	6.250 - 6.250	500,000	359,543	15,506.16	10/35	MBC - BNY	S&J
Glen Dale 98-A Water Reserve	08/26/98				35,340.80			
Glen Rogers PSD 06-A Sewer Revenue	06/27/06	0.000 - 0.000	160,000	91,977	2,125.95	09/36	MBC - DEP	S&J
Glen Rogers PSD 06-A Sewer Reserve	06/27/06				5,521.65			
Glen-White Trap Hill PSD 07-A Water Reserve	09/26/07				119,803.08			
Glen-White Trap Hill PSD 12-A Water Reserve	04/13/12				4,982.31			
Glen-White Trap Hill PSD 12-B Water Reserve	04/13/12				51,954.64			
Glenville Col Womens Dorm 60/65/70 R&R	06/01/70				0			
Glenville 14-A Water & Sewer Revenue	03/20/14	3.000 - 3.000	2,900,000	2,479,549	17,406.06	09/35	MBC - UNB	S&J
Glenville 14-A Water & Sewer Reserve	03/20/14				200,829.38			
Grafton 15-A Hospital Reserve	10/28/15				59,349.09			
Grafton 15-B Hospital Reserve	10/28/15				12,804.68			
Grafton 00 Water & Sewer System Design Revenue	07/07/00	0.000 - 0.000	718,500	287,376	11,723.97	06/31	MBC - DEP	S&J

ACCOUNT NAME	ISSUE DATE	INTEREST RATE	ORIGINAL ISSUANCE	OUTSTANDING 6/30/2019	ACCT BALANCE 6/30/2019	LAST DEBT	PAYING AGENT	BOND COUNSEL
Grafton 00 Water & Sewer System Design Reserve	07/07/00				29,150.76			
Grafton 05-A Water & Sewer Revenue	12/19/05	0.000 - 0.000	4,227,582	2,642,232	39,271.17	03/38	MBC - DEP	S&J
Grafton 05-A Water & Sewer Reserve	12/19/05				146,054.07			
Grafton 94 Water & Sewer Revenue	07/27/94	6.750 - 6.750	2,830,000	1,917,772	144,898.05	10/33	MBC - BNY	S&J
Grafton 94 Water & Sewer Reserve	07/27/94				209,651.82			
Grandview-Doolin PSD 00-A Water Revenue	05/02/00	0.000 - 0.000	1,483,979	605,934	13,350.96	09/31	MBC - BPH	S&J
Grandview-Doolin PSD 00-A Water Reserve	05/02/00				51,464.01			
Grandview-Doolin PSD 00-B Water Revenue	05/02/00	0.000 - 0.000	3,305,290	1,781,417	14,848.44	03/40	MBC - UNB	S&J
Grandview-Doolin PSD 00-B Water Reserve	05/02/00				89,316.38			
Grandview-Doolin PSD 14-A Water Revenue	11/20/14	1.000 - 1.000	7,999,678	7,476,669	22,764.36	09/54	MBC - UNB	S&J
Grandview-Doolin PSD 14-A Water Reserve	11/20/14				79,602.16			
Grant County PSD 05-A Water Revenue	07/28/05	0.000 - 0.000	1,833,369	1,230,131	8,535.33	06/45	MBC - UNB	JK
Grant County PSD 05-A Water Reserve	07/28/05				47,942.40			
Grant County PSD 08-A Water Reserve	03/27/08				26,401.81			
Grant County PSD 11-A Water Revenue	03/22/11	3.000 - 3.000	328,300	234,908	2,203.17	06/32	MBC - UNB	S&J
Grant County PSD 11-A Water Reserve	03/22/11				22,142.99			
Grant County PSD 11-B Water Revenue	03/22/11	1.000 - 1.000	115,000	91,163	398.95	06/42	MBC - UNB	S&J
Grant County PSD 11-B Water Reserve	03/22/11				4,502.66			
Grant County PSD 16-A Water Refunding Revenue	06/23/16	2.970 - 2.970	126,000	85,066	1,541.62	08/24	MBC-SUMMIT	S&J
Grant County PSD 16-A Water Refunding Reserve	06/23/16				12,767.45			
Grant County PSD 16-B Water Refunding Revenue	06/23/16	3.310 - 3.310	119,600	100,201	927.33	09/30	MBC-SUMMIT	S&J
Grant County PSD 16-B Water Refunding Reserve	06/23/16				10,850.30			
Grant County PSD 16-C Water Refunding Revenue	06/23/16	3.340 - 3.340	337,000	286,728	2,493.55	08/31	MBC-SUMMIT	S&J
Grant County PSD 16-C Water Refunding Reserve	06/23/16				29,175.67			
Grant County PSD 99 Water Reserve	02/25/99				106,675.47			
Grant Town 10-A Water Revenue	07/20/10	0.000 - 0.000	1,610,000	1,278,732	3,644.96	06/50	MBC - UNB	S&J
Grant Town 10-A Water Reserve	07/20/10				32,770.55			

ACCOUNT NAME	ISSUE DATE	INTEREST RATE	ORIGINAL ISSUANCE	OUTSTANDING 6/30/2019	ACCT BALANCE 6/30/2019	LAST DEBT	PAYING AGENT	BOND COUNSEL
Grantsville 09-A Sewer Revenue	11/12/09	0.000 - 0.000	343,361	269,771	1,448.90	09/49	MBC - DEP	S&J
Grantsville 09-A Sewer Reserve	11/12/09				9,342.67			
Grantsville 15-A Sewer Reserve	05/15/15				1,957.23			
Grantsville 15-B Sewer Reserve	05/15/15				570.84			
Grantsville 11-A Water Reserve	12/27/11				30,530.86			
Grantsville 15-A Water Revenue	08/28/15	4.300 - 4.300	400,000	323,143	3,226.43	09/30	MBC-OVB:BH	S&J
Grantsville 15-A Water Reserve	08/01/15				14,342.27			
Grantsville 91 Water Reserve	02/27/91				4,770.47			
Grantsville 91 Water Depreciation	02/27/91				5,948.11			
Greater Harrison County PSD 03-A Sewer Revenue	06/26/03	0.000 - 0.000	1,981,165	1,234,995	5,054.13	06/43	MBC - DEP	S&J
Greater Harrison County PSD 03-A Sewer Reserve	06/26/03				53,445.20			
Greater Harrison County PSD 03-B Sewer Revenue	06/26/03	0.000 - 0.000	4,130,000	2,574,545	9,620.52	06/43	MBC - UNB	S&J
Greater Harrison County PSD 03-B Sewer Reserve	06/26/03				111,410.06			
Greater Harrison County PSD 08-A Sewer Revenue	10/27/08	0.000 - 0.000	943,500	707,616	2,199.19	09/48	MBC - UNB	S&J
Greater Harrison County PSD 08-A Sewer Reserve	10/27/08				24,338.00			
Greater Harrison County PSD 10-A Sewer Revenue	06/24/10	3.000 - 5.000	878,500	641,390	18,927.94	10/30	MBC-BBT/WDA	S&J
Greater Harrison County PSD 10-A Sewer Reserve	06/24/10				53,864.33			
Greater Harrison County PSD 16-A Sewer Revenue	07/20/16	0.000 - 0.000	2,460,423	2,329,023	6,413.45	12/54	MBC - DEP	S&J
Greater Harrison County PSD 16-A Sewer Reserve	07/20/16				13,952.88			
Greater Harrison County (Grant Un) PSD 86-A Sewer Revenue	11/06/86	8.380 - 8.380	1,758,771	876,048	81,811.25	10/26	MBC - BNY	S&J
Greater Harrison County (Grant Un) PSD 86-A S Res	11/06/86				156,445.64			
Greater Harrison County (Grant Un) PSD 86-B Sewer Revenue	11/06/86	0.000 - 0.000	431,387	90,818	8,761.65	10/26	MBC - BNY	S&J
Greater Harrison County (Grant Un) PSD 86-B S Res	11/06/86				11,795.10			
Greater Harrison County (Grant Un) PSD 90-A Sewer Revenue	04/06/90	7.850 - 7.850	285,908	170,337	11,449.30	10/29	MBC - BNY	S&J
Greater Harrison County (Grant Un) PSD 90-A S Res	04/06/90				23,962.63			
Greater Harrison County (Grant Un) PSD 90-B Sewer Revenue	04/06/90	0.000 - 0.000	13,342	3,763	263.98	10/29	MBC - BNY	S&J
Greater Harrison County (Grant Un) PSD 90-B S Res	04/06/90				355.25			

ACCOUNT NAME	ISSUE DATE	INTEREST RATE	ORIGINAL ISSUANCE	OUTSTANDING 6/30/2019	ACCT BALANCE 6/30/2019	LAST DEBT	PAYING AGENT	BOND COUNSEL
Greater Harrison County PSD 04-A Water Revenue	07/27/04	0.000 - 0.000	703,000	456,493	1,826.41	06/44	MBC - UNB	S&J
Greater Harrison County PSD 04-A Water Reserve	07/27/04				18,964.22			
Greater Harrison County PSD 06-A Water Revenue	03/29/06	0.000 - 0.000	1,250,000	862,880	2,900.04	03/46	MBC - UNB	S&J
Greater Harrison County PSD 06-A Water Reserve	03/29/06				33,366.53			
Greater Harrison County PSD 09-A Water Revenue	03/16/09	0.000 - 0.000	1,500,000	1,151,592	3,466.26	03/49	MBC - UNB	S&J
Greater Harrison County PSD 09-A Water Reserve	03/16/09				40,233.58			
Greater Harrison County PSD 14-A Water Reserve	12/05/14				47,825.89			
Greater Marion PSD 00 Sewer Revenue	12/11/00	0.000 - 0.000	400,000	163,317	1,345.15	09/31	MBC - DEP	S&J
Greater Marion PSD 00 Sewer Reserve (R)*	12/11/00				13,843.68			
Greater Marion PSD 13-A Sewer Revenue	02/01/13	0.000 - 0.000	1,663,080	1,636,760	977.87	12/52	MBC - DEP	S&J
Greater Marion PSD 13-A Sewer Reserve	02/01/13				4,013.38			
Greater Marion PSD 99-A Sewer Revenue	06/23/99	0.000 - 0.000	400,000	35,000	2,029.77	03/21	MBC - DEP	S&J
Greater Marion PSD 99-A Sewer Reserve (R)*	06/23/99				20,768.37			
Greater Marion PSD 99-B Sewer Revenue	06/23/99	0.000 - 0.000	1,700,000	877,400	3,942.63	06/39	MBC - UNB	S&J
Greater Marion PSD 99-B Sewer Reserve (R)*	06/23/99				45,556.00			
Greater Paw Paw Sanitary Dist 18-A Sewer Revenue	05/03/18	0.750 - 0.750	2,960,000	2,238,863	9,887.82	03/48	MBC - DEP	S&J
Greater Paw Paw Sanitary Dist 18-A Sewer Reserve	05/03/18				954.6			
Greater Paw Paw Sanitary Dist 87-A Sewer Revenue	04/07/87	8.380 - 8.380	1,548,258	771,195	80,823.12	10/26	MBC - BNY	S&J
Greater Paw Paw Sanitary Dist 87-A Sewer Reserve	04/07/87				137,723.07			
Greater Paw Paw Sanitary Dist 87-B Sewer Revenue	04/07/87	0.000 - 0.000	379,753	79,948	7,843.52	10/26	MBC - BNY	S&J
Greater Paw Paw Sanitary Dist 87-B Sewer Reserve	04/07/87				10,206.34			
Greater Paw Paw Sanitary Dist 92-A Sewer Revenue	04/22/92	7.750 - 7.750	483,871	317,805	19,944.50	10/31	MBC - BNY	S&J
Greater Paw Paw Sanitary Dist 92-A Sewer Reserve	04/22/92				40,118.25			
Greater Paw Paw Sanitary Dist 92-B Sewer Revenue	04/22/92	0.000 - 0.000	16,129	5,376	325.06	10/31	MBC - BNY	S&J
Greater Paw Paw Sanitary Dist 92-B Sewer Reserve	04/22/92				422.78			
Greater St Albans PSD 07-A Sewer Revenue	08/28/07	0.000 - 0.000	1,850,000	1,202,486	5,773.42	12/38	MBC - DEP	S&J
Greater St Albans PSD 07-A Sewer Reserve (R)*	08/28/07				63,981.35			

ACCOUNT NAME	ISSUE DATE	INTEREST RATE	ORIGINAL ISSUANCE	OUTSTANDING 6/30/2019	ACCT BALANCE 6/30/2019	LAST DEBT	PAYING AGENT	BOND COUNSEL
Greater St Albans PSD 10-A Sewer Revenue	01/29/10	0.000 - 0.000	1,276,820	1,024,801	3,069.99	12/49	MBC - DEP	S&J
Greater St Albans PSD 10-A Sewer Reserve	01/29/10				34,873.05			
Greater St Albans PSD 10-C Sewer Revenue	01/29/10	0.000 - 0.000	5,000,000	4,013,150	11,453.08	12/49	MBC - UNB	S&J
Greater St Albans PSD 10-C Sewer Reserve	01/29/10				136,545.77			
Greater St Albans PSD 16-A Sewer Revenue	06/17/16	0.500 - 0.500	16,822,000	15,082,604	46,204.87	03/47	MBC - DEP	S&J
Greater St Albans PSD 16-A Sewer Reserve	06/17/16				324,172.34			
Greater St Albans PSD 90-A Sewer Revenue	08/24/90	8.100 - 8.100	3,079,067	1,868,751	131,290.57	10/29	MBC - BNY	VLF
Greater St Albans PSD 90-A Sewer Reserve (R)*	08/24/90				272,468.33			
Greater St Albans PSD 90-B Sewer Revenue	08/24/90	0.000 - 0.000	139,054	40,253	3,526.51	10/29	MBC - BNY	VLF
Greater St Albans PSD 90-B Sewer Reserve (R)*	08/24/90				3,818.37			
Green Valley-Glenwood PSD 10-A Sewer Refunding Revenue	12/29/10	3.630 - 3.630	1,290,000	614,687	32,921.33	05/25	MBC-BBT GOV	S&J
Green Valley-Glenwood PSD 10-A Sewer Ref Reserve	12/29/10				120,009.68			
Green Valley-Glenwood PSD 14-A Sewer Refunding Revenue	07/23/14	0.500 - 0.500	890,330	786,199	3,213.61	09/45	MBC - DEP	S&J
Green Valley Glenwood PSD 14-A Sewer Ref Reserve	07/23/14				12,678.02			
Green Valley Glenwood PSD 17-A Sewer Ref Revenue	12/21/17	2.100 - 4.000	3,230,000	3,140,000	66,890.52	12/41	MBC - DTC	S&J
Green Valley Glenwood PSD 17-A Sewer Ref Reserve	12/21/17				217,836.44			
Green Valley Glenwood PSD 17-B Sewer Ref Revenue	12/21/17	3.000 - 3.625	400,000	385,000	10,168.86	12/36	MBC - DTC	S&J
Green Valley Glenwood PSD 17-B Sewer Ref Reserve	12/21/17				26,976.65			
Green Valley-Glenwood PSD 98-B Sewer Revenue	11/25/98	0.000 - 0.000	317,500	156,695	1,423.97	09/38	MBC - UNB	S&J
Green Valley-Glenwood PSD 98-B Sewer Reserve	11/25/98				9,440.83			
Green Valley-Glenwood PSD 05-A Water Reserve	07/08/05				77,630.70			
Green Valley-Glenwood PSD 05-B Water Reserve	07/08/05				36,867.59			
Green Valley-Glenwood PSD 16-A Water Reserve	08/19/16				51,810.89			
Greenbrier County PSD #2 97-B Sewer Revenue	12/11/97	0.000 - 0.000	755,000	355,860	9,426.04	12/37	MBC - UNB	S&J
Greenbrier County PSD #2 97-B Sewer Reserve	12/11/97				23,251.18			
Greenbrier County PSD #2 18-A Water Revenue	05/31/18	0.500 - 0.500	6,015,000	5,046,919	0	12/49	MBC - BPH	JK
Greenbrier County PSD #2 18-A Water Reserve	05/31/18				0			

ACCOUNT NAME	ISSUE DATE	INTEREST RATE	ORIGINAL ISSUANCE	OUTSTANDING 6/30/2019	ACCT BALANCE 6/30/2019	LAST DEBT	PAYING AGENT	BOND COUNSEL
Greenbrier County Schools 16 Refunding GO	07/27/16	1.500 - 5.000	23,250,000	15,340,000	92,201.00	05/24	MBC - DTC	BR
Greenbrier County Schools 16 Ref GO Sur Col	07/27/16				414,230.21			
Greenbrier PSD #1 17-A Sewer Refunding Revenue	05/11/17	2.000 - 3.750	5,435,000	5,340,000	121,625.06	10/47	MBC - DTC	JK
Greenbrier PSD #1 17-A Sewer Refunding Reserve	05/11/17				301,434.88			
Greenbrier PSD #1 83-B Sewer Revenue	06/23/83	0.000 - 0.000	910,000	24,594	21,060.15	10/19	MBC - BNY	S&J
Hamlin PSD 99 Sewer Revenue	10/28/99	0.000 - 0.000	1,270,883	136,161	12,951.50	09/21	MBC - DEP	G&G
Hamlin PSD 99 Sewer Reserve	10/28/99				79,673.58			
Hammond PSD 02-A Water Revenue	04/16/02	0.000 - 0.000	472,620	273,939	4,342.36	03/42	MBC - UNB	S&J
Hammond PSD 02-A Water Reserve	04/16/02				12,694.01			
Hammond PSD 17-A Water Refunding Revenue	02/28/17	3.150 - 3.150	71,500	9,893	5,080.54	10/19	MBC-OVB:BH	S&J
Hammond PSD 17-A Water Refunding Reserve (R)*	02/28/17				25,864.00			
Hammond PSD 17-B Water Refunding Revenue	02/28/17	3.900 - 3.900	785,000	716,487	10,724.48	09/34	MBC-OVB:BH	S&J
Hammond PSD 17-B Water Refunding Reserve	02/28/17				60,700.71			
Hamrick PSD 09-A Sewer Revenue	12/04/09	0.000 - 0.000	215,781	152,831	672.04	09/40	MBC - DEP	S&J
Hamrick PSD 09-A Sewer Reserve	12/04/09				7,486.21			
Hamrick PSD 98-B Sewer Revenue	01/20/98	2.000 - 2.000	1,550,000	892,327	8,221.86	12/37	MBC - UNB	S&J
Hamrick PSD 98-B Sewer Reserve	01/20/98				58,496.22			
Hamrick PSD 03-A Water Revenue	03/31/03	0.000 - 0.000	760,000	373,647	3,142.46	03/34	MBC - BPH	S&J
Hamrick PSD 03-A Water Reserve	03/31/03				26,327.77			
Hamrick PSD 17-A Water Revenue	01/17/17	1.000 - 1.000	4,150,000	3,927,475	13,468.69	12/56	MBC - UNB	S&J
Hamrick PSD 17-A Water Reserve	01/17/17				14,240.15			
Hancock County PSD 02 Sewer Revenue	08/01/02	0.000 - 0.000	1,000,000	597,402	4,590.32	06/42	MBC - UNB	S&J
Hancock County PSD 02 Sewer Reserve	08/01/02				26,915.32			
Hancock County PSD 04-A Sewer Revenue	06/08/04	0.000 - 0.000	899,699	573,057	7,042.11	06/44	MBC - DEP	S&J
Hancock County PSD 04-A Sewer Reserve	06/08/04				23,189.09			
Hancock County PSD 08-A Sewer Revenue	08/12/08	0.000 - 0.000	4,569,751	4,365,670	6,257.14	06/35	MBC - DEP	S&J
Hancock County PSD 08-A Sewer Reserve	08/12/08				66,077.24			

ACCOUNT NAME	ISSUE DATE	INTEREST RATE	ORIGINAL ISSUANCE	OUTSTANDING 6/30/2019	ACCT BALANCE 6/30/2019	LAST DEBT	PAYING AGENT	BOND COUNSEL
Hancock County PSD 08-B Sewer Revenue	08/12/08	0.000 - 0.000	5,468,620	4,173,412	12,644.57	06/48	MBC - UNB	S&J
Hancock County PSD 08-B Sewer Reserve	08/12/08				148,935.07			
Hancock County PSD 17-A Sewer Revenue	12/21/17	0.250 - 0.250	5,550,000	5,019,116	0	12/57	MBC - DEP	JK
Hancock County PSD 17-A Sewer Reserve	12/21/17				0			
Hancock County PSD 95-A Sewer Revenue	12/07/95	6.750 - 6.750	289,532	198,557	13,087.25	10/33	MBC - BNY	S&J
Hancock County PSD 95-A Sewer Reserve (R)*	12/07/95				22,226.66			
Hancock County PSD 95-B Sewer Revenue	12/07/95	6.250 - 6.250	1,080,088	766,815	44,722.55	10/35	MBC - BNY	S&J
Hancock County PSD 95-B Sewer Reserve (R)*	12/07/95				77,180.74			
Hancock County PSD 99 Sewer Revenue	12/02/99	0.000 - 0.000	4,996,347	437,178	71,428.88	03/21	MBC - DEP	S&J
Hancock County PSD 99 Sewer Reserve (R)*	12/02/99				258,819.30			
Hancock County Schools 11 GO	03/10/11	3.000 - 5.000	37,000,000	29,470,000	197,789.74	05/36	MBC - DTC	BR
Hancock County Schools 11 GO Surplus Collections	03/10/11				1,963,391.88			
Hancock County Schools 83 GO Bank Fee	04/01/83				12,687.69			
Handley 90-A Sewer Revenue	07/27/90	8.100 - 8.100	155,251	94,226	6,654.99	10/29	MBC - BNY	VLF
Handley 90-A Sewer Reserve	07/27/90				13,263.00			
Handley 90-B Sewer Revenue	07/27/90	0.000 - 0.000	7,011	2,030	152.22	10/29	MBC - BNY	VLF
Handley 90-B Sewer Reserve	07/27/90				185			
Hardy County PSD 14-A Sewer Revenue	03/07/14	0.000 - 0.000	1,271,950	1,140,638	2,956.49	06/30	MBC - UNB	S&J
Hardy County PSD 14-A Sewer Reserve	03/07/14				13,780.20			
Hardy County PSD 01-A Water Reserve	09/18/01				38,117.35			
Hardy County PSD 02-A Water Revenue	03/19/02	0.000 - 0.000	1,215,824	713,806	3,223.90	03/42	MBC - UNB	S&J
Hardy County PSD 02-A Water Reserve	03/19/02				32,628.82			
Hardy County PSD 03-A Water Revenue	07/30/03	0.000 - 0.000	534,200	330,859	1,418.67	06/43	MBC - UNB	S&J
Hardy County PSD 03-A Water Reserve	07/30/03				14,323.30			
Hardy County PSD 08-A Water Reserve	10/14/08				129,247.46			
Hardy County PSD 10-A Water Revenue	09/30/10	0.000 - 0.000	1,641,250	1,332,168	3,863.78	09/50	MBC - UNB	S&J
Hardy County PSD 10-A Water Reserve	09/30/10				44,361.56			

ACCOUNT NAME	ISSUE DATE	INTEREST RATE	ORIGINAL ISSUANCE	OUTSTANDING 6/30/2019	ACCT BALANCE 6/30/2019	LAST DEBT	PAYING AGENT	BOND COUNSEL
Hardy County PSD 17-A Water Refunding Revenue	04/19/17	2.950 - 2.950	139,000	118,840	1,220.64	02/29	CVB:BH	S&J
Hardy County PSD 17-A Water Refunding Reserve	04/19/17				14,308.75			
Hardy County PSD 17-B Water Refunding Revenue	04/19/17	3.300 - 3.300	26,000	22,775	213.3	06/30	CVB:BH	S&J
Hardy County PSD 17-B Water Refunding Reserve	04/19/17				2,501.21			
Hardy County PSD 17-C Water Refunding Revenue	04/19/17	3.150 - 3.150	208,000	187,902	1,440.71	05/33	CVB:BH	S&J
Hardy County PSD 17-C Water Refunding Reserve	04/19/17				16,888.39			
Hardy County PSD 17-D Water Refunding Revenue	04/19/17	3.250 - 3.250	422,900	389,695	2,646.09	11/35	GCB:BH	S&J
Hardy County PSD 17-D Water Refunding Reserve	04/19/17				31,019.26			
Hardy County PSD 17-E Water Refunding Revenue	04/19/17	3.400 - 3.400	430,400	400,866	2,572.23	06/37	GCB:BH	S&J
Hardy County PSD 17-E Water Refunding Reserve	04/19/17				30,153.55			
Hardy County Schools 12 GO	10/25/12	2.000 - 3.000	21,545,000	14,925,000	81,990.92	06/30	MBC - DTC	BR
Hardy County Schools 12 GO Sur Col	10/25/12				1,130,824.86			
Harman 08-A Sewer Revenue	11/07/08	0.000 - 0.000	300,000	230,910	685.57	09/48	MBC - UNB	S&J
Harman 08-A Sewer Reserve	11/07/08				7,193.62			
Harman 16-A Water Revenue	08/19/16	0.000 - 0.000	3,435,000	3,325,044	7,867.04	06/56	MBC - UNB	S&J
Harman 16-A Water Reserve	08/16/16				9,901.68			
Harpers Ferry 08-A Water Reserve	03/13/08				17,809.02			
Harpers Ferry 86-A Water Revenue	12/19/86	8.380 - 8.380	611,912	304,794	36,617.38	10/26	MBC - BNY	S&J
Harpers Ferry 86-A Water Reserve	12/19/86				54,431.20			
Harpers Ferry 86-B Water Revenue	12/19/86	0.000 - 0.000	150,088	31,597	6,465.60	10/26	MBC - BNY	S&J
Harpers Ferry 86-B Water Reserve	12/19/86				12,062.51			
Harpers Ferry-Bolivar PSD 09-A Sewer Revenue	07/21/09	0.000 - 0.000	629,612	362,021	3,223.68	12/30	MBC - DEP	JK
Harpers Ferry-Bolivar PSD 09-A Sewer Reserve	07/21/09				32,607.04			
Harpers Ferry-Bolivar PSD 18-A Sewer Revenue	01/26/18	2.500 - 2.500	2,874,930	2,698,747	0	12/37	MBC - DEP	JK
Harpers Ferry-Bolivar PSD 18-A Sewer Reserve	01/26/18				0			
Harrisville 01-A Sewer Revenue	04/11/01	2.000 - 2.000	638,000	103,520	7,376.44	03/22	MBC - DEP	JK
Harrisville 01-A Sewer Reserve	04/11/01				39,228.82			

ACCOUNT NAME	ISSUE DATE	INTEREST RATE	ORIGINAL ISSUANCE	OUTSTANDING 6/30/2019	ACCT BALANCE 6/30/2019	LAST DEBT	PAYING AGENT	BOND COUNSEL
Harrisville 08-A Sewer Reserve	11/20/08				21,136.23			
Harrisville 13-A Sewer Reserve	12/13/13				1,561.97			
Harrisville 13-B Sewer Reserve	12/13/13				30,839.50			
Harrisville 90 Sewer Reserve	04/17/90				36,842.41			
Harrisville 08-A Water Reserve	08/15/08				35,547.21			
Harrisville 08-B Water Reserve	09/18/08				13,714.73			
Harrisville 12-A Water Reserve	02/03/12				8,929.01			
Harrisville 14-A Water Reserve	07/25/14				6,827.42			
Harrisville 14-B Water Revenue	07/25/14	1.000 - 1.000	290,000	266,580	811.41	06/54	MBC - UNB	JK
Harrisville 14-B Water Reserve	07/25/14				3,558.46			
Hartford 15-A Water Revenue	08/18/15	0.500 - 0.500	207,136	186,167	1,095.27	03/46	MBC - BPH	S&J
Hartford 15-A Water Reserve	08/18/15				2,543.66			
Hartford 18-A Water Revenue	06/27/18	0.500 - 0.500	1,425,864	1,330,154	0	09/49	MBC - BPH	S&J
Hartford 18-A Water Reserve	06/27/18				0			
Hillsboro 86-A Sewer Revenue	05/30/86	9.750 - 9.750	280,400	138,229	19,472.16	10/25	MBC - BNY	LFG
Hillsboro 86-A Sewer Reserve	05/30/86				28,487.47			
Hillsboro 86-B Sewer Revenue	05/30/86	0.000 - 0.000	139,600	25,716	3,408.76	10/25	MBC - BNY	LFG
Hillsboro 86-B Sewer Reserve	05/30/86				3,752.17			
Hinton 04-A Sewer Revenue	03/30/04	0.000 - 0.000	490,000	310,961	5,275.77	03/44	MBC - DEP	S&J
Hinton 04-A Sewer Reserve	03/30/04				12,709.79			
Hinton 12-A Sewer Revenue	08/29/12	0.000 - 0.000	1,228,000	1,052,569	3,158.19	06/52	MBC - DEP	S&J
Hinton 12-A Sewer Reserve	08/29/12				18,359.58			
Hinton 90-A Sewer Revenue	06/14/90	7.850 - 7.850	637,262	379,667	33,281.81	10/29	MBC - BNY	S&J
Hinton 90-A Sewer Reserve	06/14/90				53,408.75			
Hinton 90-B Sewer Revenue	06/14/90	0.000 - 0.000	29,738	8,388	3,515.52	10/29	MBC - BNY	S&J
Hinton 90-B Sewer Reserve	06/14/90				794.48			
Hinton 90-C Sewer Reserve	06/14/90				39,816.74			

ACCOUNT NAME	ISSUE DATE	INTEREST RATE	ORIGINAL ISSUANCE	OUTSTANDING 6/30/2019	ACCT BALANCE 6/30/2019	LAST DEBT	PAYING AGENT	BOND COUNSEL
Hodgesville PSD 02-A Water Reserve	12/18/02				23,598.85			
Hodgesville PSD 11-A Water Reserve	04/14/11				11,557.58			
Hughes River Water 08-A Water Reserve	12/18/08				19,183.48			
Hughes River Water 08-B Water Reserve	12/18/08				5,580.84			
Huntington 00-A Sewer Revenue	10/24/00	2.000 - 2.000	1,832,399	270,151	11,912.99	12/21	MBC - DEP	S&J
Huntington 00-A Sewer Reserve	10/24/00				114,816.11			
Huntington 10-A Sewer Revenue	01/12/10	2.000 - 2.000	4,022,945	2,360,205	47,115.04	03/30	MBC - DEP	S&J
Huntington 10-A Sewer Reserve	01/12/10				247,383.02			
Huntington 10-B Sewer Revenue	11/10/10	2.000 - 2.000	2,622,055	1,758,979	22,483.57	12/31	MBC - DEP	S&J
Huntington 10-B Sewer Reserve	11/10/10				159,704.50			
Huntington 15-A Sewer Revenue	03/26/15	2.000 - 3.750	5,630,000	5,365,000	199,177.34	11/35	MBC - DTC	S&J
Huntington 15-A Sewer Reserve	03/26/15				428,451.33			
Huntington 16-A Sewer Refunding Revenue	04/08/16	2.020 - 2.020	2,816,000	1,922,000	261,050.41	11/23	SIGNBK:BH	S&J
Huntington 16-A Sewer Refunding Reserve	04/08/16				292,201.54			
Huntington 99 Sewer Revenue	06/22/99	2.000 - 2.000	2,083,550	125,087	13,184.26	06/20	MBC - DEP	S&J
Huntington 99 Sewer Reserve	06/22/99				128,123.46			
Hurricane 05-B Sewer Revenue	08/09/05	3.000 - 3.000	1,114,236	533,489	64,980.28	10/25	MBC - BNY	S&J
Hurricane 05-B Sewer Reserve	08/09/05				93,267.35			
Hurricane 05-C Sewer Revenue	08/09/05	5.000 - 5.000	485,764	232,580	28,328.68	10/25	MBC - BNY	S&J
Hurricane 05-C Sewer Reserve	08/09/05				40,660.11			
Hurricane 17-A Sewer Refunding Revenue	03/30/17	2.490 - 2.490	5,617,141	4,556,216	109,982.42	08/27	MBC-BBT GOV	S&J
Hurricane 17-A Sewer Refunding Reserve	03/30/17				581,024.01			
Hurricane 07-A Water Revenue	05/31/07	2.560 - 4.260	1,880,000	466,149	29,634.26	06/22	MBC-BBT GOV	S&J
Hurricane 07-A Water Reserve	05/31/07				93,114.86			
Hurricane 94 Water Revenue	05/05/94	6.750 - 6.750	1,100,000	745,424	43,209.16	10/33	MBC - BNY	S&J
Hurricane 94 Water Reserve	05/05/94				81,490.69			
Huttonsville PSD 03-A Sewer Revenue	06/03/03	0.000 - 0.000	3,934,000	2,285,191	10,596.33	03/39	MBC - UNB	JK

ACCOUNT NAME	ISSUE DATE	INTEREST RATE	ORIGINAL ISSUANCE	OUTSTANDING 6/30/2019	ACCT BALANCE 6/30/2019	LAST DEBT	PAYING AGENT	BOND COUNSEL
Huttonsville PSD 03-A Sewer Reserve	06/06/03				120,168.76			
Huttonsville PSD 03-B Sewer Reserve	06/06/03				30,651.52			
Huttonsville PSD 11-A Sewer Reserve	04/25/11				33,471.75			
Huttonsville PSD 11-B Sewer Revenue	04/25/11	0.000 - 0.000	800,000	664,020	1,878.86	03/51	MBC - UNB	S&J
Huttonsville PSD 11-B Sewer Reserve	04/25/11				21,727.09			
Huttonsville PSD 11-C Sewer Revenue	04/25/11	0.000 - 0.000	200,000	165,940	471.26	03/51	MBC - UNB	S&J
Huttonsville PSD 11-C Sewer Reserve	04/25/11				5,441.37			
Huttonsville PSD 84-B Sewer Revenue	02/28/84	0.000 - 0.000	144,089	4,002	3,095.82	10/19	MBC - BNY	S&J
Huttonsville PSD 00-A Water Reserve (R)*	07/27/00				35,288.53			
Huttonsville PSD 04-A Water Revenue	08/25/04	0.000 - 0.000	952,000	622,222	2,421.67	06/44	MBC - UNB	JK
Huttonsville PSD 04-A Water Reserve (R)*	08/25/04				25,843.51			
Huttonsville PSD 04-B Water Reserve (R)*	08/24/04				22,655.53			
Huttonsville PSD 12-A Water Revenue	08/07/12	0.000 - 0.000	244,500	193,550	828.58	03/43	MBC - BPH	S&J
Huttonsville PSD 12-A Water Reserve (R)*	08/07/12				5,326.27			
Huttonsville PSD 12-B Water Reserve	12/18/12				109,848.67			
Huttonsville PSD 12-C Water Revenue	12/18/12	0.000 - 0.000	1,085,000	950,252	2,556.07	12/52	MBC - UNB	S&J
Huttonsville PSD 12-C Water Reserve	12/18/12				14,117.93			
Huttonsville PSD 12-D Water Revenue	12/18/12	1.000 - 1.000	1,100,000	985,132	3,164.74	12/52	MBC - UNB	S&J
Huttonsville PSD 12-D Water Reserve	12/18/12				17,241.31			
Huttonsville PSD 12-E Water Revenue	12/18/12	0.000 - 0.000	1,700,000	1,671,996	783.85	09/45	MBC - UNB	S&J
Huttonsville PSD 12-E Water Reserve	12/18/12				42,053.74			
Huttonsville PSD 15-A Water Reserve	06/05/15				14,944.86			
Huttonsville PSD 15-B Water Revenue	06/05/15	0.000 - 0.000	3,655,500	3,381,333	12,537.57	03/47	MBC - BPH	S&J
Huttonsville PSD 15-B Water Reserve	06/05/15				126,541.05			
Huttonsville PSD 96 Water Reserve (R)*	06/07/96				56,639.25			
Huttonsville 14-A Water Revenue	08/18/14	1.000 - 1.000	576,000	532,301	1,621.77	06/54	MBC - UNB	S&J
Huttonsville 14-A Water Reserve	08/18/14				6,637.13			

ACCOUNT NAME	ISSUE DATE	INTEREST RATE	ORIGINAL ISSUANCE	OUTSTANDING 6/30/2019	ACCT BALANCE 6/30/2019	LAST DEBT	PAYING AGENT	BOND COUNSEL
Jane Lew PSD 05-A Sewer Revenue	07/19/05	0.000 - 0.000	959,015	639,343	2,337.85	06/45	MBC - UNB	S&J
Jane Lew PSD 05-A Sewer Reserve	07/19/05				25,522.36			
Jane Lew PSD 13-A Sewer Revenue	05/06/13	0.000 - 0.000	5,167,000	4,559,104	12,516.90	03/53	MBC - UNB	S&J
Jane Lew PSD 13-A Sewer Reserve	05/06/13				63,720.86			
Jane Lew PSD 04-A Water Reserve	12/16/04				32,327.16			
Jane Lew PSD 09-A Water Revenue	10/23/09	0.000 - 0.000	429,399	307,713	2,441.55	12/40	MBC - BPH	S&J
Jane Lew PSD 09-A Water Reserve	10/23/09				12,831.08			
Jefferson County Schools 12 Ref GO	08/02/12	4.000 - 4.000	11,590,000	1,685,000	109,653.48	05/20	MBC - DTC	BR
Jefferson County Schools 12 Ref Sur Col	08/02/12				1,365,335.46			
Jefferson County Schools 12 Ref Spec Sur	08/02/12				0			
Junior 04-A Sewer Revenue	10/25/04	0.000 - 0.000	902,250	496,238	6,036.47	12/35	MBC - DEP	S&J
Junior 04-A Sewer Reserve	10/25/04				31,116.52			
Junior 12-A Sewer Reserve	06/21/12				8,388.49			
Junior 09-A Water Revenue	09/10/09	0.000 - 0.000	690,000	538,632	3,036.61	09/49	MBC - UNB	S&J
Junior 09-A Water Reserve	09/10/09				18,554.76			
Justice PSD 93 Water Revenue	11/24/93	6.750 - 6.750	439,000	295,903	15,213.11	10/33	MBC - BNY	JK
Justice PSD 93 Water Reserve	11/24/93				31,978.00			
Kanawha Falls PSD 03-A Sewer Revenue	11/06/03	0.000 - 0.000	1,990,400	1,044,941	13,606.74	03/35	MBC - DEP	JK
Kanawha Falls PSD 03-A Sewer Reserve	11/06/03				67,757.64			
Kanawha Falls PSD 03-B Sewer Revenue	11/06/03	5.800 - 5.800	110,000	39,748	6,809.63	10/23	MBC-BBT/WDA	JK
Kanawha Falls PSD 03-B Sewer Reserve	11/06/03				9,494.64			
Kanawha Falls PSD 81 Sewer Reserve	01/01/81				143,646.07			
Kanawha Falls PSD 02-A Water Reserve	02/22/02				24,801.03			
Kanawha Falls PSD 80 Water Imp & Ref Reserve	09/14/81				161,857.85			
Kanawha (UKV) PSD 02-A Sewer Revenue	03/15/02	0.500 - 0.500	300,000	136,173	997.8	03/32	MBC - UNB	S&J
Kanawha (UKV) PSD 02-A Sewer Reserve	03/15/02				11,159.92			
Kanawha (Chelyan) PSD 02 Sewer Revenue	06/04/02	0.000 - 0.000	3,118,574	1,863,044	7,279.05	06/42	MBC - UNB	G&G

ACCOUNT NAME	ISSUE DATE	INTEREST RATE	ORIGINAL ISSUANCE	OUTSTANDING 6/30/2019	ACCT BALANCE 6/30/2019	LAST DEBT	PAYING AGENT	BOND COUNSEL
Kanawha (Chelyan) PSD 02 Sewer Reserve	06/04/02				84,122.61			
Kanawha (Chelyan) PSD 09-A Sewer Revenue	12/15/09	0.000 - 0.000	2,761,569	1,691,449	13,663.30	09/31	MBC - DEP	JK
Kanawha (Chelyan) PSD 09-A Sewer Reserve	12/15/09				111,733.79			
Kanawha (Chelyan) PSD 94-A Sewer Revenue	04/22/94	6.750 - 6.750	1,023,500	693,583	33,946.03	10/33	MBC - BNY	JK
Kanawha (Chelyan) PSD 94-A Sewer Reserve	04/22/94				75,824.40			
Kanawha (Chelyan) PSD 94-B Sewer Revenue	04/22/94	6.750 - 6.750	175,276	118,777	5,813.88	10/33	MBC - BNY	JK
Kanawha (Chelyan) PSD 94-B Sewer Reserve	04/22/94				12,984.82			
Kanawha (Chelyan) PSD 95-A Sewer Revenue	06/29/95	6.750 - 6.750	634,000	432,113	21,150.73	10/33	MBC - BNY	JK
Kanawha (Chelyan) PSD 95-A Sewer Reserve	06/29/95				47,240.37			
Kanawha (UKV-London) PSD 97-L Sewer Note	08/18/97	0.000 - 0.000	119,064	119,064	0	08/20	MBC - UNB	S&J
Kanawha (UKV-Pnt Ck) PSD 97-P Sewer Note	08/18/97	0.000 - 0.000	145,000	145,000	0	08/20	MBC - UNB	S&J
Kanawha (Chelyan) PSD 99-A Sewer Revenue	07/15/99	0.000 - 0.000	2,518,000	986,201	8,135.35	03/31	MBC - DEP	JK
Kanawha (Chelyan) PSD 99-A Sewer Reserve	07/15/99				87,158.35			
Kanawha (UKV) PSD 99 Sewer Revenue	10/21/99	0.000 - 0.000	5,768,297	3,033,936	13,473.07	09/39	MBC - UNB	S&J
Kanawha (UKV) PSD 99 Sewer Reserve	10/21/99				155,588.18			
Kenova 07-A Sewer Revenue	07/12/07	0.000 - 0.000	3,747,000	2,742,880	11,976.49	06/47	MBC - UNB	S&J
Kenova 07-A Sewer Reserve	07/12/07				97,964.40			
Kenova 07-B Sewer Revenue	07/12/07	0.000 - 0.000	4,649,209	3,403,342	16,173.29	06/47	MBC - DEP	S&J
Kenova 07-B Sewer Reserve	07/12/07				121,548.00			
Kenova 91-A Sewer Revenue	08/09/91	8.100 - 8.100	508,101	308,379	22,399.15	10/29	MBC - BNY	S&J
Kenova 91-A Sewer Reserve	08/09/91				43,407.00			
Kenova 91-B Sewer Revenue	08/09/91	0.000 - 0.000	22,941	6,641	467.96	10/29	MBC - BNY	S&J
Kenova 91-B Sewer Reserve	08/09/91				604			
Kenova 01 Water Reserve	12/06/01				49,091.16			
Kenova 05-A Water Revenue	09/27/05	5.050 - 5.050	1,500,000	698,533	83,652.04	10/25	MBC - BNY	G&G
Kenova 05-A Water Reserve	09/27/05				120,940.80			
Kenova 05-B Water Revenue	09/27/05	6.000 - 6.000	1,500,000	1,305,567	44,860.17	10/44	MBC - BNY	G&G

ACCOUNT NAME	ISSUE DATE	INTEREST RATE	ORIGINAL ISSUANCE	OUTSTANDING 6/30/2019	ACCT BALANCE 6/30/2019	LAST DEBT	PAYING AGENT	BOND COUNSEL
Kenova 05-B Water Reserve	09/27/05				100,404.00			
Kenova 05-C Water Revenue	09/27/05	0.000 - 0.000	9,986,213	5,908,482	50,206.97	03/37	MBC - BPH	G&G
Kenova 05-C Water Reserve	09/27/05				332,876.40			
Kenova 17 Water Reserve	03/16/17				0			
Keyser 01-B Sewer Refunding Revenue	09/13/01	4.000 - 5.800	1,795,000	755,000	93,398.19	10/25	MBC - DTC	BR
Keyser 01-B Sewer Refunding Reserve (R)*	09/13/01				140,772.01			
Keyser 01 Sewer Revenue	02/13/01	0.000 - 0.000	523,072	523,072	282.03	03/25	MBC - DEP	BR
Keyser 01 Sewer Reserve (R)*	01/25/01				0			
Keyser 14-A Sewer Revenue	08/27/14	1.000 - 1.000	2,597,300	2,426,154	10,609.63	06/54	MBC - UNB	BR
Keyser 14-A Sewer Reserve	08/27/14				27,825.81			
Keyser 15-A Sewer Revenue	01/29/15	0.000 - 0.000	20,400,000	19,819,465	29,766.41	06/50	MBC - DEP	S&J
Keyser 15-A Sewer Reserve	01/29/15				155,283.84			
Keyser 80 Sewer Reserve (R)*	09/14/81				58,774.69			
Keyser 99 Sewer Revenue	11/16/99	0.000 - 0.000	5,753,801	980,760	56,188.81	03/23	MBC - DEP	BR
Keyser 99 Sewer Reserve (R)*	11/16/99				272,244.98			
Keyser 13-A Water Reserve	09/03/13				67,585.49			
Keyser 14-A Water Reserve	08/27/14				49,368.87			
Keyser 98-A Water Revenue	10/15/98	6.250 - 6.250	761,842	546,953	31,522.91	10/35	MBC - BNY	BR
Keyser 98-A Water Reserve	10/15/98				53,760.96			
Keyser 98-B Water Revenue	10/15/98	5.800 - 5.800	2,997,584	2,264,364	111,955.93	10/38	MBC - BNY	BR
Keyser 98-B Water Reserve	10/15/98				195,951.79			
Kingmill Valley PSD 10-A Sewer Reserve	02/11/10				108,893.77			
Kingmill Valley PSD 14-A Sewer Refunding Revenue	04/23/14	2.670 - 2.670	721,925	427,683	6,379.09	10/25	MBC-BBT GOV	S&J
Kingmill Valley PSD 14-A Sewer Refunding Reserve	04/23/14				75,008.59			
Kingmill Valley PSD 86-B Sewer Revenue	06/12/86	0.000 - 0.000	81,343	14,600	2,012.87	10/25	MBC - BNY	S&J
Kingmill Valley PSD 86-B Sewer Reserve	06/12/86				3,483.69			
Kingmill Valley PSD 99-A Sewer Revenue	06/15/99	5.800 - 5.800	183,200	138,388	5,976.03	10/38	MBC - BNY	S&J

ACCOUNT NAME	ISSUE DATE	INTEREST RATE	ORIGINAL ISSUANCE	OUTSTANDING 6/30/2019	ACCT BALANCE 6/30/2019	LAST DEBT	PAYING AGENT	BOND COUNSEL
Kingmill Valley PSD 99-A Sewer Reserve	06/15/99				12,009.19			
Kingwood 01 Sewer Revenue	12/20/01	0.000 - 0.000	876,739	401,048	9,039.94	03/33	MBC - DEP	S&J
Kingwood 01 Sewer Reserve (R)*	12/20/01				30,344.18			
Kingwood 10-A Sewer Refunding Revenue	08/27/10	3.000 - 4.250	1,605,000	865,000	95,477.55	10/25	MBC - DTC	S&J
Kingwood 10-A Sewer Refunding Reserve (R)*	08/27/10				152,308.14			
Kingwood 12-A Sewer Revenue	07/25/12	0.000 - 0.000	15,794,955	14,044,955	33,119.02	06/52	MBC - DEP	S&J
Kingwood 12-A Sewer Reserve	07/25/12				302,267.87			
Kingwood 86-B Sewer Revenue	03/26/86	0.000 - 0.000	850,860	156,737	41,698.37	10/25	MBC - BNY	S&J
Kingwood 86-B Sewer Reserve (R)*	03/26/86				23,735.14			
Kingwood 01 Water Revenue	01/18/01	5.800 - 5.800	1,139,214	181,090	71,189.67	10/20	MBC - BNY	S&J
Kingwood 01 Water Reserve	01/18/01				99,640.22			
Kingwood 07-A Water Revenue	06/14/07	0.000 - 0.000	265,000	191,470	659.02	06/47	MBC - UNB	S&J
Kingwood 07-A Water Reserve	06/14/07				6,986.38			
Kingwood 09-A Water Revenue	09/29/09	0.000 - 0.000	1,135,000	880,340	2,803.86	09/49	MBC - UNB	S&J
Kingwood 09-A Water Reserve	09/29/09				30,251.29			
Kingwood 87-A Water Revenue	01/07/87	8.380 - 8.380	2,810,612	1,399,973	132,133.40	10/26	MBC - BNY	S&J
Kingwood 87-A Water Reserve	01/07/87				250,006.95			
Kingwood 87-B Water Revenue	01/07/87	0.000 - 0.000	689,388	145,134	14,126.40	10/26	MBC - BNY	S&J
Kingwood 87-B Water Reserve	01/07/87				18,857.13			
Kopperston PSD 96 Water Revenue	09/20/96	6.250 - 6.250	644,000	458,034	25,826.15	10/35	MBC - BNY	JK
Kopperston PSD 96 Water Reserve	09/20/96				45,023.08			
Lake Floyd PSD 86-A Sewer Revenue	03/07/86	9.750 - 9.750	136,870	67,473	10,621.17	10/25	MBC - BNY	S&J
Lake Floyd PSD 86-A Sewer Reserve	03/07/86				13,905.49			
Lake Floyd PSD 86-B Sewer Revenue	03/07/86	0.000 - 0.000	68,130	12,550	1,835.02	10/25	MBC - BNY	S&J
Lake Floyd PSD 86-B Sewer Reserve	03/07/86				1,839.06			
Lake Floyd PSD 86-A&B Sewer R&R	03/07/86				8,371.99			
Lashmeet PSD 98-A Lot 2 Water Revenue	09/10/98	2.000 - 2.000	670,000	393,491	4,672.90	09/38	MBC - UNB	S&J

ACCOUNT NAME	ISSUE DATE	INTEREST RATE	ORIGINAL ISSUANCE	OUTSTANDING 6/30/2019	ACCT BALANCE 6/30/2019	LAST DEBT	PAYING AGENT	BOND COUNSEL
Lashmeet PSD 98-A Water Revenue	09/10/98	2.000 - 2.000	3,400,000	1,996,819	25,453.24	09/38	MBC - UNB	S&J
Lashmeet PSD 98-A Water Reserve	09/10/98				151,651.96			
Lavalette PSD 06-A Water Reserve	02/23/06				109,497.22			
Lavalette PSD 06-B Water Reserve	02/23/06				38,347.78			
Lavalette PSD 06-C Water Revenue	02/23/06	0.000 - 0.000	1,918,050	1,320,210	14,579.22	12/45	MBC - UNB	S&J
Lavalette PSD 06-C Water Reserve	02/23/06				51,698.16			
Lavalette PSD 09-A Water Reserve	05/18/09				72,360.49			
Lavalette PSD 09-B Water Reserve	05/18/09				39,273.59			
Lavalette PSD 10-A Water Reserve	03/10/10				89,113.72			
Lavalette PSD 10-B Water Reserve	03/10/10				8,436.44			
Lavalette PSD 11-A Water Reserve	02/04/11				70,212.06			
Lavalette PSD 12-A Water Reserve	09/21/12				28,063.90			
Lewis County EDA 03-A Water Revenue	08/27/03	0.000 - 0.000	2,374,500	1,442,734	10,343.07	06/43	MBC - UNB	S&J
Lewis County EDA 03-A Water Reserve	08/27/03				0		LOC	06/01/2043
Lewis County EDA 06-A Water Revenue	07/27/06	0.000 - 0.000	4,422,000	3,101,112	19,573.20	06/46	MBC - UNB	S&J
Lewis County EDA 06-A Water Reserve	07/27/06				0		LOC	06/01/2046
Lewis County EDA 16-A Water Revenue	01/20/16	1.000 - 1.000	2,650,109	2,536,083	16,540.20	12/55	MBC - UNB	S&J
Lewis County EDA 16-A Water Reserve	01/20/16				32,614.09			
Lewis County EDA 17-A Water Revenue	08/31/17	1.000 - 1.000	947,210	939,041	4,973.09	06/57	MBC - UNB	S&J
Lewis County EDA 17-A Water Reserve	08/31/17				31,572.99			
Lewis County EDA 99-A Water Revenue	06/10/99	0.000 - 0.000	1,673,000	852,480	7,282.98	06/39	MBC - UNB	S&J
Lewis County EDA 99-A Water Reserve	06/10/99				0		LOC	06/01/2039
Lewisburg 09-A Water Revenue	05/22/09	4.510 - 4.510	1,000,000	611,440	13,365.71	06/29	MBC-BBT GOV	S&J
Lewisburg 09-A Water Reserve	05/22/09				78,991.75			
Lewisburg 10-A Water Revenue	12/02/10	3.000 - 3.000	1,482,000	1,043,479	14,292.05	03/32	MBC - UNB	S&J
Lewisburg 10-A Water Reserve	12/02/10				99,959.70			
Lewisburg 12-A Water Revenue	06/27/12	4.000 - 4.000	486,000	355,220	6,343.04	04/32	MBC-OVB:BH	S&J

ACCOUNT NAME	ISSUE DATE	INTEREST RATE	ORIGINAL ISSUANCE	OUTSTANDING 6/30/2019	ACCT BALANCE 6/30/2019	LAST DEBT	PAYING AGENT	BOND COUNSEL
Lewisburg 12-A Water Reserve	06/27/12				25,694.96			
Lewisburg 13-A Water Revenue	04/01/13	3.500 - 3.500	3,500,000	2,696,339	21,299.77	06/33	PREMIER:BH	S&J
Lewisburg 13-A Water Reserve	04/01/13				254,073.88			
Lewisburg Water Repair & Replacement	06/01/11				43,407.65			
Lincoln PSD 02-A Water Revenue	08/06/02	5.800 - 5.800	580,429	459,892	19,066.86	10/39	MBC - BNY	S&J
Lincoln PSD 02-A Water Reserve	08/06/02				38,883.94			
Lincoln PSD 02-B Water Revenue	08/06/02	5.800 - 5.800	121,522	96,285	4,000.02	10/39	MBC-BBT/WDA	S&J
Lincoln PSD 02-B Water Reserve	08/06/02				8,141.47			
Lincoln PSD 03-A Water Reserve	07/03/03				58,548.92			
Lincoln PSD 06-A Water Revenue	07/13/06	0.000 - 0.000	550,242	372,978	2,576.60	12/44	MBC - UNB	S&J
Lincoln PSD 06-A Water Reserve	07/13/06				15,729.14			
Lincoln PSD 10-A Water Revenue	06/16/10	0.000 - 0.000	2,200,000	1,771,420	5,135.08	06/50	MBC - UNB	S&J
Lincoln PSD 10-A Water Reserve	06/16/10				59,430.71			
Lincoln PSD 15-A Water Reserve	03/06/15				9,084.06			
Lincoln PSD 15-B Water Revenue	03/13/15	1.000 - 1.000	1,000,000	940,614	2,814.32	03/55	MBC - UNB	S&J
Lincoln PSD 15-B Water Reserve	03/06/15				9,085.81			
Lincoln PSD 18-A Water Reserve	01/26/18				0			
Lincoln PSD 98 Water Design Reserve	12/29/98				5,050.36			
Little Creek PSD 16-A Water Reserve	07/21/16				7,416.62			
Logan County PSD 02-A Sewer Revenue	12/12/02	0.000 - 0.000	5,328,940	3,295,528	28,469.60	12/42	MBC - DEP	JK
Logan County PSD 02-A Sewer Reserve	12/12/02				145,676.39			
Logan County PSD 02-B Sewer Revenue	12/12/02	0.000 - 0.000	2,190,000	1,345,490	5,145.52	12/42	MBC - UNB	JK
Logan County PSD 02-B Sewer Reserve	12/12/02				59,479.65			
Logan County PSD 02-C Sewer Reserve	12/12/02				17,007.50			
Logan County PSD 08-A Sewer Revenue	04/09/08	0.000 - 0.000	4,500,000	3,338,680	10,422.97	03/48	MBC - UNB	JK
Logan County PSD 08-A Sewer Reserve	04/09/08				117,248.98			
Logan County PSD 13-A Sewer Reserve	01/24/13				25,311.21			

ACCOUNT NAME	ISSUE DATE	INTEREST RATE	ORIGINAL ISSUANCE	OUTSTANDING 6/30/2019	ACCT BALANCE 6/30/2019	LAST DEBT	PAYING AGENT	BOND COUNSEL
Logan County PSD 18-A Sewer Reserve	01/18/18				0			
Logan County PSD 18-B Sewer Revenue	01/11/18	0.500 - 0.500	1,700,000	1,651,925	0	12/57	MBC - UNB	JK
Logan County PSD 18-B Sewer Reserve	01/11/18				0			
Logan County PSD 01-A Water Revenue	09/06/01	5.800 - 5.800	3,830,000	3,034,626	114,653.87	10/39	MBC - BNY	JK
Logan County PSD 01-A Water Reserve	09/06/01				256,580.28			
Logan County PSD 01-B Water Revenue	09/06/01	0.000 - 0.000	2,670,000	1,543,030	6,232.45	09/41	MBC - UNB	JK
Logan County PSD 01-B Water Reserve	09/06/01				72,049.77			
Logan County PSD 02-A Water Reserve	01/24/02				76,465.64			
Logan County PSD 02-B Water Revenue	10/09/02	0.000 - 0.000	1,100,000	660,000	2,608.11	09/42	MBC - UNB	JK
Logan County PSD 02-B Water Reserve	10/09/02				29,515.91			
Logan County PSD 03-B Water Revenue	10/29/03	0.000 - 0.000	3,600,000	2,282,353	8,459.16	09/43	MBC - UNB	JK
Logan County PSD 03-B Water Reserve	10/29/03				98,031.41			
Logan County PSD 05-A Water Revenue	04/27/05	0.000 - 0.000	923,245	621,531	2,514.43	03/45	MBC - UNB	JK
Logan County PSD 05-A Water Reserve	04/27/05				25,029.93			
Logan County PSD 08-A Water Revenue	07/16/08	0.000 - 0.000	1,700,000	1,280,518	3,967.36	06/48	MBC - UNB	JK
Logan County PSD 08-A Water Reserve	07/16/08				43,769.46			
Logan County PSD 08-B Water Revenue	07/16/08	0.000 - 0.000	1,900,000	1,421,928	4,407.77	06/48	MBC - UNB	JK
Logan County PSD 08-B Water Reserve	07/16/08				49,227.30			
Logan County PSD 10-A Water Revenue	03/16/10	0.000 - 0.000	800,000	647,350	1,898.64	03/50	MBC - UNB	JK
Logan County PSD 10-A Water Reserve	03/16/10				15,996.85			
Logan County PSD 12-A Water Reserve	12/13/12				10,867.98			
Logan County PSD 13-A Water Revenue	02/07/13	0.000 - 0.000	3,152,845	2,690,460	12,139.33	12/52	MBC - UNB	JK
Logan County PSD 13-A Water Reserve	02/07/13				48,806.18			
Logan County PSD 14-A Water Reserve	07/24/14				18,134.48			
Logan County PSD 14-B Water Revenue	07/24/14	2.000 - 2.000	3,478,000	3,171,025	26,167.24	12/45	MBC - UNB	JK
Logan County PSD 14-B Water Reserve	07/24/14				56,813.48			
Logan County PSD 15-A Water Reserve	06/05/15				4,171.48			

ACCOUNT NAME	ISSUE DATE	INTEREST RATE	ORIGINAL ISSUANCE	OUTSTANDING 6/30/2019	ACCT BALANCE 6/30/2019	LAST DEBT	PAYING AGENT	BOND COUNSEL
Logan County PSD 15-B Water Revenue	09/02/15	2.000 - 2.000	907,000	850,392	4,346.12	12/46	MBC - UNB	JK
Logan County PSD 15-B Water Reserve	09/02/15				10,637.87			
Logan County PSD 18-A Water Reserve	08/20/18				0			
Logan County PSD 18-B Water Reserve	08/20/18				0			
Logan County PSD 19-A Water Revenue	02/07/19	3.000 - 3.000	2,524,000	335,500	0	03/50	MBC - UNB	JK
Logan County PSD 19-A Water Reserve	02/07/19				0			
Logan County PSD 96-B Water Revenue	07/31/96	3.000 - 3.000	1,780,000	752,238	14,368.09	09/29	MBC - UNB	JK
Logan County PSD 96-B Water Reserve	07/31/96				87,603.81			
Logan County PSD 97-A Water Revenue	02/12/97	3.000 - 3.000	1,000,000	609,641	7,061.20	12/37	MBC - UNB	JK
Logan County PSD 97-A Water Reserve	02/12/97				43,560.42			
Logan County PSD 97-B Water Revenue	03/25/97	2.000 - 2.000	1,075,000	592,880	6,415.67	03/37	MBC - UNB	JK
Logan County PSD 97-B Water Reserve	03/25/97				40,224.74			
Logan County PSD 98-A Water Revenue	06/10/98	1.000 - 1.000	815,000	435,177	2,263.17	06/38	MBC - UNB	JK
Logan County PSD 98-A Water Reserve	06/10/98				25,468.93			
Logan County PSD 99-A Water Revenue	04/21/99	0.000 - 0.000	5,050,000	2,917,548	13,239.07	03/39	MBC - UNB	JK
Logan County PSD 99-A Water Reserve	04/21/99				153,472.53			
Logan County PSD 99-C Water Revenue	06/17/99	0.000 - 0.000	2,590,000	1,336,750	6,007.19	06/39	MBC - UNB	JK
Logan County PSD 99-C Water Reserve	06/17/99				130,289.98			
Logan County PSD 99-D Water Revenue	12/14/99	5.800 - 5.800	330,000	27,518	22,679.45	10/19	MBC-BBT/WDA	JK
Logan County PSD 99-D Water Reserve	12/14/99				29,452.36			
Logan 08-A Sewer Revenue	06/27/08	0.000 - 0.000	4,446,053	3,343,559	11,143.12	06/48	MBC - DEP	S&J
Logan 08-A Sewer Reserve	06/27/08				119,089.73			
Logan 13-A Sewer Revenue	04/11/13	0.000 - 0.000	400,000	348,380	991.82	03/53	MBC - DEP	S&J
Logan 13-A Sewer Reserve	04/11/13				10,594.23			
Logan 87-A Sewer Revenue	09/25/87	8.380 - 8.380	623,087	310,363	28,688.17	10/26	MBC - BNY	JK
Logan 87-A Sewer Reserve	09/25/87				55,424.65			
Logan 87-B Sewer Revenue	09/25/87	0.000 - 0.000	152,833	32,178	3,072.65	10/26	MBC - BNY	JK

ACCOUNT NAME	ISSUE DATE	INTEREST RATE	ORIGINAL ISSUANCE	OUTSTANDING 6/30/2019	ACCT BALANCE 6/30/2019	LAST DEBT	PAYING AGENT	BOND COUNSEL
Logan 87-B Sewer Reserve	09/25/87				4,130.74			
Logan 93-A Sewer Revenue	03/29/93	7.750 - 7.750	2,284,839	1,500,673	84,144.47	10/31	MBC - BNY	JK
Logan 93-A Sewer Reserve	03/29/93				189,436.71			
Logan 93-B Sewer Revenue	03/29/93	0.000 - 0.000	76,161	25,387	1,493.29	10/31	MBC - BNY	JK
Logan 93-B Sewer Reserve	03/29/93				2,004.31			
Logan 95 Sewer Revenue	08/31/95	6.750 - 6.750	377,980	257,617	12,459.53	10/33	MBC - BNY	JK
Logan 95 Sewer Reserve	08/31/95				28,163.99			
Lubeck PSD 05-A Sewer Revenue	09/27/05	0.000 - 0.000	7,879,443	7,879,443	0	03/39	MBC - UNB	JK
Lubeck PSD 05-A Sewer Reserve	09/27/05				42,703.68			
Lubeck PSD 05-B Sewer Revenue	09/27/05	0.000 - 0.000	2,411,178	1,600,698	7,283.36	03/39	MBC - UNB	JK
Lubeck PSD 05-B Sewer Reserve	09/27/05				89,632.15			
Lubeck PSD 10-A Sewer Revenue	02/25/10	0.000 - 0.000	2,136,720	1,455,180	6,620.41	03/39	MBC - UNB	JK
Lubeck PSD 10-A Sewer Reserve	02/25/10				76,550.77			
Lubeck PSD 12-A Sewer Revenue	06/22/12	0.000 - 0.000	716,272	617,299	1,856.13	03/52	MBC - DEP	JK
Lubeck PSD 12-A Sewer Reserve	06/22/12				19,588.06			
Lubeck PSD 15-A Sewer Revenue	02/27/15	0.000 - 0.000	2,070,530	1,721,806	7,863.78	03/39	MBC - UNB	JK
Lubeck PSD 15-A Sewer Reserve	02/27/15				38,434.53			
Lubeck PSD 15-B Sewer Reserve	03/26/15				11,068.17			
Lubeck PSD 15 Sewer BAN	02/27/15	0.000 - 0.000	2,070,529	2,070,029	87.16	03/20	MBC - UNB	JK
Lubeck PSD 99-A Sewer Revenue	03/09/99	0.000 - 0.000	7,950,000	695,625	82,656.89	03/21	MBC - DEP	JK
Lubeck PSD 99-A Sewer Reserve (R)*	03/09/99				415,368.79			
Lubeck PSD 99-B Sewer Revenue	03/09/99	0.000 - 0.000	2,000,000	1,039,466	10,237.15	03/39	MBC - UNB	JK
Lubeck PSD 99-B Sewer Reserve	03/09/99				64,137.04			
Lubeck PSD 05-A Water Revenue	06/17/05	3.000 - 3.000	1,573,000	702,018	17,679.91	12/26	MBC - UNB	JK
Lubeck PSD 05-A Water Reserve	06/17/05				106,093.98			
Lubeck PSD 05-B Water Reserve	06/17/05				111,232.30			
Lubeck PSD 05-C Water Reserve	06/17/05				25,383.45			

ACCOUNT NAME	ISSUE DATE	INTEREST RATE	ORIGINAL ISSUANCE	OUTSTANDING 6/30/2019	ACCT BALANCE 6/30/2019	LAST DEBT	PAYING AGENT	BOND COUNSEL
Lubeck PSD 10-A Water Reserve	05/14/10				51,824.55			
Lubeck PSD 11-A Water Reserve	02/11/11				44,081.61			
Lubeck PSD 11-B Water Revenue	11/30/11	3.000 - 3.000	352,565	248,286	2,107.78	03/32	MBC - UNB	JK
Lubeck PSD 11-B Water Reserve	11/30/11				17,805.63			
Lubeck PSD 16-A Water Revenue	09/22/16	0.500 - 0.500	3,273,000	3,056,385	11,618.20	03/48	MBC - BPH	JK
Lubeck PSD 16-A Water Reserve	09/22/16				15,885.84			
Lubeck PSD 90-A Water Revenue	04/02/90	7.850 - 7.850	3,139,013	1,870,154	166,694.97	10/29	MBC - BNY	BR
Lubeck PSD 90-A Water Reserve	04/02/90				263,081.87			
Lubeck PSD 90-B Water Revenue	04/02/90	0.000 - 0.000	146,487	41,317	5,751.92	10/29	MBC - BNY	BR
Lubeck PSD 90-B Water Reserve	04/02/90				6,672.05			
Lumberport 11-A Sewer Revenue	12/15/11	0.000 - 0.000	1,755,150	1,243,941	5,794.59	09/37	MBC - UNB	S&J
Lumberport 11-A Sewer Reserve	12/15/11				70,523.52			
Lumberport 02-A Water Reserve	07/10/02				44,280.45			
Malden PSD 09-A Sewer Revenue	08/26/09	0.000 - 0.000	2,639,983	1,836,733	29,211.72	12/38	MBC - DEP	S&J
Malden PSD 09-A Sewer Reserve	08/26/09				98,959.83			
Malden PSD 09-C Sewer Reserve	08/26/09				116,757.50			
Malden PSD 16-A Sewer Reserve	10/06/16				98,009.99			
Malden PSD 16-B Sewer Reserve	10/06/16				175,096.83			
Malden PSD 16-C Sewer Reserve	10/06/16				34,314.60			
Malden PSD 16-D Sewer Revenue	10/06/16	1.000 - 1.000	5,000,000	4,559,358	19,305.78	09/48	MBC - UNB	S&J
Malden PSD 16-D Sewer Reserve	10/06/16				197,739.40			
Mannington PSD 10-A Water Reserve	05/25/10				50,473.14			
Mannington 17-A Sewer Refunding Revenue	03/15/17	2.520 - 2.520	1,143,000	933,001	11,130.12	06/27	MBC-BBT GOV	S&J
Mannington 17-A Sewer Refunding Reserve	03/15/17				118,238.87			
Mannington 18-A Sewer Reserve	01/19/18				0			
Marion County Schools 11 GO	03/02/11	2.000 - 4.000	15,760,000	3,555,000	279,489.03	05/21	MBC - DTC	S&J
Marion County Schools 11 GO Surplus Collections	03/02/11				955,742.36			

ACCOUNT NAME	ISSUE DATE	INTEREST RATE	ORIGINAL ISSUANCE	OUTSTANDING 6/30/2019	ACCT BALANCE 6/30/2019	LAST DEBT	PAYING AGENT	BOND COUNSEL
Marlinton 05-A Water & Sewer Revenue	10/19/05	0.000 - 0.000	1,660,766	968,766	5,372.16	12/36	MBC - DEP	S&J
Marlinton 05-A Water & Sewer Reserve	10/19/05				57,457.78			
Marlinton 08-A Water & Sewer Revenue	02/06/08	0.000 - 0.000	2,187,000	1,643,730	5,026.00	12/48	MBC - UNB	S&J
Marlinton 08-A Water & Sewer Reserve	02/06/08				55,937.14			
Marlinton 18-A Water & Sewer Revenue	06/14/18	1.000 - 1.000	4,063,000	1,457,847	0	06/58	MBC - UNB	S&J
Marlinton 18-A Water & Sewer Reserve	06/14/18				0			
Marlinton 97-A Water & Sewer Revenue	01/30/97	0.000 - 0.000	239,495	106,276	540.46	03/37	MBC - UNB	S&J
Marlinton 97-A Water & Sewer Reserve	01/30/97				6,219.33			
Marlinton 97-B Water & Sewer Revenue	08/18/97	0.000 - 0.000	555,450	253,116	1,474.31	06/37	MBC - UNB	S&J
Marlinton 97-B Water & Sewer Reserve	08/18/97				14,646.69			
Marlinton 98-A Water & Sewer Revenue	11/20/98	0.000 - 0.000	705,400	252,754	2,999.02	03/30	MBC - BPH	S&J
Marlinton 98-A Water & Sewer Reserve	11/20/98				24,442.87			
Marmet 09-A Sewer Revenue	06/18/09	0.000 - 0.000	1,688,771	1,196,208	29,410.11	09/40	MBC - DEP	S&J
Marmet 09-A Sewer Reserve	06/18/09				53,878.05			
Marmet 90-A Sewer Revenue	01/03/90	7.850 - 7.850	664,013	373,270	36,144.99	10/28	MBC - BNY	JTP
Marmet 90-A Sewer Reserve	01/03/90				55,893.73			
Marmet 90-B Sewer Revenue	01/03/90	0.000 - 0.000	30,987	8,155	706.47	10/28	MBC - BNY	JTP
Marmet 90-B Sewer Reserve	01/03/90				1,531.24			
Marshall County PSD #2 14-A Water Reserve	07/11/14				28,434.55			
Marshall County PSD #2 16-A Water Reserve	03/10/16				8,228.92			
Marshall County PSD #3 12-A Water Revenue	11/08/12	1.000 - 1.000	3,550,022	3,142,458	11,349.23	09/52	MBC - UNB	S&J
Marshall County PSD #3 12-A Water Reserve	11/08/12				112,503.38			
Marshall County PSD #4 07-A Water Reserve	09/26/07				125,217.08			
Marshall County PSD #4 07-B Water Revenue	09/26/07	0.000 - 0.000	1,225,000	816,640	12,484.40	06/39	MBC - BPH	S&J
Marshall County PSD #4 07-B Water Reserve	09/26/07				42,336.33			
Marshall County PSD #4 19-A Water Reserve	02/14/19				0			
Marshall County PSD #4 82 Water Reserve	02/11/71				70,043.85			

ACCOUNT NAME	ISSUE DATE	INTEREST RATE	ORIGINAL ISSUANCE	OUTSTANDING 6/30/2019	ACCT BALANCE 6/30/2019	LAST DEBT	PAYING AGENT	BOND COUNSEL
Marshall County PSD #4 89 Water Reserve	07/23/90				22,178.88			
Marshall County PSD #4 96-A Water Reserve	07/25/96				8,484.95			
Marshall County PSD #4 96-B Water Reserve	07/25/96				23,028.66			
Marshall County Sewerage District 07-A Revenue	11/02/07	0.000 - 0.000	643,800	475,480	4,401.57	09/47	MBC - UNB	S&J
Marshall County Sewerage District 07-A Reserve	11/02/07				16,960.74			
Marshall County Sewerage District 07-B Revenue	11/02/07	0.000 - 0.000	200,000	200,000	0	09/38	MBC - UNB	S&J
Marshall County Sewerage District 07-B Reserve	11/02/07				0			
Marshall County Sewerage District 17-A Reserve	06/02/17				0			
Marshall County Sewerage District 17-B Revenue	06/02/17	1.000 - 1.000	2,160,000	2,111,178	6,087.03	06/57	MBC - UNB	S&J
Marshall County Sewerage District 17-B Reserve	06/02/17				3,969.95			
Marshall County Sewerage District 87-A Revenue	03/18/87	8.380 - 8.380	89,940	44,799	4,265.55	10/26	MBC - BNY	S&J
Marshall County Sewerage District 87-A Reserve	03/18/87				8,000.86			
Marshall County Sewerage District 87-B Revenue	03/18/87	0.000 - 0.000	22,060	4,644	1,242.90	10/26	MBC - BNY	S&J
Marshall County Sewerage District 87-B Reserve	03/18/87				1,084.93			
Marshall County Sewerage District 90-A Revenue	11/26/90	8.100 - 8.100	267,737	162,496	10,924.69	10/29	MBC - BNY	S&J
Marshall County Sewerage District 90-A Res (R)*	11/26/90				23,520.12			
Marshall County Sewerage District 90-B Revenue	11/26/90	0.000 - 0.000	12,091	3,500	623.68	10/29	MBC - BNY	S&J
Marshall County Sewerage District 90-B Reserve	11/26/90				429.73			
Martinsburg 00-A Water & Sewer Revenue	09/27/00	2.000 - 2.000	7,564,000	1,227,328	102,603.71	03/22	MBC - BPH	BR
Martinsburg 00-A Water & Sewer Reserve	09/27/00				465,134.15			
Martinsburg 00-B Water & Sewer Revenue	09/27/00	3.000 - 3.000	3,000,000	526,080	40,921.68	03/22	MBC - UNB	BR
Martinsburg 00-B Water & Sewer Reserve	09/27/00				202,338.40			
Martinsburg 00-C Water & Sewer Revenue	09/27/00	5.800 - 5.800	1,976,352	1,542,601	73,063.62	10/39	MBC - BNY	BR
Martinsburg 00-C Water & Sewer Reserve	09/27/00				130,426.97			
Martinsburg 11-A Water & Sewer Revenue	12/28/11	2.000 - 3.875	8,830,000	6,340,000	422,996.37	09/31	MBC - DTC	BR
Martinsburg 11-A Water & Sewer Reserve	12/28/11				627,642.51			
Martinsburg 13-A Water & Sewer Revenue	10/01/13	0.500 - 0.500	29,454,059	25,202,044	142,775.06	09/36	MBC - DEP	BR

ACCOUNT NAME	ISSUE DATE	INTEREST RATE	ORIGINAL ISSUANCE	OUTSTANDING 6/30/2019	ACCT BALANCE 6/30/2019	LAST DEBT	PAYING AGENT	BOND COUNSEL
Martinsburg 13-A Water & Sewer Reserve	10/01/13				1,579,026.16			
Mason County PSD 08-A Sewer Revenue	10/28/08	0.000 - 0.000	500,000	374,985	1,174.38	09/48	MBC - UNB	JK
Mason County PSD 08-A Sewer Reserve	10/28/08				12,874.04			
Mason County PSD 12-A Sewer Revenue	11/01/12	0.000 - 0.000	4,600,000	4,024,984	11,950.00	09/52	MBC - DEP	JK
Mason County PSD 12-A Sewer Reserve	11/01/12				60,245.99			
Mason County PSD 00-A Water Revenue	06/28/00	2.000 - 2.000	960,000	100,112	5,656.78	03/21	MBC - BPH	JK
Mason County PSD 00-A Water Reserve	06/28/00				59,036.01			
Mason County PSD 01-A Water Reserve	03/16/01				20,904.06			
Mason County PSD 04-A Water Revenue	06/08/04	2.000 - 2.000	602,000	198,302	3,547.78	03/25	MBC - BPH	JK
Mason County PSD 04-A Water Reserve	06/08/04				37,019.12			
Mason County PSD 05-A Water Reserve	06/24/05				173,277.44			
Mason County PSD 05-B Water Reserve	06/24/05				12,807.19			
Mason County PSD 10-A Water Reserve	05/24/10				120,737.62			
Mason County PSD 10-B Water Reserve	06/04/10				209,669.53			
Mason County PSD 97-B Water Revenue	09/25/97	3.000 - 3.000	818,000	497,985	3,164.28	09/37	MBC - UNB	JK
Mason County PSD 97-B Water Reserve	09/25/97				35,947.42			
Mason 01-A Water & Sewer Revenue	05/10/01	0.000 - 0.000	650,000	96,117	6,692.96	12/21	MBC - BPH	S&J
Mason 01-A Water & Sewer Reserve	05/10/01				41,042.32			
Mason 07-A Water & Sewer Revenue	06/14/07	0.000 - 0.000	1,719,000	1,250,154	4,016.44	06/47	MBC - UNB	S&J
Mason 07-A Water & Sewer Reserve	06/14/07				48,686.78			
Mason 09-A Water & Sewer Revenue	09/02/09	0.000 - 0.000	107,900	76,427	617.5	09/40	MBC - DEP	S&J
Mason 09-A Water & Sewer Reserve	09/02/09				3,744.95			
Mason 16-A Water & Sewer Revenue	06/03/16	0.500 - 0.500	2,291,493	2,072,102	8,856.69	09/47	MBC - BPH	S&J
Mason 16-A Water & Sewer Reserve	06/03/16				83,258.13			
Mason 18-A Water & Sewer Revenue	01/31/18	0.250 - 0.250	1,711,000	1,618,829	4,152.51	12/57	MBC - DEP	S&J
Mason 18-A Water & Sewer Reserve	01/31/18				1,793.17			
Mason 98-A Water & Sewer Revenue	06/04/98	0.000 - 0.000	1,602,000	770,192	9,316.76	03/38	MBC - UNB	S&J

ACCOUNT NAME	ISSUE DATE	INTEREST RATE	ORIGINAL ISSUANCE	OUTSTANDING 6/30/2019	ACCT BALANCE 6/30/2019	LAST DEBT	PAYING AGENT	BOND COUNSEL
Mason 98-A Water & Sewer Reserve	06/04/98				43,037.67			
Masontown 01-A Sewer Reserve	08/22/01				42,391.85			
Masontown 01-B Sewer Revenue	08/22/01	0.000 - 0.000	1,500,000	868,384	13,047.77	06/41	MBC - UNB	S&J
Masontown 01-B Sewer Reserve	08/22/01				41,008.66			
Masontown 07-A Sewer Reserve	04/20/07				13,837.23			
Masontown 15-A Sewer Revenue	03/05/15	0.000 - 0.000	4,080,425	3,813,102	9,342.14	03/55	MBC - UNB	S&J
Masontown 15-A Sewer Reserve	03/05/15				28,242.21			
Masontown 15-B Sewer Revenue	03/05/15	1.000 - 1.000	4,090,000	3,867,734	12,333.34	03/55	MBC - UNB	S&J
Masontown 15-B Sewer Reserve	03/05/15				34,020.99			
Masontown 15-C Sewer Reserve	03/05/15				2,810.40			
Masontown 07-A Water Revenue	03/12/07	0.500 - 0.500	815,500	599,821	2,039.59	03/47	MBC - UNB	S&J
Masontown 07-A Water Reserve	03/12/07				23,432.30			
Masontown 07-B Water Revenue	03/12/07	0.000 - 0.000	635,500	402,476	2,149.16	06/38	MBC - BPH	S&J
Masontown 07-B Water Reserve	03/12/07				21,978.12			
Masontown 11-A Water Revenue	12/22/11	0.000 - 0.000	732,921	614,313	1,744.57	09/50	MBC - UNB	S&J
Masontown 11-A Water Reserve	12/22/11				20,546.27			
McDowell County PSD 01-A Water Reserve	02/23/01				8,085.04			
McDowell County PSD 06-A Water Reserve	07/27/06				13,158.57			
McDowell County PSD 06-B Water Refunding Revenue	07/27/06	0.000 - 0.000	300,000	210,384	699.65	06/46	MBC - UNB	S&J
McDowell County PSD 06-B Water Refunding Reserve	07/27/06				8,091.73			
McDowell County PSD 07-A Water Reserve	09/19/07				13,986.34			
McDowell County PSD 08-A Water Reserve	11/10/08				14,757.76			
McDowell County PSD 09-A Water Reserve	08/13/09				7,772.50			
McDowell County PSD 11-A Water Reserve	03/24/11				7,253.51			
McDowell County PSD 11-B Water Reserve	06/23/11				15,992.53			
McDowell County PSD 11-C Water Reserve	11/17/11				7,384.40			
McDowell County PSD 14-A Water Reserve	06/13/14				25,592.64			

ACCOUNT NAME	ISSUE DATE	INTEREST RATE	ORIGINAL ISSUANCE	OUTSTANDING 6/30/2019	ACCT BALANCE 6/30/2019	LAST DEBT	PAYING AGENT	BOND COUNSEL
McDowell County PSD 15-A Water Reserve	03/09/15				5,675.82			
McDowell County PSD 93 Water Reserve	06/23/93				48,763.91			
McDowell County PSD 95 Water Reserve	09/26/95				27,859.82			
McDowell County PSD 97-A Water Reserve	10/15/97				30,652.19			
McDowell County PSD 99-A Water Reserve	06/21/99				19,530.46			
McDowell County PSD 99-B Water Reserve	08/11/99				46,982.71			
McDowell County PSD 99-C Water Reserve	08/11/99				6,967.66			
McMechen 86 Sewer Revenue	10/20/86	9.750 - 9.750	731,000	393,235	48,202.67	10/26	MBC - BNY	S&J
McMechen 86 Sewer Reserve	10/20/86				73,888.61			
Meadow Creek PSD 16-A Sewer Revenue	01/12/16	2.000 - 2.000	619,888	467,005	7,019.83	03/48	MBC - UNB	JK
Meadow Creek PSD 16-A Sewer Reserve	01/12/16				3,725.87			
Middlebourne 99-B Sewer Revenue	08/27/99	2.000 - 2.000	375,000	28,071	8,336.42	09/20	MBC - DEP	G&G
Middlebourne 99-B Sewer Reserve	08/27/99				23,059.33			
Middlebourne 18-A Water Reserve	07/17/18				7,670.28			
Midland PSD 86-B Sewer Revenue	09/29/86	8.380 - 8.380	263,096	130,551	15,785.75	10/26	MBC - BNY	S&J
Midland PSD 86-B Sewer Reserve	09/29/86				23,315.52			
Midland PSD 86-C Sewer Revenue	09/29/86	0.000 - 0.000	260,975	53,533	6,406.81	10/26	MBC - BNY	S&J
Midland PSD 86-C Sewer Reserve	09/29/86				7,023.71			
Mill Creek 15-A Water Revenue	11/10/15	1.000 - 1.000	1,292,892	1,188,695	29,598.63	09/55	MBC - UNB	S&J
Mill Creek 15-A Water Reserve	11/10/15				17,191.77			
Milton 04-A Sewer Refunding Revenue	12/29/04	0.000 - 0.000	6,351,371	4,234,247	32,516.53	12/44	MBC - DEP	JK
Milton 04-A Sewer Refunding Reserve	12/29/04				172,267.10			
Milton 04-B Sewer Refunding Revenue	12/29/04	0.000 - 0.000	1,571,903	1,047,935	7,369.78	12/44	MBC - UNB	JK
Milton 04-B Sewer Refunding Reserve	12/29/04				42,763.59			
Milton 07-A Water Refunding Reserve	06/08/07				69,215.10			
Milton 08-A Water Revenue	07/30/08	0.000 - 0.000	2,893,000	2,046,323	6,563.73	06/48	MBC - UNB	S&J
Milton 08-A Water Reserve	07/30/08				77,930.21			

ACCOUNT NAME	ISSUE DATE	INTEREST RATE	ORIGINAL ISSUANCE	OUTSTANDING 6/30/2019	ACCT BALANCE 6/30/2019	LAST DEBT	PAYING AGENT	BOND COUNSEL
Milton 16-A Water Revenue	05/26/16	2.560 - 2.560	2,000,000	1,737,763	11,904.01	06/34	MBC-OVB:BH	S&J
Milton 16-A Water Reserve	05/26/16				144,481.92			
Mineral Wells PSD 03-A Sewer Revenue	10/30/03	2.000 - 2.000	415,000	131,079	4,747.64	12/24	MBC - DEP	BR
Mineral Wells PSD 03-A Sewer Reserve	10/30/03				25,520.11			
Mineral Wells PSD 10 Sewer Refunding Revenue	01/07/10	4.700 - 4.700	1,041,700	516,118	16,079.69	10/25	MBC-BBT GOV	BR
Mineral Wells PSD 10 Sewer Refunding Reserve	01/07/10				97,762.51			
Mineral Wells PSD 12-A Sewer Reserve	04/13/12				134,946.82			
Mineral Wells PSD 13-A Sewer Reserve	07/17/13				38,060.80			
Mineral Wells PSD 17 Sewer Revenue	03/01/17	3.400 - 3.400	748,345	673,323	10,846.21	07/32	UB	BR
Mineral Wells PSD 17 Sewer Reserve	03/01/17				11,886.72			
Mineral Wells PSD 85-B Sewer Revenue	12/02/85	0.000 - 0.000	589,625	108,615	15,428.86	10/25	MBC - BNY	BR
Mineral Wells PSD 85-B Sewer Reserve	12/02/85				16,072.72			
Mineral Wells PSD 04-A Water Revenue	06/17/04	0.000 - 0.000	3,750,000	2,435,065	16,628.68	06/44	MBC - UNB	BR
Mineral Wells PSD 04-A Water Reserve	06/17/04				98,698.50			
Mineral Wells PSD 04-B Water Reserve	06/17/04				29,220.29			
Mineral Wells PSD 09-A Water Reserve	10/22/09				27,788.06			
Mineral Wells PSD 13 Water Reserve	06/21/13				4,175.87			
Mingo County PSD 05-A Sewer Revenue	11/09/05	0.000 - 0.000	2,552,180	1,740,123	26,393.97	09/45	MBC - UNB	S&J
Mingo County PSD 05-A Sewer Reserve	11/09/05				69,827.24			
Mingo County PSD 00-A Water Reserve	08/28/00				31,451.38			
Mingo County PSD 00-B Water Reserve	08/28/00				27,607.43			
Mingo County PSD 00-C Water Revenue	08/28/00	5.800 - 5.800	2,853,436	2,243,427	75,569.94	10/39	MBC - BNY	S&J
Mingo County PSD 00-C Water Reserve	08/28/00				144,877.18			
Mingo County PSD 00-D Water Revenue	08/28/00	5.800 - 5.800	715,000	562,148	18,936.15	10/39	MBC-BBT/WDA	S&J
Mingo County PSD 00-D Water Reserve	08/28/00				36,285.94			
Mingo County PSD 00-E Water Revenue	08/28/00	0.000 - 0.000	8,916,818	4,960,334	19,684.00	06/40	MBC - UNB	S&J
Mingo County PSD 00-E Water Reserve	08/28/00				131,976.60			

ACCOUNT NAME	ISSUE DATE	INTEREST RATE	ORIGINAL ISSUANCE	OUTSTANDING 6/30/2019	ACCT BALANCE 6/30/2019	LAST DEBT	PAYING AGENT	BOND COUNSEL
Mingo County PSD 01-A Water Revenue	03/09/01	0.000 - 0.000	837,540	461,710	1,789.67	12/40	MBC - UNB	S&J
Mingo County PSD 01-A Water Reserve	03/09/01				12,288.25			
Mingo County PSD 10-A Water Reserve	01/12/10				14,801.01			
Mingo County PSD 11-A Water Reserve	02/10/11				13,621.09			
Mingo County PSD 11-B Water Reserve	02/10/11				1,523.22			
Mingo County PSD 12-A Water Reserve	01/17/12				7,470.26			
Mingo County PSD 12-B Water Reserve	06/18/12				3,823.24			
Mingo County PSD 15-A Water Reserve	03/26/15				7,690.96			
Monongah 98-A Sewer Revenue	10/29/98	0.000 - 0.000	1,982,400	991,200	10,487.32	09/38	MBC - UNB	S&J
Monongah 98-A Sewer Reserve	10/29/98				54,556.66			
Monongah 10-A Water Reserve	04/15/10				150,166.71			
Monongah 10-B Water Reserve	04/15/10				6,893.84			
Monongah 18 Water Reserve	12/21/18				0			
Monongalia County Schools 12 Ref GO	07/10/12	1.750 - 5.000	42,615,000	31,675,000	554,503.46	05/33	MBC - DTC	BR
Monongalia County Schools 12 Ref GO Sur Col	07/10/12				2,066,449.51			
Montgomery 09 Sewer Reserve	09/10/09				16,922.16			
Montgomery 17-A Sewer Revenue	09/07/17	0.250 - 0.250	751,966	733,580	1,910.68	06/57	MBC - DEP	G&G
Montgomery 17-A Sewer Reserve	09/07/17				2,218.12			
Montgomery 87-A Sewer Revenue	10/27/87	8.380 - 8.380	1,164,146	579,862	70,238.90	10/26	MBC - BNY	JTP
Montgomery 87-A Sewer Reserve	10/27/87				103,553.41			
Montgomery 87-B Sewer Revenue	10/27/87	0.000 - 0.000	285,539	60,113	20,119.19	10/26	MBC - BNY	JTP
Montgomery 87-B Sewer Reserve	10/27/87				9,575.73			
Montgomery 93-A Sewer Revenue	01/19/93	7.750 - 7.750	648,387	425,858	30,158.99	10/31	MBC - BNY	JTP
Montgomery 93-A Sewer Reserve	01/19/93				53,758.92			
Montgomery 93-B Sewer Revenue	01/19/93	0.000 - 0.000	21,613	7,204	671.64	10/31	MBC - BNY	JTP
Montgomery 93-B Sewer Reserve	01/19/93				706.96			
Monumental (Downs) PSD 06-A Water Reserve	07/01/06				38,020.19			

ACCOUNT NAME	ISSUE DATE	INTEREST RATE	ORIGINAL ISSUANCE	OUTSTANDING 6/30/2019	ACCT BALANCE 6/30/2019	LAST DEBT	PAYING AGENT	BOND COUNSEL
Monumental PSD 19-A Water Revenue	03/29/19	3.580 - 3.580	420,000	418,407	4,198.80	05/29	MBC-BBT GOV	S&J
Monumental PSD 19-A Water Reserve	03/29/19				700.79			
Moorefield 09-A Sewer Revenue	03/03/09	0.000 - 0.000	511,051	360,940	2,725.42	12/42	MBC - UNB	JK
Moorefield 09-A Sewer Reserve	03/03/09				16,016.84			
Moorefield 87-A Sewer Revenue	11/20/87	8.380 - 8.380	156,720	78,061	8,406.99	10/26	MBC - BNY	JK
Moorefield 87-A Sewer Reserve	11/20/87				13,942.29			
Moorefield 87-B Sewer Revenue	11/20/87	0.000 - 0.000	38,440	8,093	4,273.56	10/26	MBC - BNY	JK
Moorefield 87-B Sewer Reserve	11/20/87				2,354.77			
Moorefield 99-A Sewer Revenue	03/17/99	0.000 - 0.000	1,400,000	87,500	13,570.11	09/20	MBC - DEP	S&J
Moorefield 99-A Sewer Reserve	03/17/99				73,658.21			
Moorefield 07-A Water Revenue	03/01/07	4.100 - 5.000	3,155,000	2,595,000	69,412.27	03/42	MBC - DTC	S&J
Moorefield 07-A Water Reserve	03/01/07				196,602.89			
Moorefield 87-A Water Revenue	11/20/87	8.380 - 8.380	443,275	220,798	23,757.11	10/26	MBC - BNY	JK
Moorefield 87-A Water Reserve	11/20/87				39,432.22			
Moorefield 87-B Water Revenue	11/20/87	0.000 - 0.000	108,725	22,889	5,114.62	10/26	MBC - BNY	JK
Moorefield 87-B Water Reserve	11/20/87				2,986.30			
Moorefield 92-A Water Revenue	05/28/92	7.750 - 7.750	1,451,613	953,413	63,634.73	10/31	MBC - BNY	S&J
Moorefield 92-A Water Reserve	05/28/92				120,355.63			
Moorefield 92-B Water Revenue	05/28/92	0.000 - 0.000	48,387	16,129	1,693.81	10/31	MBC - BNY	S&J
Moorefield 92-B Water Reserve	05/28/92				1,294.88			
Moorefield/Hardy County 12-A Sewer Revenue	03/26/12	0.000 - 0.000	16,500,000	14,314,560	42,996.52	03/52	MBC - DEP	S&J
Moorefield/Hardy County 12-A Sewer Reserve	03/26/12				228,871.40			
Morgantown 12 Parking Refunding Revenue	12/20/12	2.500 - 2.500	3,534,000	1,060,520	47,130.73	12/21	MBC-UB:BH	S&J
Morgantown 00-A Water & Sewer Revenue	02/29/00	0.000 - 0.000	7,842,000	2,182,815	31,102.49	03/26	MBC - DEP	S&J
Morgantown 00-A Water & Sewer Reserve	02/29/00				0		SB	03/01/2026
Morgantown 00-B Water & Sewer Revenue	02/29/00	0.000 - 0.000	2,488,000	1,342,176	6,423.51	12/39	MBC - UNB	S&J
Morgantown 00-B Water & Sewer Reserve	02/29/00				0		SB	12/01/2039

ACCOUNT NAME	ISSUE DATE	INTEREST RATE	ORIGINAL ISSUANCE	OUTSTANDING 6/30/2019	ACCT BALANCE 6/30/2019	LAST DEBT	PAYING AGENT	BOND COUNSEL
Morgantown 06-A Water & Sewer Revenue	06/30/06	2.000 - 2.000	6,410,191	3,202,159	40,083.76	06/28	MBC - DEP	S&J
Morgantown 06-A Water & Sewer Reserve	06/30/06				0		SB	01/01/2027
Morgantown 07-A Water & Sewer Revenue	08/14/07	2.000 - 2.000	8,500,000	4,793,930	52,134.91	06/29	MBC - DEP	S&J
Morgantown 07-A Water & Sewer Reserve	08/14/07				0		SB	06/01/2029
Morgantown 10-A Water & Sewer Revenue	01/28/10	5.000 - 6.375	37,950,000	37,950,000	894,327.02	12/40	MBC - DTC	S&J
Morgantown 10-A Water & Sewer Reserve	01/28/10				0		SB	12/01/2040
Morgantown 10-C Water & Sewer Revenue	01/28/10	2.000 - 2.000	15,380,227	10,858,681	185,864.92	09/32	MBC - DEP	S&J
Morgantown 10-C Water & Sewer Reserve	01/28/10				945,780.10			
Morgantown 10-D Water & Sewer Revenue	01/28/10	2.000 - 2.000	9,317,286	6,578,149	119,168.83	09/32	MBC - BPH	S&J
Morgantown 10-D Water & Sewer Reserve	01/28/10				674,243.56			
Morgantown 10-E Water & Sewer Revenue	01/28/10	2.000 - 2.000	100,000	70,601	1,080.91	09/32	MBC - BPH	S&J
Morgantown 10-E Water & Sewer Reserve	01/28/10				6,151.52			
Morgantown 12-A Water & Sewer Revenue	08/24/12	0.500 - 0.500	570,000	476,316	1,974.14	03/44	MBC - BPH	S&J
Morgantown 12-A Water & Sewer Reserve	08/24/12				20,710.12			
Morgantown 13-A (Canyon PSD) Water & Sewer Revenue	08/22/13	0.000 - 0.000	4,605,260	3,815,780	31,366.25	06/48	MBC - UNB	S&J
Morgantown 13-A (Canyon PSD) Water & Sewer Reserve	08/22/13				135,179.03			
Morgantown 14-B Water & Sewer Revenue	07/23/14	3.160 - 3.160	505,421	411,048	2,955.58	08/34	MBC - JPMC:BH	S&J
Morgantown 14-B Water & Sewer Reserve	07/23/14				24,683.96			
Morgantown 15-A Water & Sewer Revenue	03/31/15	7.750 - 7.750	137,568	90,354	6,224.62	10/31	MBC - BNY	BR
Morgantown 15-A Water & Sewer Reserve	03/31/15				11,406.35			
Morgantown 15-B Water & Sewer Revenue	03/31/15	0.000 - 0.000	4,586	1,529	126.67	10/31	MBC - BNY	BR
Morgantown 15-B Water & Sewer Reserve	03/31/15				121.54			
Morgantown 15-C Water & Sewer Revenue	03/31/15	0.000 - 0.000	8,111,813	5,176,599	22,198.15	09/43	MBC - DEP	G&G
Morgantown 15-C Water & Sewer Reserve	03/31/15				219,306.54			
Morgantown 15-D Water & Sewer Revenue	03/31/15	0.000 - 0.000	1,688,394	1,346,278	4,195.59	12/49	MBC - DEP	S&J
Morgantown 15-D Water & Sewer Reserve	03/31/15				35,737.34			
Morgantown 15-E Water & Sewer Revenue	06/11/15	0.000 - 0.000	662,300	607,453	1,669.07	06/55	MBC - DEP	S&J

ACCOUNT NAME	ISSUE DATE	INTEREST RATE	ORIGINAL ISSUANCE	OUTSTANDING 6/30/2019	ACCT BALANCE 6/30/2019	LAST DEBT	PAYING AGENT	BOND COUNSEL
Morgantown 15-E Water & Sewer Reserve	06/11/15				9,554.48			
Morgantown 16-A Water & Sewer Revenue	12/01/16	3.000 - 5.000	69,755,000	67,435,000	1,017,054.08	12/46	MBC - DTC	S&J
Morgantown 16-B1 Water & Sewer Revenue	12/15/16	0.750 - 0.750	25,000,000	6,445,065	417,480.86	09/46	MBC - DEP	S&J
Morgantown 16-B1 Water & Sewer Reserve	12/15/16				0		SB	12/01/2047
Morgantown 17-A Water & Sewer Revenue	12/21/17	2.100 - 3.750	2,695,000	2,655,000	68,827.64	10/47	MBC - DTC	S&J
Morgantown 17-A Water & Sewer Reserve	12/21/17				0		SB	10/01/2047
Morgantown 18-A2 Water & Sewer Revenue	07/10/18	1.000 - 1.000	140,715	111,265	364.33	06/58	MBC - UNB	S&J
Morgantown 18-A2 Water & Sewer Reserve	07/10/18				36.35			
Morgantown 18-A Water & Sewer Revenue	01/31/18	1.000 - 1.000	394,074	389,931	1,285.17	12/57	MBC - UNB	S&J
Morgantown 18-A Water & Sewer Reserve	01/31/18				716.73			
Morgantown 18-B Water & Sewer Revenue	06/28/18	3.000 - 5.000	44,260,000	44,260,000	749,833.64	12/48	MBC - DTC	S&J
Morgantown 18-B Water & Sewer Reserve	06/28/18				0		SB	12/01/2048
Moundsville 11-A Sewer Revenue	06/09/11	2.000 - 2.000	3,678,601	2,682,346	28,910.41	03/33	MBC - DEP	S&J
Moundsville 11-A Sewer Reserve	06/09/11				146,143.36			
Moundsville 87-A Sewer Revenue	11/18/87	8.380 - 8.380	1,846,978	919,985	98,982.89	10/26	MBC - BNY	S&J
Moundsville 87-A Sewer Reserve	11/18/87				164,291.53			
Moundsville 87-B Sewer Revenue	11/18/87	0.000 - 0.000	453,022	95,373	11,860.53	10/26	MBC - BNY	S&J
Moundsville 87-B Sewer Reserve	11/18/87				12,392.23			
Moundsville 05-A Water Reserve	12/21/05				263,506.04			
Moundsville 05-B Water Revenue	12/21/05	5.200 - 5.200	9,745,000	7,424,238	316,967.78	10/35	MBC - BNY	S&J
Moundsville 05-B Water Reserve	12/21/05				676,151.14			
Mountain Top PSD 09-B Water Revenue	01/23/09	0.000 - 0.000	2,673,000	2,065,484	6,247.75	03/49	MBC - UNB	S&J
Mountain Top PSD 09-B Water Reserve	01/23/09				71,948.01			
Mt Hope 07-A Water & Sewer Revenue	11/28/07	0.000 - 0.000	646,600	425,652	7,615.73	03/39	MBC - DEP	JK
Mt Hope 07-A Water & Sewer Reserve	11/28/07				21,683.66			
Mt Hope 19-A Water & Sewer Revenue	04/24/19	0.000 - 0.000	1,700,000	394,333	0	03/59	MBC - DEP	JK
Mt Hope 19-A Water & Sewer Reserve	04/24/19				44,156.00			

ACCOUNT NAME	ISSUE DATE	INTEREST RATE	ORIGINAL ISSUANCE	OUTSTANDING 6/30/2019	ACCT BALANCE 6/30/2019	LAST DEBT	PAYING AGENT	BOND COUNSEL
Mt Zion PSD 95-A Sewer Reserve	06/21/95				3,834.87			
Mt Zion PSD 95-B Sewer Reserve	06/21/95				590.97			
Mt Zion PSD 10-A Water Reserve	04/26/10				711.61			
Mt Zion PSD 10-B Water Reserve	04/26/10				1,312.35			
Mt Zion PSD 84 Water Reserve	02/02/84				3,059.17			
Mt Zion PSD 98 Water Reserve	05/20/98				381.95			
Mullens 98-B Sewer Revenue	12/17/98	0.000 - 0.000	2,586,300	1,673,484	28,252.34	06/30	MBC - UNB	JK
Mullens 98-B Sewer Reserve	12/17/98				156,133.40			
Nettie Leivasy PSD 00 Water Revenue	08/29/00	5.800 - 5.800	386,000	301,285	10,422.13	10/39	MBC - BNY	S&J
Nettie Leivasy PSD 00 Water Reserve	08/29/00				25,473.82			
Nettie Leivasy PSD 11-A Water Revenue	03/02/11	0.000 - 0.000	2,000,000	1,649,350	4,593.22	03/51	MBC - UNB	S&J
Nettie Leivasy PSD 11-A Water Reserve	03/02/11				36,464.54			
Nettie Leivasy PSD 11-B Water Revenue	03/02/11	0.000 - 0.000	3,073,000	2,381,557	10,426.95	09/42	MBC - BPH	S&J
Nettie Leivasy PSD 11-B Water Reserve	03/02/11				71,903.97			
Nettie Leivasy PSD 11-C Water Revenue	09/29/11	0.000 - 0.000	1,000,000	843,136	2,311.84	09/51	MBC - UNB	S&J
Nettie Leivasy PSD 11-C Water Reserve	09/29/11				26,969.50			
New Creek PSD 87-A Sewer Revenue	08/17/87	8.380 - 8.380	200,757	99,998	13,807.73	10/26	MBC - BNY	S&J
New Creek PSD 87-A Sewer Reserve	08/17/87				17,859.20			
New Creek PSD 87-B Sewer Revenue	08/17/87	0.000 - 0.000	49,243	10,368	3,324.23	10/26	MBC - BNY	S&J
New Creek PSD 87-B Sewer Reserve	08/17/87				2,309.54			
New Creek Water 04-B Water Revenue	11/18/04	0.000 - 0.000	1,095,000	722,843	5,370.56	09/44	MBC - UNB	S&J
New Creek Water 04-B Water Reserve	11/18/04				32,148.36			
New Creek Water 04-C Water Revenue	11/18/04	3.000 - 3.000	286,000	119,992	3,742.80	06/26	MBC - UNB	S&J
New Creek Water 04-C Water Reserve	11/18/04				19,288.74			
New Cumberland 04-A Water & Sewer Revenue	06/18/04	0.000 - 0.000	238,600	151,974	1,187.95	06/44	MBC - UNB	S&J
New Cumberland 04-A Water & Sewer Reserve	06/18/04				6,326.21			
New Cumberland 09-A Water & Sewer Revenue	12/15/09	5.000 - 5.000	764,000	512,290	40,299.03	10/29	MBC-BBT/WDA	S&J

ACCOUNT NAME	ISSUE DATE	INTEREST RATE	ORIGINAL ISSUANCE	OUTSTANDING 6/30/2019	ACCT BALANCE 6/30/2019	LAST DEBT	PAYING AGENT	BOND COUNSEL
New Cumberland 09-A Water & Sewer Reserve	12/15/09				60,636.77			
New Cumberland 94-A Water & Sewer Revenue	10/27/94	6.750 - 6.750	647,121	441,055	28,674.50	10/33	MBC - BNY	S&J
New Cumberland 94-A Water & Sewer Reserve	10/27/94				48,217.30			
New Haven PSD 00-A Water Revenue	03/02/00	0.000 - 0.000	1,241,000	486,034	8,237.47	03/31	MBC - BPH	S&J
New Haven PSD 00-A Water Reserve	03/02/00				0		LOC	03/01/2031
New Haven PSD 00-B Water Revenue	03/02/00	0.000 - 0.000	9,004,675	4,790,926	39,577.58	03/40	MBC - UNB	S&J
New Haven PSD 00-B Water Reserve	03/02/00				0		LOC	03/01/2040
New Haven PSD 00-C Water Revenue	09/21/00	4.500 - 5.875	1,605,000	1,240,000	33,598.73	06/40	MBC - BNY	S&J
New Haven PSD 00-C Water Reserve	09/21/00				0		LOC	06/01/2040
New Haven PSD 00-D Water Revenue	09/21/00	0.000 - 0.000	767,354	306,914	5,068.12	06/31	MBC - BPH	S&J
New Haven PSD 00-D Water Reserve	09/21/00				0		LOC	06/01/2031
New Haven PSD 01-A Water Revenue	03/29/01	0.000 - 0.000	995,325	555,060	4,391.90	03/41	MBC - UNB	S&J
New Haven PSD 01-A Water Reserve	03/29/01				0		LOC	03/01/2041
New Haven PSD 01-B Water Revenue	03/29/01	0.000 - 0.000	732,646	311,355	4,823.41	03/32	MBC - BPH	S&J
New Haven PSD 01-B Water Reserve	03/29/01				0		LOC	03/01/2032
New Haven PSD 09-A Water Revenue	01/16/09	0.000 - 0.000	802,000	602,749	3,502.30	12/48	MBC - UNB	S&J
New Haven PSD 09-A Water Reserve	01/16/09				0		LOC	12/01/2048
New Haven PSD 09-B Water Revenue	08/12/09	0.000 - 0.000	651,806	501,662	3,182.44	12/47	MBC - UNB	S&J
New Haven PSD 09-B Water Reserve	08/12/09				0		LOC	06/01/2049
New Haven 10-B Sewer Refunding Revenue	12/16/10	0.000 - 0.000	3,277,500	2,485,423	10,565.83	03/42	MBC - DEP	S&J
New Haven 10-B Sewer Refunding Reserve	12/16/10				83,575.27			
New Haven 82-B Sewer Sub Revenue	10/27/82	0.000 - 0.000	89,500	2,419	2,428.27	10/19	MBC - BNY	JK
New Haven 03-A & B Water Reserve	09/05/03				34,159.65			
New Haven 15-A Water Revenue	08/27/15	0.500 - 0.500	337,415	303,257	1,511.55	03/46	MBC - BPH	S&J
New Haven 15-A Water Reserve	08/27/15				4,143.31			
New Haven 18-A Water Revenue	06/27/18	0.500 - 0.500	5,456,585	973,679	0	03/50	MBC - BPH	S&J
New Haven 18-A Water Reserve	06/27/18				0			

ACCOUNT NAME	ISSUE DATE	INTEREST RATE	ORIGINAL ISSUANCE	OUTSTANDING 6/30/2019	ACCT BALANCE 6/30/2019	LAST DEBT	PAYING AGENT	BOND COUNSEL
New Martinsville 97-B Water & Sewer Revenue	03/13/97	0.000 - 0.000	6,720,000	3,138,947	60,272.75	03/37	MBC - UNB	JK
New Martinsville 97-B Water & Sewer Reserve	03/13/97				180,859.26			
New Martinsville 97-C Water & Sewer Revenue	03/13/97	1.000 - 1.000	420,000	414,669	6,424.63	03/37	MBC - UNB	JK
New Martinsville 97-C Water & Sewer Reserve	03/13/97				25,820.44			
Newburg 02 Sewer Reserve	05/03/02				6,129.97			
Newburg 08-A Water Revenue	08/05/08	0.000 - 0.000	522,000	395,756	1,214.65	06/48	MBC - UNB	S&J
Newburg 08-A Water Reserve	08/05/08				13,166.16			
Newburg 10-A Water Reserve	07/19/10				13,289.10			
Nitro 00-A Sewer Revenue	06/28/00	0.000 - 0.000	2,050,000	837,067	6,676.77	09/31	MBC - DEP	VLF
Nitro 00-A Sewer Reserve	06/28/00				70,591.86			
Nitro 01-A Sewer Revenue	06/05/01	0.000 - 0.000	543,800	226,560	1,896.82	12/31	MBC - DEP	VLF
Nitro 01-A Sewer Reserve	06/05/01				18,727.51			
Nitro 09-A Sewer Revenue	11/12/09	0.000 - 0.000	1,910,778	1,146,458	9,458.41	06/31	MBC - DEP	VLF
Nitro 09-A Sewer Reserve	11/12/09				79,831.71			
Nitro 15-A Sewer Revenue	12/03/15	0.500 - 0.500	679,519	628,769	3,017.87	12/39	MBC - DEP	JK
Nitro 15-A Sewer Reserve	12/03/15				6,024.19			
Nitro 16-A Sewer Revenue	12/01/16	0.500 - 0.500	2,350,000	2,174,487	10,430.33	12/39	MBC - DEP	JK
Nitro 16-A Sewer Reserve	12/01/16				20,834.29			
Nitro 17-A Sewer Revenue	08/29/17	0.500 - 0.500	2,484,559	2,348,964	11,140.68	12/39	MBC - DEP	JK
Nitro 17-A Sewer Reserve	08/29/17				16,310.77			
Nitro 18-A Sewer Revenue	10/24/18	0.500 - 0.500	2,757,922	2,726,367	12,427.75	12/39	MBC - DEP	JK
Nitro 18-A Sewer Reserve	10/24/18				4,680.71			
North Beckley PSD 03-A Sewer Revenue	09/29/03	0.000 - 0.000	5,307,741	2,830,784	39,032.22	06/35	MBC - DEP	BR
North Beckley PSD 03-A Sewer Reserve	09/29/03				184,565.75			
North Beckley PSD 09-A Sewer Revenue	10/29/09	0.000 - 0.000	4,544,324	3,294,614	28,948.69	03/41	MBC - DEP	S&J
North Beckley PSD 09-A Sewer Reserve	10/29/09				157,980.13			
North Beckley PSD 15-B Sewer Revenue	06/18/15	1.000 - 1.000	2,354,862	2,194,520	10,042.99	06/55	MBC - UNB	STB

ACCOUNT NAME	ISSUE DATE	INTEREST RATE	ORIGINAL ISSUANCE	OUTSTANDING 6/30/2019	ACCT BALANCE 6/30/2019	LAST DEBT	PAYING AGENT	BOND COUNSEL
North Beckley PSD 15-B Sewer Reserve	06/18/15				20,292.54			
North Beckley PSD 99 Sewer Revenue	01/28/99	0.000 - 0.000	8,090,898	404,544	62,822.53	06/20	MBC - DEP	BR
North Beckley PSD 99 Sewer Reserve (R)*	01/28/99				422,007.20			
North Hills 04 Sewer Reserve	02/19/04				71,147.81			
Northern Jackson County PSD 10-A Sewer Revenue	09/01/10	1.000 - 1.000	550,000	464,391	1,554.43	09/50	MBC - UNB	G&G
Northern Jackson County PSD 10-A Sewer Reserve	09/01/10				12,670.98			
Northern Jackson County PSD 05-A Water Revenue	06/23/05	0.000 - 0.000	2,035,472	1,374,604	9,393.14	06/45	MBC - UNB	G&G
Northern Jackson County PSD 05-A Water Reserve	06/23/05				55,028.20			
Northern Jackson County PSD 05-B Water Reserve	06/23/05				51,094.75			
Northern Jackson County PSD 05-C Water Reserve	06/23/05				6,081.98			
Northern Jackson County PSD 12-A Water Revenue	07/24/12	0.000 - 0.000	1,910,000	1,647,836	4,500.78	06/52	MBC - UNB	G&G
Northern Jackson County PSD 12-A Water Reserve	07/24/12				27,445.42			
Northern Jackson County PSD 95 Water Reserve	12/15/95				6,968.16			
Northern Jackson County PSD 99 Water Reserve	06/24/99				40,944.25			
Northern Wayne County PSD 01-A Sewer Design Revenue	01/30/01	0.000 - 0.000	497,857	211,576	10,579.84	03/32	MBC - DEP	S&J
Northern Wayne County PSD 01-A Sewer Design Res	01/30/01				17,245.26			
Northern Wayne County PSD 05-A Sewer Revenue	10/04/05	0.000 - 0.000	4,536,000	2,646,000	48,214.66	12/36	MBC - DEP	S&J
Northern Wayne County PSD 05-A Sewer Reserve	10/04/05				157,080.43			
Northern Wayne County PSD 16-A Sewer Refunding Revenue	05/05/16	2.470 - 2.470	1,067,000	846,765	24,627.42	03/29	MBC-BBT GOV	S&J
Northern Wayne County PSD 16-A Sewer Refunding Res	05/05/16				98,949.89			
Northern Wayne County PSD 89-A Sewer Revenue	03/16/89	8.400 - 8.400	2,354,914	1,447,477	129,832.56	10/29	MBC - BNY	JK
Northern Wayne County PSD 89-A Sewer Reserve	03/16/89				209,109.86			
Northern Wayne County PSD 89-C Sewer Revenue	03/16/89	0.000 - 0.000	349,086	98,460	9,039.07	10/29	MBC - BNY	JK
Northern Wayne County PSD 89-C Sewer Reserve	03/16/89				9,300.23			
Norton-Harding-Jimtown PSD 06-A Sewer Revenue	10/12/06	0.000 - 0.000	333,000	234,146	774.06	09/46	MBC - UNB	S&J
Norton-Harding-Jimtown PSD 06-A Sewer Reserve	10/12/06				8,860.42			
Norton-Harding-Jimtown PSD 13-A Sewer Revenue	05/06/13	2.000 - 2.000	1,000,000	885,370	5,586.28	12/44	MBC - UNB	S&J

ACCOUNT NAME	ISSUE DATE	INTEREST RATE	ORIGINAL ISSUANCE	OUTSTANDING 6/30/2019	ACCT BALANCE 6/30/2019	LAST DEBT	PAYING AGENT	BOND COUNSEL
Norton-Harding-Jimtown PSD 13-A Sewer Reserve	05/06/13				44,925.65			
Norton-Harding-Jimtown PSD 04-A Water Revenue	11/30/04	4.900 - 4.900	117,237	10,613	11,040.01	10/19	MBC-BBT/WDA	S&J
Norton-Harding-Jimtown PSD 04-B Water Revenue	11/30/04	5.500 - 5.500	105,336	52,574	5,640.53	10/26	MBC-BBT/WDA	S&J
Norton-Harding-Jimtown PSD 04-B Water Reserve	11/30/04				8,411.49			
Norton-Harding-Jimtown PSD 04-C Water Revenue	11/30/04	6.000 - 6.000	798,427	694,497	24,522.99	10/44	MBC-BBT/WDA	S&J
Norton-Harding-Jimtown PSD 04-C Water Reserve	11/30/04				54,029.23			
Norton-Harding-Jimtown PSD 07-A Water Reserve	09/26/07				34,693.05			
Norton-Harding-Jimtown PSD 99-A Water Revenue	02/23/99	0.000 - 0.000	1,380,000	694,434	6,285.95	12/38	MBC - UNB	S&J
Norton-Harding-Jimtown PSD 99-A Water Reserve	02/23/99				36,086.65			
Nutter Fort 02 Sewer Revenue	06/04/02	0.000 - 0.000	1,053,812	389,906	5,231.59	09/28	MBC - DEP	S&J
Nutter Fort 02 Sewer Reserve	06/04/02				53,037.81			
Nutter Fort 03 Sewer Revenue	07/30/03	0.000 - 0.000	328,000	124,640	5,574.17	12/28	MBC - UNB	S&J
Nutter Fort 03 Sewer Reserve	07/30/03				16,215.03			
Nutter Fort 09-A Water Revenue	02/17/09	0.000 - 0.000	1,815,000	1,390,704	4,229.64	12/48	MBC - UNB	S&J
Nutter Fort 09-A Water Reserve	02/17/09				48,938.38			
Oak Hill 17-A2 Sewer Revenue	09/21/17	0.250 - 0.250	208,000	20,000	0	09/57	MBC - DEP	BR
Oak Hill 17-A2 Sewer Reserve	09/21/17				0			
Oak Hill 17-A1 Sewer Revenue	09/21/17	0.250 - 0.250	13,792,000	10,959,655	0	09/57	MBC - DEP	BR
Oak Hill 17-A1 Sewer Reserve	09/21/17				0			
Oak Hill 17-B Sewer Revenue	09/21/17	1.000 - 1.000	8,365,211	7,639,395	0	09/57	MBC - UNB	BR
Oak Hill 17-C Sewer Revenue	09/20/17	2.000 - 2.000	512,000	303,814	11,465.98	10/21	MBC-BBT GOV	BR
Oak Hill 17-C Sewer Reserve	09/20/17				23,738.07			
Oak Hill 88-A Sewer Revenue	08/25/88	9.000 - 9.000	1,764,285	1,055,670	104,363.01	10/28	MBC - BNY	S&J
Oak Hill 88-A Sewer Reserve	08/25/88				166,411.25			
Oak Hill 88-B Sewer Revenue	08/25/88	0.000 - 0.000	441,071	113,081	14,357.07	10/28	MBC - BNY	S&J
Oak Hill 88-B Sewer Reserve	08/25/88				20,140.71			
Oak Hill 91-A Sewer Revenue	03/28/91	8.100 - 8.100	1,817,920	1,103,333	86,378.12	10/29	MBC - BNY	S&J

ACCOUNT NAME	ISSUE DATE	INTEREST RATE	ORIGINAL ISSUANCE	OUTSTANDING 6/30/2019	ACCT BALANCE 6/30/2019	LAST DEBT	PAYING AGENT	BOND COUNSEL
Oak Hill 91-A Sewer Reserve	03/28/91				157,103.09			
Oak Hill 91-B Sewer Revenue	03/28/91	0.000 - 0.000	82,080	23,760	2,295.46	10/29	MBC - BNY	S&J
Oak Hill 91-B Sewer Reserve	03/28/91				3,845.72			
Oakland PSD 12-A Water Revenue	05/24/12	0.000 - 0.000	3,014,455	2,347,134	10,396.33	03/44	MBC - BPH	S&J
Oakland PSD 12-A Water Reserve	05/24/12				55,227.85			
Oakland PSD 95 Water Revenue	06/28/95	6.750 - 6.750	579,740	395,130	24,945.20	10/33	MBC - BNY	G&G
Oakland PSD 95 Water Reserve	06/28/95				43,197.39			
Oakvale Road PSD 02-A Water Revenue	06/04/02	0.000 - 0.000	558,620	321,206	2,358.19	06/42	MBC - UNB	S&J
Oakvale Road PSD 02-A Water Reserve	06/04/02				0		LOC	06/01/2042
Oakvale Road PSD 11-A Water Revenue	09/08/11	0.000 - 0.000	3,400,000	2,885,513	15,168.87	09/51	MBC - UNB	S&J
Oakvale Road PSD 11-A Water Reserve	09/08/11				0		LOC	09/08/2021
Oakvale Road PSD 17-A Water Revenue	06/27/17	0.000 - 0.000	2,038,206	2,014,884	8,934.01	06/57	MBC - UNB	S&J
Oakvale Road PSD 17-A Water Reserve	06/27/17				2,225.60			
Oakvale Road PSD 96 Water Revenue	12/04/96	3.000 - 3.000	12,700,000	7,478,620	101,202.47	12/36	MBC - UNB	S&J
Oakvale Road PSD 96 Water Reserve	12/04/96				0		LOC	12/01/2036
Oakvale Road PSD 99-A Water Revenue	04/23/99	3.000 - 3.000	1,268,489	818,906	11,892.91	03/39	MBC - UNB	S&J
Oakvale Road PSD 99-A Water Reserve	04/23/99				0		LOC	03/01/2039
Oakvale Road PSD 99-B Water Revenue	11/04/99	3.000 - 3.000	731,511	477,779	10,300.91	09/39	MBC - UNB	S&J
Oakvale Road PSD 99-B Water Reserve	11/04/99				0		LOC	09/01/2039
Oceana 00-A Sewer Revenue	06/16/00	0.000 - 0.000	5,364,000	2,279,700	17,080.52	03/32	MBC - DEP	S&J
Oceana 00-A Sewer Reserve (R)*	06/16/00				184,998.58			
Oceana 00-B Sewer Revenue	06/21/00	0.000 - 0.000	7,273,500	3,993,276	16,904.02	06/40	MBC - UNB	S&J
Oceana 00-B Sewer Reserve (R)*	06/16/00				196,757.67			
Oceana 18-A Sewer Revenue	08/17/18	0.500 - 0.500	6,420,299	3,971,810	0	06/48	MBC - DEP	S&J
Oceana 18-A Sewer Reserve	08/17/18				0			
Oceana 92-A Sewer Revenue	11/18/92	7.750 - 7.750	952,364	625,509	35,334.81	10/31	MBC - BNY	G&G
Oceana 92-A Sewer Reserve (R)*	11/18/92				80,762.52			

ACCOUNT NAME	ISSUE DATE	INTEREST RATE	ORIGINAL ISSUANCE	OUTSTANDING 6/30/2019	ACCT BALANCE 6/30/2019	LAST DEBT	PAYING AGENT	BOND COUNSEL
Oceana 92-B Sewer Revenue	11/18/92	0.000 - 0.000	31,746	10,582	625.5	10/31	MBC - BNY	G&G
Oceana 92-B Sewer Reserve (R)*	11/18/92				843.14			
Oceana 17-A Water Revenue	12/06/17	0.750 - 0.750	300,000	263,484	2,208.91	03/48	MBC - BPH	S&J
Oceana 17-A Water Reserve	12/06/17				1,510.54			
Oceana 18-A Water Revenue	09/26/18	0.750 - 0.750	450,000	426,271	1,497.95	06/49	MBC - BPH	S&J
Oceana 18-A Water Reserve	09/26/18				139.72			
Oceana 96 Water Refunding Revenue	09/20/96	6.250 - 6.250	2,172,800	1,545,366	85,153.55	10/35	MBC - BNY	G&G
Oceana 96 Water Refunding Reserve	09/20/96				151,903.31			
Ohio County Develop 11-A Water Revenue	02/28/11	3.000 - 3.000	1,600,000	962,103	34,449.61	12/30	MBC - UNB	JK
Ohio County Develop 11-A Water Reserve	02/28/11				73,382.40			
Ohio County PSD 13-A Sewer Revenue	05/16/13	2.000 - 2.000	1,605,000	1,261,650	14,197.68	06/34	MBC - DEP	S&J
Ohio County PSD 13-A Sewer Reserve	05/16/13				51,089.08			
Ohio County PSD 86-A Sewer Revenue	05/16/86	9.750 - 9.750	100,320	49,323	6,164.67	10/25	MBC - BNY	S&J
Ohio County PSD 86-A Sewer Reserve	05/16/86				10,165.75			
Ohio County PSD 86-B Sewer Revenue	05/16/86	0.000 - 0.000	49,961	8,967	3,204.37	10/25	MBC - BNY	S&J
Ohio County PSD 86-B Sewer Reserve	05/16/86				2,960.89			
Ohio County PSD 88-A Sewer Revenue	09/30/88	9.000 - 9.000	694,925	415,814	41,715.00	10/28	MBC - BNY	S&J
Ohio County PSD 88-A Sewer Reserve	09/30/88				65,550.84			
Ohio County PSD 88-B Sewer Revenue	09/30/88	0.000 - 0.000	173,731	44,536	9,705.90	10/28	MBC - BNY	S&J
Ohio County PSD 88-B Sewer Reserve	09/30/88				5,387.50			
Ohio County PSD 89-A Sewer Revenue	04/03/89	8.400 - 8.400	1,013,841	623,170	44,261.38	04/29	MBC - BNY	S&J
Ohio County PSD 89-A Sewer Reserve	04/03/89				90,026.94			
Ohio County PSD 89-B Sewer Revenue	04/03/89	0.000 - 0.000	150,288	42,389	5,619.31	04/29	MBC - BNY	S&J
Ohio County PSD 89-B Sewer Reserve	04/03/89				4,663.15			
Ohio County PSD 97-A Sewer Revenue	10/15/97	0.000 - 0.000	1,081,000	498,923	5,052.51	06/37	MBC - UNB	S&J
Ohio County PSD 97-A Sewer Reserve	10/15/97				37,049.04			
Ohio County Schools 19 GO	05/09/19	2.000 - 4.000	42,200,000	42,200,000	0	06/34	MBC - DTC	D&S

ACCOUNT NAME	ISSUE DATE	INTEREST RATE	ORIGINAL ISSUANCE	OUTSTANDING 6/30/2019	ACCT BALANCE 6/30/2019	LAST DEBT	PAYING AGENT	BOND COUNSEL
Paden City 11-A Sewer Reserve	02/03/11				76,359.01			
Paden City 17-A Sewer Reserve	02/21/17				29,794.16			
Paden City 17-B Sewer Reserve	02/21/17				5,366.84			
Paden City 87-A Sewer Revenue	04/28/87	8.380 - 8.380	536,426	267,196	32,150.82	10/26	MBC - BNY	S&J
Paden City 87-A Sewer Reserve	04/28/87				47,717.64			
Paden City 87-B Sewer Revenue	04/28/87	0.000 - 0.000	131,574	27,701	4,755.72	10/26	MBC - BNY	S&J
Paden City 87-B Sewer Reserve	04/28/87				4,295.55			
Paden City 01-A Water Reserve	04/26/01				108,692.17			
Paden City 82 Water Reserve	12/02/82				21,523.08			
Page-Kincaid PSD 09-A Sewer Reserve	06/11/09				25,309.71			
Page-Kincaid PSD 09-B Sewer Revenue	06/11/09	0.000 - 0.000	470,000	366,232	1,037.39	06/49	MBC - UNB	S&J
Page-Kincaid PSD 09-B Sewer Reserve	06/11/09				9,984.19			
Page-Kincaid PSD 13-A Sewer Reserve	06/13/13				5,875.57			
Page-Kincaid PSD 88-A Sewer Revenue	07/01/88	9.000 - 9.000	112,000	67,015	6,400.52	10/28	MBC - BNY	S&J
Page-Kincaid PSD 88-A Sewer Reserve	07/01/88				10,564.56			
Page-Kincaid PSD 88-B Sewer Revenue	07/01/88	0.000 - 0.000	28,000	7,178	903.53	10/28	MBC - BNY	S&J
Page-Kincaid PSD 88-B Sewer Reserve	07/01/88				1,264.70			
Page-Kincaid PSD 15-A Water Revenue	01/29/15	0.500 - 0.500	600,000	539,260	3,113.29	03/46	MBC - BPH	S&J
Page-Kincaid PSD 15-A Water Reserve	01/29/15				7,367.45			
Page-Kincaid PSD 80 Water Reserve	10/14/80				56,650.10			
Page-Kincaid PSD 93 Water Reserve	04/22/93				5,729.50			
Page-Kincaid PSD 98 Water Reserve	11/13/98				14,421.10			
Parkersburg 03-A Water & Sewer Revenue	03/04/03	3.000 - 3.000	4,000,000	1,233,982	23,343.70	06/24	MBC - UNB	S&J
Parkersburg 03-A Water & Sewer Reserve	03/04/03				269,784.88			
Parkersburg 03-B Water & Sewer Revenue	03/04/03	5.000 - 5.000	3,250,000	1,110,309	168,365.47	10/23	MBC - BNY	S&J
Parkersburg 03-B Water & Sewer Reserve	03/04/03				259,429.26			
Parkersburg 03-D Water & Sewer Revenue	08/04/03	3.000 - 3.000	926,000	298,860	5,408.68	09/24	MBC - UNB	S&J

ACCOUNT NAME	ISSUE DATE	INTEREST RATE	ORIGINAL ISSUANCE	OUTSTANDING 6/30/2019	ACCT BALANCE 6/30/2019	LAST DEBT	PAYING AGENT	BOND COUNSEL
Parkersburg 03-D Water & Sewer Reserve	08/04/03				62,455.11			
Parkersburg 03-E Water & Sewer Revenue	08/04/03	2.000 - 2.000	4,326,705	1,366,616	24,996.12	12/24	MBC - DEP	S&J
Parkersburg 03-E Water & Sewer Reserve	08/04/03				266,062.89			
Parkersburg 06-D Water & Sewer Refunding Revenue	12/14/06	0.000 - 0.000	9,000,000	5,625,000	28,153.08	03/38	MBC - DEP	S&J
Parkersburg 06-D Water & Sewer Refunding Reserve	12/14/06				308,492.04			
Parkersburg 06-E Water & Sewer Revenue	12/14/06	0.000 - 0.000	4,175,342	2,608,468	13,899.12	06/37	MBC - DEP	S&J
Parkersburg 06-E Water & Sewer Reserve	12/14/06				151,761.93			
Parkersburg 11-A Water & Sewer Revenue	03/16/11	2.000 - 2.000	5,800,000	4,162,222	33,501.51	12/32	MBC - BPH	S&J
Parkersburg 11-A Water & Sewer Reserve	03/16/11				239,584.07			
Parkersburg 12-A Water & Sewer Revenue	05/23/12	0.000 - 0.000	5,731,700	4,083,837	26,338.82	09/33	MBC - DEP	S&J
Parkersburg 12-A Water & Sewer Reserve	05/23/12				172,404.32			
Parkersburg 14-A Water & Sewer Revenue	10/22/14	1.760 - 1.760	715,513	62,086	12,695.02	11/19	MBC-BBT GOV	S&J
Parkersburg 14-B Water & Sewer Revenue	08/27/14	1.000 - 1.000	12,676,820	11,373,790	61,175.25	03/37	MBC - UNB	S&J
Parkersburg 14-B Water & Sewer Reserve	08/27/14				166,791.68			
Parkersburg 15-A Water & Sewer Refunding Revenue	08/31/15	2.000 - 4.000	17,905,000	13,145,000	1,784,846.70	08/25	MBC - DTC	S&J
Parkersburg 15-A Water & Sewer Refunding Reserve	08/31/15				0		SB	08/01/2025
Parkersburg 15-B Water & Sewer Refunding Revenue	08/31/15	2.000 - 3.000	5,800,000	2,460,000	1,155,021.65	08/20	MBC - DTC	S&J
Parkersburg 15-B Water & Sewer Refunding Reserve	08/31/15				0		SB	08/01/2020
Parsons 06-A Water & Sewer Revenue	08/22/06	0.000 - 0.000	454,300	316,543	2,235.26	06/46	MBC - UNB	S&J
Parsons 06-A Water & Sewer Reserve	08/22/06				12,118.65			
Parsons 07-A Water & Sewer Revenue	04/24/07	0.000 - 0.000	1,109,250	513,012	9,448.94	09/28	MBC - UNB	S&J
Parsons 07-A Water & Sewer Reserve	04/24/07				56,723.86			
Parsons 10-A Water & Sewer Revenue	05/04/10	0.000 - 0.000	1,150,000	912,560	2,721.81	03/50	MBC - UNB	S&J
Parsons 10-A Water & Sewer Reserve	05/04/10				30,856.15			
Parsons 89-A Water & Sewer Revenue	11/22/89	8.400 - 8.400	269,103	165,407	13,128.97	10/29	MBC - BNY	S&J
Parsons 89-A Water & Sewer Reserve	11/22/89				23,894.82			
Parsons 89-B Water & Sewer Revenue	11/22/89	0.000 - 0.000	39,891	11,251	2,095.56	10/29	MBC - BNY	S&J

ACCOUNT NAME	ISSUE DATE	INTEREST RATE	ORIGINAL ISSUANCE	OUTSTANDING 6/30/2019	ACCT BALANCE 6/30/2019	LAST DEBT	PAYING AGENT	BOND COUNSEL
Parsons 89-B Water & Sewer Reserve	11/22/89				1,659.43			
Parsons 96 Water & Sewer Revenue	05/08/96	6.250 - 6.250	457,500	324,805	16,570.97	10/35	MBC - BNY	S&J
Parsons 96 Water & Sewer Reserve	05/08/96				31,926.77			
Paw Paw Rt 19 PSD 08-A Water Reserve	06/09/08				70,803.38			
Paw Paw Rt 19 PSD 17-A Water Reserve	05/11/17				522.6			
Paw Paw 12-A Sewer Revenue	08/24/12	0.000 - 0.000	487,777	416,343	1,148.73	09/51	MBC - UNB	S&J
Paw Paw 12-A Sewer Reserve	08/24/12				13,434.76			
Pea Ridge PSD 00 Sewer System Design Revenue	03/07/00	2.000 - 2.000	477,000	49,742	3,255.59	03/21	MBC - DEP	S&J
Pea Ridge PSD 00 Sewer System Design Reserve (R)*	03/07/00				29,816.41			
Pea Ridge PSD 03-A Sewer Revenue	08/19/03	0.000 - 0.000	12,429,500	6,525,477	53,234.99	03/35	MBC - DEP	S&J
Pea Ridge PSD 03-A Sewer Reserve	08/19/03				430,365.06			
Pea Ridge PSD 03-B Sewer Revenue	08/19/03	5.000 - 5.000	100,000	34,934	5,324.30	10/23	MBC - BNY	S&J
Pea Ridge PSD 03-B Sewer Reserve (R)*	08/19/03				8,297.17			
Pea Ridge PSD 04-A Sewer Revenue	03/01/04	3.250 - 5.100	2,620,000	220,000	66,430.93	05/20	MBC - DTC	S&J
Pea Ridge PSD 04-A Sewer Reserve (R)*	03/01/04				246,792.15			
Pea Ridge PSD 07-A Sewer Revenue	08/28/07	0.000 - 0.000	1,043,821	669,764	3,355.42	09/38	MBC - DEP	S&J
Pea Ridge PSD 07-A Sewer Reserve	08/28/07				35,630.40			
Pea Ridge PSD 14-A Sewer Revenue	10/08/14	0.500 - 0.500	8,156,112	7,730,875	19,847.50	09/37	MBC - DEP	S&J
Pea Ridge PSD 14-A Sewer Reserve	10/22/14				57,263.43			
Pea Ridge PSD 17-A Sewer Revenue	10/17/17	2.000 - 2.000	2,500,000	2,234,435	0	12/49	MBC - UNB	S&J
Pea Ridge PSD 17-A Sewer Reserve	10/17/17				0			
Pendleton County PSD 09-A Water Reserve	10/26/09				10,780.29			
Pendleton County PSD 17-A Water Reserve	08/03/17				0			
Pennsboro 12-A Sewer Revenue	12/11/12	0.000 - 0.000	443,618	388,518	1,146.01	12/52	MBC - DEP	S&J
Pennsboro 12-A Sewer Reserve	12/11/12				5,773.29			
Pennsboro 17-A Sewer Revenue	05/03/17	0.250 - 0.250	2,585,090	1,986,939	7,583.46	09/56	MBC - DEP	S&J
Pennsboro 17-A Sewer Reserve	05/03/17				5,995.13			

ACCOUNT NAME	ISSUE DATE	INTEREST RATE	ORIGINAL ISSUANCE	OUTSTANDING 6/30/2019	ACCT BALANCE 6/30/2019	LAST DEBT	PAYING AGENT	BOND COUNSEL
Pennsboro 93 Sewer Reserve	04/12/93				22,360.35			
Petersburg 03-A Sewer Revenue	07/15/03	0.000 - 0.000	4,415,311	2,655,137	27,935.89	09/41	MBC - DEP	S&J
Petersburg 03-A Sewer Reserve	07/15/03				123,878.57			
Petersburg 16-A Sewer Revenue	09/21/16	1.000 - 1.000	710,000	702,238	1,947.66	09/56	MBC - UNB	S&J
Petersburg 16-A Sewer Reserve	09/21/16				1,326.20			
Petersburg 16-B Sewer Reserve	09/21/16				4,448.22			
Petersburg 87-A Sewer Revenue	04/23/87	8.380 - 8.380	650,306	323,919	30,236.92	10/26	MBC - BNY	S&J
Petersburg 87-A Sewer Reserve	04/23/87				57,846.18			
Petersburg 87-B Sewer Revenue	04/23/87	0.000 - 0.000	159,506	33,581	3,248.33	10/26	MBC - BNY	S&J
Petersburg 87-B Sewer Reserve	04/23/87				4,353.85			
Petersburg 09-A Water Revenue	04/16/09	2.000 - 2.000	2,700,000	1,682,401	19,196.78	12/30	MBC - BPH	S&J
Petersburg 09-A Water Reserve	04/16/09				145,557.38			
Petersburg 09-C Water Revenue	04/16/09	0.000 - 0.000	2,500,000	1,791,644	7,083.72	12/40	MBC - BPH	S&J
Petersburg 09-C Water Reserve	08/13/09				74,616.73			
Petersburg 96 Water Revenue	08/29/96	6.250 - 6.250	492,590	349,717	14,845.28	10/35	MBC - BNY	S&J
Petersburg 96 Water Reserve	08/29/96				34,375.31			
Philippi 02 Sewer Revenue	11/12/02	0.000 - 0.000	1,162,700	561,962	29,618.29	12/33	MBC - DEP	S&J
Philippi 02 Sewer Reserve	11/12/02				40,629.16			
Philippi 13-A Sewer Refunding Revenue	06/27/13	0.000 - 0.000	4,074,770	3,598,490	10,459.12	06/53	MBC - DEP	S&J
Philippi 13-A Sewer Refunding Reserve	06/27/13				49,927.91			
Philippi 09-B Water Reserve	04/16/09				126,866.99			
Philippi 11-A Water Reserve	06/09/11				181,218.36			
Philippi 11-B Water Revenue	06/09/11	0.000 - 0.000	2,074,000	1,659,184	6,197.51	06/43	MBC - UNB	S&J
Philippi 11-B Water Reserve	06/09/11				71,805.53			
Philippi 11-C Water Revenue	06/09/11	0.000 - 0.000	1,946,000	1,638,728	4,596.42	06/51	MBC - UNB	S&J
Philippi 11-C Water Reserve	06/09/11				53,192.95			
Philippi 18-A Water Reserve	05/09/18				0			

ACCOUNT NAME	ISSUE DATE	INTEREST RATE	ORIGINAL ISSUANCE	OUTSTANDING 6/30/2019	ACCT BALANCE 6/30/2019	LAST DEBT	PAYING AGENT	BOND COUNSEL
Piedmont 17-A Sewer Revenue	05/03/17	1.000 - 1.000	1,036,000	931,374	3,645.83	03/57	MBC - UNB	S&J
Piedmont 17-A Sewer Reserve	05/03/17				3,536.23			
Piedmont 01-A Water Reserve	03/15/01				43,734.91			
Piedmont 01-B Water Reserve	03/15/01				16,116.04			
Pine Grove 93 Sewer Reserve	04/01/93				3,341.24			
Pineville 08-A Water Reserve	09/15/08				67,045.42			
Pleasant Hill PSD 04 Water Reserve	01/01/04				8,218.13			
Pleasant Hill PSD 12-A Water Reserve	06/28/12				6,791.64			
Pleasant Hill PSD 16-A Water Reserve	03/11/16				2,143.46			
Pleasant Hill PSD 89 Water Reserve	10/02/89				14,069.83			
Pleasant Hill PSD 94 Water Reserve	09/09/94				7,756.75			
Pleasant Valley PSD 95 Water Revenue	12/07/95	6.750 - 6.750	476,000	324,772	16,486.01	10/33	MBC - BNY	S&J
Pleasant Valley PSD 95 Water Reserve	12/07/95				35,435.16			
Pleasants County Devel Auth 10-A Water Lease Revenue	06/11/10	0.000 - 0.000	3,000,000	1,650,000	18,098.45	09/27	MBC - UNB	JK
Pleasants County Devel Auth 10-A Water Lease Res	06/11/10				207,822.61			
Pleasants County Devel Auth 10-B Water Lease Revenue	06/11/10	4.000 - 4.000	100,000	66,874	5,677.37	10/27	MBC-BBT/WDA	JK
Pleasants County Devel Auth 10-B Water Lease Res	06/11/10				9,351.80			
Pleasants County Devel Auth 10-C Water Lease Revenue	08/19/10	4.000 - 4.000	900,000	601,867	52,167.89	10/27	MBC-BBT/WDA	JK
Pleasants County Devel Auth 10-C Water Lease Res	08/19/10				81,885.73			
Pleasants County PSD 10-A Water Reserve	06/11/10				13,923.39			
Pleasants County Schools 11 GO	07/13/11	2.500 - 4.000	18,050,000	9,905,000	129,950.64	05/26	MBC - DTC	BR
Pleasants County Schools 11 GO Sur Col	07/13/11				1,049,628.42			
Pocahontas County PSD 08-A Sewer Revenue	12/30/08	0.000 - 0.000	2,022,009	1,413,021	5,756.74	09/41	MBC - UNB	S&J
Pocahontas County PSD 08-A Sewer Reserve	12/30/08				66,566.32			
Pocahontas County PSD 15-A Sewer Revenue	04/29/15	0.000 - 0.000	11,000,000	9,470,236	28,451.77	03/55	MBC - DEP	S&J
Pocahontas County PSD 15-A Sewer Reserve	04/29/15				54,725.59			
Pocahontas County PSD 15-B Sewer Revenue	04/29/15	1.000 - 1.000	16,089,990	15,311,213	48,513.21	03/55	MBC - UNB	S&J

ACCOUNT NAME	ISSUE DATE	INTEREST RATE	ORIGINAL ISSUANCE	OUTSTANDING 6/30/2019	ACCT BALANCE 6/30/2019	LAST DEBT	PAYING AGENT	BOND COUNSEL
Pocahontas County PSD 15-B Sewer Reserve	04/29/15				96,092.60			
Pocahontas County PSD 11-A Water Revenue	02/24/11	0.000 - 0.000	296,250	240,000	685.14	12/50	MBC - UNB	S&J
Pocahontas County PSD 11-A Water Reserve	02/24/11				5,777.48			
Pocahontas County PSD 18-A Water Revenue	02/28/18	3.000 - 3.000	2,109,700	1,785,826	15,153.14	03/39	MBC - UNB	S&J
Pocahontas County PSD 18-A Water Reserve	02/28/18				4,702.42			
Pt Pleasant 13-A Water & Sewer Revenue	06/27/13	2.000 - 2.000	3,713,058	2,960,371	22,676.33	09/34	MBC - DEP	S&J
Pt Pleasant 13-A Water & Sewer Reserve	06/27/13				112,332.44			
Pt Pleasant 89-A Water & Sewer Revenue	06/27/89	8.400 - 8.400	1,837,600	1,129,503	101,472.03	04/29	MBC - BNY	S&J
Pt Pleasant 89-A Water & Sewer Reserve	06/27/89				163,173.33			
Pt Pleasant 89-B Water & Sewer Revenue	06/27/89	0.000 - 0.000	272,400	76,831	10,913.68	04/29	MBC - BNY	S&J
Pt Pleasant 89-B Water & Sewer Reserve	06/27/89				12,438.71			
Pratt 14-A Sewer Revenue	07/23/14	0.000 - 0.000	821,878	742,333	2,095.66	06/54	MBC - DEP	S&J
Pratt 14-A Sewer Reserve	07/23/14				8,353.63			
Preston County PSD #1 07-A Water Revenue	07/12/07	0.000 - 0.000	1,391,300	1,011,830	3,258.53	06/47	MBC - UNB	S&J
Preston County PSD #1 07-A Water Reserve	07/12/07				39,244.45			
Preston County PSD #1 07-B Water Revenue	07/12/07	0.000 - 0.000	806,838	524,430	2,784.16	12/38	MBC - BPH	S&J
Preston County PSD #1 07-B Water Reserve	07/12/07				27,967.17			
Preston County PSD #1 13-A Water Revenue	08/07/13	1.000 - 1.000	490,418	439,667	1,881.56	06/53	MBC - UNB	S&J
Preston County PSD #1 13-A Water Reserve	08/07/13				16,190.01			
Preston County PSD #1 18 Water Revenue	05/16/18	3.000 - 3.000	3,520,000	1,565,918	0	12/46	MBC - UNB	BR
Preston County PSD #1 18 Water Reserve	05/16/18				0			
Preston County PSD #1 95-A Water Reserve	09/19/95				36,005.61			
Preston County PSD #1 95-B Water Reserve	09/19/95				66,317.37			
Preston County PSD #2 17-A Water Revenue	06/27/17	2.000 - 2.000	445,168	439,722	1,687.73	12/48	MBC - UNB	S&J
Preston County PSD #2 17-A Water Reserve	06/27/17				1,159.77			
Preston County PSD #4 10-A Water Revenue	12/22/10	0.000 - 0.000	1,030,000	677,910	6,174.37	03/31	MBC - UNB	S&J
Preston County PSD #4 10-A Water Reserve	12/22/10				60,287.96			

ACCOUNT NAME	ISSUE DATE	INTEREST RATE	ORIGINAL ISSUANCE	OUTSTANDING 6/30/2019	ACCT BALANCE 6/30/2019	LAST DEBT	PAYING AGENT	BOND COUNSEL
Preston County PSD #4 12-A Water Revenue	11/21/12	0.500 - 0.500	3,903,853	3,262,228	15,204.95	03/44	MBC - BPH	S&J
Preston County PSD #4 12-A Water Reserve	11/21/12				78,647.31			
Preston County PSD #4 13-A Water Revenue	10/23/13	2.000 - 2.000	273,026	244,950	1,601.67	06/45	MBC - UNB	S&J
Preston County PSD #4 13-A Water Reserve	10/23/13				5,177.68			
Preston County PSD #4 16-A Water Revenue	12/15/16	2.500 - 2.500	1,932,071	1,818,406	13,688.80	09/38	MBC - BPH	S&J
Preston County PSD #4 16-A Water Reserve	12/15/16				10,342.08			
Preston County PSD #4 (East) 97-A Water Revenue	11/07/97	6.250 - 6.250	290,000	207,367	10,562.01	10/35	MBC - BNY	S&J
Preston County PSD #4 (East) 97-A Water Reserve	11/07/97				20,384.36			
Preston County Schools 11 GO	06/02/11	2.000 - 5.000	39,600,000	21,570,000	358,280.51	05/26	MBC - DTC	BR
Preston County Schools 11 GO Sur Col	06/02/11				2,415,851.33			
Prichard PSD 05-A Sewer Revenue	12/13/05	0.000 - 0.000	817,354	560,929	1,919.91	09/45	MBC - UNB	S&J
Prichard PSD 05-A Sewer Reserve	12/13/05				25,161.71			
Princeton 11 Sewer Refunding Revenue	03/03/11	0.000 - 0.000	9,100,000	7,128,316	28,390.47	12/42	MBC - DEP	G&G
Princeton 11 Sewer Refunding Reserve	03/03/11				206,807.46			
Putnam County Building Commission 00-A Water Revenue	01/27/00	4.350 - 6.375	6,610,000	5,100,000	115,540.45	06/39	MBC - BNY	S&J
Putnam County Building Commission 00-B Water Revenue	01/27/00	4.350 - 6.375	3,800,000	2,195,000	36,505.69	06/39	MBC - BNY	S&J
Putnam County Building Commission 08-A Water Revenue	07/23/08	0.000 - 0.000	2,845,524	2,126,476	6,799.14	09/47	MBC - UNB	S&J
Putnam County Building Comm 08-A Water Reserve	07/23/08				78,613.94			
Putnam County Schools 10 GO	03/24/10	3.000 - 4.000	56,750,000	26,510,000	255,795.65	05/25	MBC - DTC	G&G
Putnam County Schools 10 GO Sur Col	03/24/10				4,790,229.87			
Putnam PSD 02-B Sewer Revenue	03/07/02	2.000 - 2.000	1,422,000	331,500	8,944.20	06/23	MBC - DEP	S&J
Putnam PSD 02-B Sewer Reserve	03/07/02				87,445.99			
Putnam PSD 06-A Sewer Reserve	05/12/06				270,792.35			
Putnam PSD 06-B Sewer Reserve	05/12/06				115,202.27			
Putnam PSD 07-A Sewer Revenue	03/19/07	3.000 - 3.000	2,330,000	1,221,299	13,495.41	06/28	MBC - UNB	S&J
Putnam PSD 07-A Sewer Reserve	03/19/07				157,153.29			
Putnam PSD 08-A Sewer Revenue	01/28/08	2.000 - 2.000	3,680,000	2,022,933	21,154.04	06/29	MBC - DEP	S&J

ACCOUNT NAME	ISSUE DATE	INTEREST RATE	ORIGINAL ISSUANCE	OUTSTANDING 6/30/2019	ACCT BALANCE 6/30/2019	LAST DEBT	PAYING AGENT	BOND COUNSEL
Putnam PSD 08-A Sewer Reserve	01/28/08				226,300.47			
Putnam PSD 08-B Sewer Revenue	06/06/08	0.000 - 0.000	502,000	373,924	1,140.46	12/47	MBC - UNB	S&J
Putnam PSD 08-B Sewer Reserve	06/06/08				13,481.00			
Putnam PSD 09-A Sewer Reserve	06/26/09				198,623.65			
Putnam PSD 09-C Sewer Revenue	10/29/09	0.000 - 0.000	1,050,500	643,420	9,405.00	09/31	MBC - DEP	S&J
Putnam PSD 09-C Sewer Reserve	10/29/09				42,964.39			
Putnam PSD (POA) 12-A Sewer Reserve	07/23/12				20,362.13			
Putnam PSD 13-A Sewer Refunding Revenue	07/11/13	2.000 - 5.000	7,700,000	6,625,000	130,217.75	04/42	MBC - DTC	S&J
Putnam PSD 13-A Sewer Refunding Reserve	07/11/13				494,106.74			
Putnam PSD 13-B Sewer Reserve	06/27/13				117,488.95			
Putnam PSD 13-C Sewer Reserve	06/27/13				135,704.15			
Putnam PSD 13-D Sewer Reserve	06/27/13				11,064.09			
Putnam PSD 13-E Sewer Reserve	06/27/13				23,872.63			
Putnam PSD 13-F Sewer Reserve	06/27/13				28,854.34			
Putnam PSD (POA) 87-A Sewer Revenue	03/12/87	8.380 - 8.380	878,743	437,703	40,750.90	10/26	MBC - BNY	S&J
Putnam PSD (POA) 87-A Sewer Reserve	03/12/87				78,167.41			
Putnam PSD (POA) 87-B Sewer Revenue	03/12/87	0.000 - 0.000	215,535	45,375	4,423.93	10/26	MBC - BNY	S&J
Putnam PSD (POA) 87-B Sewer Reserve	03/12/87				5,820.84			
Putnam PSD (POA) 90-A Sewer Revenue	02/23/90	7.850 - 7.850	214,969	128,074	8,613.84	10/29	MBC - BNY	S&J
Putnam PSD (POA) 90-A Sewer Reserve	02/23/90				18,018.25			
Putnam PSD (POA) 90-B Sewer Revenue	02/23/90	0.000 - 0.000	10,031	2,829	200.15	10/29	MBC - BNY	S&J
Putnam PSD (POA) 90-B Sewer Reserve	02/23/90				264.77			
Putnam PSD 06-A Water Reserve	05/12/06				432,488.41			
Putnam PSD 08-A Water Revenue	01/28/08	5.000 - 5.000	1,436,000	1,277,696	33,008.86	10/47	MBC-BBT/WDA	S&J
Putnam PSD 08-A Water Reserve	01/28/08				85,367.34			
Putnam PSD 09-A Water Revenue	12/04/09	2.000 - 2.000	627,000	390,690	3,310.07	12/30	MBC - BPH	S&J
Putnam PSD 09-A Water Reserve	12/04/09				38,315.55			

ACCOUNT NAME	ISSUE DATE	INTEREST RATE	ORIGINAL ISSUANCE	OUTSTANDING 6/30/2019	ACCT BALANCE 6/30/2019	LAST DEBT	PAYING AGENT	BOND COUNSEL
Putnam PSD 09-B Water Revenue	12/04/09	2.000 - 2.000	100,000	62,311	529.06	12/30	MBC - BPH	S&J
Putnam PSD 09-B Water Reserve	12/04/09				6,150.97			
Putnam PSD 10-A Water Reserve	12/21/10				119,379.78			
Putnam PSD 10-B Water Reserve	12/21/10				98,365.89			
Putnam PSD 13-A Water Reserve	06/27/13				74,075.53			
Putnam PSD 13-B Water Reserve	06/27/13				11,535.01			
Putnam PSD 13-C Water Reserve	06/27/13				21,019.38			
Putnam PSD 99-A Water Revenue	06/16/99	5.800 - 5.800	6,440,000	5,781,175	161,895.26	10/38	MBC - BNY	S&J
Putnam PSD 99-A Water Reserve	06/16/99				395,141.25			
Putnam PSD 99-B Water Revenue	06/16/99	3.400 - 5.500	5,425,000	3,055,000	191,238.30	10/38	MBC - BNY	S&J
Putnam PSD 99-B Water Reserve	06/16/99				360,756.38			
Putnam Union PSD 97-A Water Revenue	03/07/97	6.250 - 6.250	350,000	249,161	15,123.73	10/35	MBC - BNY	JK
Putnam Union PSD 97-A Water Reserve	03/07/97				24,492.76			
Rainelle 15-A Water Reserve	03/11/15				13,532.25			
Raleigh County PSD 05-A Water Reserve	09/28/05				113,718.90			
Raleigh County PSD 05-B Water Reserve	09/28/05				7,926.63			
Raleigh County PSD 15-A Water Reserve	09/04/15				30,356.43			
Raleigh County PSD 15-B Water Reserve	09/25/15				40,755.65			
Ravencliff-McGraws-Saulsville PSD 09-A Water Res	02/02/09				55,143.53			
Ravencliff-McGraws-Saulsville PSD 09-B Water Revenue	02/02/09	0.000 - 0.000	1,586,000	1,215,236	3,974.57	12/48	MBC - UNB	S&J
Ravencliff-McGraws-Saulsville PSD 09-B Water Res	02/02/09				38,708.41			
Ravencliff-McGraws-Saulsville PSD 12-A Water Res	03/19/12				6,550.93			
Ravencliff-McGraws-Saulsville PSD 17-A Water Refunding Revenue	01/24/17	3.400 - 3.400	148,900	124,417	1,374.66	08/28	MBC-OVB:BH	S&J
Ravencliff-McGraws-Saulsville PSD 17-A W Ref Res	01/24/17				15,062.50			
Ravencliff-McGraws-Saulsville PSD 17-B Water Refunding Revenue	01/24/17	3.500 - 3.500	35,800	31,909	258.11	11/32	MBC-OVB:BH	S&J
Ravencliff-McGraws-Saulsville PSD 17-B W Ref Res	01/24/17				3,028.95			
Ravencliff-McGraws-Saulsville PSD 17-C Water Refunding Revenue	01/24/17	3.550 - 3.550	187,900	170,664	1,245.52	11/34	MBC-OVB:BH	S&J

ACCOUNT NAME	ISSUE DATE	INTEREST RATE	ORIGINAL ISSUANCE	OUTSTANDING 6/30/2019	ACCT BALANCE 6/30/2019	LAST DEBT	PAYING AGENT	BOND COUNSEL
Ravenclyff-McGraws-Saulsville PSD 17-C W Ref Res	01/24/17				14,611.97			
Ravenclyff-McGraws-Saulsville PSD 19-A Water Res	03/01/19				0			
Ravenclyff-McGraws-Saulsville PSD 97 Water Reserve	08/20/97				56,897.18			
Ravenswood 06-A Sewer Reserve	06/19/06				150,186.40			
Ravenswood 06-B Sewer Reserve	06/19/06				74,243.29			
Ravenswood 12-A Sewer Reserve	06/07/12				44,005.09			
Ravenswood 06-A Water Revenue	04/25/06	3.000 - 3.000	733,958	346,895	12,273.21	06/27	MBC - UNB	S&J
Ravenswood 06-A Water Reserve	04/25/06				49,505.23			
Ravenswood 19-A Water Revenue	06/14/19	3.240 - 3.240	420,000	420,000	0	07/29	MBC-BBT GOV	S&J
Ravenswood 19-A Water Reserve	06/14/19				0			
Red Sulphur PSD 05-A Water & Sewer Revenue	08/11/05	0.000 - 0.000	4,150,000	2,858,278	28,694.05	06/45	MBC - UNB	S&J
Red Sulphur PSD 05-A Water & Sewer Reserve	08/11/05				113,492.38			
Red Sulphur PSD 06-B Water & Sewer Revenue	11/06/06	0.000 - 0.000	473,000	473,000	60,074.88	09/46	MBC - UNB	S&J
Red Sulphur PSD 06-B Water & Sewer Reserve	11/06/06				25,006.21			
Red Sulphur PSD 17-A Water & Sewer Refunding Revenue	01/20/17	2.480 - 2.480	1,188,000	1,002,379	8,959.75	06/31	MBC-NBB:BH	S&J
Red Sulphur PSD 17-A Water & Sewer Ref Reserve	01/20/17				85,466.90			
Red Sulphur PSD 17-B Water & Sewer Refunding Revenue	01/20/17	2.480 - 3.380	4,522,900	4,166,575	22,739.10	06/36	MBC-NBB:BH	S&J
Red Sulphur PSD 17-B Water & Sewer Ref Reserve	01/20/17				325,375.07			
Red Sulphur PSD 87-A Water & Sewer Revenue	11/16/87	8.380 - 8.380	738,647	367,923	44,569.79	10/26	MBC - BNY	S&J
Red Sulphur PSD 87-A Water & Sewer Reserve	11/16/87				65,708.50			
Red Sulphur PSD 87-B Water & Sewer Revenue	11/16/87	0.000 - 0.000	181,173	38,142	4,539.61	10/26	MBC - BNY	S&J
Red Sulphur PSD 87-B Water & Sewer Reserve	11/16/87				4,953.98			
Reedsville 01 Sewer Reserve	08/22/01				21,538.47			
Reedsville 12-A Sewer Revenue	03/15/12	0.000 - 0.000	1,751,032	1,496,514	4,561.99	12/51	MBC - DEP	S&J
Reedsville 12-A Sewer Reserve	03/15/12				26,620.39			
Reedsville Sewer Current Expense	10/04/18				11,839.18			
Reedy 14 Water Reserve	09/25/14				943.12			

ACCOUNT NAME	ISSUE DATE	INTEREST RATE	ORIGINAL ISSUANCE	OUTSTANDING 6/30/2019	ACCT BALANCE 6/30/2019	LAST DEBT	PAYING AGENT	BOND COUNSEL
Reedy 83 Water Reserve	09/19/83				7,040.82			
Richwood 02 Water & Sewer Revenue	12/18/02	0.000 - 0.000	682,314	318,410	4,853.35	06/33	MBC - DEP	BR
Richwood 02 Water & Sewer Reserve	12/18/02				25,723.12			
Richwood 09-A Water & Sewer Revenue	09/02/09	0.000 - 0.000	1,308,155	1,021,195	2,854.95	09/49	MBC - UNB	S&J
Richwood 09-A Water & Sewer Reserve	09/02/09				29,932.67			
Ridgeley 03-A Sewer Revenue	03/11/03	0.000 - 0.000	665,979	332,979	5,327.14	06/34	MBC - DEP	S&J
Ridgeley 03-A Sewer Reserve	03/11/03				27,116.65			
Ridgeley 88-A Sewer Revenue	08/04/88	9.000 - 9.000	159,327	95,333	8,467.30	10/28	MBC - BNY	S&J
Ridgeley 88-A Sewer Reserve	08/04/88				15,028.49			
Ridgeley 88-B Sewer Revenue	08/04/88	0.000 - 0.000	39,832	10,223	921.57	10/28	MBC - BNY	S&J
Ridgeley 88-B Sewer Reserve	08/04/88				1,074.42			
Ripley 15-A Sewer Revenue	12/17/15	2.000 - 2.000	8,276,500	7,878,809	34,590.49	09/47	MBC - UNB	S&J
Ripley 15-A Sewer Reserve	12/17/15				68,572.01			
Ripley 15-B Sewer Reserve	12/17/15				27,203.95			
Ripley 89-A Sewer Revenue	12/28/89	7.850 - 7.850	487,262	273,910	23,234.79	10/28	MBC - BNY	G&G
Ripley 89-A Sewer Reserve	12/28/89				41,016.62			
Ripley 89-B Sewer Revenue	12/28/89	0.000 - 0.000	22,738	5,984	766.64	10/28	MBC - BNY	G&G
Ripley 89-B Sewer Reserve	12/28/89				1,011.42			
Ripley 07-A Water Reserve	01/23/07				141,490.24			
Ripley 07-B Water Reserve	01/23/07				115,288.48			
Ripley 15-A Water Revenue	06/23/15	4.450 - 4.450	778,000	676,032	6,944.06	07/35	MBC-SUMMIT	S&J
Ripley 15-A Water Reserve	06/23/15				26,291.35			
River Road PSD 01 Water Revenue	10/25/01	2.000 - 2.000	1,068,500	188,668	12,998.37	06/22	MBC - BPH	S&J
River Road PSD 01 Water Reserve	10/25/01				65,706.51			
River Road PSD 16-A Water Revenue	08/11/16	0.500 - 0.500	2,546,000	2,427,560	8,767.25	12/47	MBC - BPH	S&J
River Road PSD 16-A Water Reserve	08/11/16				94,796.40			
Rivesville 11-A Water Revenue	10/12/11	0.000 - 0.000	2,585,276	2,179,724	6,042.17	09/51	MBC - UNB	S&J

ACCOUNT NAME	ISSUE DATE	INTEREST RATE	ORIGINAL ISSUANCE	OUTSTANDING 6/30/2019	ACCT BALANCE 6/30/2019	LAST DEBT	PAYING AGENT	BOND COUNSEL
Rivesville 11-A Water Reserve	10/12/11				42,418.50			
Rivesville 13-A Water Revenue	08/15/13	3.000 - 3.000	130,000	107,900	4,176.12	07/37	MBC-BBT/WDA	S&J
Rivesville 13-A Water Reserve	08/15/13				8,086.45			
Rivesville 13-B Water Revenue	12/19/13	0.000 - 0.000	200,000	173,582	453.25	12/53	MBC - UNB	S&J
Rivesville 13-B Water Reserve	12/19/13				2,765.50			
Romney 01 Sewer Refunding Revenue	09/13/01	4.800 - 5.610	659,000	18,298	9,604.74	10/19	MBC-SUMMIT	BR
Romney 01 Sewer Refunding Reserve (R)*	09/13/01				54,916.48			
Romney 06-A Sewer Refunding Revenue	08/08/06	0.000 - 0.000	2,880,000	2,019,708	6,735.32	06/46	MBC - UNB	S&J
Romney 06-A Sewer Refunding Reserve (R)*	08/08/06				79,413.69			
Romney 14-A Sewer Revenue	02/13/14	0.000 - 0.000	3,600,000	3,515,253	3,291.15	12/47	MBC - DEP	S&J
Romney 14-A Sewer Reserve	02/13/14				19,534.98			
Romney 14-C Sewer Revenue	02/13/14	0.000 - 0.000	1,436,799	1,064,010	5,249.37	12/40	MBC - UNB	S&J
Romney 14-C Sewer Reserve	02/13/14				19,959.58			
Romney 17-A Sewer Refunding Revenue	02/22/17	3.500 - 3.500	363,000	330,964	2,383.06	01/35	MBC - ROM	S&J
Romney 17-A Sewer Refunding Reserve (R)*	02/22/17				27,797.01			
Romney 19-A Sewer Revenue	05/30/19	0.000 - 0.000	773,256	246,012	0	03/59	MBC - DEP	S&J
Romney 19-A Sewer Reserve	05/30/19				0			
Romney 82-B Sewer Revenue	07/28/82	0.000 - 0.000	195,500	5,284	4,527.15	10/19	MBC - BNY	S&J
Romney 12-A Water Reserve	03/16/12				13,601.45			
Romney 12-B Water Reserve	03/16/12				1,361.79			
Romney 16-A Water Reserve	08/01/16				9,519.01			
Romney 17-A Water Refunding Revenue	04/12/17	4.100 - 4.100	1,979,000	1,859,038	12,678.25	06/37	MBC-OVB:BH	S&J
Romney 17-A Water Refunding Reserve	04/12/17				148,041.07			
Romney 97-B Water Revenue	08/25/97	0.000 - 0.000	1,424,038	376,681	5,479.43	06/37	MBC - UNB	S&J
Romney 97-B Water Reserve	08/25/97				37,032.69			
Ronceverte 15-A Sewer Revenue	08/18/15	0.000 - 0.000	14,481,456	12,571,687	37,294.56	06/55	MBC - DEP	S&J
Ronceverte 15-A Sewer Reserve	08/18/15				52,568.50			

ACCOUNT NAME	ISSUE DATE	INTEREST RATE	ORIGINAL ISSUANCE	OUTSTANDING 6/30/2019	ACCT BALANCE 6/30/2019	LAST DEBT	PAYING AGENT	BOND COUNSEL
Ronceverte 08-A Water Revenue	09/05/08	0.000 - 0.000	2,000,000	1,383,321	6,880.54	03/40	MBC - BPH	S&J
Ronceverte 08-A Water Reserve	09/05/08				64,349.15			
Rowlesburg 06-A Water Reserve	10/13/06				21,086.01			
Rowlesburg 11-A Water Revenue	07/22/11	0.000 - 0.000	517,500	426,037	1,230.95	12/50	MBC - UNB	S&J
Rowlesburg 11-A Water Reserve	07/22/11				9,558.99			
Rowlesburg 17-A Water Revenue	08/02/17	1.000 - 1.000	2,000,000	1,957,633	5,618.11	06/57	MBC - UNB	S&J
Rowlesburg 17-A Water Reserve	08/02/17				3,675.88			
Rupert 17-A Water Reserve	05/12/17				0			
Salem 18-A Sewer Revenue	03/28/18	4.000 - 4.000	1,310,000	1,250,000	46,191.22	12/32	MBC - DTC	S&J
Salem 18-A Sewer Reserve	03/28/18				121,593.36			
Salem 18-B Sewer Revenue	03/28/18	3.000 - 4.000	2,255,000	2,210,000	58,064.09	12/37	MBC - DTC	S&J
Salem 18-B Sewer Reserve	03/28/18				169,188.38			
Salem 10-A Water Revenue	01/14/10	0.000 - 0.000	900,000	667,500	2,761.32	09/41	MBC - BPH	S&J
Salem 10-A Water Reserve	01/14/10				24,286.65			
Salt Rock Sewer PSD 03-A Sewer Revenue	07/31/03	0.000 - 0.000	2,050,000	1,269,666	5,142.07	06/43	MBC - DEP	S&J
Salt Rock Sewer PSD 03-A Sewer Reserve	07/31/03				54,794.20			
Salt Rock Sewer PSD 03-B Sewer Revenue	07/31/03	5.000 - 5.000	60,000	48,652	1,470.87	10/42	MBC-BBT/WDA	S&J
Salt Rock Sewer PSD 03-B Sewer Reserve	07/31/03				3,566.65			
Salt Rock Sewer PSD 04-A Sewer Revenue	12/29/04	0.000 - 0.000	11,068,062	7,378,708	28,095.66	12/44	MBC - DEP	S&J
Salt Rock Sewer PSD 04-A Sewer Reserve	12/29/04				299,745.75			
Salt Rock Sewer PSD 04-B Sewer Revenue	12/29/04	0.000 - 0.000	7,500,000	5,000,000	19,398.10	12/44	MBC - UNB	S&J
Salt Rock Sewer PSD 04-B Sewer Reserve	12/29/04				204,446.15			
Salt Rock Sewer PSD 04 Sewer R&R	12/29/04				59,254.53			
Salt Rock Sewer PSD 87-A Sewer Revenue	04/15/87	8.380 - 8.380	1,185,479	590,493	54,929.67	10/26	MBC - BNY	S&J
Salt Rock Sewer PSD 87-A Sewer Reserve	04/15/87				105,456.04			
Salt Rock Sewer PSD 87-B Sewer Revenue	04/15/87	0.000 - 0.000	290,771	61,215	5,895.01	10/26	MBC - BNY	S&J
Salt Rock Sewer PSD 87-B Sewer Reserve	04/15/87				7,931.68			

ACCOUNT NAME	ISSUE DATE	INTEREST RATE	ORIGINAL ISSUANCE	OUTSTANDING 6/30/2019	ACCT BALANCE 6/30/2019	LAST DEBT	PAYING AGENT	BOND COUNSEL
Salt Rock Sewer PSD 90-A Sewer Revenue	03/02/90	7.850 - 7.850	248,408	147,995	9,926.89	10/29	MBC - BNY	S&J
Salt Rock Sewer PSD 90-A Sewer Reserve	03/02/90				20,820.49			
Salt Rock Sewer PSD 90-B Sewer Revenue	03/02/90	0.000 - 0.000	11,592	3,270	244.1	10/29	MBC - BNY	S&J
Salt Rock Sewer PSD 90-B Sewer Reserve	03/02/90				309.87			
Salt Rock Water PSD 00-A Water Revenue	09/21/00	4.500 - 5.875	9,300,000	7,190,000	195,948.64	06/40	MBC - BNY	S&J
Salt Rock Water PSD 00-A Water Reserve	09/21/00				0		LOC	06/01/2040
Salt Rock Water PSD 00-B Water Revenue	09/21/00	0.000 - 0.000	3,000,000	1,634,599	13,171.25	09/40	MBC - UNB	S&J
Salt Rock Water PSD 00-B Water Reserve	09/21/00				0		LOC	09/01/2040
Salt Rock Water PSD 08-A Water Revenue	12/19/08	0.000 - 0.000	296,800	225,464	1,322.19	09/48	MBC - UNB	S&J
Salt Rock Water PSD 08-A Water Reserve	12/19/08				0		LOC	09/01/2048
Salt Rock Water PSD 18-A Water GAN	03/21/18	1.700 - 1.700	164,414	164,414	1,465.14	08/20	MBC-BBT/WDA	S&J
Shady Spring PSD 02-A Sewer Revenue	03/08/02	0.000 - 0.000	2,419,905	1,149,447	7,801.54	09/33	MBC - DEP	JTP
Shady Spring PSD 02-A Sewer Reserve	03/08/02				81,597.60			
Shady Spring PSD 05-A Sewer Revenue	12/13/05	0.000 - 0.000	2,875,000	2,004,934	6,802.15	12/45	MBC - UNB	JTP
Shady Spring PSD 05-A Sewer Reserve	12/13/05				76,534.14			
Shady Spring PSD 05-B Sewer Revenue	12/19/05	0.000 - 0.000	3,078,043	2,146,500	7,982.65	12/45	MBC - DEP	JTP
Shady Spring PSD 05-B Sewer Reserve	12/19/05				81,936.28			
Shady Spring PSD 10 Sewer Revenue	10/12/10	0.000 - 0.000	2,422,826	1,837,291	7,813.92	03/42	MBC - DEP	BR
Shady Spring PSD 10 Sewer Reserve	10/12/10				61,389.11			
Shady Spring PSD 16 Sewer Revenue	05/06/16	0.500 - 0.500	6,978,924	6,708,543	23,564.87	03/48	MBC - DEP	BR
Shady Spring PSD 16 Sewer Reserve	05/06/16				33,872.81			
Shady Spring PSD 82-B Sewer Revenue	08/12/82	0.000 - 0.000	795,515	22,098	22,172.09	10/19	MBC - BNY	JTP
Shady Spring PSD 97-D Sewer Refunding Revenue	06/24/97	6.250 - 6.250	3,056,955	2,180,464	94,000.54	10/35	MBC - BNY	JTP
Shady Spring PSD 97-D Sewer Refunding Reserve	06/24/97				214,318.05			
Shady Spring PSD 98-A Sewer Revenue	11/25/98	0.000 - 0.000	1,202,100	45,079	5,951.24	03/20	MBC - DEP	JTP
Shady Spring PSD 98-A Sewer Reserve	11/25/98				60,800.50			
Shady Spring PSD 99-B Sewer Revenue	03/18/99	5.750 - 5.750	165,000	121,718	4,719.21	10/37	MBC-BBT/WDA	JTP

ACCOUNT NAME	ISSUE DATE	INTEREST RATE	ORIGINAL ISSUANCE	OUTSTANDING 6/30/2019	ACCT BALANCE 6/30/2019	LAST DEBT	PAYING AGENT	BOND COUNSEL
Shady Spring PSD 99-B Sewer Reserve	03/18/99				10,820.75			
Shepherdstown 10-A Sewer Revenue	11/22/10	0.000 - 0.000	9,172,697	4,764,209	19,700.65	06/42	MBC - DEP	BR
Shepherdstown 10-A Sewer Reserve	11/22/10				201,746.03			
Shepherdstown 03-A Water Revenue	06/13/03	0.000 - 0.000	699,459	338,061	5,721.23	12/33	MBC - BPH	BR
Shepherdstown 03-A Water Reserve	06/13/03				24,283.92			
Shepherdstown 03-B Water Revenue	06/13/03	2.000 - 2.000	1,300,541	375,274	18,032.84	06/24	MBC - BPH	BR
Shepherdstown 03-B Water Reserve	06/13/03				79,977.64			
Shepherdstown 03 Water Depreciation	06/13/03				480,484.21			
Shepherdstown 12 Water Revenue	07/19/12	1.000 - 1.000	4,000,000	3,518,304	13,557.19	06/52	MBC - UNB	BR
Shepherdstown 12 Water Reserve	07/19/12				107,299.55			
Shepherdstown 17 Water Revenue	06/15/17	2.250 - 4.250	2,650,000	2,550,000	51,557.67	03/47	MBC - DTC	G&G
Shepherdstown 17 Water Reserve	06/15/17				158,557.79			
Shinnston 10-A Sewer Reserve	10/25/10				87,958.80			
Shinnston 90-A Sewer Revenue	03/29/90	7.850 - 7.850	2,245,223	1,337,655	119,173.18	10/29	MBC - BNY	S&J
Shinnston 90-A Sewer Reserve	03/29/90				187,811.26			
Shinnston 90-B Sewer Revenue	03/29/90	0.000 - 0.000	104,777	29,552	2,484.76	10/29	MBC - BNY	S&J
Shinnston 90-B Sewer Reserve	03/29/90				2,712.98			
Shinnston 05-A Water Reserve	11/17/05				257,704.65			
Shinnston 18-A Water Reserve	02/08/18				0			
Shinnston 83 Water Reserve	09/01/83				29,077.59			
Short Line PSD 05-A Water Revenue	08/24/05	0.000 - 0.000	1,274,183	866,111	2,996.60	06/45	MBC - UNB	S&J
Short Line PSD 05-A Water Reserve	08/24/05				34,505.70			
Short Line PSD 10-A Water Revenue	04/06/10	0.000 - 0.000	600,000	472,898	1,396.85	03/50	MBC - UNB	S&J
Short Line PSD 10-A Water Reserve	04/06/10				15,991.65			
Short Line PSD 90 Water Reserve	05/09/91				7,161.94			
Sissonville PSD 01 Sewer Refunding Revenue	12/28/01	5.250 - 6.000	1,440,000	630,000	70,116.92	10/25	MBC - DTC	G&G
Sissonville PSD 01 Sewer Refunding Reserve	12/28/01				57,900.00			

ACCOUNT NAME	ISSUE DATE	INTEREST RATE	ORIGINAL ISSUANCE	OUTSTANDING 6/30/2019	ACCT BALANCE 6/30/2019	LAST DEBT	PAYING AGENT	BOND COUNSEL
Sissonville PSD 03-A Sewer Revenue	06/17/03	2.000 - 2.000	1,313,000	396,838	9,791.13	09/24	MBC - DEP	G&G
Sissonville PSD 03-A Sewer Reserve	06/17/03				79,816.00			
Sistersville 13-A Sewer Revenue	02/27/13	0.000 - 0.000	200,888	175,675	524.51	09/52	MBC - DEP	S&J
Sistersville 13-A Sewer Reserve	02/27/13				2,641.49			
Sistersville 03 Water Refunding Revenue	11/21/03	3.350 - 5.500	910,000	80,000	14,342.33	06/20	MBC - DTC	S&J
Sistersville 03 Water Refunding Reserve	11/21/03				85,377.64			
Sistersville 10-A Water Reserve	02/26/10				17,908.67			
Smithers 03-A Sewer Reserve	11/06/03				27,859.76			
Smithers 03-B Sewer Revenue	11/06/03	0.000 - 0.000	800,000	507,189	3,533.34	09/43	MBC - UNB	G&G
Smithers 03-B Sewer Reserve	11/06/03				21,380.96			
Sophia 07-A Sewer Revenue	10/23/07	3.000 - 3.000	767,031	430,923	12,257.13	03/29	MBC - UNB	S&J
Sophia 07-A Sewer Reserve	10/23/07				51,735.11			
Sophia 17 Sewer Revenue	03/30/17	3.780 - 3.780	560,000	501,512	4,232.85	05/32	CITY NB	S&J
Sophia 17 Sewer Reserve	03/30/17				10,858.17			
Sophia 95 Sewer Revenue	07/24/95	6.750 - 6.750	156,705	106,803	6,959.97	10/33	MBC - BNY	G&G
Sophia 95 Sewer Reserve	07/24/95				11,677.25			
South Charleston 03-A Sewer Revenue	09/05/03	2.000 - 2.000	4,567,360	1,472,740	64,494.90	12/24	MBC - DEP	JK
South Charleston 03-A Sewer Reserve	09/05/03				286,725.87			
South Charleston 04-B Sewer Revenue	06/18/04	0.000 - 0.000	1,072,997	492,977	29,029.49	03/32	MBC - DEP	JK
South Charleston 04-B Sewer Reserve	06/18/04				40,220.79			
South Charleston 86-B Sewer Revenue	08/29/86	0.000 - 0.000	378,985	68,023	16,998.07	10/25	MBC - BNY	JK
South Charleston 86-B Sewer Reserve	08/29/86				10,108.51			
Southern Jackson County PSD 02 Sewer Revenue	05/30/02	0.000 - 0.000	2,888,924	1,729,553	19,871.54	03/42	MBC - UNB	G&G
Southern Jackson County PSD 02 Sewer Reserve	05/30/02				79,657.86			
Southern Jackson County PSD 01 A&B Water Reserve	12/21/01				65,607.31			
Southern Jackson County PSD 05 Water Reserve	09/23/05				60,041.22			
Southern Jackson County PSD 13 Water Revenue	02/14/13	0.000 - 0.000	3,140,000	2,642,827	21,025.02	09/44	MBC - BPH	JK

ACCOUNT NAME	ISSUE DATE	INTEREST RATE	ORIGINAL ISSUANCE	OUTSTANDING 6/30/2019	ACCT BALANCE 6/30/2019	LAST DEBT	PAYING AGENT	BOND COUNSEL
Southern Jackson County PSD 13 Water Reserve	02/14/13				55,751.43			
Southern Jackson County PSD 91 Water Reserve	03/18/91				9,723.56			
Southern Jackson County PSD 97 Water Reserve	02/27/97				29,802.73			
Southern Jackson County PSD 98-A Water Revenue	05/22/98	0.000 - 0.000	380,000	181,529	3,760.99	03/38	MBC - UNB	JK
Southern Jackson County PSD 98-A Water Reserve	05/22/98				10,071.03			
Southwestern Water PSD 10-A Water Reserve	03/12/10				99,659.27			
Southwestern Water PSD 10-B Water Revenue	03/12/10	0.000 - 0.000	6,100,000	4,524,146	19,507.50	09/41	MBC - BPH	S&J
Southwestern Water PSD 10-B Water Reserve	03/12/10				84,938.25			
Spencer 00 Sewer Reserve	08/24/00				18,111.77			
Spencer 09 Water Reserve	10/08/09				22,323.60			
Spencer 10 Water Reserve	05/05/10				33,141.23			
Spencer 12 Water Reserve	09/13/12				7,642.55			
Spencer 70 Water Replacement	01/01/70				6,227.38			
Spencer 91 Taxable Water Reserve	12/09/91				21,765.74			
Spencer 93 Water Reserve	03/18/93				17,854.43			
Spencer 98 Water Reserve	06/05/98				49,322.33			
Spring Valley PSD 01-A Sewer Revenue	02/01/01	2.000 - 2.000	820,500	133,133	14,178.36	03/22	MBC - DEP	JK
Spring Valley PSD 01-A Sewer Reserve	02/01/01				50,459.79			
St Albans 00-B Water & Sewer Revenue	03/15/00	2.000 - 2.000	16,281,000	2,874,789	94,610.66	06/22	MBC - DEP	S&J
St Albans 00-B Water & Sewer Reserve	03/15/00				1,001,139.47			
St Albans 00-C Water & Sewer Revenue	03/15/00	5.800 - 5.800	225,000	35,482	13,784.08	10/20	MBC-BBT/WDA	S&J
St Albans 00-C Water & Sewer Reserve	03/15/00				19,523.27			
St Albans 08-A Water & Sewer Revenue	12/03/08	4.370 - 4.370	2,735,000	1,593,940	17,600.51	12/28	HUNT OH:BH	S&J
St Albans 08-A Water & Sewer Reserve	12/03/08				208,407.70			
St Albans 14-A Water & Sewer Revenue	06/30/14	2.500 - 4.750	2,200,000	1,985,000	14,992.93	06/44	MBC - DTC	S&J
St Albans 14-A Water & Sewer Reserve	06/30/14				139,179.03			
St Albans 14-B Water & Sewer Refunding Revenue	09/30/14	2.000 - 4.500	7,745,000	7,515,000	166,627.20	12/40	MBC - DTC	S&J

ACCOUNT NAME	ISSUE DATE	INTEREST RATE	ORIGINAL ISSUANCE	OUTSTANDING 6/30/2019	ACCT BALANCE 6/30/2019	LAST DEBT	PAYING AGENT	BOND COUNSEL
St Albans 14-B Water & Sewer Refunding Reserve	09/30/14				528,808.82			
St Albans 19-A Water & Sewer Revenue	05/10/19	3.260 - 3.260	1,500,000	1,500,000	10,588.46	06/34	MBC-BBT GOV	S&J
St Albans 19-A Water & Sewer Reserve	05/10/19				126,984.96			
St Marys 06-A Water & Sewer Revenue	07/10/06	0.500 - 0.500	1,581,250	962,319	5,330.71	06/36	MBC - UNB	JK
St Marys 06-A Water & Sewer Reserve	07/10/06				59,768.90			
St Marys 08-A Water & Sewer Refunding Reserve	11/05/08				229,859.68			
St Marys 08-B Water & Sewer Refunding Reserve	11/05/08				50,164.33			
St Marys 09-A Water & Sewer Revenue	11/20/09	0.000 - 0.000	3,057,992	1,873,017	29,070.45	09/31	MBC - DEP	JK
St Marys 09-A Water & Sewer Reserve	11/20/09				125,107.10			
St Marys 12-A Water & Sewer Revenue	01/05/12	0.000 - 0.000	3,455,401	2,777,568	11,429.64	03/43	MBC - DEP	JK
St Marys 12-A Water & Sewer Reserve	01/05/12				70,917.37			
St Marys 12-B Water & Sewer Revenue	01/05/12	2.000 - 2.000	4,203,500	3,161,478	29,809.50	09/33	MBC - BPH	JK
St Marys 12-B Water & Sewer Reserve	01/05/12				153,717.95			
Stonewood 09-A Water Reserve	04/24/09				34,811.99			
Stonewood 09-B Water Reserve	04/24/09				33,154.40			
Stonewood 14-A Water Revenue	03/20/14	0.000 - 0.000	2,250,000	1,968,750	7,772.82	09/45	MBC - BPH	S&J
Stonewood 14-A Water Reserve	03/20/14				29,535.71			
Sugar Creek PSD 10-A Water Revenue	01/07/10	0.000 - 0.000	312,500	226,549	1,561.39	03/41	MBC - BPH	S&J
Sugar Creek PSD 10-A Water Reserve	01/07/10				9,067.55			
Sugar Creek PSD 11-A Water Revenue	10/06/11	0.000 - 0.000	1,100,000	927,440	2,573.90	09/51	MBC - UNB	S&J
Sugar Creek PSD 11-A Water Reserve	10/06/11				29,862.05			
Summersville 02-A Water & Sewer Revenue	12/18/02	0.000 - 0.000	4,661,505	2,882,773	26,490.56	12/42	MBC - UNB	S&J
Summersville 02-A Water & Sewer Reserve	12/18/02				127,291.34			
Summersville 02-B Water & Sewer Revenue	12/18/02	0.000 - 0.000	2,388,495	1,234,055	19,773.18	12/34	MBC - BPH	S&J
Summersville 02-B Water & Sewer Reserve	12/18/02				82,558.08			
Summersville 07-A Water & Sewer Revenue	05/15/07	0.000 - 0.000	8,682,265	5,581,440	27,749.21	06/37	MBC - UNB	BR
Summersville 07-A Water & Sewer Reserve	05/15/07				313,048.91			

ACCOUNT NAME	ISSUE DATE	INTEREST RATE	ORIGINAL ISSUANCE	OUTSTANDING 6/30/2019	ACCT BALANCE 6/30/2019	LAST DEBT	PAYING AGENT	BOND COUNSEL
Summersville 07-B Water & Sewer Revenue	05/15/07	0.000 - 0.000	2,000,000	1,259,240	7,074.24	06/36	MBC - DEP	BR
Summersville 07-B Water & Sewer Reserve	05/15/07				74,788.98			
Summersville 09-A Water & Sewer Reserve	11/12/09				85,254.84			
Summersville 09-B Water & Sewer Reserve	11/12/09				4,175.02			
Summersville 12-A Water & Sewer Revenue	04/02/12	1.000 - 1.000	1,128,609	960,918	3,079.99	03/52	MBC - UNB	S&J
Summersville 12-A Water & Sewer Reserve	04/02/12				25,195.59			
Summersville 14-A Water & Sewer Revenue	08/12/14	1.000 - 1.000	1,794,500	1,676,254	5,883.18	06/54	MBC - UNB	S&J
Summersville 14-A Water & Sewer Reserve	08/12/14				40,040.65			
Summersville 90-A Water & Sewer Revenue	04/06/90	7.850 - 7.850	281,848	167,919	14,953.54	10/29	MBC - BNY	VLF
Summersville 90-A Water & Sewer Reserve	04/06/90				23,622.24			
Summersville 90-B Water & Sewer Revenue	04/06/90	0.000 - 0.000	13,152	3,710	592.44	10/29	MBC - BNY	VLF
Summersville 90-B Water & Sewer Reserve	04/06/90				355.74			
Summersville 91-A Water & Sewer Revenue	08/13/91	8.100 - 8.100	790,057	479,501	42,861.49	10/29	MBC - BNY	VLF
Summersville 91-A Water & Sewer Reserve	08/13/91				68,277.42			
Summersville 91-B Water & Sewer Revenue	08/13/91	0.000 - 0.000	35,671	10,326	1,314.70	10/29	MBC - BNY	VLF
Summersville 91-B Water & Sewer Reserve	08/13/91				977.18			
Summersville 98-A Water & Sewer Revenue	01/06/98	0.000 - 0.000	639,000	303,115	6,035.57	12/37	MBC - UNB	VLF
Summersville 98-A Water & Sewer Reserve	01/06/98				17,006.70			
Sun Valley PSD 01-A Sewer Refunding Revenue	10/18/01	0.000 - 0.000	1,073,405	569,556	4,526.98	12/38	MBC - UNB	S&J
Sun Valley PSD 01-A Sewer Refunding Reserve	10/18/01				30,364.37			
Sun Valley PSD 10-A Sewer Reserve	07/13/10				37,038.27			
Sun Valley PSD 10-B Sewer Revenue	07/13/10	0.000 - 0.000	3,200,000	2,593,461	7,515.47	06/50	MBC - UNB	JK
Sun Valley PSD 10-B Sewer Reserve	07/13/10				64,263.86			
Sun Valley PSD 97-A Sewer Revenue	04/10/97	0.000 - 0.000	853,000	393,266	2,142.87	03/37	MBC - UNB	S&J
Sun Valley PSD 97-A Sewer Reserve	04/10/97				23,026.58			
Sun Valley PSD 10-A Water Reserve	01/14/10				87,342.06			
Sun Valley PSD 10-B Water Revenue	01/14/10	0.000 - 0.000	300,000	220,000	898.4	06/41	MBC - BPH	BR

ACCOUNT NAME	ISSUE DATE	INTEREST RATE	ORIGINAL ISSUANCE	OUTSTANDING 6/30/2019	ACCT BALANCE 6/30/2019	LAST DEBT	PAYING AGENT	BOND COUNSEL
Sun Valley PSD 10-B Water Reserve	01/14/10				10,387.48			
Sun Valley PSD 16-A Water Revenue	10/05/16	2.320 - 2.320	280,000	214,120	2,722.12	11/26	MBC-BBT GOV	S&J
Sun Valley PSD 16-A Water Reserve	10/05/16				7,636.76			
Taylor County PSD 04-A Water Reserve	07/16/04				35,759.10			
Taylor County (Haymond) PSD 04-B Water Revenue	12/10/04	0.000 - 0.000	378,397	214,425	1,159.34	06/36	MBC - UNB	S&J
Taylor County (Haymond) PSD 04-B Water Reserve	12/10/04				13,404.28			
Taylor County (Haymond) PSD 04-A Water Revenue	12/10/04	0.000 - 0.000	1,310,000	864,771	3,145.07	09/44	MBC - UNB	S&J
Taylor County (Haymond) PSD 04-A Water Reserve	12/10/04				36,396.07			
Taylor County PSD 07-A Water Reserve	05/24/07				58,055.02			
Taylor County PSD 18-A Water Reserve	02/15/18				0			
Tennerton PSD 01-A Sewer Reserve	09/13/01				29,440.14			
Tennerton PSD 08-A Sewer Reserve	04/17/08				69,303.00			
Tennerton PSD 86-B Sewer Revenue	03/12/86	0.000 - 0.000	169,883	31,294	3,732.82	10/25	MBC - BNY	VLF
Tennerton PSD 86-B Sewer Reserve	03/12/86				4,479.81			
Terra Alta 99-A Sewer Revenue	07/22/99	0.000 - 0.000	200,000	17,500	1,197.16	03/21	MBC - DEP	S&J
Terra Alta 99-A Sewer Reserve	07/22/99				10,386.94			
Terra Alta 99-B Sewer Revenue	07/22/99	0.000 - 0.000	4,780,000	2,483,114	13,358.67	06/39	MBC - UNB	S&J
Terra Alta 99-B Sewer Reserve	07/22/99				133,158.74			
Terra Alta 10-A Water Revenue	02/16/10	0.000 - 0.000	823,639	652,471	1,922.29	12/49	MBC - UNB	S&J
Terra Alta 10-A Water Reserve	02/16/10				17,869.54			
Terra Alta 98-A Water Revenue	03/30/98	0.000 - 0.000	520,000	245,096	1,624.57	12/37	MBC - UNB	S&J
Terra Alta 98-A Water Reserve	03/30/98				16,749.48			
Thomas 97-A Sewer Revenue	12/17/97	0.000 - 0.000	1,500,000	469,546	3,998.70	06/29	MBC - DEP	S&J
Thomas 97-A Sewer Reserve	12/17/97				46,956.00			
Tomlinson PSD 04-A Water Revenue	03/09/04	0.000 - 0.000	1,353,815	870,309	7,237.96	03/44	MBC - UNB	S&J
Tomlinson PSD 04-A Water Reserve	03/09/04				36,490.07			
Tomlinson PSD 04-B Water Revenue	03/09/04	5.000 - 5.000	669,500	559,399	22,643.04	10/43	MBC-BBT/WDA	S&J

ACCOUNT NAME	ISSUE DATE	INTEREST RATE	ORIGINAL ISSUANCE	OUTSTANDING 6/30/2019	ACCT BALANCE 6/30/2019	LAST DEBT	PAYING AGENT	BOND COUNSEL
Tomlinson PSD 04-B Water Reserve	03/09/04				40,151.64			
Tomlinson PSD 10-A Water Revenue	08/06/10	5.000 - 5.000	100,000	50,237	1,629.74	08/25	MBC-FARMERS	S&J
Tomlinson PSD 10-A Water Reserve	08/06/10				9,846.77			
Tomlinson PSD 18-A Water Revenue	06/27/18	0.750 - 0.750	500,000	210,815	2,267.79	03/49	MBC - BPH	S&J
Tomlinson PSD 18-A Water Reserve	06/27/18				622.71			
Tri County Water 15 Reserve	08/04/15				20,588.36			
Tunnelton 02 Sewer Reserve	04/19/02				16,169.59			
Tunnelton 16-A Sewer Reserve	06/03/16				9,346.10			
Tunnelton 90 Water Reserve	05/03/90				28,321.29			
Tyler County (Friendly) PSD 04-A Sewer Revenue	09/28/04	0.000 - 0.000	252,100	162,179	617.21	09/44	MBC - UNB	S&J
Tyler County (Friendly) PSD 04-A Sewer Reserve	09/28/04				6,671.96			
Tyler County (Friendly) PSD 05-A Water Revenue	03/11/05	0.000 - 0.000	300,000	199,355	699.31	03/45	MBC - UNB	S&J
Tyler County (Friendly) PSD 05-A Water Reserve	03/11/05				8,040.59			
Tyler County (Friendly) PSD 08-A Water Revenue	12/04/08	0.000 - 0.000	2,450,000	1,865,141	5,705.49	12/48	MBC - UNB	S&J
Tyler County (Friendly) PSD 08-A Water Reserve	12/04/08				62,016.94			
Tyler County (Friendly) PSD 12-A Water Reserve	04/19/12				36,676.92			
Tyler County PSD 18-A Water Reserve	11/13/18				0			
Tyler County (Friendly) PSD 94-A Water Reserve	06/22/94				20,066.53			
Tyler County (Friendly) PSD 94-B Water Reserve	11/03/94				4,296.89			
Tyler County (Friendly) PSD 97 Water Reserve	06/11/97				27,860.27			
Union PSD 09-A Sewer Reserve	11/20/09				175,667.31			
Union PSD 09-C Sewer Revenue	11/20/09	0.000 - 0.000	3,074,294	1,882,995	14,401.49	09/31	MBC - DEP	JK
Union PSD 09-C Sewer Reserve	11/20/09				124,415.11			
Union PSD 18-A Sewer Revenue	12/07/18	2.500 - 2.500	8,730,441	3,019,255	0	12/38	MBC - DEP	WLO
Union PSD 18-A Sewer Reserve	12/07/18				0			
Union PSD 91-A Sewer Revenue	08/28/91	8.100 - 8.100	2,139,656	1,298,602	85,224.57	10/29	MBC - BNY	JK
Union PSD 91-A Sewer Reserve	08/28/91				184,996.86			

ACCOUNT NAME	ISSUE DATE	INTEREST RATE	ORIGINAL ISSUANCE	OUTSTANDING 6/30/2019	ACCT BALANCE 6/30/2019	LAST DEBT	PAYING AGENT	BOND COUNSEL
Union PSD 91-B Sewer Revenue	08/28/91	7.750 - 7.750	4,229,604	2,777,985	153,677.03	10/31	MBC - BNY	JK
Union PSD 91-B Sewer Reserve	08/28/91				350,848.77			
Union PSD 91-C Sewer Revenue	08/28/91	0.000 - 0.000	237,602	74,963	4,653.06	10/31	MBC - BNY	JK
Union PSD 91-C Sewer Reserve	08/28/91				6,232.67			
Union-Williams PSD 00 Sewer Revenue	12/15/00	0.000 - 0.000	412,000	164,784	2,483.89	06/31	MBC - DEP	BR
Union-Williams PSD 00 Sewer Reserve	12/15/00				13,942.88			
Union-Williams PSD 04-A Sewer Revenue	02/19/04	0.000 - 0.000	15,596,291	8,447,991	94,002.80	09/35	MBC - DEP	BR
Union-Williams PSD 04-A Sewer Reserve	02/19/04				527,705.43			
Union-Williams PSD 04-B Sewer Revenue	02/19/04	0.000 - 0.000	1,900,000	1,216,993	8,344.10	12/43	MBC - UNB	BR
Union-Williams PSD 04-B Sewer Reserve	02/19/04				50,422.12			
Union-Williams PSD 07 Sewer Revenue	03/29/07	0.000 - 0.000	284,652	284,652	0	06/38	MBC - UNB	BR
Union-Williams PSD 07 Sewer Reserve	03/29/07				0			
Union-Williams PSD 91 Sewer Reserve	04/16/91				32,192.37			
Union-Williams PSD 13 Water Refunding Revenue	05/23/13	2.000 - 4.750	3,520,000	2,660,000	95,013.42	12/37	MBC - DTC	BR
Union-Williams PSD 13 Water Refunding Reserve	05/23/13				141,949.47			
Union-Williams PSD 15 Water Revenue	07/01/15	3.190 - 3.190	1,915,000	1,499,588	27,141.35	07/30	MBC-BBT GOV	BR
Union-Williams PSD 15 Water Reserve	07/01/15				67,044.11			
Valley Falls PSD 07-A Water Revenue	01/12/07	0.000 - 0.000	4,878,315	3,201,387	16,775.86	06/40	MBC - UNB	S&J
Valley Falls PSD 07-A Water Reserve	01/12/07				152,448.00			
Vienna 13-A Water & Sewer Revenue	11/14/13	2.000 - 2.000	1,850,308	1,534,586	11,139.48	06/35	MBC - DEP	S&J
Vienna 13-A Water & Sewer Reserve	11/14/13				47,447.36			
Vienna 14-A Water & Sewer Revenue	05/14/14	2.340 - 2.340	1,030,000	545,665	10,049.61	06/24	MBC-BBT GOV	S&J
Vienna 14-A Water & Sewer Reserve	06/14/14				107,011.90			
Vienna 15-A Water & Sewer Revenue	03/25/15	3.000 - 3.000	1,416,600	1,250,098	8,860.04	06/36	MBC - UNB	S&J
Vienna 15-A Water & Sewer Reserve	03/25/15				98,037.76			
WV American Water Company 10-A Water Revenue Note	01/28/10	0.000 - 0.000	1,925,000	1,179,047	8,231.95	09/31	MBC - BPH	JK
WV Amer Water Comp 10-A Water Reserve	01/28/10				0		LOC	09/01/2031

ACCOUNT NAME	ISSUE DATE	INTEREST RATE	ORIGINAL ISSUANCE	OUTSTANDING 6/30/2019	ACCT BALANCE 6/30/2019	LAST DEBT	PAYING AGENT	BOND COUNSEL
WV Higher Education Facilities 10-B Revenue	12/23/10	7.450 - 7.650	50,265,000	50,265,000	0	04/40	MBC - DTC	STB
WV Higher Education Facilities 10-B Reserve	12/23/10				803,102.16			
WV Higher Education Policy 12-A Revenue	06/12/12	2.000 - 5.000	124,190,000	102,105,000	78,381.94	04/34	MBC - DTC	STB
WV Higher Education Policy 12-B Revenue	06/12/12	2.000 - 4.000	7,975,000	6,095,000	2,250.07	04/34	MBC - DTC	STB
Walton PSD 05 Water Reserve	04/14/05				5,377.90			
Walton PSD 08 Water Reserve	07/03/08				4,780.00			
War 99-A Lot 2 Sewer Revenue	06/25/99	0.000 - 0.000	724,274	376,252	1,722.80	06/39	MBC - UNB	G&G
War 99-A Sewer Revenue	06/25/99	0.000 - 0.000	245,726	127,622	629.03	06/39	MBC - UNB	G&G
War 99-A & 99-A Lot 2 Sewer Reserve	06/25/99				25,196.00			
War 08-A Water Revenue	06/26/08	0.000 - 0.000	215,300	157,064	470.37	06/48	MBC - UNB	S&J
War 08-A Water Reserve	06/26/08				5,658.35			
War 11-A Water Reserve	01/27/11				30,108.60			
War 11-B Water Reserve	01/27/11				10,948.58			
Wardensville 09-A Sewer Revenue	12/02/09	0.000 - 0.000	279,782	220,211	2,225.85	12/49	MBC - DEP	JK
Wardensville 09-A Sewer Reserve	12/02/09				7,487.05			
Wardensville 79 Sewer Reserve	07/25/80				14,907.34			
Wardensville 08-A Water Revenue	12/10/08	0.000 - 0.000	1,550,000	1,072,071	5,329.44	03/40	MBC - BPH	S&J
Wardensville 08-A Water Reserve	12/10/08				53,550.56			
Warm Springs PSD 02-A Sewer Revenue	06/25/02	0.000 - 0.000	1,316,000	614,112	4,266.39	06/33	MBC - DEP	JK
Warm Springs PSD 02-A Sewer Reserve	06/25/02				45,574.19			
Warm Springs PSD 07-A Sewer Revenue	02/28/07	0.000 - 0.000	8,290,000	2,818,129	19,478.18	09/32	MBC - UNB	JK
Warm Springs PSD 07-A Sewer Reserve	02/28/07				221,646.24			
Warm Springs PSD 07-C Sewer Revenue	02/28/07	0.000 - 0.000	3,000,000	2,592,876	4,266.17	12/38	MBC - DEP	JK
Warm Springs PSD 07-C Sewer Reserve	02/28/07				186,841.74			
Warm Springs PSD 89 Sewer Reserve	08/03/89				19,738.96			
Warm Springs PSD 98 Sewer Reserve	11/19/98				22,287.94			
Wayne County Building Comm 13-A Lease Reserve	11/18/13				29,580.16			

ACCOUNT NAME	ISSUE DATE	INTEREST RATE	ORIGINAL ISSUANCE	OUTSTANDING 6/30/2019	ACCT BALANCE 6/30/2019	LAST DEBT	PAYING AGENT	BOND COUNSEL
Wayne County Schools 14 GO	09/25/14	2.000 - 5.000	18,000,000	13,260,000	241,153.36	06/29	MBC - DTC	S&J
Wayne County Schools 14 GO Surplus Collections	09/25/14				523,296.66			
Wayne 12-A Sewer Reserve	12/17/12				40,021.02			
Wayne 04-A Water Reserve	10/21/04				72,083.07			
Wayne 04-B Water Revenue	10/21/04	0.000 - 0.000	1,925,000	1,058,750	6,288.14	12/35	MBC - BPH	S&J
Wayne 04-B Water Reserve (R)*	10/21/04				66,510.51			
Wayne 07-A Water Revenue	06/14/07	1.000 - 1.000	193,394	193,394	0	12/39	MBC - UNB	S&J
Wayne 07-A Water Reserve	06/14/07				53,164.83			
Webster County EDA 11-A Water Revenue	04/11/11	0.000 - 0.000	890,000	724,763	3,913.48	03/51	MBC - UNB	S&J
Webster County EDA 11-A Water Reserve	04/11/11				0		LOC	04/11/2021
Weirton 07-A Sewer Revenue	04/11/07	2.000 - 2.000	4,199,404	2,044,449	70,550.17	03/28	MBC - DEP	S&J
Weirton 07-A Sewer Reserve	04/11/07				258,238.70			
Weirton 13-A Sewer Revenue	09/25/13	2.000 - 2.000	5,904,000	4,903,769	41,073.55	06/35	MBC - DEP	S&J
Weirton 13-A Sewer Reserve	09/25/13				150,654.41			
Weirton 06-A Water Revenue	04/25/06	2.000 - 2.000	2,555,000	1,276,330	16,578.97	06/28	MBC - BPH	S&J
Weirton 06-A Water Reserve	04/25/06				157,114.24			
Weirton 09-A Water Revenue	11/19/09	2.000 - 2.000	2,496,208	1,644,992	31,128.59	09/31	MBC - BPH	S&J
Weirton 09-A Water Reserve	11/19/09				124,159.60			
Weirton 16-A Water Revenue	04/15/16	3.520 - 3.520	2,900,000	2,580,047	17,635.17	05/36	WESBK-WHEEL	S&J
Weirton 16-A Water Reserve	04/15/16				66,032.22			
Weirton 16-B Water Revenue	10/20/16	2.500 - 2.500	4,000,000	3,843,783	24,469.68	06/38	MBC - BPH	S&J
Weirton 16-B Water Reserve	10/20/16				27,907.33			
Welch 08-A Sewer Revenue	05/06/08	0.000 - 0.000	2,000,000	1,513,154	5,191.80	03/48	MBC - DEP	S&J
Welch 08-A Sewer Reserve	05/06/08				54,372.63			
Welch 13-A Sewer Revenue	05/06/13	0.000 - 0.000	4,039,789	3,587,470	10,503.28	03/53	MBC - DEP	S&J
Welch 13-A Sewer Reserve	05/06/13				109,908.08			
Welch 09-A Water Revenue	12/18/09	0.000 - 0.000	625,000	458,312	3,631.69	06/41	MBC - BPH	S&J

ACCOUNT NAME	ISSUE DATE	INTEREST RATE	ORIGINAL ISSUANCE	OUTSTANDING 6/30/2019	ACCT BALANCE 6/30/2019	LAST DEBT	PAYING AGENT	BOND COUNSEL
Welch 09-A Water Reserve	12/18/09				21,521.18			
Welch 09-C Water Revenue	12/18/09	0.000 - 0.000	461,674	365,738	2,090.12	12/49	MBC - UNB	S&J
Welch 09-C Water Reserve	12/18/09				12,386.34			
Welch 14-A Water Revenue	02/20/14	0.500 - 0.500	310,000	268,860	1,224.64	03/45	MBC - BPH	S&J
Welch 14-A Water Reserve	02/20/14				11,499.05			
Welch 15-A Water Revenue	06/17/15	0.500 - 0.500	3,540,088	3,264,925	13,327.45	12/46	MBC - BPH	S&J
Welch 15-A Water Reserve	06/17/15				131,293.99			
Welch 17-A Water Reserve	09/08/17				41,640.00			
Wellsburg 10-A Water & Sewer Revenue	10/27/10	2.000 - 2.000	215,000	139,128	1,622.68	06/31	MBC - BPH	S&J
Wellsburg 10-A Water & Sewer Reserve	10/27/10				10,922.24			
Wellsburg 11-A Water & Sewer Revenue	02/24/11	0.000 - 0.000	307,661	248,953	817.93	03/50	MBC - DEP	S&J
Wellsburg 11-A Water & Sewer Reserve	02/24/11				8,417.02			
Wellsburg 12-A Water & Sewer Revenue	03/01/12	2.000 - 2.000	2,435,000	1,859,085	16,974.72	12/33	MBC - BPH	S&J
Wellsburg 12-A Water & Sewer Reserve	03/01/12				100,862.00			
Wellsburg 15-A Water & Sewer Revenue	09/30/15	0.500 - 0.500	4,000,000	3,712,635	14,578.08	06/46	MBC - DEP	S&J
Wellsburg 15-A Water & Sewer Reserve	09/30/15				35,039.44			
West Hamlin 07-A Water & Sewer Reserve	06/28/07				25,456.25			
West Hamlin 80 Water & Sewer Reserve	12/15/80				42,985.58			
West Union 02 Water & Sewer Revenue	08/29/02	0.000 - 0.000	810,000	480,774	3,623.11	06/42	MBC - UNB	BR
West Union 02 Water & Sewer Reserve	08/29/02				21,180.46			
West Union 18-A Water & Sewer Revenue	12/20/18	1.000 - 1.000	3,177,709	552,795	0	12/58	MBC - UNB	S&J
West Union 18-A Water & Sewer Reserve	12/20/18				0			
West Union 98-C Water & Sewer Revenue	12/15/98	0.000 - 0.000	2,075,000	1,044,186	9,287.61	12/38	MBC - UNB	S&J
West Union 98-C Water & Sewer Reserve	12/15/98				54,258.80			
Weston 00-A Sewer Revenue	12/20/00	0.000 - 0.000	3,192,097	1,383,229	11,051.70	06/32	MBC - DEP	JK
Weston 00-A Sewer Reserve (R)*	12/20/00				110,637.39			
Weston 00-B Sewer Revenue	12/20/00	0.000 - 0.000	6,250,000	3,490,224	15,687.85	12/40	MBC - UNB	JK

ACCOUNT NAME	ISSUE DATE	INTEREST RATE	ORIGINAL ISSUANCE	OUTSTANDING 6/30/2019	ACCT BALANCE 6/30/2019	LAST DEBT	PAYING AGENT	BOND COUNSEL
Weston 00-B Sewer Reserve (R)*	12/20/00				168,781.95			
Weston 05-A Sewer Revenue	06/24/05	0.000 - 0.000	597,037	400,592	1,395.29	06/45	MBC - UNB	JK
Weston 05-A Sewer Reserve (R)*	06/24/05				15,980.39			
Weston 07-A Sewer Revenue	09/18/07	0.000 - 0.000	3,047,000	2,215,988	7,123.77	06/47	MBC - UNB	S&J
Weston 07-A Sewer Reserve (R)*	09/18/07				80,585.72			
Weston 11-A Sewer Revenue	08/16/11	0.000 - 0.000	1,168,000	944,207	2,731.30	06/51	MBC - UNB	S&J
Weston 11-A Sewer Reserve	08/16/11				21,267.43			
Weston 11-B Sewer Revenue	08/16/11	0.000 - 0.000	741,679	574,792	2,409.35	09/42	MBC - DEP	S&J
Weston 11-B Sewer Reserve (R)*	08/16/11				17,443.15			
Weston 13-A Sewer Revenue	02/01/13	0.000 - 0.000	586,986	464,975	2,061.79	06/41	MBC - DEP	S&J
Weston 13-A Sewer Reserve	02/01/13				12,765.35			
Weston 18-A Sewer Revenue	12/18/18	0.250 - 0.250	10,716,698	3,037,235	0	09/50	MBC - DEP	S&J
Weston 18-A Sewer Reserve	12/12/18				0			
Weston 18-C Sewer Revenue	12/18/18	2.000 - 2.000	1,325,000	779,709	0	09/50	MBC - UNB	S&J
Weston 18-C Sewer Reserve	12/18/18				0			
Wetzel County PSD #1 06-A Water Reserve	06/27/06				50,645.99			
Wetzel County PSD #1 13-A Water Revenue	07/12/13	1.000 - 1.000	1,030,509	932,836	5,772.46	12/52	MBC - UNB	S&J
Wetzel County PSD #1 13-A Water Reserve	07/12/13				33,390.19			
Wetzel County PSD #1 16-A Water Revenue	12/15/16	1.000 - 1.000	534,500	517,559	1,599.95	12/56	MBC - UNB	S&J
Wetzel County PSD #1 16-A Water Reserve	12/15/16				2,664.66			
Wetzel County PSD #1 93-A Water Revenue	06/28/93	7.750 - 7.750	154,839	101,698	7,774.47	10/31	MBC - BNY	S&J
Wetzel County PSD #1 93-A Water Reserve	06/28/93				12,838.54			
Wetzel County PSD #1 93-B Water Revenue	06/28/93	0.000 - 0.000	5,161	1,720	592.05	10/31	MBC - BNY	S&J
Wetzel County PSD #1 93-B Water Reserve	06/28/93				245.17			
Wheeling 15 Civic Center Refunding GO	09/02/15	2.000 - 2.600	1,860,000	1,335,000	152,258.42	05/28	MBC - DTC	S&J
Wheeling 05-A Water & Sewer Revenue	05/03/05	2.000 - 2.000	14,500,000	6,124,615	111,056.49	12/26	MBC - DEP	S&J
Wheeling 05-A Water & Sewer Reserve	05/03/05				906,394.04			

ACCOUNT NAME	ISSUE DATE	INTEREST RATE	ORIGINAL ISSUANCE	OUTSTANDING 6/30/2019	ACCT BALANCE 6/30/2019	LAST DEBT	PAYING AGENT	BOND COUNSEL
Wheeling 10-B Water & Sewer Revenue	12/14/10	2.000 - 2.000	8,356,000	5,884,930	56,706.47	03/32	MBC - DEP	S&J
Wheeling 10-B Water & Sewer Reserve	12/14/10				356,115.17			
Wheeling 13 Water & Sewer Refunding Revenue	05/30/13	2.000 - 5.000	38,255,000	33,295,000	221,824.33	06/43	MBC - DTC	S&J
Wheeling 13 Water & Sewer Refunding Reserve	05/30/13				2,306,655.37			
Wheeling 15-A Water & Sewer Refunding Revenue	09/02/15	2.200 - 4.000	8,030,000	8,030,000	27,106.02	06/36	MBC - DTC	S&J
Wheeling 15-A Water & Sewer Refunding Reserve	09/02/15				560,846.12			
Wheeling 15-B Water & Sewer Refunding Revenue	09/02/15	0.850 - 3.000	2,425,000	960,000	45,672.18	06/22	MBC - DTC	S&J
Wheeling 15-B Water & Sewer Refunding Reserve (R)*	09/02/15				168,927.16			
Wheeling 18 Water & Sewer BAN	12/20/18	3.190 - 3.190	10,000,000	711,411	24,975.36	09/21	WESBK-WHEEL	S&J
White Oak PSD 92-A Sewer Revenue	08/12/92	7.750 - 7.750	319,355	209,751	14,122.25	10/31	MBC - BNY	S&J
White Oak PSD 92-A Sewer Reserve	08/12/92				26,479.28			
White Oak PSD 92-B Sewer Revenue	08/12/92	0.000 - 0.000	10,645	3,548	249.41	10/31	MBC - BNY	S&J
White Oak PSD 92-B Sewer Reserve	08/12/92				283.54			
White Sulphur Springs 09-A Sewer Revenue	04/09/09	0.000 - 0.000	3,842,675	2,680,295	14,581.78	06/40	MBC - DEP	JK
White Sulphur Springs 09-A Sewer Reserve	04/09/09				121,370.58			
White Sulphur Springs 16-A Sewer Revenue	06/17/16	2.000 - 2.000	1,393,114	1,292,170	8,523.93	09/37	MBC - DEP	JK
White Sulphur Springs 16-A Sewer Reserve	06/17/16				15,799.78			
White Sulphur Springs 11-B Water Revenue	04/14/11	0.000 - 0.000	8,000,000	6,289,875	28,115.75	09/42	MBC - BPH	JK
White Sulphur Springs 11-B Water Reserve	04/14/11				242,879.64			
Whitmer 10-A Water Revenue	01/21/10	0.000 - 0.000	370,000	274,396	1,048.16	09/41	MBC - BPH	S&J
Whitmer 10-A Water Reserve	01/21/10				16,661.50			
Wilderness PSD 01-A Water Reserve	08/08/01				70,360.33			
Wilderness PSD 15-A Water Revenue	08/12/15	0.500 - 0.500	1,905,856	1,757,719	6,616.62	12/46	MBC - BPH	JK
Wilderness PSD 15-A Water Reserve	08/12/15				18,078.85			
Wilderness PSD 92 Water Reserve	07/15/92				20,867.66			
Wilderness PSD 97 Water Reserve	09/18/97				41,795.63			
Williamson 09-A Water & Sewer Reserve	07/02/09				47,215.02			

ACCOUNT NAME	ISSUE DATE	INTEREST RATE	ORIGINAL ISSUANCE	OUTSTANDING 6/30/2019	ACCT BALANCE 6/30/2019	LAST DEBT	PAYING AGENT	BOND COUNSEL
Williamson 86-B Water & Sewer Revenue	05/28/86	0.000 - 0.000	698,295	128,633	14,642.51	10/25	MBC - BNY	G&G
Williamson 86-B Water & Sewer Reserve	05/28/86				19,126.01			
Williamson 86-C Water & Sewer Reserve	05/28/86				107,287.13			
Williamson 96-A Water & Sewer Refunding Revenue	10/01/96	3.800 - 5.500	1,840,000	725,000	79,241.88	10/25	BANK NY TRUST	VLF
Williamson 96-A Water & Sewer Refunding Reserve	10/01/96				131,368.07			
Williamstown 05-A Sewer Revenue	06/02/05	2.000 - 2.000	230,282	88,182	2,474.90	03/26	MBC - DEP	S&J
Williamstown 05-A Sewer Reserve	06/02/05				14,161.53			
Williamstown 09-A Sewer Revenue	12/09/09	0.000 - 0.000	800,000	633,760	2,228.57	12/49	MBC - DEP	G&G
Williamstown 09-A Sewer Reserve	12/09/09				21,279.10			
Williamstown 15-A Sewer Revenue	09/30/15	2.000 - 2.000	336,500	294,806	4,300.90	09/36	MBC - DEP	STB
Williamstown 15-A Sewer Reserve	09/30/15				6,397.97			
Williamstown 87-A1 Sewer Revenue	06/25/87	8.380 - 8.380	659,637	328,567	34,947.67	10/26	MBC - BNY	BR
Williamstown 87-A1 Sewer Reserve	06/25/87				58,677.34			
Williamstown 87-A Sewer Revenue	06/25/87	9.750 - 9.750	15,551	7,689	1,000.18	10/25	MBC - BNY	BR
Williamstown 87-A Sewer Reserve	06/25/87				1,584.91			
Williamstown 87-B Sewer Revenue	06/25/87	0.000 - 0.000	169,539	35,527	4,836.91	10/26	MBC - BNY	BR
Williamstown 87-B Sewer Reserve	06/25/87				7,291.70			
Winfield 03 Sewer Revenue	01/09/03	2.000 - 2.000	99,250	21,747	665.28	03/23	MBC - DEP	G&G
Winfield 03 Sewer Reserve	01/09/03				6,104.54			
Winfield 04 Sewer Revenue	09/16/04	2.000 - 2.000	500,000	178,152	2,813.10	09/25	MBC - DEP	G&G
Winfield 04 Sewer Reserve	09/16/04				30,746.43			
Winfield 09-A Sewer Revenue	08/26/09	0.000 - 0.000	1,214,966	713,790	10,548.31	03/31	MBC - DEP	S&J
Winfield 09-A Sewer Reserve	08/26/09				52,870.88			
Winfield 86-A Sewer Revenue	12/15/86	8.380 - 8.380	381,884	190,218	20,018.64	10/26	MBC - BNY	VLF
Winfield 86-A Sewer Reserve	12/15/86				33,971.05			
Winfield 86-B Sewer Revenue	12/15/86	0.000 - 0.000	93,666	19,719	6,469.98	10/26	MBC - BNY	VLF
Winfield 86-B Sewer Reserve	12/15/86				6,383.09			

ACCOUNT NAME	ISSUE DATE	INTEREST RATE	ORIGINAL ISSUANCE	OUTSTANDING 6/30/2019	ACCT BALANCE 6/30/2019	LAST DEBT	PAYING AGENT	BOND COUNSEL
Wood County Schools 13 Refunding GO	05/22/13	1.500 - 5.000	19,300,000	3,115,000	545,032.17	05/20	MBC - DTC	STB
Wood County Schools 13 Refunding GO Sur Col	05/22/13				2,545,600.21			
Wood County Schools 17 GO	05/09/17	2.000 - 4.000	41,140,000	36,990,000	565,291.99	06/32	MBC - DTC	STB
Wood County Schools 17 GO Sur Col	05/09/17				861,164.23			

ACTIVE BONDS FUNDED THROUGH DEBT FORGIVENESS

Issue Date		Issue Amount	Last DS*	Bond Holder
10/22/2015	Auburn Design Funding Assistance Note	303,000	Open	DEP
10/29/2009	Bath Water Revenue, Series B	2,193,910	2021	BPH
09/18/2009	Beckley Sewer Revenue, Series B1	396,484	2020	DEP
09/18/2009	Beckley Sewer Revenue, Series B2	296,952	2020	DEP
09/25/2009	Belle Sewer Revenue, Series B	255,500	2020	DEP
07/11/2017	Benwood Sewer Revenue, Series B	1,000,000	Open	DEP
01/28/2010	Bluefield Sewer Revenue, Series B	2,883,295	2020	DEP
01/28/2010	Bridgeport Sewer Revenue, Series B	1,978,974	2020	DEP
01/22/2010	Canaan Valley PSD Sewer Revenue, Series B	1,958,455	2021	DEP
08/08/2017	Central Boaz PSD Sewer Revenue, Series B	364,674	Open	DEP
10/23/2009	Central Hampshire PSD Sewer Revenue, Series B	1,791,405	2020	DEP
01/22/2010	Central WV Regional Airport Authority Improvement Rev, Series B	1,093,787	2021	DEP
01/13/2010	Charles Town Water & Sewer Revenue, Series B (Admin Fee only)	100,000	2031	BPH
07/08/2009	Clarksburg Sewer Revenue, Series B	1,000,000	2020	DEP
06/18/2009	Claywood Park PSD Sewer Revenue, Series B	2,397,500	2020	DEP
06/02/2016	Claywood Park PSD Water Revenue, Series B	700,000	Open	BPH
01/27/2010	Coons Run PSD Water Revenue, Series B	1,200,000	2021	BPH
07/22/2011	Crab Orchard-MacArthur PSD Sewer Revenue, Series B	492,706	2022	DEP
01/22/2010	Davis Stormwater Revenue, Series B	270,925	2020	DEP
06/18/2009	Elkins Sewer Revenue, Series B	868,030	2020	DEP
01/21/2010	Fairmont Water Revenue, Series B	4,447,618	2021	BPH
11/12/2009	Grantsville Sewer Revenue, Series B	2,200,300	2021	DEP
07/20/2016	Greater Harrison County PSD Sewer Revenue, Series B	500,000	Open	DEP
01/29/2010	Greater St. Albans PSD Sewer Revenue, Series B	2,807,210	2021	DEP
05/31/2018	Greenbrier County PSD #2 Water Revenue, Series B	1,200,000	Open	BPH
12/04/2009	Hamrick PSD Sewer Revenue, Series B	520,731	2020	DEP
12/21/2017	Hancock County PSD Sewer Revenue, Series B	496,133	Open	DEP
07/21/2009	Harpers Ferry-Bolivar PSD Sewer Revenue, Series B	629,612	2020	DEP
06/14/2018	Hartford Water Revenue, Series B	797,000	Open	BPH
12/02/2009	Hinton Sewer Revenue, Series B	1,662,000	2020	DEP
10/23/2009	Jane Lew PSD Water Revenue, Series B	429,399	2020	BPH
12/15/2009	Kanawha (Chelyan) PSD Sewer Revenue, Series B	2,537,569	2020	DEP
05/05/2009	Kermit Sewer Revenue, Series B	1,938,388	2019	DEP
04/23/2019	Lashmeet PSD Design Funding Assistance Note	188,477	Open	BPH
11/20/2009	Leon Sewer Revenue, Series B	1,097,917	2021	DEP
01/27/2010	Lewisburg Water Revenue, Series B	1,982,850	2020	DEP
01/29/2010	Lincoln County Commission Green Project Note, Series B	718,626	2021	DEP
09/22/2016	Lubeck PSD Water Revenue, Series B	407,367	Open	BPH
08/26/2009	Malden PSD Sewer Revenue, Series B	6,614,965	2020	DEP
09/18/2009	Marlinton Water & Sewer Revenue, Series B	1,400,105	2020	DEP
06/18/2009	Marmet Sewer Revenue, Series B	3,940,466	2020	DEP
09/02/2009	Mason Water & Sewer Revenue, Series B	555,200	2020	DEP
01/31/2018	Mason Water & Sewer Revenue, Series B	1,035,510	Open	DEP
01/28/2010	Morgantown Water & Sewer Revenue, Series B	81,600	2022	DEP
12/15/2016	Morgantown Water & Sewer Revenue, Series B-2	500,000	Open	DEP
09/07/2017	Montgomery Sewer Revenue, Series B	235,793	Open	DEP
04/24/2019	Mt. Hope Water & Sewer Revenue, Series B	100,000	Open	DEP
12/06/2016	New Haven PSD Funding Assistance	1,947,707	Open	DEP

ACTIVE BONDS FUNDED THROUGH DEBT FORGIVENESS

Issue Date		Issue Amount	Last DS*	Bond Holder
04/23/2019	New Haven PSD Funding Assistance, Contract 18	163,500	Open	BPH
04/23/2019	New Haven PSD Funding Assistance, Contract 19	160,508	Open	BPH
11/12/2009	Nitro Sewer Revenue, Series B	1,125,000	2021	DEP
10/29/2009	North Beckley PSD Sewer Revenue, Series B	2,415,521	2021	DEP
09/29/2009	Oceana Sewer Revenue, Series B	195,897	2020	DEP
08/17/2018	Oceana Sewer Revenue, Series B	100,000	Open	DEP
09/25/2009	Pennsboro Sewer Revenue, Series B	2,801,000	2020	DEP
04/16/2009	Petersburg Water Revenue, Series B	5,000,000	Open	BPH
06/26/2009	Putnam PSD Sewer Revenue, Series B	1,050,000	2021	DEP
12/04/2009	Putnam PSD Water Revenue, Series B (Admin Fee only)	100,000	2030	BPH
01/14/2010	Salem Water Revenue, Series B	927,000	2021	BPH
12/18/2009	Scotts Run PSD Sewer Revenue, Series B	3,939,585	2021	DEP
11/22/2010	Shepherdstown Sewer Revenue, Series B	375,772	2020	DEP
11/20/2009	St Marys Water & Sewer Revenue, Series B	2,067,400	2021	DEP
01/07/2010	Sugar Creek PSD Water Revenue, Series B	396,500	2021	BPH
01/14/2010	Sun Valley PSD Water Revenue, Series C	1,773,000	2021	BPH
11/20/2009	Union PSD Sewer Revenue, Series B	1,363,613	2021	DEP
12/02/2009	Wardensville Sewer Revenue, Series B	179,782	2021	DEP
12/18/2009	Welch Water Revenue, Series B	625,000	2021	DEP
12/18/2018	Weston Sewer Revenue, Series B	1,000,000	Open	DEP
04/14/2011	White Sulphur Springs Water Revenue, Series A	4,252,750	2022	BPH
01/21/2010	Whitmer Water Revenue, Series B	2,117,573	2021	BPH
12/09/2009	Williamstown Sewer Revenue, Series B	660,000	2021	DEP
08/26/2009	Winfield Sewer Revenue, Series B	1,023,934	2021	DEP
01/28/2010	WV American Water Company Water Revenue Note, Series B	1,925,000	2021	BPH

*When Last DS is commented "Open", the issue is deemed no longer outstanding after the last advance is forgiven.

Disclaimer

All attempts have been made to assure the accuracy of these debt forgiveness issues.
No guarantee should be assumed.