



WVDNR

West Virginia Division of Natural Resources

2017 A 2018 N N U A L R E P O R T





324 4th Avenue
South Charleston, WV 25303

(304) 558-2754
Fax: (304) 558-2768

Websites

www.wvdnr.gov
www.wvstateparks.com
www.wvhunt.com
www.wvfish.com
www.wonderfulwv.com

Electronic mail

DNR.LandAndStreams@wv.gov
DNR.Law@wv.gov
DNR.Parks@wv.gov
DNR.Wildlife@wv.gov



Jim Justice
Governor, State of West Virginia

Clayton Burch
Acting Secretary, Department of Commerce

Stephen S. McDaniel
Director, Division of Natural Resources

Emily J. Fleming
Deputy Director / Legislative Liaison

Verena M. Mullins
Chief, Administration Section

Col. Jerry B. Jenkins
Chief, Law Enforcement Section

Samuel A. England
Chief, Parks and Recreation Section

Paul R. Johansen
Chief, Wildlife Resources Section

Joe T. Scarberry
Supervisor, Land and Streams

Natural Resources Commissioners

Jeffrey S. Bowers – *Sugar Grove*
Gregory K. Burnette – *Elkview*
Byron K. Chambers – *Romney*
Peter L. Cuffaro – *Wheeling*
Thomas O. Dotson – *White Sulphur Springs*
David M. Milne – *Bruceston Mills*
Kenneth R. Wilson – *Chapmanville*

The West Virginia Division of Natural Resources Annual Report 2017-2018 is published by the Division of Natural Resources and the Department of Commerce Communications.

It is the policy of the Division of Natural Resources to provide its facilities, services, programs and employment opportunities to all persons without regard to sex, race, age, religion, national origin or ancestry, disability, or other protected group status.

LETTER FROM THE DIRECTOR

Dear Governor Justice:

Transmitted herewith is the Annual Report for the West Virginia Division of Natural Resources for the fiscal year July 1, 2017, through July 1, 2018.

This Annual Report contains a summary of the activities and projects undertaken by the Division in the fulfillment of its legal responsibilities of managing the State's renewable natural resources.

This has been a productive and rewarding year for the Division of Natural Resources. The Law Enforcement Section has used social media to increase arrests for wildlife law violations and has replaced outdated firearms and radio equipment. The Parks and Recreation Section is planning major projects at every state park and forest, thanks to the approval of the sale of bonds to be paid with excess lottery funds. The Wildlife Resources Section is continuing to make substantial repairs to its fish hatcheries, built and repaired boating access sites across the state and strengthened its elk restoration project by importing elk from Kentucky and Arizona.

A detailed accounting of receipts and expenditures as prescribed by Chapter 20, Code of West Virginia, is also respectfully submitted.

Sincerely,



Stephen S. McDaniel



SSM:dao

ORGANIZATIONAL CHART



GOVERNOR



WEST VIRGINIA

DEPARTMENT of COMMERCE

COMMERCE SECRETARY

WVDNR

DIRECTOR

DEPUTY DIRECTOR

OFFICE OF PLANNING,
ENGINEERING
AND MAINTENANCE

OFFICE OF
LAND AND STREAMS

WVDNR

ADMINISTRATION

BUDGET OFFICE

FISCAL SERVICES

PROPERTY
AND PROCUREMENT

FLEET MANAGEMENT

HUMAN RESOURCES

CUSTOMER RELATIONS

INFORMATION
AND TECHNOLOGY
RESOURCES



LAW
ENFORCEMENT

ENFORCEMENT

HUNTER SAFETY AND
BOATER SAFETY

WEST VIRGINIA
state parks

PARKS AND
RECREATION

OPERATIONS

PLANNING,
ENGINEERING AND
MAINTENANCE

PROGRAMMING



WILDLIFE
RESOURCES

GAME MANAGEMENT

FISH MANAGEMENT

OPERATIONS

DIVERSITY PROGRAM

Mission Statement

It is the statutory mission of the West Virginia Division of Natural Resources to provide and administer a long-range comprehensive program for the exploration, conservation, development, protection, enjoyment and use of the natural resources of the State of West Virginia.

Boards and Commissions on which the Director Serves

- West Virginia Natural Resources Commission §20-1-17(b)
- Wildlife Endowment Fund Advisory Board §20-2B-2
- West Virginia Public Land Corporation §5A-11-2(b)
- West Virginia Whitewater Commission §20-2-23(a)
- West Virginia Outdoor Heritage Conservation Fund §5B-2G-4(a)
- National Coal Heritage Area Authority §29-27-3(b)
- State Resiliency Office Board §29-30-2

EEOC Statement

It is the policy of the Division of Natural Resources to provide its facilities, services, programs, and employment opportunities to all persons without regard to sex, race, age, religion, national origin or ancestry, disability, or other protected group status. – November 2016



DISTRICT OFFICES

1 1110 Railroad Street
Farmington, WV 26571
(304) 825-6787

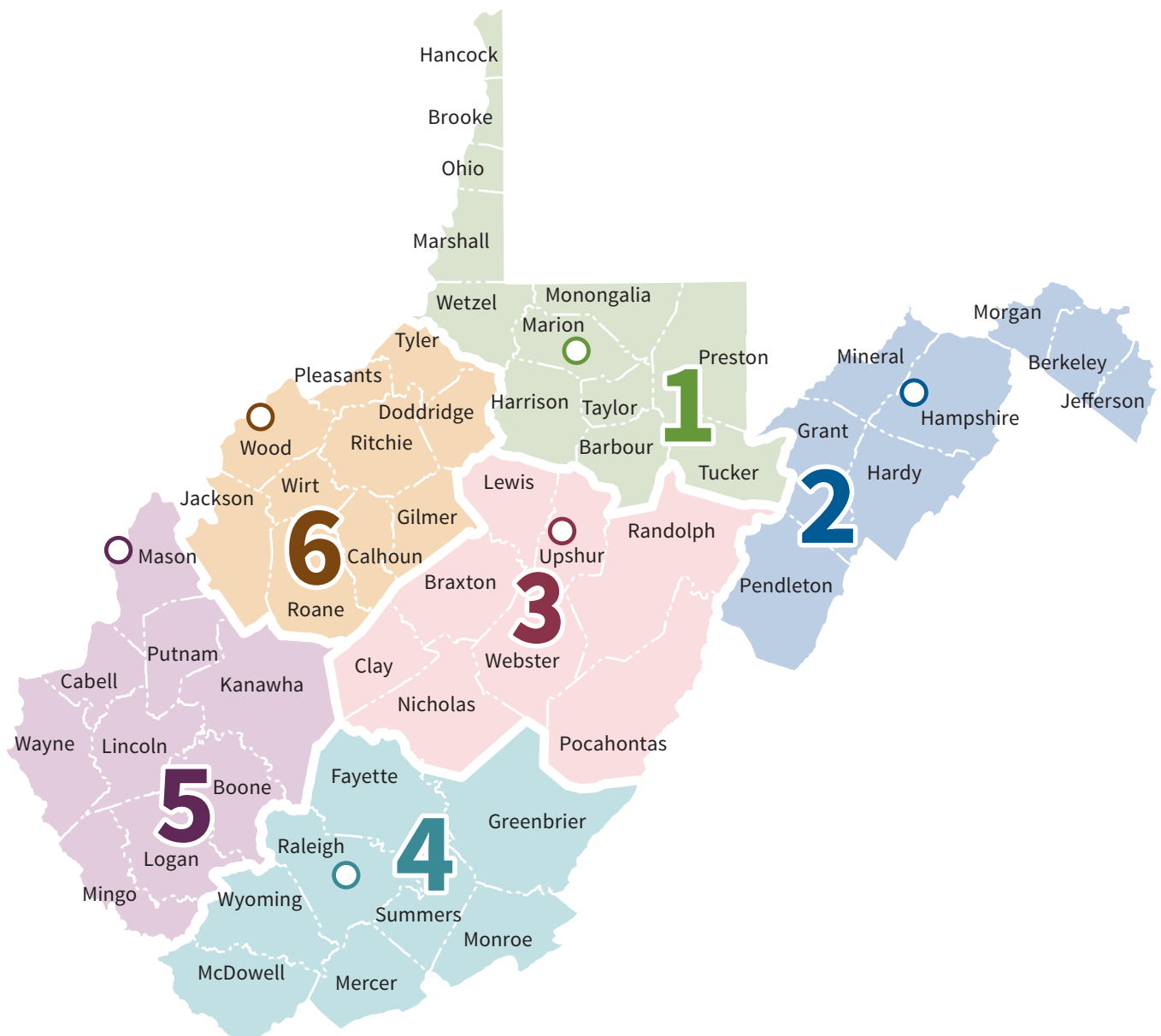
2 1 Depot Street
Romney, WV 26757
(304) 822-3551

3 163 Wildlife Road
French Creek, WV 26218
(304) 924-6211

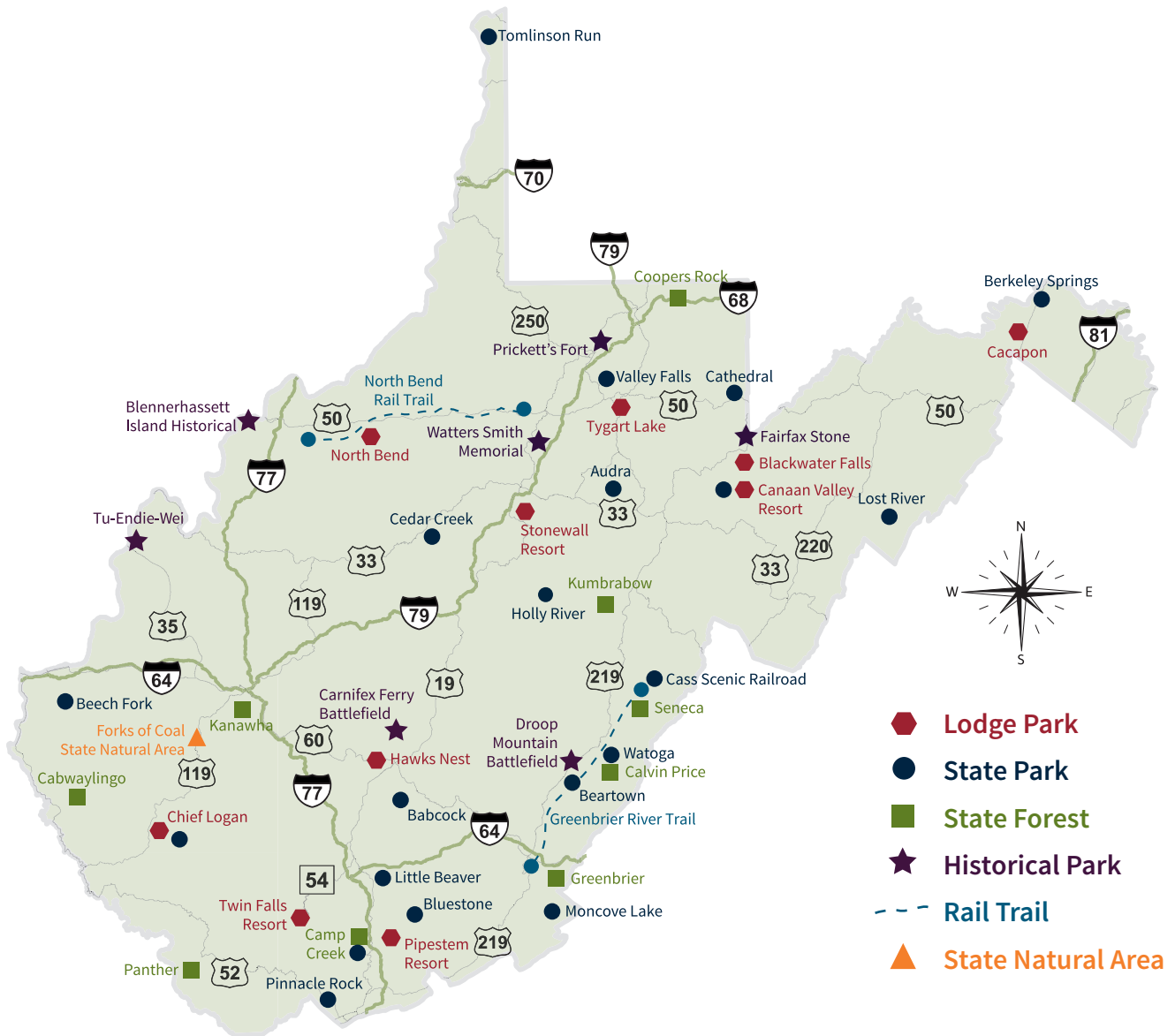
4 2006 Robert C. Byrd Dr.
Beckley, WV 25801-8320
(304) 256-6945

5 50 Rocky Branch Road
Alum Creek, WV 25003
(304) 756-1023

6 2311 Ohio Avenue
Parkersburg, WV 26101
(304) 420-4550



STATE PARKS, FORESTS AND RECREATION AREAS



WILDLIFE MANAGEMENT AREAS

District 1

(304) 825-6787

1. Bear Rocks Lake
2. Burches Run
3. Castlemans Run Lake
4. Cecil H. Underwood
5. Center Branch
6. Cheat Canyon
7. Cross Creek
8. Dents Run
9. Dunkard Fork
10. Fairfax Pond-Rehe
11. Hillcrest
12. Lantz Farm and Nature Preserve
13. Lewis Wetzel
14. Little Canaan
15. Little Indian Creek
16. Pedlar
17. Pleasant Creek
18. Pruntytown State Farm
19. Snake Hill
20. Teter Creek
21. Upper Deckers Creek

District 2

(304) 822-3551

22. Allegheny
23. Edwards Run
24. Fort Mill Ridge
25. Lost River
26. Nathaniel Mountain
27. Shannondale Springs
28. Short Mountain
29. Sideling Hill
30. Sleepy Creek
31. South Branch
32. Thorn Creek
33. Warden Lake
34. White Horse Mountain
35. Widmeyer

District 3

(304) 924-6211

36. Becky Creek
37. Big Ditch
38. Burnsville Lake
39. Elk River
40. Fox Forest
41. Handley
42. Huttonsville
43. Slatyfork
44. Smoke Camp
45. Stonecoal Lake
46. Stonewall Jackson Lake
47. Summersville Lake
48. Valley Bend

District 4

(304) 256-6945

49. Anawalt Lake
50. Andrew Rowan
51. Berwind Lake
52. Beury Mountain
53. Bluestone Lake
54. Horse Creek Lake
55. Kanawha Falls
56. Meadow River
57. Moncove Lake
58. Panther
59. Plum Orchard Lake
60. R.D. Bailey Lake
61. Tate Lohr
62. Tug Fork

District 5

(304) 756-1023

63. Amherst/Plymouth
64. Beech Fork Lake
65. Big South
66. Big Ugly
67. Bright McCausland Homestead
68. Chief Cornstalk
69. Chief Logan
70. East Lynn Lake
71. Green Bottom
72. Hilbert
73. Laurel Lake
74. McClintic
75. Mill Creek
76. Morris Creek
77. Tomblin
78. Upper Mud River

District 6

(304) 420-4550

79. Buffalo Run
80. Conaway Run Lake
81. Elk Fork Lake
82. Frozen Camp
83. Hughes River
84. O'Brien Lake
85. Ritchie Mines
86. Rollins Lake
87. Sand Hill
88. Stumptown
89. The Jug
90. Turkey Run
91. Wallback
92. Woodrum Lake

State Forests

(304) 558-2764

- A. Cabwaylingo
- B. Calvin Price
- C. Camp Creek
- D. Coopers Rock
- E. Greenbrier
- F. Kanawha
- G. Kumbrabow
- H. Seneca

National Forests

Monongahela WMAs

- I. Beaver Dam
- J. Blackwater
- K. Cheat
- M. Cranberry
- N. Little River
- O. Neola
- P. Otter Creek
- Q. Potomac
- S. Rimel
- U. Tea Creek

George Washington WMAs

- L. Cove Creek
- T. Shenandoah
- V. Wardensville

Jefferson WMAs

- R. Potts Creek

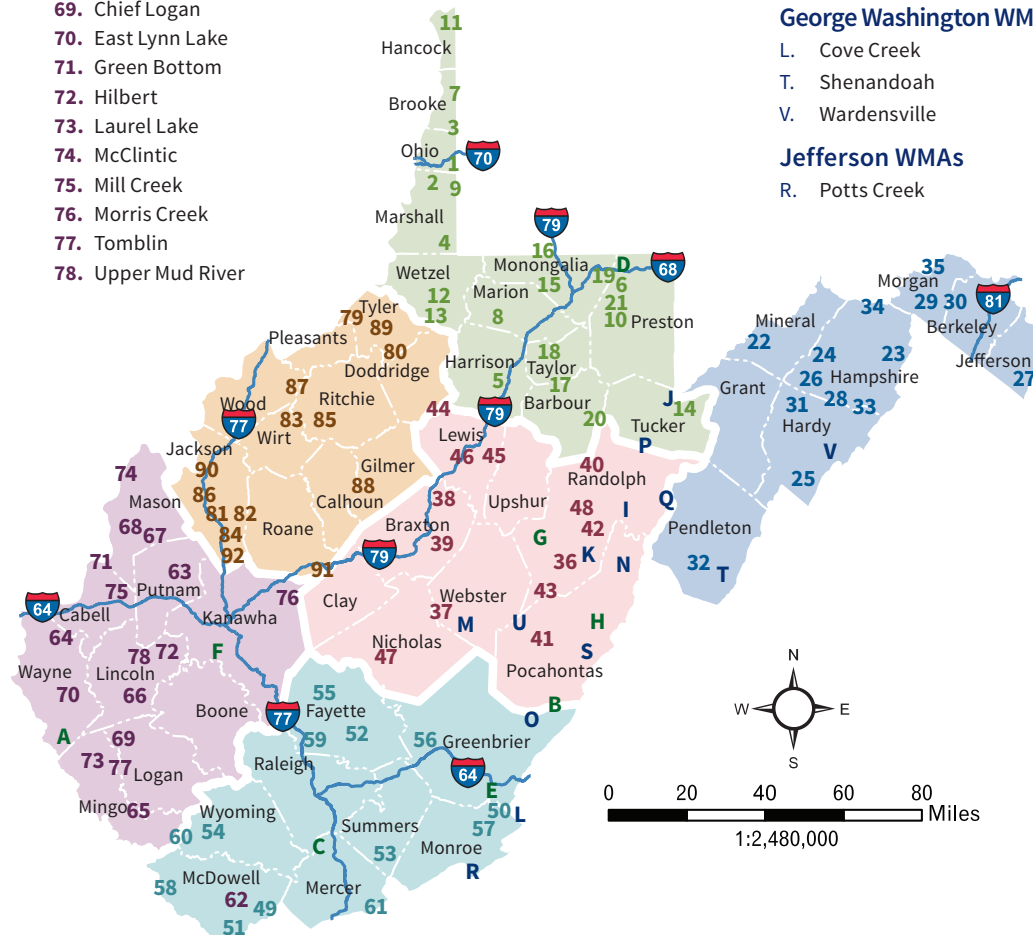


TABLE OF CONTENTS

Administration Section	2-32
Human Resources	3
Fleet Management.....	3
Property and Procurement	3
Business Technology.....	3
Customer Relations.....	4
Hunting and Fishing License Sales	4
Budget.....	9
Fiscal Services	9
Statement of Disbursements.....	10
Combining Statement of Revenues, Disbursements and Changes in Cash Balances.....	15
Office of Land and Streams	33-39
Land Acquisition.....	34
Rivers and Stream Management	34
Other Functions.....	34
Properties Acquired	35
Land Licensed or Leased to DNR	36
Options to Purchase Obtained	37
Parcels in Process of Acquisition.....	38
Property Management.....	39
Rivers and Stream Management	39
2016-2017 Commercial Dredgers Report	39
Law Enforcement.....	40-54
Law Enforcement Program	41
Officer Training	42
Hunter Education Program.....	42
Boating Safety/Education Program	42
Whitewater Enforcement Program	43
Number of Natural Resources Police Officers per Population and Square Miles	44
The License/Privilege Revocation System.....	44
Law Enforcement Activity.....	45
Prosecution Comparison – FY2017 v. FY 2018.....	46
Arrests by Type and District.....	47
Report of Prosecutions by Charge	48
Report of Prosecutions by County	53
Parks and Recreation	55-67
Overview	56
General Information.....	57
Finances	58
Individual Area and Section Activity Reports	59
Planning Engineering and Maintenance	68-70
Overview	69
Substantially Complete Projects.....	69
Construction and Design Projects	70
Wildlife Resources.....	71-90
Administration.....	72
Game Management	74
Fish Management	78
Fisheries and Habitat Surveys.....	79
Wildlife Diversity Program	83
Natural Heritage Program	85
Technical Support Unit	88
Index	91-96

WVDNR

ADMINISTRATION

Verena M. Mullins, *Chief*



The Administration Section provides services to all Division of Natural Resources offices in the areas of budgeting, accounting, investments, staffing, payroll, employee relations, employee benefits, workforce development, procurement, property management and control, fleet management, general services, computer application development and maintenance, customer relations and hunting and fishing license sales. It also publishes *Wonderful West Virginia* magazine.

The Section is composed of eight major units: Office of the Chief, Budget, Fiscal Services, Fleet Management, Human Resources, Property and Procurement, Business Technology Services, and Customer Relations.

Human Resources

The Human Resources Director oversees the Employee Relations, Workforce Development, and Employment Services sub-units. The HR Unit processed 126 postings, 609 new hires (full-time and seasonal hires), 33 resignations, 25 retirements, 526 (seasonal separations), 61 Workers' Compensation claims, and 87 unemployment claims. The Unit is composed of 11 staff members.

Fleet Management

The Fleet Management Unit oversees all administrative tasks pertaining to agency-owned vehicles (cars, trucks, boats, ATVs, UTVs and utility trailers). These tasks include fuel and maintenance management, titles and registration, inventory management, insurance, reimbursements of sold vehicles and driver safety training. The Fleet Coordinator is the Unit's only staff member. During FY2018, the Agency purchased 20 vehicles. A total of 18 vehicles were retired with an additional two pending retirements upon delivery of two purchased vehicles that have not been delivered. The Agency received a total of \$118,917.30 from reimbursements of vehicles that were sold. 100 percent compliance for the Driver's Safety Training in the calendar year 2018 was achieved.

Property and Procurement

The Property and Procurement Unit is responsible for the procurement of products and services for the entire agency. It is committed to providing good customer service and assistance to staff and vendors in an efficient and ethical manner that reduces costs, maximizes competition, protects public funds, and ensures compliance with all applicable laws, rules and regulations. The Property and Procurement Unit is composed of seven staff members who processed 705 added fixed property assets, retired 479 fixed assets, processed 14 WV-48 Agreements, and 1,475 Agency Delivery Orders. The Unit also includes six District Radio Operators. The Unit awarded 144 contracts with the breakdown as follows:

- Purchases \$2,500 - \$5,000 47
- Purchases \$5,000 - \$25,000 64
- Purchases over \$25,000 33

Business Technology Services

The Business Technology Unit performs IT support services, technology planning, project management, and database and document services. This technical component of the Administration Section is charged with supporting business operations by utilizing and improving available technology. This Unit is composed of one full-time staff member and has processed 1,178 website updates, 610 SharePoint updates, and 144 technical support tickets. The agency's websites have received a combined total of 8,102,842 hits within the reporting period. The breakdown of hits includes:

- WVDNR.gov 3,863,096
- State Parks 4,154,732
- Wonderful West Virginia 25,693
- SharePoint 59,321

ADMINISTRATION

Customer Relations

Customer Relations is composed of the Hunting and Fishing License Unit, the *Wonderful West Virginia* magazine staff, as well as front desk operations, the first point of contact at the South Charleston Headquarters location. The Unit has nine staff members. *Wonderful West Virginia* magazine is an official publication of the West Virginia Division of Natural Resources and is the State's premier magazine. In FY2018, the average number of copies mailed each month to paid individual subscribers was 20,315. In addition, some 1,687 copies were distributed each month to paid bulk subscribers such as governmental agencies, Chambers of Commerce, hotels, real estate firms, State Park gift shops, and other newsstand distributors.

The Hunting and Fishing License Unit is responsible for administering all aspects of the hunting and fishing license operations. In 2017, there were 830,309 license privileges sold, resulting in license revenue of \$14,414,490. The new electronic licensing system (ELS) went live Jan. 1, 2015, marking 2017 as the third year for the sale of 100 percent of hunting and fishing licenses by electronic means.

TOTAL LICENSE SALES

Hunting and Fishing License Sales By Residency and Class – Calendar Year 2017

RESIDENT				
CLASS	DESCRIPTION	PRICE	NUMBER	AMOUNT
A	Hunting and Trapping	\$ 19.00	15,526	\$ 294,994
AH	Apprentice Hunt & Trapp	\$ 19.00	616	\$ 11,704
AHJ**	Apprentice Junior Hunt & Trapp	\$ 11.00	943	\$ 10,373
B	Fishing	\$ 19.00	77,063	\$ 1,464,197
L	5-Day Fishing	\$ 8.00	1,909	\$ 15,272
N	Antlerless Deer Hunting	\$ 10.00	62,392	\$ 623,920
BG	Big Game	\$ 10.00	3,637	\$ 36,370
RG	Additional Deer - Firearms	\$ 21.00	20,008	\$ 420,168
RB	Additional Deer - Archery	\$ 21.00	16,791	\$ 352,611
RM	Additional Deer - Muzzleloader	\$ 16.00	1,341	\$ 21,456
X*	Sportsman Hunting/Trapping/Fishing	\$ 30.00	91,856	\$ 2,755,680
XJ**	Junior Sportsman Hunting/Trapping/Fishing	\$ 11.00	6,969	\$ 76,659
A-1	Small Arms Hunting	\$ 8.00	5,911	\$ 47,288
DS	Bear Damage Stamp	\$ 10.00	23,459	\$ 234,590
O	Trout Fishing	\$ 10.00	93,615	\$ 936,150
CS***	Conservation Stamp	\$ 5.00	190,138	\$ 950,690
Resident Subtotal			612,174	\$ 8,252,122

*The listed price of X (\$30) does not include the price of the CS (\$5). Total price of X is \$35.

**The listed price of XJ & AHJ (\$11) does not include the price of the CS (\$5). Total price of XJ & AHJ is \$16.

***CS includes the CS stamps sold on X, XJ and AHJ licenses.

ADMINISTRATION

TOTAL LICENSE SALES

Hunting and Fishing License Sales By Residency and Class – Calendar Year 2017

NON-RESIDENT				
CLASS	DESCRIPTION	PRICE	NUMBER	AMOUNT
I	National Forest Hunting/Trapping/Fishing	\$ 2.00	17,343	\$ 34,686
E	Non-resident Hunting/Trapping	\$ 119.00	25,439	\$ 3,027,241
EE	Non-resident Bear Hunting	\$ 162.00	1,640	\$ 265,680
AAH	Non-resident Apprentice Hunt & Trapp	\$ 119.00	199	\$ 23,681
AAHJ	Non-resident Apprentice Junior Hunt & Trapp	\$ 16.00	473	\$ 7,568
F	Non-resident Fishing	\$ 37.00	13,196	\$ 488,252
H	Non-resident Small Game Hunting - 6 day	\$ 27.00	770	\$ 20,790
LL	Non-resident Fishing - 1 day	\$ 3.00	45,425	\$ 136,275
NN	Non-resident Antlerless Deer	\$ 27.00	14,958	\$ 403,866
RRG	Non-resident Additional Deer - Firearms	\$ 43.00	4,571	\$ 196,553
RRB	Non-resident Additional Deer - Archery	\$ 37.00	2,221	\$ 82,177
RRM	Non-resident Additional Deer - Muzzleloader	\$ 37.00	178	\$ 6,586
UU	Non-resident Archery Deer	\$ 32.00	7,193	\$ 230,176
VV	Non-resident Muzzleloader Deer	\$ 32.00	1,436	\$ 45,952
WW	Non-resident Turkey	\$ 32.00	3,812	\$ 121,984
XXJ	Non-resident Junior Sportsman	\$ 16.00	1,889	\$ 30,224
A-1	Small Arms Hunting	\$ 8.00	786	\$ 6,288
DS-EE	Bear Damage Stamp	\$ 10.00	1,540	\$ 15,400
OO	Trout Fishing	\$ 16.00	15,702	\$ 251,232
J	Small Game Shooting Preserve Hunting - 6 day	\$ 10.00	1,325	\$ 13,250
CS/LE	Non-resident Conservation / Law Enforcement	\$ 13.00	58,039	\$ 754,507
Non-Resident Subtotal			218,135	\$ 6,162,368
GRAND TOTAL RESIDENT + NON-RESIDENT SALES			830,309	\$ 14,414,490

ADMINISTRATION

GOWILD! ONLINE LICENSE SALES

Hunting and Fishing License Sales By Residency and Class – Calendar Year 2017

RESIDENT				
CLASS	DESCRIPTION	PRICE	NUMBER	AMOUNT
A	Hunting and Trapping	\$ 19.00	3,682	\$ 69,958.00
AH	Apprentice Hunt & Trapp	\$ 19.00	616	\$ 11,704.00
AHJ**	Apprentice Junior Hunt & Trapp	\$ 11.00	943	\$ 10,373.00
B	Fishing	\$ 19.00	17,304	\$ 328,776.00
L	5-Day Fishing	\$ 8.00	854	\$ 6,832.00
N	Antlerless Deer Hunting	\$ 10.00	23,206	\$ 232,060.00
BG	Big Game	\$ 10.00	1,170	\$ 11,700.00
RG	Additional Deer - Firearms	\$ 21.00	7,113	\$ 149,373.00
RB	Additional Deer - Archery	\$ 21.00	6,734	\$ 141,414.00
RM	Additional Deer - Muzzleloader	\$ 16.00	719	\$ 11,504.00
X*	Sportsman Hunting/Trapping/Fishing	\$ 30.00	31,558	\$ 946,740.00
XJ**	Junior Sportsman Hunting/Trapping/Fishing	\$ 11.00	2,095	\$ 23,045.00
A-1	Small Arms Hunting	\$ 8.00	2,058	\$ 16,464.00
DS	Bear Damage Stamp	\$ 10.00	9,585	\$ 95,850.00
O	Trout Fishing	\$ 10.00	26,813	\$ 268,130.00
CS***	Conservation Stamp	\$ 5.00	55,646	\$ 278,230.00
Resident Subtotal			190,096	\$ 2,602,153.00

*The listed price of X (\$30) does not include the price of the CS (\$5). Total price of X is \$35.

**The listed price of XJ & AHJ (\$11) does not include the price of the CS (\$5). Total price of XJ & AHJ is \$16.

***CS includes the CS stamps sold on X, XJ and AHJ licenses.

ADMINISTRATION

GOWILD! ONLINE LICENSE SALES

Hunting and Fishing License Sales By Residency and Class – Calendar Year 2017

NON-RESIDENT				
CLASS	DESCRIPTION	PRICE	NUMBER	AMOUNT
I	National Forest Hunting/Trapping/Fishing	\$ 2.00	9,060	\$ 18,120.00
E	Non-resident Hunting/Trapping	\$ 119.00	14,724	\$ 1,752,156.00
EE	Non-resident Bear Hunting	\$ 162.00	1,073	\$ 173,826.00
AAH	Non-resident Apprentice Hunt & Trapp	\$ 119.00	199	\$ 23,681.00
AAHJ	Non-resident Apprentice Junior Hunt & Trapp	\$ 16.00	473	\$ 7,568.00
F	Non-resident Fishing	\$ 37.00	6,000	\$ 222,000.00
H	Non-resident Small Game Hunting - 6 day	\$ 27.00	540	\$ 14,580.00
LL	Non-resident Fishing - 1 day	\$ 3.00	17,832	\$ 53,496.00
NN	Non-resident Antlerless Deer	\$ 27.00	8,880	\$ 239,760.00
RRG	Non-resident Additional Deer - Firearms	\$ 43.00	2,772	\$ 119,196.00
RRB	Non-resident Additional Deer - Archery	\$ 37.00	1,719	\$ 63,603.00
RRM	Non-resident Additional Deer - Muzzleloader	\$ 37.00	126	\$ 4,662.00
UU	Non-resident Archery Deer	\$ 32.00	4,723	\$ 151,136.00
VV	Non-resident Muzzleloader Deer	\$ 32.00	897	\$ 28,704.00
WW	Non-resident Turkey	\$ 32.00	2,448	\$ 78,336.00
XXJ	Non-resident Junior Sportsman	\$ 16.00	1,198	\$ 19,168.00
A-1	Small Arms Hunting	\$ 8.00	574	\$ 4,592.00
DS-EE	Bear Damage Stamp	\$ 10.00	1,010	\$ 10,100.00
OO	Trout Fishing	\$ 16.00	7,166	\$ 114,656.00
J	Small Game Shooting Preserve Hunting - 6 day	\$ 10.00	1,256	\$ 12,560.00
CS/LE	Non-resident Conservation / Law Enforcement	\$ 13.00	29,417	\$ 382,421.00
Non-Resident Subtotal			112,087	\$ 3,494,321.00

GRAND TOTAL RESIDENT + NON-RESIDENT SALES	302,183	\$ 6,096,474.00
--	----------------	------------------------

ADMINISTRATION

APS LICENSE SALES

Hunting and Fishing License Sales By Residency and Class – Calendar Year 2017

RESIDENT				
CLASS	DESCRIPTION	PRICE	NUMBER	AMOUNT
A	Hunting and Trapping	\$ 19.00	11,844	\$ 225,036.00
B	Fishing	\$ 19.00	59,759	\$ 1,135,421.00
L	5-Day Fishing	\$ 8.00	1,055	\$ 8,440.00
N	Antlerless Deer Hunting	\$ 10.00	39,186	\$ 391,860.00
BG	Big Game	\$ 10.00	2,467	\$ 24,670.00
RG	Additional Deer - Firearms	\$ 21.00	12,895	\$ 270,795.00
RB	Additional Deer - Archery	\$ 21.00	10,057	\$ 211,197.00
RM	Additional Deer - Muzzleloader	\$ 16.00	622	\$ 9,952.00
X*	Sportsman Hunting/Trapping/Fishing	\$ 30.00	60,298	\$ 1,808,940.00
XJ**	Junior Sportsman Hunting/Trapping/Fishing	\$ 11.00	4,874	\$ 53,614.00
A-1	Small Arms Hunting	\$ 8.00	3,853	\$ 30,824.00
DS	Bear Damage Stamp	\$ 10.00	13,874	\$ 138,740.00
O	Trout Fishing	\$ 10.00	66,802	\$ 668,020.00
CS***	Conservation Stamp	\$ 5.00	134,492	\$ 672,460.00
Resident Subtotal			422,078	\$ 5,649,969.00

*The listed price of X (\$30) does not include the price of the CS (\$5). Total price of X is \$35.

**The listed price of XJ & AHJ (\$11) does not include the price of the CS (\$5). Total price of XJ & AHJ is \$16.

***CS includes the CS stamps sold on X, XJ and AHJ licenses.

NON-RESIDENT				
CLASS	DESCRIPTION	PRICE	NUMBER	AMOUNT
I	National Forest Hunting/Trapping/Fishing	\$ 2.00	8,283	\$ 16,566.00
E	Non-resident Hunting/Trapping	\$ 119.00	10,715	\$ 1,275,085.00
EE	Non-resident Bear Hunting	\$ 162.00	567	\$ 91,854.00
F	Non-resident Fishing	\$ 37.00	7,196	\$ 266,252.00
H	Non-resident Small Game Hunting - 6 day	\$ 27.00	230	\$ 6,210.00
LL	Non-resident Fishing - 1 day	\$ 3.00	27,593	\$ 82,779.00
NN	Non-resident Antlerless Deer	\$ 27.00	6,078	\$ 164,106.00
RRG	Non-resident Additional Deer - Firearms	\$ 43.00	1,799	\$ 77,357.00
RRB	Non-resident Additional Deer - Archery	\$ 37.00	502	\$ 18,574.00
RRM	Non-resident Additional Deer - Muzzleloader	\$ 37.00	52	\$ 1,924.00
UU	Non-resident Archery Deer	\$ 32.00	2,470	\$ 79,040.00
VV	Non-resident Muzzleloader Deer	\$ 32.00	539	\$ 17,248.00
WW	Non-resident Turkey	\$ 32.00	1,364	\$ 43,648.00
XXJ	Non-resident Junior Sportsman	\$ 16.00	691	\$ 11,056.00
A-1	Small Arms Hunting	\$ 8.00	212	\$ 1,696.00
DS-EE	Bear Damage Stamp	\$ 10.00	530	\$ 5,300.00
OO	Trout Fishing	\$ 16.00	8,536	\$ 136,576.00
J	Small Game Shooting Preserve Hunting - 6 day	\$ 10.00	69	\$ 690.00
CS/LE	Non-resident Conservation / Law Enforcement	\$ 13.00	28,622	\$ 372,086.00
Non-Resident Subtotal			106,048	\$ 2,668,047.00

GRAND TOTAL RESIDENT + NON-RESIDENT SALES	528,126	\$ 8,318,016.00
--	----------------	------------------------

LIFETIME LICENSE SALES

Hunting and Fishing License Sales By Class – Calendar Year 2017

Lifetime License Sales				
Adult:				
Class	Description	Price	Number	Amount
Adult:				
A-L	Hunting and Trapping	\$ 782.00	1	\$ 782.00
AB-L	Hunting, Trapping, and Fishing	\$ 805.00	233	\$ 187,565.00
A-1-L	Small Arms Hunting	\$ 75.00	38	\$ 2,850.00
B-L	Fishing	\$ 552.00	15	\$ 8,280.00
O-L	Trout	\$ 230.00	101	\$ 23,230.00
Adult Subtotal			388	\$ 222,707.00
Infant:				
Class	Description	Price	Number	Amount
Infant:				
A-L-I	Hunting and Trapping	\$ 391.00	1	\$ 391.00
AB-L-I	Hunting, Trapping, and Fishing	\$ 402.50	1,088	\$ 437,920.00
B-L-I	Fishing	\$ 276.00	24	\$ 6,624.00
O-L-I	Trout	\$ 115.00	426	\$ 48,990.00
Infant Subtotal			1,539	\$ 493,925.00
Senior:				
Class	Description	Price	Number	Amount
Senior:				
XS	Hunting and Trapping	\$ 25.00	6,214	\$ 155,350.00
Senior Subtotal			6,214	\$ 155,350.00
Grand Total Lifetime Sales			8,141	\$ 871,982.00

Budget

The Budget Office prepares all appropriation requests for the agency, develops, expenditure schedules and amendments to the fiscal year budget, and monitors all budgeting processes. The Chief Budget Officer manages the automated clearing house payment system for federal programs and serves as a liaison for negotiation and preparing the Division's indirect cost allocation plan. This Unit has a staff of two who coordinate and process all legislative fiscal notes. This fiscal year, the Unit processed 606 amendments to the budget, 26 federal drawdowns for Wildlife Resources Section, 17 federal drawdowns for Law Enforcement Section, and eight spending authority adjustments.

Fiscal Services

The Fiscal Services Unit is composed of 14 employees who handle all the payment and revenue processes for the Agency. The Unit has four sub-units: Accounts Payable, Accounts Receivable, P-Card Management, and Financial Reporting and Internal Auditing. Fiscal Services processed 48,850 purchasing card transactions, 10,311 invoices, and 1,932 travel documents. The office enhanced its ability to serve the Agency by successfully implementing the internal audit section that reviews the financial and operational aspects of the DNR field Units. P-Card Management monitors and reviews all P-Card transactions for the Agency. The Agency transitioned to a new P-card vendor, and new P-card hierarchies were set in place. The Accounts Payable Unit is currently 80 percent cross-trained for inner-unit job duties.

ADMINISTRATION

Statement of Disbursements

The following report is limited to a presentation of the fiscal operations of the West Virginia Division of Natural Resources for the year ending June 30, 2018.

STATEMENT OF DISBURSEMENTS FISCAL YEAR 2017-2018

ADMINISTRATION SECTION

EXECUTIVE/ADMINISTRATIVE

Contractor Pmts for Capital Asset Proj	\$	30,498.00
Current Expense		423,701.19
Employee Benefits		118,315.76
Equipment		4,640.79
Fund Transfers		6,803,892.00
Personal Services		419,112.14
Repairs and Alterations		<u>12,354.11</u>

TOTAL \$ 7,812,513.99

FISCAL SERVICES

Current Expense	\$	410,984.59
Employee Benefits		230,099.16
PEIA Reserve Transfer		15,542.90
Personal Services		590,711.13
Repairs and Alterations		<u>22.79</u>

TOTAL \$ 1,247,360.57

GENERAL SERVICES

Building Improvements	\$	207.47
Current Expense		358,866.65
Employee Benefits		147,318.42
Equipment		11,296.63
Personal Services		376,180.29
Repairs and Alterations		<u>16,870.52</u>

TOTAL \$ 910,739.98

STAFFING/PAYROLL

Current Expense	\$	27,809.87
Employee Benefits		152,411.20
Equipment		637.91
Personal Services		<u>397,676.20</u>

TOTAL \$ 578,535.18

WONDERFUL WEST VIRGINIA MAGAZINE

Current Expense	\$	360,775.83
Employee Benefits		28,350.64
Equipment		763.20
Personal Services		<u>59,298.48</u>

TOTAL \$ 449,188.15

General Revenue Appropriated		2,488,518.82
Special Revenue Non-Appropriated		7,212,222.09
Special Revenue Appropriated		1,230,561.45
Federal Revenue Appropriated	\$	<u>67,035.51</u>

TOTAL ADMINISTRATION \$ 10,998,337.87

ADMINISTRATION

STATEMENT OF DISBURSEMENTS FISCAL YEAR 2017-2018

LAW ENFORCEMENT SECTION

LAW ENFORCEMENT

Contractor Pmts for Capital Asset Proj	\$	121,992.00
Current Expense		1,719,875.52
Employee Benefits		2,302,502.15
Equipment		170,148.45
Equipment		488,605.16
PEIA Reserve Transfer		14,569.12
Personal Services		6,347,403.80
Repairs and Alterations		169,073.09

TOTAL \$ 11,334,169.29

General Revenue Appropriated	2,565,655.90
Special Revenue Non-Appropriated	1,932,934.81
Special Revenue Appropriated	5,894,193.55
Federal Revenue Appropriated	\$ 941,385.03

TOTAL LAW ENFORCEMENT \$ 11,334,169.29

WILDLIFE RESOURCES SECTION

GAME MANAGEMENT

Building Construction	\$	6,884.67
Building Improvements		5,908.17
Consultant Pmts for Capital Asset Proj		19,248.84
Contractor Pmts for Capital Asset Proj		63,886.65
Current Expense		1,631,191.72
Employee Benefits		1,121,512.98
Equipment		369,563.28
Land Improvements		13,460.22
Land Purchases		7,632,022.00
PEIA Reserve Transfer		144.54
Personal Services		2,868,816.19
Repairs and Alterations		339,115.89

TOTAL \$ 14,071,755.15

CAPITAL IMPROVEMENTS

Building Improvements	\$	94,212.31
Consultant Pmts for Capital Asset Proj		353,132.22
Contractor Pmts for Capital Asset Proj		946,551.58
Current Expense		473,245.18
Employee Benefits		29,099.22
Land Improvements		32,366.56
Land Purchases		1,173,320.00
Personal Services		212,698.31
Repairs and Alterations		82,841.49
Leasehold Improvements		3,322.44

TOTAL \$ 3,400,789.31

ADMINISTRATION

STATEMENT OF DISBURSEMENTS FISCAL YEAR 2017-2018

WILDLIFE RESOURCES SECTION

COLD WATER FISH MANAGEMENT

Contractor Pmts for Capital Asset Proj	\$	237,795.65
Current Expense		1,151,010.79
Employee Benefits		460,939.33
Equipment		90,271.50
Personal Services		1,151,852.91
Repairs and Alterations		<u>84,729.50</u>

TOTAL \$ 3,176,599.68

WILDLIFE ADMINISTRATION

Consultant Pmts for Capital Asset Proj	\$	12,772.13
Contractor Pmts for Capital Asset Proj		2,809,587.92
Current Expense		1,659,607.98
Employee Benefits		301,565.89
Equipment		730.00
Land Purchases		224,075.00
Personal Services		754,020.42
Repairs and Alterations		<u>2,874.66</u>

TOTAL \$ 5,765,234.00

WARM WATER FISH MANAGEMENT

Consultant Pmts for Capital Asset Proj	\$	70,949.67
Contractor Pmts for Capital Asset Proj		837,852.01
Current Expense		629,150.64
Employee Benefits		424,984.73
Equipment		107,310.80
Personal Services		1,103,962.88
Repairs and Alterations		<u>200,290.11</u>

TOTAL \$ 3,374,500.84

TECHNICAL SUPPORT

Current Expense	\$	217,354.33
Employee Benefits		153,607.39
Personal Services		362,300.23
Repairs and Alterations		<u>383.99</u>

TOTAL \$ 733,645.94

SPECIAL PROJECTS

Current Expense	\$	202,471.67
Employee Benefits		90,428.07
Personal Services		320,950.70
Repairs and Alterations		<u>6,840.39</u>

TOTAL \$ 620,690.83

ADMINISTRATION

STATEMENT OF DISBURSEMENTS FISCAL YEAR 2017-2018

WILDLIFE RESOURCES SECTION

WILDLIFE DIVERSITY

Current Expense	\$	353,873.41
Employee Benefits		308,808.31
Equipment		2,158.26
PEIA Reserve Transfer		1,530.43
Personal Services		953,108.89
Repairs and Alterations		<u>4,762.20</u>

TOTAL \$ 1,624,241.50

HUNTING & FISHING LICENSE UNIT

Current Expense	\$	277,614.68
Employee Benefits		63,583.11
Personal Services		<u>154,077.22</u>

TOTAL \$ 495,275.01

ELKINS OPERATIONS CENTER

Current Expense	\$	163,953.56
Employee Benefits		53,565.30
Personal Services		86,297.52
Repairs and Alterations		<u>17,542.59</u>

TOTAL \$ 321,358.97

WEST VIRGINIA WILDLIFE CENTER

Building Improvements	\$	660.10
Current Expense		64,184.99
Employee Benefits		77,947.28
Equipment		12,057.50
Personal Services		224,971.87
Repairs and Alterations		<u>21,645.01</u>

TOTAL \$ 401,466.75

General Revenue Appropriated		157,499.09
Special Revenue Non-Appropriated		11,335,998.78
Special Revenue Appropriated		7,944,959.48
Federal Revenue Appropriated	\$	<u>14,547,100.63</u>

TOTAL WILDLIFE RESOURCES \$ 33,985,557.98

PARKS & RECREATION SECTION

PARKS & RECREATION

Consultant Pmts for Capital Asset Proj	\$	395,324.09
Contractor Pmts for Capital Asset Proj		5,189,405.44
Current Expense		15,628,257.17
Employee Benefits		5,907,215.83
Equipment		1,043,029.77
Equipment		14,650.00
PEIA Reserve Transfer		93,400.60
Personal Services		17,192,874.88
Repairs and Alterations		<u>2,148,919.25</u>

TOTAL \$ 47,613,077.03

ADMINISTRATION

STATEMENT OF DISBURSEMENTS FISCAL YEAR 2017-2018

PARKS & RECREATION SECTION

General Revenue Appropriated	\$	13,325,381.80	
Special Revenue Non-Appropriated		25,448,908.66	
Special Revenue Appropriated		8,838,786.57	
Federal Revenue Appropriated		-	
TOTAL PARKS & RECREATION			\$ <u>47,613,077.03</u>

SPECIAL PROGRAMS & SERVICES SECTION

OFFICE OF LAND & STREAMS

Consultant Pmts for Capital Asset Proj	\$	190,233.34	
Contractor Pmts for Capital Asset Proj		1,382,195.71	
Current Expense		158,971.14	
Employee Benefits		77,836.01	
Equipment		27,420.00	
PEIA Reserve Transfer		1,344.41	
Personal Services		242,955.00	
TOTAL	\$	2,080,955.61	

General Revenue Appropriated	\$	-	
Special Revenue Non-Appropriated		111,045.09	
Special Revenue Appropriated		1,969,910.52	
Federal Revenue Appropriated		-	
TOTAL SPECIAL PROGRAMS & SERVICES			\$ <u>2,080,955.61</u>

Grand Total General Revenue Appropriated	\$	18,537,055.61	
Grand Total Special Revenue Non-Appropriated		46,041,109.43	
Grand Total Special Revenue Appropriated		25,878,411.57	
Grand Total Federal Revenue Appropriated		15,555,521.17	

GRAND TOTAL DISBURSEMENTS	\$		<u>106,012,097.78</u>
----------------------------------	----	--	-----------------------

ADMINISTRATION

COMBINED STATEMENT OF REVENUES, DISBURSEMENTS AND CHANGES IN CASH BALANCES FISCAL YEAR 2017-2018

APPROPRIATED FUNDS

GENERAL FUND (0265)

Appropriated Fund - No Cash Balance

Disbursements

Personal Services	(13,215,790.65)	
Employee Benefits	(4,261,626.62)	
Current Expense	(287,724.93)	
Repairs and Alterations	(10,797.74)	
Equipment	(56,650.63)	
PEIA Reserve Transfer	(105,388.94)	
WV OPEB Contribution	(599,076.10)	
Total Disbursements		<u>(18,537,055.61)</u>

SPECIAL REVENUE LICENSE FUND (3200)

Cash Balance July 1, 2017 692,352.07

Investment Balance July 1, 2017 7,556,756.77

BEGINNING FUND BALANCE 8,249,108.84

Receipts

Animal Replacement Costs	26,422.60	
Contract Reimbursement	66,152.35	
Hunting & Fishing Licenses and Stamps	11,267,677.20	
Investment Earnings	128,366.73	
Miscellaneous Permits and License	5,343.00	
Miscellaneous Collections	2,843.30	
Surplus Property Sale	50,224.05	
Fund Transfers	<u>3,782,472.00</u>	
Total Receipts		15,329,501.23

Disbursements

Personal Services	(5,480,731.44)	
Employee Benefits	(1,925,926.11)	
Current Expense	(3,916,733.07)	
Repairs and Alterations	(593,811.07)	
Equipment	(474,702.30)	
Building Improvements	(1,124.47)	
Land Improvements	(3,262.81)	
Bank Costs	(749.95)	
2017 Capital Improvements	(1,466,184.09)	
Contractor Pmts for Capital Asset Proj	(274,482.00)	
WV OPEB Contribution	<u>(233,412.38)</u>	
Less Total Disbursements		<u>(14,371,119.69)</u>

ENDING FUND BALANCE 9207490.38

Less - Investment Balance June 30, 2018 (8,471,247.90)

Cash Balance June 30, 2018 736,242.48

ADMINISTRATION

COMBINED STATEMENT OF REVENUES, DISBURSEMENTS AND CHANGES IN CASH BALANCES FISCAL YEAR 2017-2018

APPROPRIATED FUNDS

GAME, FISH AND AQUATIC LIFE FUND (3202)

Cash Balance July 1, 2017		12,880.02
Investment Balance July 1, 2017		<u>554,016.97</u>
BEGINNING FUND BALANCE		566,896.99
Receipts		
Investment Earnings	8,098.90	
Fish Kill Reimbursement	1,818.82	
Ohio River Mussel Damage Assessment	<u>39,683.00</u>	
Plus Total Receipts		49,600.72
Disbursements		
Current Expense	<u>(11,998.22)</u>	
Less Total Disbursements		<u>(11,998.22)</u>
ENDING FUND BALANCE		604,499.49
Less - Investment Balance June 30, 2018		<u>(562,115.87)</u>
Cash Balance June 30, 2018		<u><u>42,383.62</u></u>

WILDLIFE DIVERSITY FUND (3203)

Cash Balance July 1, 2017		123,686.98
Investment Balance July 1, 2017		<u>1,264,389.44</u>
BEGINNING FUND BALANCE		1,388,076.42
Receipts		
Investment Earnings	19,875.91	
Miscellaneous Collections	(4,119.03)	
Sale of Booklets	863.76	
Sale of Wildlife Calendars	104,792.63	
Sale of Wildlife License Plates	276,266.96	
Special Events	3,388.80	
Surplus Property Sale	5,742.50	
Wetland Study Program	<u>7,540.12</u>	
Plus Total Receipts		414,351.65
Disbursements		
Personal Services	(161,296.79)	
Employee Benefits		(22,110.43)
Current Expense	(75,406.96)	
Bank Costs	(1,794.87)	
WV OPEB Contribution	<u>(1,062.00)</u>	
Less Total Disbursements		<u>(261,671.05)</u>
ENDING FUND BALANCE		1,540,757.02
Less - Investment Balance June 30, 2018		<u>(1,399,265.35)</u>
Cash Balance June 30, 2018		<u><u>141,491.67</u></u>

ADMINISTRATION

COMBINED STATEMENT OF REVENUES, DISBURSEMENTS AND CHANGES IN CASH BALANCES FISCAL YEAR 2017-2018

APPROPRIATED FUNDS

USE & DEVELOPMENT FUND - PUBLIC LAND CORPORATION (3205)

Cash Balance July 1, 2017		5,489,917.71
Receipts		
Channel Changes	1,100.00	
Docking Facilities	10,500.00	
Low Water Fords	38,500.00	
Low Water Level Bridges	137,525.00	
Miscellaneous Collections	25.00	
Permits	58,650.00	
Pipeline Permits	1,014,546.00	
Right-of-Way	133,573.00	
Sand/Gravel ATE Management	4,300.00	
Oil and Gas Royalties	8,506.97	
Sand and Gravel Royalties	155,713.75	
Stream Restoration	45,700.00	
Structures	770,331.01	
Subterranean Cable Permit Renewal	25,975.00	
Water Intake Supply System	19,100.00	
Plus Total Receipts		2,424,045.73
Disbursements		
Personal Services	(121,009.92)	
Employee Benefits	(35,942.98)	
Current Expense	(152,219.56)	
Equipment	(27,395.00)	
PEIA Reserve Transfer	(1,344.41)	
Bank Costs	(1,292.64)	
WV OPEB Contribution	(5,564.78)	
Contractor Pmts for Capital Asset Proj	(1,354,191.03)	
Consultant Pmts for Capital Asset Proj	(190,233.34)	
Less Total Disbursements		(1,889,193.66)
Cash Balance June 30, 2018		6,024,769.78

ADMINISTRATION

COMBINED STATEMENT OF REVENUES, DISBURSEMENTS AND CHANGES IN CASH BALANCES FISCAL YEAR 2017-2018

APPROPRIATED FUNDS

WHITEWATER STUDY AND IMPROVEMENT FUND (3253)

Cash Balance July 1, 2017		5,707.82
Investment Balance July 1, 2017		<u>94,124.57</u>
BEGINNING FUND BALANCE		99,832.39
Receipts		
Investment Earnings	1,567.08	
Miscellaneous Collections	14,530.25	
Study and Improvement Fees	3,949.40	
Whitewater Stocking Study Fee-Gauley River	<u>34,042.25</u>	
Plus Total Receipts		54,088.98
Disbursements		
Personal Services	(22,759.34)	
Employee Benefits	(11,072.16)	
Current Expense	(5,878.35)	
Bank Costs	(5.45)	
PEIA Reserve Transfer	(239.14)	
WV OPEB Contribution	<u>(2,124.00)</u>	
Less Total Disbursements		<u>(42,078.44)</u>
ENDING FUND BALANCE		111,842.93
Less - Investment Balance June 30, 2018		<u>(108,941.65)</u>
Cash Balance June 30, 2018		<u><u>2,901.28</u></u>

DIVISION OF NATURAL RESOURCES LOTTERY FUND (3267)

Cash Balance July 1, 2017		2,105,893.51
Receipts		
Lottery Transfers	3,080,619.00	
Miscellaneous Collections	844.79	
Surplus Property Sale	<u>(1,069.50)</u>	
Plus Total Receipts		3,080,394.29
Disbursements		
Personal Services	(1,753,808.87)	
Employee Benefits		(482,436.45)
Current Expense	(716,917.91)	
Repairs and Alterations	(4,762.20)	
Equipment	(2,158.26)	
PEIA Reserve Transfer	(7,492.43)	
Contractor Pmts for Capital Asset Proj	(375,280.00)	
WV OPEB Contribution	<u>(76,496.52)</u>	
Less Total Disbursements		<u>(3,419,352.64)</u>
Cash Balance June 30, 2018		<u><u>1,766,935.16</u></u>

ADMINISTRATION

COMBINED STATEMENT OF REVENUES, DISBURSEMENTS AND CHANGES IN CASH BALANCES FISCAL YEAR 2017-2018

APPROPRIATED FUNDS

STATE PARK IMPROVEMENT FUND (3277)

Cash Balance July 1, 2017		8,785,521.30
BEGINNING FUND BALANCE		
Receipts		
Lottery Transfers	5,000,000.00	
Surplus Property Sale	<u>28,188.24</u>	
Plus Total Receipts		5,028,188.24
Disbursements		
Current Expense	(966,228.24)	
Repairs and Alterations	(2,030,658.26)	
Equipment	(1,043,029.77)	
Contractor Pmts for Capital Asset Proj	(1,644,952.35)	
Consultant Pmts for Capital Asset Proj	<u>(198,129.25)</u>	
Less Total Disbursements		<u>(5,882,997.87)</u>
Cash Balance June 30, 2018		<u><u>7,930,711.67</u></u>

ADMINISTRATION

COMBINED STATEMENT OF REVENUES, DISBURSEMENTS AND CHANGES IN CASH BALANCES FISCAL YEAR 2017-2018

APPROPRIATED FUNDS

CONSOLIDATED FEDERAL FUND (8707)

Cash Balance July 1, 2017			944,851.98
Investment Balance July 1, 2017			9,149,900.24
BEGINNING FUND BALANCE			10,094,752.22
Receipts			
Law Enforcement			
Boating Safety	580,073.00		
Duplicate Boat Safety Cards	90.00		
Environmental Data Collection	605,292.28		
Hunter Safety Replacement Cards	9,050.00		
Hunter Safety	11,141.22		
Miscellaneous	35.00		
Port Security Grant FEMA Law Enforcement	200,631.00		
Surplus Property Sale	1,355.00		
		<u>1,407,667.50</u>	
Wildlife Resources			
Aphis Fish Research	21,069.65		
Archery Education in Schools	40,773.11		
Asian Carp FW Service	38,845.04		
Boating Access Grant	1,259,692.10		
Boating and Maintenance	412,500.00		
District Wildlife Management	2,376,013.73		
Endangered Species	136,428.67		
Enhancing Fishery Opportunity Program	293,463.73		
Fish Database	6,885.33		
Fish Hatchery Operations	2,800,000.00		
Fish Population and Association Study	55,487.30		
Fish and Wildlife Coordination	243,505.86		
Freshwater Mussels	24,840.00		
Investment Earnings	124,378.24		
Land Purchase	6,001,000.00		
Miscellaneous	121.20		
State Wildlife Grant	635,572.55		
Special Events	200.00		
Surplus Property Sale	19,780.00		
USDA Monongahela Nat. Forest Schools Road	19,493.81		
USDP AG NRCS Wildlife Habt Inc	38,076.98		
Wetlands Development Grant	180,345.05		
Wildlife Research	1,041,902.96		
		<u>15,770,375.31</u>	
Plus Total Receipts			17,178,042.81
Disbursements			
Personal Services	(3,718,422.07)		
Employee Benefits	(1,208,864.50)		
Current Expense	(3,560,299.84)		
Repairs and Alterations	(144,102.21)		
Equipment	(272,328.06)		
Contractor Pmts for Capital Asset Proj	(506,178.19)		
Land Improvements	(3,465.00)		
Land Purchases	(6,001,000.00)		
WV OPEB Contribution	(140,861.30)		
Less Total Disbursements			<u>(15,555,521.17)</u>
ENDING FUND BALANCE			11,717,273.86
Less - Investment Balance June 30, 2018			<u>(8,324,278.48)</u>
Cash Balance June 30, 2018			<u>3,392,995.38</u>

ADMINISTRATION

COMBINED STATEMENT OF REVENUES, DISBURSEMENTS AND CHANGES IN CASH BALANCES FISCAL YEAR 2017-2018

NON-APPROPRIATED FUNDS

LAW ENFORCEMENT PROGRAM FUND (3204)

Cash Balance July 1, 2017		318,650.17
Investment Balance July 1, 2017		<u>4,634,504.21</u>
BEGINNING FUND BALANCE		4,953,154.38
Receipts		
Boating Under Influence Grant	10,000.00	
Contract Reimbursement	2,104.56	
Gifts, Grants & Donations	50.00	
Ginseng Confiscation	47,672.60	
Hatfield McCoy Trail Patrol Reimbursement	270,648.51	
Federal & Homeland Security Grant	195,000.00	
Firearms Glock 21	34,200.00	
Investment Earnings	622,381.53	
License Reinstatement Fee	3,661.00	
Miscellaneous Collections	3,715.58	
Miscellaneous Permits	3,550.00	
Motorboat Licenses	164,628.75	
Surplus Property Sale	2,250.00	
Vehicle Reimbursement	47,227.32	
Whitewater Rafting Licenses	<u>31,500.00</u>	
Plus Total Receipts		1,438,589.85
Disbursements		
Personal Services	(861,164.14)	
Employee Benefits	(352,681.71)	
Current Expense	(132,044.32)	
Repairs and Alterations	(1,169.21)	
Equipment	(170,148.45)	
WV OPEB Contribution	<u>(42,869.11)</u>	
Less Total Disbursements		<u>(1,560,076.94)</u>
ENDING FUND BALANCE		4,831,667.29
Less - Investment Balance June 30, 2018		<u>(4,432,554.62)</u>
Cash Balance June 30, 2018		<u>399,112.67</u>

LAW ENFORCEMENT CONTRACTS (3208)

Cash Balance July 1, 2017		6,853.65
Receipts		
Hinton Boat Race Patrol	<u>0.00</u>	
Plus Total Receipts		0.00
Disbursements		
Current Expense	<u>0.00</u>	
Less Total Disbursements		<u>0.00</u>
Cash Balance June 30, 2018		<u>6,853.65</u>

ADMINISTRATION

COMBINED STATEMENT OF REVENUES, DISBURSEMENTS AND CHANGES IN CASH BALANCES FISCAL YEAR 2017-2018

NON-APPROPRIATED FUNDS

WILDLIFE ENDOWMENT FUND (3224)

Cash Balance July 1, 2017		4,991.00
Investment Balance July 1, 2017		<u>63,242,339.11</u>
BEGINNING FUND BALANCE		63,247,330.11
Receipts		
Investment Earnings	6,306,994.00	
Lifetime Hunting & Fishing License	823,935.00	
Right-of-Way	<u>1,658,452.13</u>	
Plus Total Receipts		8,789,381.13
Disbursements		
Fund Transfers	<u>(6,803,892.00)</u>	
Less Total Disbursements		<u>(6,803,892.00)</u>
ENDING FUND BALANCE		65,232,819.24
Less - Investment Balance June 30, 2018		<u>(63,573,958.61)</u>
Cash Balance June 30, 2018		<u><u>1,658,860.63</u></u>

ADMINISTRATION

COMBINED STATEMENT OF REVENUES, DISBURSEMENTS AND CHANGES IN CASH BALANCES FISCAL YEAR 2017-2018

NON-APPROPRIATED FUNDS

WILDLIFE RESOURCES-RECREATION FUND (3227)

Cash Balance July 1, 2017		209,504.99
Investment Balance July 1, 2017		22,416,865.88
BEGINNING FUND BALANCE		<u>22,626,370.87</u>
Receipts		
Bonus Payment Marcellus Gas Drilling	40,000.00	
Campsite Rentals	17,809.92	
Coal Royalties	22.60	
Entrance Fees	85,807.95	
Fish Promotion and Research	158,326.43	
Gas Royalties	31,730.17	
Gift Shop Sales	3,725.09	
Gifts & Bequests	38,144.84	
Gifts, Grants & Donations	2,350.00	
Go-Wild Hunting & Fishing License Issuance Fee	233,492.00	
Grant Award	3,501.10	
Habitat Land Inquiries	13,875.00	
Hunters Helping the Hungry	34,239.61	
Information Retrieval	21,400.00	
Investment Earnings	327,744.39	
Leases	26,000.00	
Limestone Treatment Donation	13,217.16	
Miscellaneous Collections	(229.12)	
Mitigation Wildlife	124,845.00	
Oil Royalties	34,395.89	
Outdoor Heritage Conservation	1,320,000.00	
Picnic Shelter Fees	1,804.86	
Real Estate License Fees	2,803,659.45	
Rocky Mountain Elk Foundation Donation	15,653.65	
Royalty Payment Marcellus Gas Drilling	10,753,812.38	
Scientific Collection Permit	42,550.00	
Surface Damages	318,949.39	
Surplus Property Sales	2,328.50	
Timber Sales	809,241.08	
Wildlife Cooperative Agreements	234,577.58	
Fund Transfers	1,788,612.00	
Wildlife Special Events	5,761.20	
Plus Total Receipts		19,307,348.12
Disbursements		
Personal Services	(856,723.04)	
Employee Benefits	(238,513.57)	
Current Expense	(584,426.19)	
Repairs and Alterations	(122,218.24)	
Equipment	(281,432.58)	
Bank Costs	(148,556.57)	
Contractor Pmts for Capital Asset Proj	(3,418,066.63)	
Consultant Pmts for Capital Asset Proj	(102,970.64)	
Land Improvements	(6,732.41)	
Land Purchases	(2,355,097.00)	
Building Improvements	(5,651.27)	
Building Construction	(6,884.67)	
WV OPEB Contribution	(27,164.15)	
Less Total Disbursements		(8,154,436.96)
ENDING FUND BALANCE		<u>33,779,282.03</u>
Less - Investment Balance June 30, 2018		(24,214,825.31)
Cash Balance June 30, 2018		<u>9,564,456.72</u>

ADMINISTRATION

COMBINED STATEMENT OF REVENUES, DISBURSEMENTS AND CHANGES IN CASH BALANCES FISCAL YEAR 2017-2018

NON-APPROPRIATED FUNDS

BEAR DAMAGE FUND (3228)

Cash Balance July 1, 2017		15,671.90
Investment Balance July 1, 2017		<u>334,003.89</u>
BEGINNING FUND BALANCE		349,675.79
Receipts		
Bear Damage Stamps	252,803.00	
Investment Earnings	<u>5,714.00</u>	
Plus Total Receipts		258,517.00
Disbursements		
Current Expense	(878.81)	
Payment of Claims	<u>(99,440.98)</u>	
Less Total Disbursements		<u>(100,319.79)</u>
ENDING FUND BALANCE		507,873.00
Less - Investment Balance June 30, 2018		<u>(427,717.89)</u>
Cash Balance June 30, 2018		<u><u>80,155.11</u></u>

WILDLIFE RESOURCES CONTRACTS FUND (3229)

Cash Balance July 1, 2017		180,170.41
Investment Balance July 1, 2017		<u>441,909.48</u>
BEGINNING FUND BALANCE		622,079.89
Receipts		
Investment Earnings	3,688.77	
Mussel Study Fish and Wildlife Service	21,700.00	
Surplus Property Sale	<u>2,905.00</u>	
Plus Total Receipts		28,293.77
Disbursements		
Current Expense	(478,170.94)	
Repairs and Alterations	(724.80)	
Contractor Pmts for Capital Asset Proj	<u>(171,267.95)</u>	
Less Total Disbursements		<u>(650,163.69)</u>
ENDING FUND BALANCE		209.97
Less - Investment Balance June 30, 2018		<u>0.00</u>
Cash Balance June 30, 2018		<u><u>209.97</u></u>

ADMINISTRATION

COMBINED STATEMENT OF REVENUES, DISBURSEMENTS AND CHANGES IN CASH BALANCES FISCAL YEAR 2017-2018

NON-APPROPRIATED FUNDS

CONSERVATION STAMP FUND (3232)

Cash Balance July 1, 2017		207,867.16
Investment Balance July 1, 2017		<u>3,640,356.63</u>
BEGINNING FUND BALANCE		3,848,223.79
Receipts		
Conservation Stamp Sales	1,258,784.50	
Investment Earnings	<u>54,153.71</u>	
Plus Total Receipts		1,312,938.21
Disbursements		
Personal Services	(123,916.80)	
Employee Benefits	(12,721.14)	
Current Expense	(151,599.26)	
Repairs and Alterations	(2,463.76)	
Building Improvements	(431.32)	
Land Purchases	<u>(673,320.00)</u>	
Less Total Disbursements		<u>(964,452.28)</u>
ENDING FUND BALANCE		4,196,709.72
Less - Investment Balance June 30, 2018		<u>(3,714,510.34)</u>
Cash Balance June 30, 2018		<u><u>482,199.38</u></u>

ADMINISTRATION

COMBINED STATEMENT OF REVENUES, DISBURSEMENTS AND CHANGES IN CASH BALANCES FISCAL YEAR 2017-2018

NON-APPROPRIATED FUNDS

TROUT STAMP FUND (3233)

Cash Balance July 1, 2017		146,463.06
Investment Balance July 1, 2017		<u>745,255.33</u>
BEGINNING FUND BALANCE		891,718.39
Receipts		
Investment Earnings	14,785.70	
Miscellaneous Collections	558.44	
Surplus Property Sales	4,510.00	
Trout Stamp Sales	1,167,769.00	
Fund Transfers	<u>1,232,808.00</u>	
Plus Total Receipts		2,420,431.14
Disbursements		
Personal Services	(1,008,380.21)	
Employee Benefits	(385,082.97)	
Current Expense	(14,106.88)	
WV OPEB Contribution	<u>(58,056.00)</u>	
Less Total Disbursements		<u>(1,465,626.06)</u>
ENDING FUND BALANCE		1,846,523.47
Less - Investment Balance June 30, 2018		<u>(1,291,261.03)</u>
Cash Balance June 30, 2018		<u><u>555,262.44</u></u>

GIFTS, GRANTS & BEQUESTS (3237)

Cash Balance July 1, 2017		62,488.48
Receipts		
Special Events	51,046.11	
Miscellaneous Collections	8.62	
Gifts, Grants & Donations	<u>5.00</u>	
Plus Total Receipts		51,059.73
Disbursements		
Current Expense	(50,528.97)	
Transcription Services	<u>(555.00)</u>	
Less Total Disbursements		<u>(51,083.97)</u>
Cash Balance June 30, 2018		<u><u>62,464.24</u></u>

ADMINISTRATION

COMBINED STATEMENT OF REVENUES, DISBURSEMENTS AND CHANGES IN CASH BALANCES FISCAL YEAR 2017-2018

NON-APPROPRIATED FUNDS

LAND MINERALS AND SPECIAL PROJECTS (3239)

Cash Balance July 1, 2017		156,937.79
Receipts		
Land Leases	23,657.07	
Miscellaneous Collections	36.16	
Rental Leases	200.00	
Right-of-Way	728,543.00	
Surplus Property Sales	<u>2,367.50</u>	
Plus Total Receipts		754,803.73
Disbursements		
Personal Services	(61,288.46)	
Employee Benefits	(16,137.01)	
Current Expense	(1,852.96)	
Equipment	(25.00)	
Contractor Pmts for Capital Asset Proj	(28,004.68)	
WV OPEB Contribution	(531.00)	
Remittance of Taxes	<u>(3,205.98)</u>	
Less Total Disbursements		<u>(111,045.09)</u>
Cash Balance June 30, 2018		<u><u>800,696.43</u></u>

PAYROLL CLEARING ACCOUNT (3245)

Cash Balance July 1, 2017		12,067.80
Receipts		
Miscellaneous Collections	<u>0.00</u>	
Plus Total Receipts		0.00
Disbursements		
Employee Benefits	<u>0.00</u>	
Less Total Disbursements		<u>0.00</u>
Cash Balance June 30, 2018		<u><u>12,067.80</u></u>

LAW ENFORCEMENT AND SPORTS EDUCATION STAMPS (3247)

Cash Balance July 1, 2017		48,200.33
Investment Balance July 1, 2017		<u>348,187.26</u>
BEGINNING FUND BALANCE		396,387.59
Receipts		
Law Enforcement / Sports Ed. Stamps	380,948.00	
Investment Earnings	<u>5,069.15</u>	
Plus Total Receipts		386,017.15
Disbursements		
Personal Services	(272,838.61)	
Employee Benefits	(84,812.48)	
Current Expense	(1,469.75)	
WV OPEB Contribution	<u>(8,562.34)</u>	
Less Total Disbursements		<u>(367,683.18)</u>
ENDING FUND BALANCE		414,721.56
Less - Investment Balance June 30, 2018		<u>(308,256.41)</u>
Cash Balance June 30, 2018		<u><u>106,465.15</u></u>

ADMINISTRATION

COMBINED STATEMENT OF REVENUES, DISBURSEMENTS AND CHANGES IN CASH BALANCES FISCAL YEAR 2017-2018

NON-APPROPRIATED FUNDS

MAGAZINE SALES & SUBSCRIPTIONS (3248)

Cash Balance July 1, 2017		57,669.27
Investment Balance July 1, 2017		<u>571,085.75</u>
BEGINNING FUND BALANCE		628,755.02
Receipts		
Investment Earnings	8,889.26	
Magazine Sponsorship	19,200.00	
Magazine Bookshelf Sales	2,147.67	
Magazine Sales	39,458.08	
Magazine Subscriptions	<u>352,661.50</u>	
Plus Total Receipts		422,356.51
Disbursements		
Current Expense	(351,011.89)	
Bank Costs	(1,963.94)	
Equipment	<u>(763.20)</u>	
Less Total Disbursements		<u>(353,739.03)</u>
ENDING FUND BALANCE		697,372.50
Less - Investment Balance June 30, 2018		<u>(619,867.01)</u>
Cash Balance June 30, 2018		<u><u>77,505.49</u></u>

CLEARING ACCOUNT-EQUIPMENT (3251)

Cash Balance July 1, 2017		297,021.86
Receipts		
Rental Leases	<u>7,920.00</u>	
Plus Total Receipts		7,920.00
Disbursements		
Current Expense	(117.25)	
Repairs and Alterations	<u>(3,389.84)</u>	
Less Total Disbursements		<u>(3,507.09)</u>
Cash Balance June 30, 2018		<u><u>301,434.77</u></u>

CLASS A-1 SMALL ARMS HUNTING LICENSE (3259)

Cash Balance July 1, 2017		11,349.47
Investment Balance July 1, 2017		<u>723,389.50</u>
BEGINNING FUND BALANCE		734,738.97
Receipts		
Class A-1 Small Arms Hunting License	53,025.00	
Lifetime Small Arms Hunting License	2,700.00	
Investment Earnings	<u>10,825.30</u>	
Plus Total Receipts		66,550.30
Disbursements		
Equipment	<u>0.00</u>	
Less Total Disbursements		<u>0.00</u>
ENDING FUND BALANCE		801,289.27
Less - Investment Balance June 30, 2018		<u>(759,214.80)</u>
Cash Balance June 30, 2018		<u><u>42,074.47</u></u>

ADMINISTRATION

COMBINED STATEMENT OF REVENUES, DISBURSEMENTS AND CHANGES IN CASH BALANCES FISCAL YEAR 2017-2018

NON-APPROPRIATED FUNDS

WATTERS SMITH MEMORIAL STATE PARK (3261)

Cash Balance July 1, 2017		42,650.10
Investment Balance July 1, 2017		<u>595,982.65</u>
BEGINNING FUND BALANCE		638,632.75
Receipts		
Gas Royalties	178,692.12	
Gifts, Grants & Donations	200.00	
Investment Earnings	8,844.09	
Oil & Gas Lease	<u>242.79</u>	
Plus Total Receipts		187,979.00
Disbursements		
Current Expense	(641.97)	
Repairs and Alterations	(6,734.25)	
Contractor Pmts for Capital Asset Proj	(33,878.01)	
Consultant Pmts for Capital Asset Proj	<u>(6,275.20)</u>	
Less Total Disbursements		<u>(47,529.43)</u>
ENDING FUND BALANCE		779,082.32
Less - Investment Balance June 30, 2018		<u>(614,826.73)</u>
Cash Balance June 30, 2018		<u><u>164,255.59</u></u>

DECOY ANIMALS ASSESSMENT FEE (3264)

Cash Balance July 1, 2017		1,139.75
Investment Balance July 1, 2017		<u>9,657.96</u>
BEGINNING FUND BALANCE		10,797.71
Receipts		
Decoy Animal Assessment Fee	100.00	
Investment Earnings	<u>96.43</u>	
Plus Total Receipts		196.43
Disbursements		
Current Expense	<u>(5,174.69)</u>	
Less Total Disbursements		<u>(5,174.69)</u>
ENDING FUND BALANCE		5,819.45
Less - Investment Balance June 30, 2018		<u>(4,754.39)</u>
Cash Balance June 30, 2018		<u><u>1,065.06</u></u>

ADMINISTRATION

COMBINED STATEMENT OF REVENUES, DISBURSEMENTS AND CHANGES IN CASH BALANCES FISCAL YEAR 2017-2018

NON-APPROPRIATED FUNDS

STATE PARK OPERATING FUND (3265)

Cash Balance July 1, 2017		2,081,617.55
Investment Balance July 1, 2017		<u>10,753,837.12</u>
BEGINNING FUND BALANCE		12,835,454.67
Receipts		
Bath / Massages	418,829.77	
Bicycle Rental	3,042.42	
Boat Charters	10,542.47	
Boat Rental	90,085.59	
Bonus Payment Marcellus Gas Drilling	392,476.46	
Cabin Advance Reservation	3,565,063.91	
Cabin Rentals	1,592,704.08	
Campsite Advance Reservation	747,098.28	
Campsite Rentals	1,362,870.81	
Coin Laundry Machines	8,371.55	
Consumers Sales Tax	14,781.40	
Cot & Crib Rental	12,344.38	
Driving Range	16,564.59	
Entrance Fees	289,985.96	
Equipment Rental	8,588.63	
Facility Use Rental	138,775.24	
Firewood Sales	139,153.66	
Food & Snacks	272,521.82	
Games	7,963.87	
Gas Royalties	2,443.72	
Gift Cards	10,323.37	
Gift Shop Sales	2,234,645.14	
Greens Fees	505,436.50	
Group Camps	34,327.64	
Hotel Occupancy Tax	683,847.53	
Insurance Payments	3,004.10	
Investment Earnings	153,230.21	
Lift Ticket Fees Parks	182,116.06	
Lodge Advance Reservation	3,090,715.60	
Lodge Rooms	3,048,105.14	
Lottery Collections - Net	7,456.38	
Magazine Sales	191.38	
Miniature Golf	32,884.50	
Miscellaneous Collections	365,381.34	
Miscellaneous Non-Taxable	(13,364.77)	
Miscellaneous Taxable	37.99	
Picnic Shelter Fees	234,610.75	
Pro Shop	104,597.74	
Purchasing Card Rebate	545,176.25	
Residence Rentals	21,282.09	
Restaurants	1,855,684.80	
Roman Bath	223,913.40	

ADMINISTRATION

COMBINED STATEMENT OF REVENUES, DISBURSEMENTS AND CHANGES IN CASH BALANCES FISCAL YEAR 2017-2018

NON-APPROPRIATED FUNDS

STATE PARK OPERATING FUND (3265)

Royalty Payment Marcellus Gas Drilling	623,810.23		
Shooting Ranges	26,918.83		
Sled Rental	37.00		
Special Events	48,106.27		
Surplus Property Sale	24,198.50		
Swimming Fees	402,901.23		
Tram	174,574.21		
Vending Machines	20,720.60	23,739,078.62	
Receipts - Concessions			
Boat Dock Concession	45,139.47		
Coin Machine Concession	10,618.06		
Food and Snacks Concession	21,007.10		
Golf Carts	176,621.25		
Marina	6,545.46		
Miscellaneous Concession	175,163.91		
Restaurant Concession	13,951.66		
Riding Stable	6,758.51	455,805.42	
Plus Total Receipts			24,194,884.04
Disbursements			
Personal Services	(6,039,485.59)		
Employee Benefits	(1,660,506.34)		
Current Expense	(13,087,391.13)		
Repairs and Alterations	(111,526.74)		
Equipment	(14,650.00)		
Remittance Of Taxes	(673,037.36)		
Bank Costs	(352,907.43)		
PEIA Reserve Transfer	(12,067.08)		
Contractor Pmts for Capital Asset Proj	(2,819,487.95)		
Consultant Pmts for Capital Asset Proj	(190,919.64)		
WV OPEB Contribution	(123,592.84)		
Less Total Disbursements			(25,085,572.10)
ENDING FUND BALANCE			11,944,766.61
Less - Investment Balance June 30, 2018			(7,936,104.85)
Cash Balance June 30, 2018			<u>4,008,661.76</u>

CANAAN MAINTENANCE FUND (3274)

Cash Balance July 1, 2017			17,234.14
Receipts			
Maintenance Transfer from Operating Fund	0.00		
Plus Total Receipts			0.00
Disbursements			
Current Expense	0.00		
Less Total Disbursements			0.00
Cash Balance June 30, 2018			<u>17,234.14</u>

ADMINISTRATION

COMBINED STATEMENT OF REVENUES, DISBURSEMENTS AND CHANGES IN CASH BALANCES FISCAL YEAR 2017-2018

NON-APPROPRIATED FUNDS

COYOTE MANAGEMENT FUND (3292)

Cash Balance July 1, 2017		184.68
Investment Balance July 1, 2017		9,798.82
Beginning Fund Balance		<u>9,983.50</u>
Receipts		
Coyote Management Donations	2,112.00	
Investment Earnings	<u>145.92</u>	
Plus Total Receipts		2,257.92
Disbursements		
Current Expense	<u>(1,000.00)</u>	
Less Total Disbursements		<u>(1,000.00)</u>
ENDING FUND BALANCE		<u>11,241.42</u>
Less - Investment Balance June 30, 2018		<u>(10,244.74)</u>
Cash Balance June 30, 2018		<u><u>996.68</u></u>

SANDY DISASTER FUND (3015)

Fund 3015 (OCT '12 SANDY DISASTER)		172,273.18
Cash Balance July 1, 2017		
Receipts		
Fund 3015 Transfers In Hurricane Sandy Disaster	<u>0.00</u>	
Plus Total Receipts		0.00
Disbursements		
Fund 3015 Contractor Pmts for Capital Asset Proj	<u>(100,000.00)</u>	
Less Total Disbursements		<u>(100,000.00)</u>
Sandy Disaster Fund Cash Balance June 30, 2018		<u><u>72,273.18</u></u>

FLOOD DISASTER FUND (3207)

Fund 3207 (JUN '16 FLOOD DISASTER)		215,807.13
Cash Balance July 1, 2017		
Receipts		
Fund 3207 Transfers In Jun'16 Flood Disaster	<u>0.00</u>	
Plus Total Receipts		
Disbursements		
Fund 3207 Contractor Pmts for Capital Asset Proj	<u>(215,807.13)</u>	
Less Total Disbursements		<u>(215,807.13)</u>
Flood Disaster Fund Cash Balance June 30, 2018		<u><u>0.00</u></u>

RECAPITULATION OF FUNDS

	Revenue	Disbursements	Investment
General Fund	\$ 0.00	(18,537,055.61)	0.00
Consolidated Federal Funds	17,178,042.81	(15,555,521.17)	8,324,278.48
Appropriated Special Revenue Funds	26,380,170.84	(25,878,411.57)	10,541,570.77
Non-Appropriated Special Revenue Funds	<u>59,629,524.03</u>	<u>(46,041,109.43)</u>	<u>107,908,096.73</u>
TOTAL ALL FUNDS	\$ 103,187,737.68	(106,012,097.78)	126,773,945.98

WVDNR

OFFICE OF LAND
AND STREAMS

Joe T. Scarberry, *Supervisor*



OFFICE OF LAND AND STREAMS

The Office of Land and Streams serves the Division in many capacities.

Two primary responsibilities are the supervision and administration of the Division's land acquisition and real estate title documents program, and the administration of the State's rivers and streams. These main functions involve the acquisition, exchange, and leasing of land and improvements and exercise control over the various activities in the State's rivers and streams. They include organizing and archiving of the real estate title documents for the Division and the everyday administration of the real estate title once lands are acquired and various rights-of-entry and license agreements on the State's rivers and streams.

Land Acquisition

The acquisition function is accomplished by purchase, lease, condemnation, donations, bequests and exchanges. It involves various procedures such as the collection of legal data from county courthouse records, negotiations with property owners to obtain leases and/or options to purchase, detailed physical inspections of all types of real estate, obtaining appraisal reports of fair market value, and the preparation of various real estate title documents and real estate quantitative and status reports.

The Office of Land and Streams is responsible for procedures dealing with the preparation, execution, and recordation of legal documents such as deeds, leases, license agreements, rights of way, joint interagency agreements, easements, and land purchase invoices. It also prepares numerous other types of documents for state and federal agencies, including permits, applications, agreements, and contracts.

This Office maintains a close liaison with the attorneys assigned by the State Attorney General's Office to projects such as land acquisitions, court cases, and other required real estate legal work. This Section also handles all contract boundary survey work; and contract consultants for engineering services relating to oil, gas and coal resources owned or leased by the Division of Natural Resources.

The primary land acquisition program and the real estate related activities are conducted on behalf of the West Virginia Department of Commerce, the Parks and Recreation, and Wildlife Resources sections of the Division of Natural Resources, and for the Division of Forestry.

Rivers and Stream Management

The Division of Natural Resources holds for the State the title to the beds of the State's rivers, creeks and streams totaling some 34,000 miles or some 5,000 named waterways in the state. In the past year, 340 rights-of-entry letters were granted to governmental agencies, companies and/or individuals to conduct construction activities in the State's rivers, creeks, and streams, 1,162 right of way licenses were granted for pipelines, underground or underwater cables, and overhead power and telephone lines crossing the State's waterways. Additionally, 624 large stream structure agreements were granted for bridges and culverts, and 24 license agreements were granted for loading, docking and mooring projects.

Other Functions

This Office is also responsible for the up-to-date inventory of all lands owned or leased by the West Virginia Department of Commerce, Division of Natural Resources. The Division of Natural Resources lands are broken down as follows; Administration 14 acres, State Forests 72,593 acres, State Parks 77,004 acres, and Wildlife Management Areas/ Public Access Sites 404,218 acres, for a total of 553,829 acres of land with partial mineral rights, and holds title to 34,000 miles of the State's river and creek beds. This acreage encompasses areas such as wildlife management areas, public access sites, wetlands, state parks, trails and forest lands. These lands provide recreation, are of great natural and/or historical significance, and are managed for the use and benefit of the citizens of West Virginia and its visitors.

OFFICE OF LAND AND STREAMS

Properties Acquired	ACREAGE
Big Ugly Wildlife Management Area	
Wapiti Woods, LLC	5,411.0
Bright McCausland Homestead Wildlife Management Area	
Bright McCausland.....	634.0
Laurel Lake Wildlife Management Area	
Wapiti Woods, LLC	4,633.0
Seneca State Forest	
The Conservation Fund.....	1,195.00
Tomblin Wildlife Management Area	
Wapiti Woods, LLC	5,388.0
Wapiti Woods, LLC	6,208.0
Two Lick Dam Public Access Site	
Clarksburg Water Board.....	0.57
White Horse Mountain Wildlife Management Area	
The Potomac Conservancy.....	1,725.0

OFFICE OF LAND AND STREAMS

Land Licensed or Leased to DNR

ACREAGE

Holly Meadows Bridge Public Access Site

Division of Highways..... 0.42

Little Falls Public Access Site

Mark Meyers 0.50

Madison Creek Public Access Site

Division of Highways..... 0.50

McCubbins Ford Bridge Public Access Site

Division of Highways..... 0.02

Old Fields Public Access Site

Division of Highways..... 1.00

Sand Hill Wildlife Management Area

Dominion Transmission 967.00

Second Creek Future Farmers of America

Gregory Jewel 0.21

Tiech Angus Farm 1.00

Shanondale River Public Access Site

P. E. Hydro Generation..... 1.00

Summersville Lake Wildlife Management Area

Corps of Engineers..... 6.39

Town of Glasgow Public Access Site

Town of Glasgow 1.08

Tygart Under U.S. 33 Public Access Site

Division of Highways..... 0.22

West Milford Public Access Site

City of West Milford 0.50

* RENEWALS NOT INCLUDED IN SUMMARY OF NEW ACREAGES

8 parcels acquired 25,195.00

13 parcels licensed or leased 8.41

2 parcels licensed or leased agreements canceled..... 11,304.00

Net Increase for FY 2016 – 2018 + 13,889.41

OFFICE OF LAND AND STREAMS

Options to Purchase Obtained

ACREAGE

Big Ugly Wildlife Management Area

Wapiti Woods, LLC	5,411.00
Anna Payne.....	75.00

Cass Scenic Railroad State Park

Fonda Cassell	0.25
Vicky Cassell.....	0.25

Lewis Wetzel Wildlife Management Area

Bonnell Heirs.....	49.00
--------------------	-------

Ritchie County Wildlife Management Area

EIP	2,155.00
-----------	----------

Sleepy Creek Wildlife Management Area

Kelly D. Loughry	5.00
------------------------	------

Tomblin Wildlife Management Area

Wapiti Woods, LLC	4,653.00
EIP	4,733.00

White Horse Mountain Wildlife Management Area

Potomac Conservancy	1,725.00
---------------------------	----------

OFFICE OF LAND AND STREAMS

Parcels in Process of Acquisition

PARCELS IN PROCESS OF LAND ACQUISITIONS	8.00
TOTAL ACREAGE	7,077.50

Big Ugly Wildlife Management Area

Anna Payne.....	75.00
-----------------	-------

Cass Scenic Railroad State Park

Fonda Cassell.....	0.25
Vicky Cassell.....	0.25

Lewis Wetzel Wildlife Management Area

Bonnell Heirs.....	49.00
--------------------	-------

Ritchie County Wildlife Management Area

EIP	2,155.00
-----------	----------

Shannondale Springs Wildlife Management Area

Charles C. Chwastyk.....	60.00
--------------------------	-------

Sleepy Creek Wildlife Management Area

Kelly D. Loughry.....	5.00
-----------------------	------

Tomblin Wildlife Management Area

EIP	4,733.00
-----------	----------

OFFICE OF LAND AND STREAMS

Property Management

The Office of Land and Streams prepared and processed, through various stages of completion, 207 documents relating to the use of the Division of Natural Resources' real estate holdings. These documents included lease agreements, license agreements, easements, mitigation agreements, and amendments and supplements to other existing agreements. Land rights covered by these agreements included road rights of way, power line, cable line, water line, sewage line, and gas and oil line rights of way.

The processing of these agreements required close communication with various field and central office personnel in various other sections of the Division of Natural Resources, and the Department of Commerce, Division of Forestry, and other state, county and local governmental offices.

Rivers and Stream Management

Another function of the Division of Natural Resources is to hold title to the beds of the streams within the State of West Virginia. The Office of Land and Streams exercises control over the following activities involving these real estate resources:

- Dredging and/or pumping of sand, gravel, and derelict coal from the beds of the streams in the state.
- Leasing areas of the beds and under the beds of the streams for the purpose of exploring for oil, gas and other minerals.
- Utilizing the beds of the streams for the purpose of crossing or placing in the streams' pipelines, fords, submarine cables, culverts, bridges, low water bridges, dams, dikes, commercial docking, loading and mooring facilities, recreational marinas and other structures.

During FY 2017-2018, 943 rights-of-entry were issued for various types of in-stream construction activities that were approved. These were channel changes, bridge construction, culvert construction, gravel removal, ford preparation, stream bank protection, water impoundments, fills, and pipeline construction.

During FY 2017-2018, 1,186 rights of way or license agreements were issued for gas, water and sewer pipelines, underground and overhead telephone, power and fiber optic cables and loading, docking and mooring agreements.

Licensed commercial sand, gravel and coal dredging and/or pumping operations produced 818,586 tons of sand and gravel from the beds of the streams in 2017-2018, as reflected below:

2017-2018 COMMERCIAL DREDGERS REPORT TOTAL TONNAGE USED

COMPANY	RIVER/CREEK	TYPE	TONS
Tri-State River Products	Ohio River	Sand & Gravel	818,586



LAW ENFORCEMENT

Jerry B. Jenkins, *Colonel*



The Law Enforcement Section is responsible for the prompt, orderly, and effective enforcement of all Chapter 20, Code of West Virginia, laws, and rules promulgated under that authority and protect the citizens of this state. A highly visible, uniformed Natural Resources Police patrol working with the support of sportsmen, DNR Wildlife Resources and Parks and Recreation Sections, federal agencies, and other state agencies enables us to accomplish this mission.

The methods employed by the Section extend beyond traditional law enforcement roles. Natural Resources Police conduct land and water patrols, environmental crimes and complaint investigations, ATV enforcement, boating safety checks, and educates the public on hunting and boating safety. The Section uses its unique capabilities to respond to emergencies and mutual aid requests, coordinate with stakeholders, and inspire and cultivate the next generation of conservationists.

The Section strives to operate efficiently and effectively, while always considering the best interests of the State. The success of the Section and Division depends on the hard work of officers in the field and the office support staff. The Natural Resource Police have a proud history of carrying out their duties with pride, integrity, honor, commitment, accountability, loyalty, courage, team work, dependability and respect. It is an honor to lead this Section, build upon traditions, and embrace the new challenges that lie ahead.

Law Enforcement Program

The WV DNR Law Enforcement Section normally has a staffing level of 126 Natural Resources Police Officers (NRPO) and 11 support personnel. During FY2018, two officers retired, nine officers resigned, and four new officers were hired.

One officer was promoted to NRP Sergeant. One support personnel resigned, one transferred, and three new support personnel were hired.

The Law Enforcement Section has been actively seeking new and innovative methods for the accomplishment of our overall mission. The following are just some of the highlights of the past fiscal year:

- The public and media are following the work done by officers on the WV Natural Resources Police Officer Facebook page. The Facebook page, www.Facebook.com/DNRpolice continues to see an increase in media contacts for additional information, state and national. The reporting of wildlife law violations at www.wvdnr.gov/lenforce/poachers.shtm, or 844-I-TIP-DNR, is becoming increasingly more useful.
- In accordance with a bill passed during the regular legislative session, three officers were assigned to work the Hatfield-McCoy Regional Recreation Authority effective July 1, 2015. A NRP Sergeant was assigned to the area in 2017. The Authority reimburses the Section for salaries, benefits and associated equipment expenses.
- Many of the Section's reporting forms have been moved into electronic form to allow for internet transfer and approvals. The Section utilizes technology to reduce travel and administrative costs. Cellular telephones, desktop/laptop computers, radios, and the internet are used to transmit reports, complaints and information. SharePoint allows the Section to place its forms in a location that can be accessed by the Districts.
- Older equipment such as radios, boats, and vehicles are being cycled out in attempts to avoid costly repair bills that are often found to be short term and repetitive. During FY2018, the Section, by direction of the Director, reduced the overall fleet by 10 vehicles to comply with fleet reduction mandates.
- The Section continues to work with federal and state agencies to procure grants to assist with equipment purchases. The hunter education and boating grants are monitored to maximize returns from the Section expenditures of time and resources.
- Conference calls are used to conduct meetings, boards, or planning sessions to reduce in-state travel.
- The duty pistols have been replaced to avoid preventative maintenance costs and malfunctions due to age and wear. Secondary pistols were also purchased for each officer for use on- and off-duty and during special details.
- The Section purchased 83 dual band handheld radios. The federal Homeland Security grant reimbursed the Section for 100 percent of the cost for 35 of the radios; 75 percent of the cost for the remaining 48 radios was made available by the federal Port Authority Grant.

LAW ENFORCEMENT

Officer Training

Officers received training in Human Trafficking, Reid Interview and Interrogation for Wildlife Officers, crime scene management, enhanced firearms training, secondary weapon training and firearms armorers training. Some of the courses were instructor based and will enable us to continually update officers in the respective fields of instruction.

All post-academy Natural Resources Police Officers received training utilizing the seated-battery for BUI and DUI apprehension and ATV patrol certification training.

The Law Enforcement Section Honor Guard/Color Guard continues to attend opening ceremonies, special events and funerals. This year, the WV Natural Resources Police Officer Honor Guard was tasked with laying the wreath at the State Law Enforcement Memorial.

Hunter Education Program

The mandatory Hunter Education Program in West Virginia will grow tremendously with the help of a new directive that Hunter Education be offered in every Middle School in the State. During FY17-18, 5,988 students graduated from 1,047 statewide hunter education classes. The volunteer hunter education instructors continue to provide a great service to the Hunter Education Program. More than 180 volunteer instructors drove 26,695 miles and donated 6,625 hours to the mandatory Program. Natural Resources Police Officers logged 16,935 hours and drove 175,735 miles.

The Law Enforcement Section dedicates six regional Training Sergeants, one Office Assistant, and one State Coordinator to this Program.

The Law Enforcement Section maintains online classes information and registration services on a new site at www.register-ed.com/. The online courses are designed to eliminate the classroom portion of the Program; however, students will not receive their certification until they pass the hands-on practicum and final exam at the nearest District Office.

During calendar year 2017, West Virginia experienced five Class A hunting incidents, resulting in one fatality. Class A hunting incidents are defined as an injury caused by the discharge of a bow or firearm while hunting. There were seven Class B hunting incidents, resulting in zero fatalities. Class B Elevated incidents are defined as falls from a Tree Stand. There were five Class C hunting incidents. One hunter slipped/fell, four hunters experienced heart attacks, resulting in four fatalities. Class C incidents are defined as injuries sustained while hunting that are not from a firearm or bow. There were 0 Class D hunting incidents. Class D incidents are defined as property damage reports.

Officers across the state have participated in several sporting and hunting shows, attended summer camps, and other special events such as JAKES Day, National Hunting and Fishing Days, and Archery in the School programs.

The Law Enforcement Section has conducted numerous interviews for TV, radio, and magazines promoting safe hunting and boating.

Boating Safety Program

The Law Enforcement Section offers hands-on boating safety classes in all counties in West Virginia. Students may view class information and register online at www.register-ed.com. The U.S. Coast Guard Auxiliary, the U.S. Power Squadrons, and the National Association of State Boating Law Administrators (NASBLA) also have approved courses. Classes are also available online at www.wvdnr.gov. Anyone born after Dec. 31, 1986, is required to successfully complete a NASBLA-approved course before operating a motorboat. Several news releases have been distributed, and interviews have been conducted to get this message out of the public.

A grant from the Governor's Commission on Drunk Driving Prevention provided funding for enhanced DUI patrols on West Virginia waters from July 1, 2017, to Sept. 30, 2017. These patrols resulted in 16 BUI arrests, and 742 other citations/warnings.

Natural Resources Police Officers participated in the nationwide program, Operation Dry Water, June 29 through July 1, 2018, to reduce alcohol-related boating incidents. This operation resulted in six BUI arrests and 356 other citations/warnings. The Section renewed efforts toward water safety and increased lifejacket usage by the public through the Wear It Campaign.

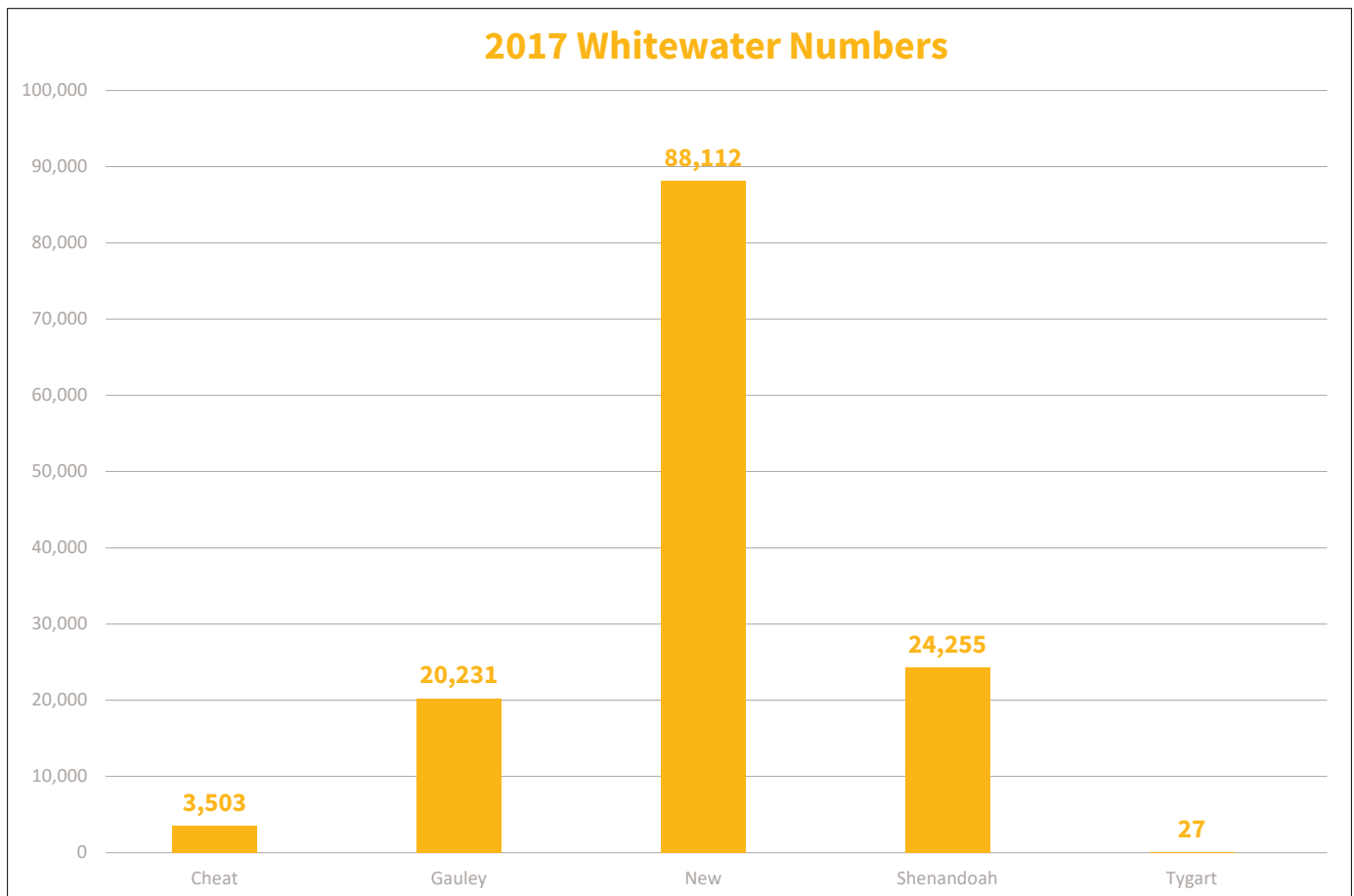
Whitewater Enforcement Program

The Law Enforcement Section has the responsibility of regulating the commercial whitewater industry in West Virginia. Twenty-two commercial whitewater outfitter and guides were licensed for the calendar year 2017. Eighteen general outfitter and guides were licensed to conduct business in designated whitewater zones for the calendar year 2017.

The Law Enforcement Section issues all licenses, collects fees, maintains injury reports, user number reports and trip leader reports for outfitters, investigates new license applications, and review license transfers for approval. Natural Resources Police Officers patrol rivers, conduct compliance checks on guides, inspect outfitter's equipment and investigate whitewater accidents.

Whitewater zones in West Virginia are located on the Cheat, Gauley, New, Shenandoah and Tygart rivers. In the calendar year 2017, approximately 136,128 people were reported as whitewater users by commercial whitewater and general outfitters.

The Whitewater Commission and the Division of Natural Resources continue to work together, making commercial whitewater operations as efficient and safe as possible. The Commission and Division have continued to work diligently to maintain a comprehensive whitewater reporting system. The website has streamlined all required reporting by outfitters conducting business in whitewater zones.



LAW ENFORCEMENT

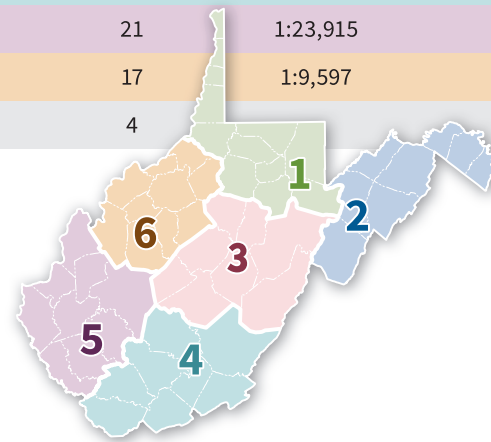
Number of Natural Resources Police Officers per Population and Square Miles

DISTRICT	POPULATION*	SQ. MILES*	COUNTIES	NRPO ¹	NRPO/POPULATION	NRPO/SQ. MILES
1	443,752	3,607.48	12	22	1:20,171	1:164.0
2	272,020	3,483.65	8	17	1:16,001	1:204.9
3	125,976	4,289.03	8	17	1:7,410	1:252.3
4	279,644	4,571.58	8	19	1:14,718	1:240.6
5	502,223	4,280.44	9	21	1:23,915	1:203.8
6	163,153	3,090.02	10	17	1:9,597	1:181.8
Headquarters				4		

*County size/population from USA.com

NOTES: ¹NRPO numbers include district supervisors.

²NRPOs assigned to Hatfield-McCoy Recreational Area are not included in the above.



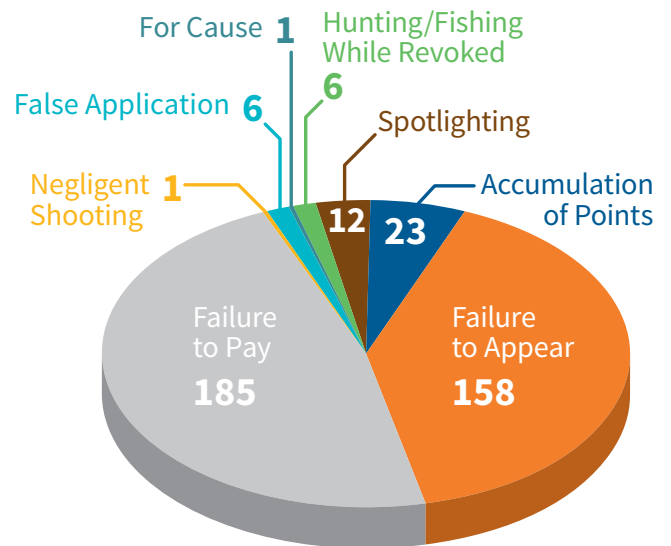
The License/Privilege Revocation System

The Section procedures for revoking the hunting, trapping, and fishing license and privileges are governed by Legislature Rule 58CSR23.

According to the terms of the Interstate Wildlife Violator's Compact (IWVC), of which West Virginia is a member, a suspension in any of the compact states is effective in all of the compact states if the wildlife conviction is a suspendible offense in the respective states. The threat of not being able to hunt, fish or trap in all or some of the IWVC member states serve as a powerful deterrent to would-be poachers.

Over 6,000 revocation notices have been sent to individuals convicted of a hunting, trapping and/or fishing violation since the commencement of the electronic revocation system in the early 1990s. During FY 2018, 392 revocation letters were processed; data retrieved from 234 of those convictions were entered into the IWVC.

REVOCATIONS FISCAL YEAR 2018

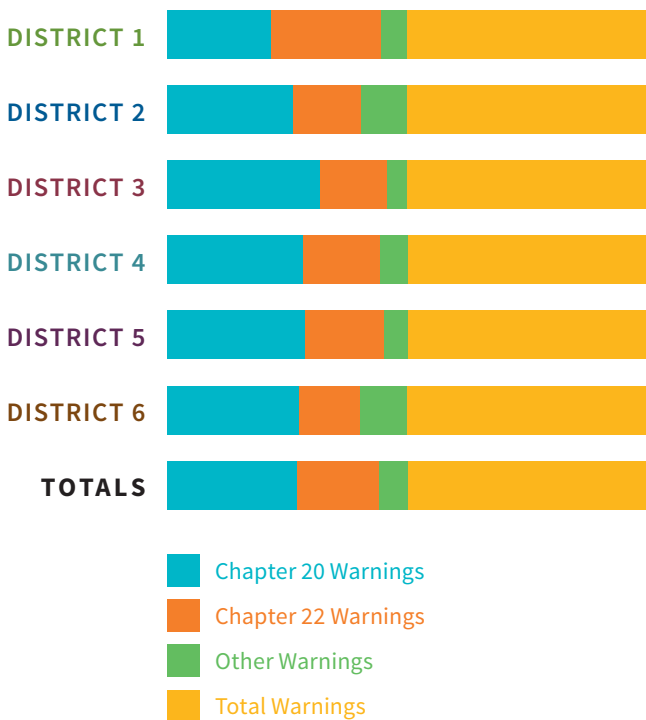


LAW ENFORCEMENT

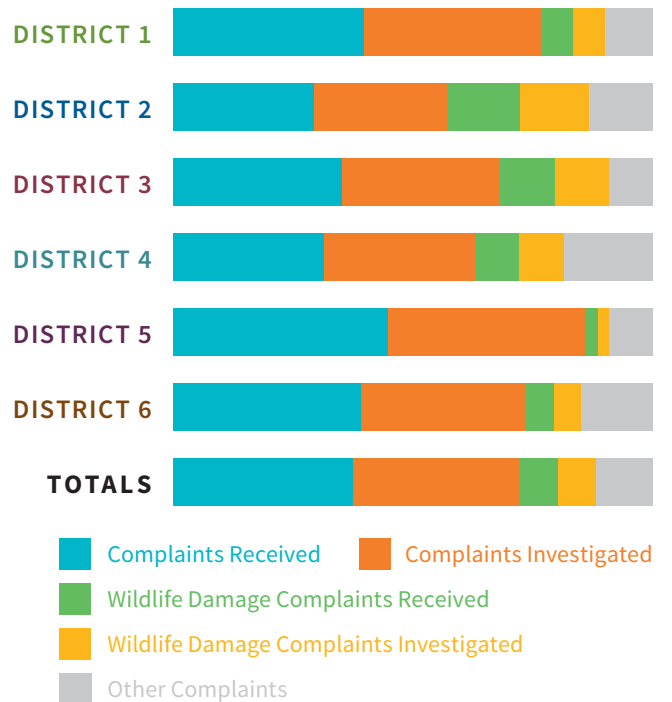
Law Enforcement Activity

LAW ENFORCEMENT ACTIVITY BY DISTRICT JULY 1, 2017 - JUNE 30, 2018														
DISTRICT	ARRESTS					WARNINGS				COMPLAINTS				
	Chapter 20 Arrests	Chapter 22 Arrests	Arrests Warrants	Other Arrests	TOTAL ARRESTS	Chapter 20 Warnings	Chapter 22 Warnings	Other Warnings	TOTAL WARNINGS	Complaints Received	Complaints Investigated	Wildlife Damage Complaints Received	Wildlife Damage Complaints Investigated	Other Complaints
1	458	100	26	97	681	612	653	158	1423	1154	1077	196	193	295
2	382	87	48	137	654	218	119	81	418	524	502	266	258	239
3	526	193	18	62	799	643	283	88	1014	691	645	227	222	180
4	316	42	25	85	468	581	334	116	1031	606	612	177	179	360
5	1224	140	81	137	1582	849	495	144	1488	1320	1215	76	69	272
6	532	79	33	139	783	458	213	167	838	544	479	80	80	208
TOTAL	3438	641	231	657	4967	3361	2097	754	6212	4839	4530	1022	1001	1554

WARNINGS BY TYPE AND DISTRICT

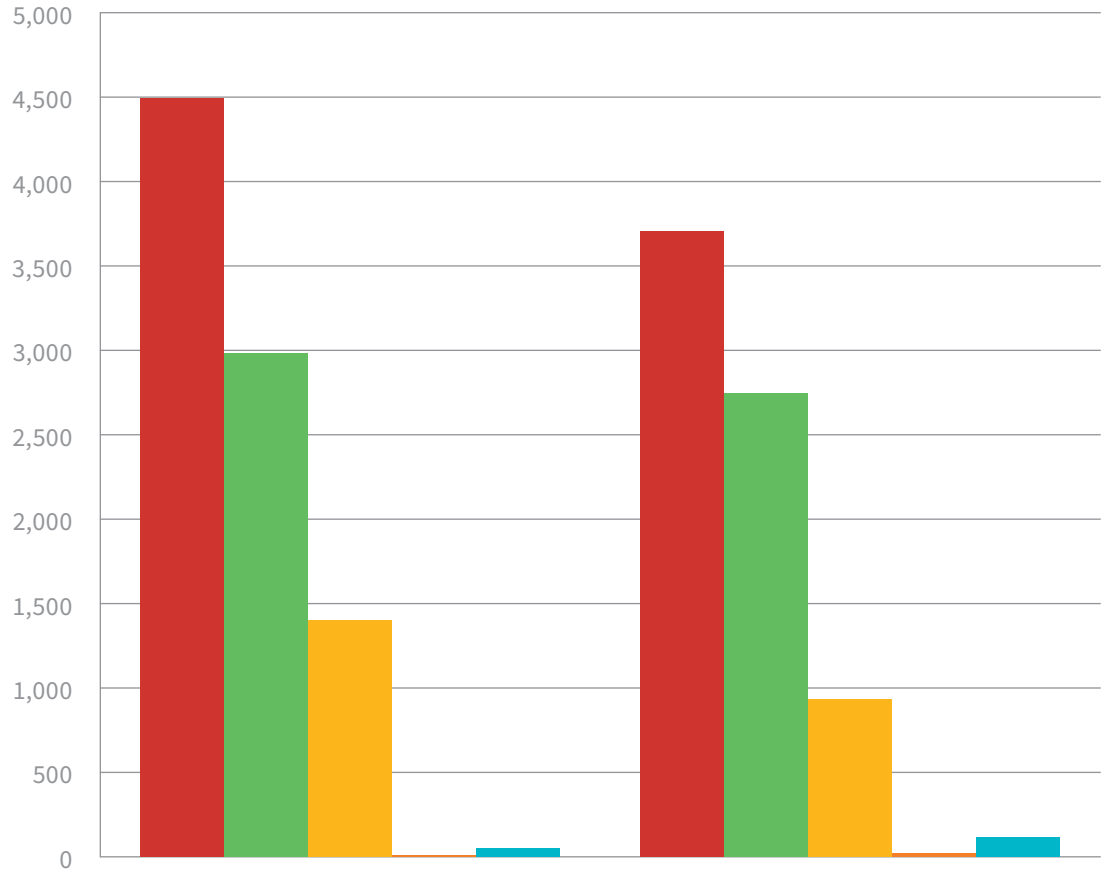


COMPLAINTS RECEIVED AND INVESTIGATED BY DISTRICT



LAW ENFORCEMENT

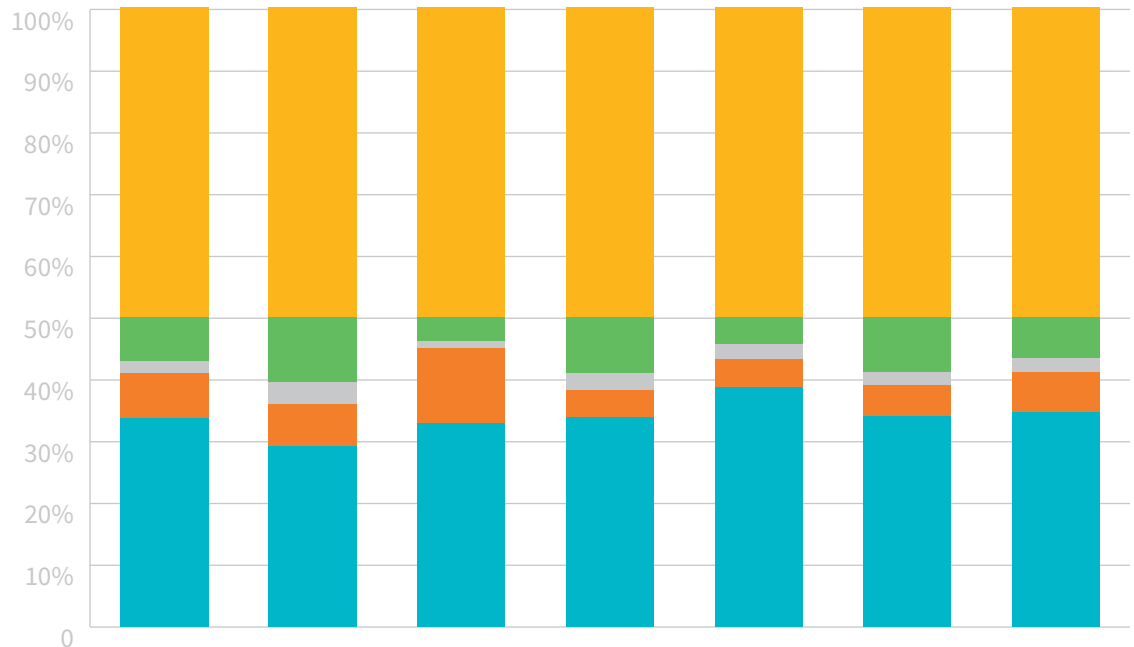
Prosecution Comparison – FY2017 v. FY 2018



	2017	2018
Number of Prosecutions	4490	3632
Convicted	2984	2693
Dismissed	1402	917
Acquitted	7	22
Failed to Appear	90	111

LAW ENFORCEMENT

Arrests by Type and District – July 1, 2017 thru June 30, 2018



TYPES	1	2	3	4	5	6	TOTALS
Chapter 20 Arrests	458	382	526	316	1224	532	3438
Chapter 22 Arrests	97	137	62	85	137	139	657
Arrests Warrants	26	48	18	25	81	33	231
Other Arrests	100	87	193	42	140	79	641
Total Arrests	681	654	799	468	1582	783	4967

DEFINITIONS

Chapter 20: Citations/arrests for natural resources violations, including Forestry.

Chapter 22: Citations/arrests for environmental violations such as outside burning, air pollution, open dumps, etc.

Warrants: Arrests warrants for violations that occur outside the officer's assigned county/area.

Other: Citations issued for violations that occur on the Hatfield-McCoy Recreation Area, State Forests, State Parks, and Wildlife Management Areas. Also included in "Other" are arrests for motor vehicle law violations, possession of controlled substances, etc., that occur in the officer's presence.

LAW ENFORCEMENT

REPORT OF PROSECUTIONS BY CHARGE FY 2017-2018

HEADING AND CHARGE	DISTRICT						TOTAL
	1	2	3	4	5	6	
Littering							
Litter, Highway	1	2		2	5	2	12
Litter, Park or Public Property	8	24	11	3	32	4	82
Litter, Private Property	5	9	5	6	19	5	49
Litter, Stream	2	1		1	2	1	7
Litter, No Record of Mandatory Disposal	12	18	78	6	29	14	157
TOTAL LITTERING:	28	54	94	18	87	26	307
LICENSE							
Fishing Paraphernalia in Possession without License	4	7	6	1	21	6	45
Hunting Paraphernalia in Possession without License				1	2		3
Residents Fishing without License	37	20	31	41	180	62	371
Residents Hunting without License	22	9	30	28	62	26	177
Non-Residents Fishing without License	19	46	5	4	8	15	97
Non-Residents Hunting without License	2	7	4	5	1	9	28
Fishing without Photo ID in Possession					24	5	29
Fishing without Trout Stamp		1	1	2	8		12
Hunting Bear without Bear Damage	2	1	1	1	1	1	7
Hunting without Big Game Stamp (BG)					1		1
Hunting Additional Deer without RB/RRB Stamp	1	1	3	1			6
Hunting Additional Deer without RG/RRG Stamp							
Hunting Antlerless Deer without Class N/NN Stamp	5	2	6		7	3	23
Hunting Migratory Birds without Federal Stamp					1	1	2
License without Signature					3		3
Hunting without Class A-1 Pistol Stamp		1	1		2		4
Hunting without Photo ID in Possession					1	2	3
Fishing while License Revoked	1	1	3		1		6
Hunting while License Revoked	1		1	2			4
Improper Fishing License					4		4
Improper Hunting License							
Making False Application - Fishing License							
Making False Application - Hunting License					2		2
Making False Application - Hunting and Fishing License					1		1
Making False Application - Lifetime Hunting and Fishing License					1		1
Hunting without Hunter Education Card							
Hunting without Photo ID in Possession							
TOTAL LICENSE:	94	96	92	86	331	130	829

LAW ENFORCEMENT

REPORT OF PROSECUTIONS BY CHARGE FY 2017-2018

HEADING AND CHARGE	DISTRICT						TOTAL
	1	2	3	4	5	6	
HUNTING							
Bear, Over Bait	2	2	1	1			6
Bear, Closed Season	2	3			20	1	26
Bear, Failure to Check					3		3
Bear, Train Dogs	1						1
Blaze Orange, None or Insufficient	3	7	7	4	3	3	27
Closed Season	19	24	17	12		21	93
Exceed Bag Limit	2	2			3		7
Failure to Check Game	19	15	13	19	46	15	127
Failure to Field Tag Game	18	4	13	3	14	6	58
From Conveyance	11	27	23	10	22	12	105
Illegal Carry of Bow and Gun in Woods at same time	1			2	1		4
Illegal Hunting Hours for Deer	2	1	9	15	6	11	44
Illegal Killing or Taking of Deer	1	1		1	5	2	10
Illegal Killing or Taking of Turkey	1		1				2
Illegal Possession of Wildlife or Parts Thereof	53	38	50	30	134	35	340
Illegal Sale of Wildlife	1				3		4
Illegal Transportation of Wildlife						1	1
Loaded Gun in Conveyance	22	19	30	17	25	30	143
Loaded/Uncased Gun in Conveyance						1	1
Negligent Shooting	1				1		2
No Hunter Education Card in Possession	1				9	1	11
Nocked Crossbow in Land Conveyance	2		4	2	1		9
Turkey, Over Bait	3		10	1	6	7	27
Shoot Across or in Road	6	2	2	1	5	5	21
Shoot at Game Not Plainly Visible	2				1		3
Illegal Shooting Distance of Dwelling	9	10	4	2	4		29
Illegal Shooting Distance of School	1						1
Spotlighting	3	15	1	1	7	2	29
Wildlife Importation without Permit						1	1
Illegal Trapping	1	1	3	1	1	7	14
Uncased Firearm	5		3	5	1	6	20
Without Permission	27	20	13	21	58	14	153
Bear, Feeding		7			4		11
Bear, Illegal Possession of Wildlife or Parts Thereof		2					2
Hunt After Killing Legal Deer			2	2	3	1	8
Failure to Submit Bear Tooth			30				30
Illegal Hours for Hunting Turkey			1	1			2
Illegal Killing or Taking of Protected Birds			1				1
Illegal Shooting Distance of Vehicle			5	5	8	1	19
Uncased Bow			1		3		4
Hunt Under the Influence			1	3	1		5
Underage Hunter without Adult			1	1		1	3
Interference with Hunter/Trapper					1		1
Game Check Violation				1	4		5
Illegal Killing or Taking of Migratory Bird						2	2
Brandishing Deadly Weapon						1	1
Hunting Migratory Birds without HIP						1	1
Hunting Migratory Birds with Unplugged Gun					1		1
TOTAL HUNTING:	219	200	246	161	404	188	1418

LAW ENFORCEMENT

REPORT OF PROSECUTIONS BY CHARGE FY 2017-2018

HEADING AND CHARGE	DISTRICT						TOTAL
	1	2	3	4	5	6	
FISHING							
Fishing During Closed Season	1						1
Fishing without Permission	11	1			2	5	19
Taking Fish by Illegal Methods	3	1	4		4	6	18
Using Prohibited Bait in Restricted Areas	1	3	7				11
Fishing in Prohibited Area without Class Q	2		1	1	13		17
Access Site Violation, Alcohol		22	1		5	2	30
Access Site Violation, Unauthorized Use of		15			1	1	17
Access Site Violation, Litter		1			4		5
Exceed Daily Creel Limit		1	7	3	7		18
Illegal Possession of Fish, Minnows and Aquatic Life		2	1				3
Fishing within Illegal Distance of DNR Personnel Stocking Fish					2		2
TOTAL FISHING:	18	46	21	4	38	14	141
BOATING							
Create Wake in No-Wake Zone	1		12	1			14
None or Insufficient Equipment	1	4	6		19	5	35
None or Insufficient Number of PFDs for Children Under 12							
None or Insufficient Number of PFDs	21	17	73	9	79	28	227
Improper Location or Spacing of Numbers	1		1		1	1	4
Operation of PWC during Illegal Hours	1		1				2
Reckless Operation	3		8		3	2	16
Operating Boat without Required Boater Safety Card	3		10		2	2	17
Pulling Skier without Observer	4		7		1		12
Boat without Registration Card	7		3		22	2	34
Overload Boat, Passengers		1	3				4
Boat Under the Influence			7		11	7	25
Operation of PWC in Restricted Area			1		2	1	4
Insufficient or No Throwable Device			2				2
PWC Jumping Wake of Another Boat			1				1
Tow or Operate Boat w/o PFDs			2				2
Tow without Approved Equipment			2				2
WHITEWATER							
Outfitter/Guide without License	1						1
TOTAL BOATING:	43	22	139	10	140	48	402
SOLID WASTE							
Open Burning, Air Pollution	11	18	30	6	19	13	97
Open Dump, Creating or Contributing to	3	9	52	1	35	8	108
Unauthorized Use of Dumpster	2	1	1	4			8
Waste Endangerment	41	22	10	5	11	8	97
Public Health Endangerment		1					1
Failure to Remove Door from Inoperative Refrigerator				1			1
Accumulation of Waste Tires without Permit				2	5	1	8
Unlawful Disposal of Waste Tires					3		3
TOTAL SOLID WASTE:	57	51	93	19	73	30	323

LAW ENFORCEMENT

REPORT OF PROSECUTIONS BY CHARGE FY 2017-2018

HEADING AND CHARGE	DISTRICT						TOTAL
	1	2	3	4	5	6	
WATER POLLUTION							
Allow Wastes in Water without Permit			1				1
TOTAL WATER POLLUTION:			1				1
Forestry							
Failure to Safety Strip Around Fire	6			1	4	7	18
Failure to Attend To or Extinguish Fire	5	3		2	4	4	18
Allow Fire to Escape					1		1
Throw Lighted Material on Road or Forest Lands	1	1	6	2	1	4	15
Burning During Fire Season without Permit	9	4	6	1	25	12	57
GINSENG							
Age				4			4
Dig Out of Season	2		1	10	2		15
Without Certification	2		1	2	5		10
No Dealer's License				2	2		4
Dig without Permission					2		2
TIMBERING							
Trespassing		1	1		4		6
Theft				2			2
Notification Failure					13		13
Timberling without License					13		13
TOTAL FORESTRY:	25	9	15	26	76	27	178

LAW ENFORCEMENT

REPORT OF PROSECUTIONS BY CHARGE FY 2017-2018

HEADING AND CHARGE	DISTRICT						TOTAL
	1	2	3	4	5	6	
GENERAL							
Conspiracy - Hunting	23	28	15	23	69	27	185
Conspiracy - Fishing			2		5	2	9
Conspiracy - Non-Hunting or Fishing	1		3	2	6	8	20
Bait Cervids/Wildlife in Containment Area		14			2		16
State Park Violations							
Trail Violation	4					1	5
Alcohol	4		1	1	4		10
Land Conveyance in Restricted Area	1		2				3
Vehicle Violation						1	1
Hunting			1				1
Litter					2		2
Possession of Controlled Substance					5		5
WMA Violations							
Alcohol	1	2	2		5	1	11
Possession of Controlled Substance					7		7
Burning in Restricted Area					2		2
Camping Violations		1	1	2	1	3	8
Destruction of Property		2	2		4		8
Land Conveyance in Restricted Area	5	3	3		2	3	16
Litter		2			4	1	7
Motor Vehicle Violations					1		1
Shooting Range Violation		1					1
Bait/Feed Wildlife			1	2			3
Outside Chapter 20							
Alcohol		1	6	1	1		9
Criminal		3	2	4	9	3	21
Domestic Animals		1					1
Motor Vehicle Violations	33	84	29	18	27	76	267
Illegal Possession of Controlled Substances	12	14	14	20	15	5	80
Illegal Possession of Firearms	2	4			2	3	11
Trespassing	4	5	5	3	7	1	25
National Forest							
Land Conveyance in Restricted Area		5	1				6
Hatfield-McCoy Recreational Area							
Alcohol				2	19		21
Riding During Illegal Hours				6	5		11
Litter				1			1
Riding without Helmets				11	55		66
Riding without Permits				10	36		46
Hunting from Conveyance					1		1
Land Conveyance in Restricted Area					4		4
TOTAL GENERAL:	90	170	90	106	300	135	891
TOTAL ALL PROSECUTIONS	574	648	791	430	1449	598	4490

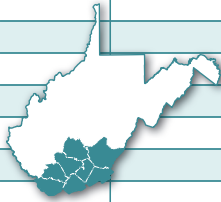
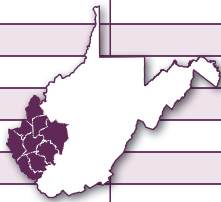
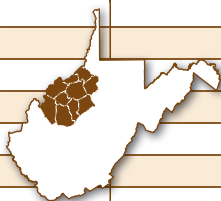
LAW ENFORCEMENT

REPORT OF PROSECUTIONS BY COUNTY FY 2017-2018

DISTRICT	TOTAL ARRESTS	TOTAL WARNINGS	COUNTY	NUMBER OF PROSECUTIONS	DISPOSITIONS OF PROSECUTIONS			FAILED TO APPEAR	PRE-TRIAL DIVERSIONS
					CONVICTED	DISMISSED	ACQUITTED		
1	681	1,423	Barbour	34	34				
			Brooke	41	39	2			
			Hancock	25	24	1			
			Harrison	101	78	23			
			Marion	72	58	12		2	
			Marshall	25	24	1			
			Monongalia	79	73	2		4	
			Ohio	46	41	2		3	
			Preston	78	77	1			
			Taylor	38	33	5			
			Tucker	23	23				
Wetzel	12	11	1						
				574	515	50	0	9	0
2	654	418	Berkeley	95	65	17		13	
			Grant	75	58	9	2	4	2
			Hampshire	75	58	14		2	1
			Hardy	99	74	22	1	2	
			Jefferson	104	95	5		4	
			Mineral	72	55	15	1		1
			Morgan	83	29	48		4	2
			Pendleton	45	40	3		2	
						648	474	133	4
3	799	1,014	Braxton	72	61	11			
			Clay	34	19	15			
			Lewis	132	116	15		1	
			Nicholas	149	106	43			
			Pocahontas	156	150	6			
			Randolph	78	76	2			
			Upshur	136	110	15		11	
			Webster	34	32	2			
			791	670	109	0	12	0	

LAW ENFORCEMENT

REPORT OF PROSECUTIONS BY COUNTY FY 2017-2018

DISTRICT	TOTAL ARRESTS	TOTAL WARNINGS	COUNTY	NUMBER OF PROSECUTIONS	DISPOSITIONS OF PROSECUTIONS			FAILED TO APPEAR	PRE-TRIAL DIVERSIONS
					CONVICTED	DISMISSED	ACQUITTED		
	468	1,031	Fayette	29	17	9		3	
			Greenbrier	69	51	13		5	
			McDowell	28	13	12	2	1	
			Mercer	81	41	34		6	
			Monroe	46	35	11			
			Raleigh	52	37	4		11	
			Summers	64	42	17		5	
			Wyoming	61	46	14		1	
			430	282	114	2	32	0	
	1,582	1,488	Boone	128	77	51			
			Cabell	123	31	92			
			Kanawha	242	68	173		1	
			Lincoln	73	34	39			
			Logan	291	83	206		2	
			Mason	267	201	66			
			Mingo	163	94	67		2	
			Putnam	52	26	25		1	
			Wayne	110	15	94		1	
1,449	629	813	0	6	1				
	783	838	Calhoun	36	26	10			
			Doddridge	34	32	2			
			Gilmer	20	6	14			
			Jackson	118	58	60			
			Pleasants	15	14	1			
			Ritchie	64	58	6			
			Roane	84	54	30			
			Tyler	59	54	5			
			Wirt	47	34	13			
Wood	121	78	42	1					
598	414	183	1	0	0				
STATE TOTALS	4,967	6,212		4,490	2,984	1,402	7	90	7

WEST VIRGINIA
state
parks



PARKS AND RECREATION

Samuel England, *Chief*



PARKS AND RECREATION

Overview

The mission of the Parks and Recreation Section, as contained in State Code, is to “promote conservation by preserving and protecting natural areas of unique or exceptional scenic, scientific, cultural, archaeological, or historical significance and to provide outdoor recreational opportunities for the citizens of this state and its visitors.”

The Parks and Recreation Section promotes conservation beginning with the mere existence and the ease of access to the public. Through proper management and protection efforts, the Parks and Recreation Section clearly demonstrates the conservation mandate. The system provides clean, well kept, inviting, safe and affordable outdoor encountering opportunities, and successfully preserves and protects more than 149,597 acres of West Virginia’s most premier real estate. Nearly 12,000 acres, distributed throughout the system, are developed lands with public recreational facilities.

The 152,000 acres of undeveloped land is overwhelmingly important to providing mostly undisturbed ecosystems on State Parks, which are enjoyed by around 7,000,000 visitors annually and set aside for generations to come. The philosophy of land protection was essentially non-existent when West Virginia state parks were first established. Today, the State Parks’ mission of preserving and protecting West Virginia’s greatest treasures cannot be overlooked and is even more important than when established. These protected lands are significant for providing specific necessary ecosystems that are not safeguarded anywhere else in the state. Additionally, the upper watersheds of many of the state’s rivers and streams are within the Section’s responsibility, helping to ensure healthy water supplies for the citizens within and outside of our borders. Hiking trails, as well as park and forest roads, meander quietly through areas providing tranquil settings for mental and physical health and for the enrichment of the visitors. These areas are treasured as important valuable resources by the citizens.

Moreover, this prime real estate adds significantly to the land values of surrounding privately owned lands, which contribute to the tax base of county governments.

The system is composed of 35 State Parks, nine State Forests and two State Rail Trails. West Virginia citizens enjoying State Parks and Forests represent 65 percent of visitors, while 35 percent were guests traveling from outside the state. The recreational opportunities provided by these areas are significant to the tourism industry in West Virginia. The Parks and Recreation Section is an economic stabilizer for tourism by offsetting economic fluctuations. State Parks protect and maintain a base of tourism during tough economic times, when entrepreneurial and private tourism activity suffers; and serves to buffer the negative consequences of lost tourist activity. As economic times improve, the system encourages these same private businesses to develop and cultivate; thus, the tourist base, being generally maintained, requires less effort to grow and prosper.

Equally important is the noteworthy contribution to the quality of life for the citizens of the state. State Parks, Forests and Rail Trails contribute significantly to the physical and mental health of citizen users. The unique areas are good for the economy, ecology and people – a winning trifecta. Recreational activities range from intense components such as downhill skiing and rock climbing, to more relaxed activities like golf, quiet campfires, picnicking, hiking and traditional park recreation. The facility inventory includes 799 lodge rooms, 360 cabins, 1,577 campsites, 144 picnic shelters and 549 playground units. State Park and Forest staff maintain more than 2,500,000 square feet of indoor space in more than 1,500 buildings with an average age of nearly 50 years. More than 1,400 miles of hiking trails are provided across 46 areas. Hiking has been identified as the primary gateway activity for new visitation to West Virginia State Parks and Forests.

Every State Park and Forest area contributes to the value of the State and the uniqueness of the system. The historical Cass Scenic Railroad and Blennerhassett Island State Parks provide a “step back in time” experience where visitors are able to travel by steam locomotive, or sternwheel boat, to a park environment demonstrating life in that era. Unique West Virginia treasures, such as the Blackwater Falls, the Babcock Glade Creek Grist Mill, Twin Falls Resort Pioneer Farm, and the Droop Mountain Battlefield CCC-era lookout tower are iconic representations for West Virginia. Exceptional scenic overlooks are protected at areas such as Hawks Nest, Cacapon Resort, Pipestem Resort, Babcock, and Carnifex Ferry Battlefield State Parks. The preservation of the impressive virgin forest at Cathedral State Park and representation of 18th century life at Prickett’s Fort State Park, while at the same time operating Stonewall, Canaan and Pipestem Resorts, represents the diverse mission of the system. The desirability of a Park area, as well as the system as a whole, is enhanced because of this individual uniqueness.

General Information

GUEST SAFETY AND SATISFACTION

Guests visiting West Virginia's State Parks and Forests have an overwhelmingly safe and satisfying experience. The Section is constantly assuring the appropriate operations of complex facilities such as trams, excursion boats, elevators, marinas, historic structures, pools, lakes, dams, water systems, sewage systems, and other similar important facilities offered for the care of and use by the public. The system provided recreation to nearly 7,000,000 visitors this past year with minimal incidents or safety concerns. Fundamental for marketing is the awareness that all the overnight facilities are considered overwhelmingly free from danger by the traveling public. A significant gauge of this success is the minimal incidents occurring on State Parks or Forests which escalate to the level of arrests or citations. Comment cards received at our State Parks and Forests have more than doubled since 2014 and shows a 94 percent rating of "Excellent" or "Good." Superintendents and their staffs are to be commended for providing outstanding guest service.

WORKFORCE

The State Parks and Recreation Section directly employs more than 400 full-time individuals and approximately 1,000 seasonal and summer staff. The employees are a consistent and dedicated workforce, motivated by the understanding of the value of Parks and Forests and the mission of the Parks and Recreation Section. This focus by the staff is integral to its success.

Approximately one-third of seasonal and summer staff are high school and college-age students gaining first-time work experience providing services at pools, campgrounds, restaurants, lodges and serving as summer Naturalists. Significant life skills are gained by these employees while learning the importance of West Virginia's natural resources and the State's tourism industry. They gain understanding of the importance of staying and investing in the State and developing a deep connection to West Virginia. Many citizens who have remained within the borders to make a difference as community leaders and invest a lifetime of commitment to betterment for the State, began as Park or forest student employees. Seasonal staff, who often return for employment annually, provide needed assistance as building and grounds maintenance, housekeeping, front desk clerks and office staff. Our mixture of full-time, seasonal, and summer employees contributes greatly to the efficient and effective operation of the system.

In addition to the staff working directly for the Parks and Recreation Section, the Economic Impact Study (discussed later in this report) revealed that the economic activity stimulated by visitation to a State Park or Forest supported approximately 3,209 full-time equivalent jobs in the state in FY17. The jobs resulted from the private businesses existing because a State Park or Forest operates in an area, such as an adventure outfitter utilizing a State Park or Forest, or because of the groceries, fuel, retail, restaurant, and other similar business utilized by State Park and Forest destination visitation. In terms of wages and income, the economic activity spawned by visitation to West Virginia State Parks and Forests was responsible for roughly \$91.6 million in salary income in FY17.

EDUCATION

With nearly 100 years of operating West Virginia's State Parks and Forests, we have acknowledged that our mission needs to increase emphasis on education and interpretation. Park and Forest Superintendents successfully interpret the resources available on the areas, along with providing a conservation message applicable to all the state's resources. To aid in this effort, Naturalists and Historical Interpreters are employed. This past year there were eight full-time and 17 part-time Naturalists who provided programming to a record number of guests. This education mandate is heavily aided by volunteer docents and Interpreters ranging from museum guides to bluebird box builders and programmers.

The system continues to improve on the quality of programming concentrating largely, but not exclusively, on interpretation of flora, fauna and natural history. A significant emphasis was placed on programming geared toward youth. Programmers and Naturalists are charged with implementing programs to include interpretive hikes, wildlife observation, water study, etc., and to engage visitors in discovering and understanding the outdoors through interpretative interaction. Energizing and encouraging families to get outside is a priority. State Parks and Forests are visited regularly by school groups. The areas are considered an outdoor learning laboratory, always available for nature study, specifically providing preservation of rare threatened and endangered species in unique ecosystems. The system operates nine museums and seven nature centers which are open year-round. Other nature centers, visitor centers and museums operate seasonally through the summer Naturalist program.

PARKS AND RECREATION

Finances

ECONOMIC IMPACT

In 2016, DNR commissioned a study to renew the understanding of the economic impact of West Virginia State Parks and Forests. A key finding of this study is that the total economic impact of the system annually ranges between \$160.5 million and \$189.5 million. Economic impact is a measure of fresh money infused into the State's economy that likely would not be generated in the absence of the park system. In other words, for every \$1 of general tax revenue provided to State Parks, \$13.15 on average was generated in fresh money that wouldn't be there if not for the operation of State Parks and Forests.

EXPENDITURES

The system employs a "User Pay-Public Benefit" model for operations. User fees for services and products generate revenue supporting the many public benefits provided by the system. Revenue generation accounts for 52.56 percent of needed costs for the system. The balance of funds for the system operation are provided by General Revenue, Lottery Account 3267 and Lottery Account 3277 (Park Improvement Fund). The FY17 total of all accounts equaled \$41,766,500. The General Revenue appropriation in FY17 was \$12,578,646 and is used solely for classified service salaries and benefits for majority of full-time staff within Parks. Lottery Account 3267 funds in FY17 were \$2,233,887 and are also used for Parks salaries and benefits, plus a small portion legislatively dedicated to the Pricketts Fort Foundation. Lottery Account 3277 monies amount to \$5 million per year. Of this, more than \$3 million is used for routine repairs, and the remaining is used for equipment replacement and major repairs to aging infrastructure.

REVENUE GENERATION

Revenue generated by system operations is held within the Special Revenue 3265 Account. Collections from FY18 ended approximately \$1,800,000 above last fiscal year for generated revenues. The increase in revenues was due to several factors including a rate increase, providing online cabin reservations, improvements in gift shop and souvenir sales, self-operation of Pipestem and Hawks Nest food service, camping occupancy improvements, spa operational improvements, and providing services and products at the quality level to ensure a return visit by our guests.

FUNDING

The greatest challenge facing the system is a lack of funding for operations and deferred maintenance. The 2009 Legislative Performance Review recommended an additional \$3 million for significant maintenance needs. Since 2009, however, new unfunded liabilities have increased and have exceeded \$3 million. These unfunded liabilities include funding for the Affordable Care Act, minimum wage increases, OPEB, and payments to other state agencies.

Recent estimates show that approximately \$100 million in new funding is needed for major repairs and alterations to bring State Park facilities to the standards expected by the visiting public.

BOND PROJECTS

Two bond projects are making an important impact for the system. The Cacapon Resort State Park lodge expansion was approved and funded with excess lottery funds. At the end of the reporting period, project bids were received and evaluated, awaiting an award and notice to proceed. The project will add 78 additional rooms, spa facilities, additional conference space, indoor pool and outdoor deck. The existing lodge facility will also be refurbished.

Excess lottery will also fund up to \$80 million of bond proceeds for projects throughout the system including lodge and cabin updates and redecoration, projects for improved accessibility, water and wastewater treatment upgrades, recreational projects, technology upgrades, infrastructure repairs, bathhouse improvements, and other similar improvements and repairs. This exceptional opportunity will provide immediate and long-term positive returns including higher guest satisfaction, greater guest safety, greater revenue production and achieving regulatory compliance. By the end of FY18, the system was well into the process of selling the bonds and preparing for expenditures of the proceeds.

DIVERSITY

It is important that the system cultivates a workforce representative of the people of West Virginia. To do so, Parks desires to increase the representation of minority groups in the workforce. There is a commitment to add employment minorities within the Division of Personnel framework that governs the selections for classified service.

AMERICANS WITH DISABILITIES ACT (ADA) COMPLIANCE

It is important that the system provides services, facilities and programs to all people in a safe and accepting environment. Most of the items identified in the original systemwide Americans with Disabilities Act assessment are complete, while smaller additional and ever-evolving needs remain and require funding. The excess lottery bonds will address many ADA needs.

Individual Area and Section Activity Reports

West Virginia Parks, Forests, and State Rail Trails differ from those in most other states because of the added role in filling a local recreational niche not available from local government. Many communities in West Virginia cannot afford to provide recreational opportunities such as tennis courts, swimming pools, picnic areas, and similar items that are a primary responsibility of city and county government in other states. Over the years, this function has come to be expected from local State Parks. Because of this and other factors, requirements for maintaining individual facilities are quite varied. Facilities range from the modern development at State Parks like Canaan, Pipestem and Stonewall to historical structures dating from the CCC days. Replacement and upkeep of aging infrastructure is a constant challenge. This section of the annual report will focus mainly on repair and improvement items.

AUDRA STATE PARK

Audra staff, along with the help of a human resource development crew, added electricity to 26 campsites. This also entailed setting a new transformer and adding a 1200-amp six-pole meter to the small bathhouse. This brings the total electric sites available in the Park to 39. Hand dryers were installed at the small campground bathhouse, a project funded through grants from Barbour County. The large campground bathhouse was painted on the inside, installation of a new water line was started to the campground, and a covered front porch was added to the campground store.

BABCOCK STATE PARK

The large wooden sluice which provides the water source for the Glade Creek Grist Mill was removed and completely replaced by Park staff. Four 4G LTE Wi-Fi routers were installed by staff at the campground and group camping shelter to improve Wi-Fi service for guests. Two cell signal boosters were installed in cabins where the signal was weak to enhance the cell service and boost the Wi-Fi service to cabins that were in need. Several new pedestal charcoal grills were installed to replace dilapidated units in both the cabin areas and picnic areas.

The lower level administration building room formerly used as a gift shop was refurbished and repurposed into a walkthrough Wi-Fi lounge area. This room now hosts a television tuned to the local weather, public seating, and table units for use by guests, while they use our complementary Wi-Fi service. A new TV/DVD player was installed in the foyer area of the administration building and will be used to display various pictures, videos and other information for guests. A 500-foot section of the main waterline supplying the campground bathhouse was replaced by the maintenance staff. Along with this new waterline, staff also installed an extra PVC conduit which will accommodate installation of fiber optic cable service to the campground bathhouse in the future. New picnic tables were designed and constructed through the Simulated Workplace Program.

Boley Lake received the “Gold Rush” stocking during the first week of April, which was a big success and was very well received by the visiting public.

BEARTOWN STATE PARK

Several broken boards were replaced on the boardwalk. The vault toilet was pumped, and the roof over the hand pump was removed to facilitate replacement.

BEECH FORK STATE PARK

The Park partnered with four county career technology centers as part of the DNR Simulated Workplace Program. The following projects were completed: installing tile in one shower house, new shingles on three buildings, removal and installation of concrete on swimming pool deck, construction of 20 picnic tables, and installation of HVAC units at the park headquarters. Twenty-five pounds of wildflower seeds were planted in two pollinator fields. The Moxley Branch, Four Coves, Lake View and Boat Dock rest rooms received a new coat of exterior paint, a project completed entirely by the volunteer Campground Hosts. The Park worked with the Department of Agriculture-Veterans and Warriors to Agriculture Program to install 11 honey bee hives to assist with pollinator fields. Successful Heron Festival and Make-It-Shine cleanup events were held with a tremendous turnout for both events.

BERKELEY SPRINGS STATE PARK

Massage therapists received training to provide new services at the Main Bathhouse that include hot rocks, Watsu, chair massages and paraffin wax dips. The Gift Shop at the Main Bathhouse was remodeled and stocked to update to a Spa Gift Shop. A new rubber membrane roof was installed on the pool bathhouse and snack bar with new exterior trim and gutters. On June 3, 2018, Morgan County received more than 6 inches of rain, causing major flooding. The main part of the Park, including the Park Office, Old Roman Bathhouse, Pool and Gentlemen’s Spring, were all under water. All facilities were reopened by June 8, with no major loss or damage. Special events hosted at the Park this year included the 44th Annual Apple Butter Festival, the Summer Concert series, several Art-in-the-Park events, monthly Mountain State Cruisers Car Shows, Morgan County Master Gardener Plant Fair, Easter Egg Hunt, Morgan County Back-to-School Bash, Berkeley Springs Zombie Walk, weddings, pool parties and many others.

PARKS AND RECREATION

BLACKWATER FALLS STATE PARK

Several lodge upgrades were completed this year. A new phone system was installed, and the exterior of the lodge was re-painted. Fiber optic internet service was added to the lodge, which drastically increased the Wi-Fi speeds for guest use. A new boiler system was installed, replacing the original 1950s era boiler, which will better regulate temperatures throughout the building, enhance guest comfort, and be much more energy efficient. Highspeed internet and cable televisions were installed in the 26 classic cabins. With late winter weather lasting into March, the sled run operation experienced its most profitable year to date. Revenues including lift tickets, food/retail sales, and winter equipment rentals, were \$208,932. This is a 171 percent increase over FY17. The Park implemented a reduced mowing/pollinator program which has reduced mowing by approximately 7 acres, and nearly 2.5 acres of that have been planted with wildflowers. The Park continued to work with local schools on Simulated Workplace projects. Tucker County High School, Rubenstein Center, and Elkins Mountain School were all involved in projects that included a storage building, picnic tables and cabin porch furniture. New displays were added to the Nature Center. Several interactive displays, a taxidermy exhibit and a new aquarium/terrarium were installed.

BLENNERHASSETT ISLAND HISTORICAL STATE PARK

The hydraulic lines on the Island Belle were changed from hard pipe to flexible lines that are easier to change in case of leaks. The island experienced some flooding in February 2018 which required cleaning mud and debris from the concession stand, rest room and gift shop. Other than losing gravel along the roads, the island experienced little to no financial loss from the damage as anything of value or importance is removed to higher ground, or off the island, at the end of each operating season. We witnessed an increase in participation in our Kids History Day Camp. The Mansion by Candlelight event was sold out with a total of 1,490 guests. This was an increase of 300 guests over last year's event. It was the first time we sold out of all available tickets. Maple Shade was painted by utilizing funds from the Foundation.

BLUESTONE STATE PARK

Bluestone State Park has undergone several upgrades to facilities that have been well received by guests. All cabins now have Wi-Fi capability, which allows guests to have the convenience of internet access for work and play without having to leave the cabin. The restrooms located at the Park Office/Headquarters were being upgraded and remodeled at the end of the reporting period. The bathroom in Cabin 8 was remodeled as the beginning of a project that will continue with the other cabins.

CABWAYLINGO STATE FOREST

Ten mini-split A/C units were installed in the CCC cabins. A culvert was installed in Spruce Creek Camp Ground to replace a bridge that was washed out. Cabin 7 was renovated with a new kitchen, bathroom, wiring and on-demand hot water tank. Other cabin area improvements included exterior renovations such as painting, log repair, correcting drainage issues and repairing entrance walks. The Indian Trail Log Shelter was rebuilt. Several Simulated Workplace projects were completed in the forest, including two information kiosks, a new building for firewood, foot bridge, welding and fabricating of a new bed for the dump truck, new cabin porch furniture, picnic tables and painting of a shower house.

CACAPON RESORT STATE PARK

The park installed drainage and new sand in 11 bunkers on the golf course. New grant-funded playground equipment was installed in the picnic area along with a donated 6'x12' log playhouse and an art board. New wainscoting was installed throughout the lodge hallways. The campfire area was rebuilt through an Eagle Scout project that included new benches, a new stone surface and a 4'x8' stainless steel table. On June 3, 2018, Morgan County received more than 6 inches of rain, which caused major flooding throughout the area including Cacapon Resort State Park. The entire park was closed for several hours on June 3 with all facilities reopening by June 6. Only minor damage occurred. The park planted another four acres of wildflowers for a total of 8 acres. Special events hosted at the park this year included July 4 Celebration, Irish Road Bowling, After Hours Summer Beach Parties, 1st Annual Morgan County Sheriff's Department and Cacapon Resort State Park Day Camp, Homecoming, Halloween Party, New Year's Eve Celebration, First Day Hike, Valentine's Package, Easter Egg Hunt, Cacapon Foundation Gala, Trail Cleanup Day, Playground Dedication, Earth Day Celebration, Hike Across West Virginia, and WV Gold Rush Trout Stocking.

PARKS AND RECREATION

CAMP CREEK STATE PARK

Camp Creek State Park and Forest held a Global Sustainable Aid Project (GSAP) micro-flush toilet training class with several other parks participating. With funding from the Camp Creek Foundation and the Bluefield Rotary Club, staff was able to replace the old pit toilets in the Blue Jay Campground with two micro-flush toilets. Staff added a new complete kitchen in the amphitheater, a project funded by the Camp Creek Foundation. In cooperation with the Bibbee Nature Club, two orchards consisting of a variety of apple trees, pear trees, and chestnuts were created in Wildlife Areas 8 and 10. Park staff marked the boundary line around Brush Creek Falls State Park. Camp Creek State Park special events were very successful with the largest-ever crowd at the spring Timbersports/Ramp Feast. In addition to this event, the Park also hosted a competitive equestrian trail ride, a birds of prey program, and the Annual Fall Festival.

CANAAN VALLEY RESORT STATE PARK

The major project at Canaan Valley Resort State Park for the fiscal year was the rehabilitation and new construction of a bi-directional pedestrian/mountain bike trail. The primary goal of the project was to create a state-of-the-art and marketable bike-optimized beginner-to-intermediate skill level loop trail that will meet the criteria to host a (NICA) National Interscholastic Cycling Association event. The trail is a 5.6-mile loop in the northeast section of the park. The trail will be built to (IMBA) International Mountain Biking Association specifications. The staff at the park worked in cooperation with DNR management, local mountain bike enthusiasts, DNR Geographic Information Systems Specialists and Biologists to make the project a reality. Numerous hours were invested over the year by all involved in the project, which was to go to bid just after the end of the reporting period. The project should be complete by August 2019. The project is the first step in making Canaan Valley Resort an IMBA-sanctioned mountain bike destination, which is expected to lead to higher visitation and occupancy numbers.

CARNIFEX FERRY BATTLEFIELD STATE PARK

Park staff completed an outdoor sink project at each of the five shelters, made possible with a grant from the Nicholas County Community Foundation's Seelinger Family Foundation Fund. As part of the project, staff installed more than 1,000 feet of new waterline, built and installed sink cabinets with metered faucets, stainless steel sinks and plastic countertops. Water faucets were also installed on each sink cabinet to aid in rinsing and cleaning of the picnic shelters. Two acres of new "Pollinator Areas" were prepped and planted with native wildflower seeds in May 2018. The Sign Shop produced 1,316 signs for FY18.

CASS SCENIC RAILROAD STATE PARK

The Park headquarters was moved from House 242 to the Company Store building. The new office area was rewired to accommodate the move and a computer room was created on the second floor. New period-correct merchandise was added to the Company Store stock. Extensive renovations were done to House 242 to convert it back to a rental unit. Staff renovated the bathrooms in House 139; replaced all the flooring and fixtures; renovated the bathroom in House 121; completed fence and boardwalk repair throughout the town; and excavated the area between the visitor's center and town shop to create a new parking area for the Company Store and restaurant. The excavated materials were used to create additional parking on the opposite side of Route 66 between the Company Store and Barber Shop. The park negotiated a new contract with the restaurant concessioner that allows for extended hours to better accommodate guests. Renovations in the Maintenance Shop created additional space for housekeeping staff, and the current house being used by that department will be renovated and added to the rental inventory. Special events included Cass Homecoming, Logging Days, Harvest Day Weekend, full moon hikes, photo workshops, Halloween celebration, Christmas in Cass and a 5K run.

CATHEDRAL STATE PARK

Cathedral worked with Preston County Schools on the Simulated Workplace Program by building picnic tables for the Park. Staff continued updating and replacing signs throughout the Park and continued to make small repairs to the Park facilities and trails. Shelter reservations increased over the previous year.

CEDAR CREEK STATE PARK

The fishing shed project was completed with the assistance of the West Virginia Department of Education/Calhoun-Gilmer Career Center as part of the Simulated Workplace Program. Seven small shelters were constructed and installed alongside ponds to provide shelter for fishermen and other park guests during times of inclement weather. Park staff constructed a 12' X 60' platform and installed a solar mat water heating system at the swimming pool area which proved very effective in elevating pool water temperatures. The pool pump motor failed on startup and was rebuilt by a local repair shop. Staff installed a new pump and wiring at well three and replaced the water line from the well head to the metering station. Trail upgrades continue along with the replacement of sign posts and signage throughout the park. Wildlife's "Gold Rush" trout stocking was a big success with most of the trout caught within the first few days.

PARKS AND RECREATION

CHIEF LOGAN STATE PARK

The most noteworthy job that was accomplished at Chief Logan State Park during FY18 was the relocation of the main offices to the Museum in the Park Building. All offices were moved to the newly renovated museum, and renovations included the addition of a new gift shop. The offices and gift shop opened May 14, 2018, and the changes have proven very successful. Another noteworthy project was the installation of the new chlorinator at the pool. Other projects included renovations to the showers at the campground, painting of all buildings in the Park, and paving of the main roads in the Park by WVDOH. The Park once again hosted the Irish Road Bowling competition; and as in previous years, the Park hosted the Annual Sue Browning Wildflower Hike, The Aracoma Story Productions, the Aunt Jennie Wilson Music Festival, Civil War Reenactment and Christmas in the Park.

CHIEF LOGAN LODGE

In the 11th year of operations, this facility's work with management and close planning with administration over the past year have shown sustainable increases in revenue, occupancy and property usage in general. Increasing services in demand, annual and new events, event packages and event pricing structures, along with hospitality training and initiatives, are leading the property to increased efficiency. A continued stabilization of revenues and business was achieved over the past two years, and this year continued to show measurable and sustainable signs of recovery. Management continues to work with the local Chamber of Commerce, County Commission, Convention and Visitors Bureaus, and many other organizations to increase tourism opportunities for the area. It is expected the opening of the cabins in May 2018 will bring business this coming year. The pavilion is still in the planning stages and will attract new business, adding to revenue and guest appeal. The connector road to the main Park proved to be a success with the guests.



Chief Logan State Park

COOPERS ROCK STATE FOREST

A complete overhaul of the McCollum Campground check in building was completed and McCollum, as well as the new primitive Rhododendron Campground, saw a large spike in campground usage and revenue. The main gate was opened a month earlier due to the early spring, it was a huge success with the public, and attendance was very strong. Monongalia County Technical Education Center built picnic tables which were used in creating four ADA and four regular picnic areas along the main road. The Coopers Rock Foundation secured a grant from the State Historic Preservation Office to stabilize the burned superintendent residence with work to be completed in 2019. The foundation also secured a grant to rehabilitate the Scott Run Hiking Trail including correcting drainage issues and new gravel trail tread.

DROOP MOUNTAIN BATTLEFIELD STATE PARK

The fencing, railings and walkways in front of the office were pressure washed and painted.

GREENBRIER RIVER TRAIL

During the reporting period, the southern 10 miles of trail saw another round of flash flooding. These damages were repaired by a local contractor. Volunteers funded and constructed a new camping shelter at campsite 9.5. Trail staff installed eight culverts and repaired 6 miles of trail surface.

GREENBRIER STATE FOREST

Seasonal flooding required rebuilding of the western service road, the Rocky Ridge Harvest Road, and the Twin Pines Trailhead parking area. A main water line break was repaired in the cabin area and repairs were made to the cabin water reservoir. Queen sleeper sofas were purchased and installed in all Classic Cabins. Campfire rings were installed at each cabin. Heat/AC mini-split units were installed in Cabins 9 and 12; Cabin 14 living room and kitchen were totally renovated; and a new deck was built for Cabin 9. The campground bathhouse was completely renovated. A large, multi-unit playground was installed in the picnic area. Crews from the Simulated Workplace Program completed projects including construction of four cabin woodsheds, one office sales woodshed, 15 picnic tables, and replacement of the campground bathhouse roof. The 3rd Annual GSF Disc Golf Tournament, Greenbrier County Scout Day Camp, and Battle of Dry Creek Civil War Re-enactment were held in the forest.

PARKS AND RECREATION

HAWKS NEST STATE PARK

The Vista Restaurant at Hawks Nest Lodge reopened for full service and catering on May 20, 2018. The restaurant operation is included in the overall operation of the park. In preparation for reopening, all major appliances were replaced in the kitchen; a new exhaust system, Ansul fire suppression equipment, and HVAC were installed. Infrastructure repairs and renovations included new LED lighting, new floor drains and upgraded electrical service. All new china, glass and silverware, as well as kitchen ware, were purchased. The dining room was renovated with new carpet and porcelain wood grain tile in the heavy traffic areas and elevator corridor. New lighting, tables, chairs, and artwork were added to the dining area and entrance foyer. The small elevated room in the dining room was enclosed and remodeled to provide an upscale board room with separate unisex restrooms attached. The main conference room in the lodge was renovated with new carpet in the main area, and porcelain tile in the elevator hallway, the entrance way and the stairwell. Overall lodge improvements included painting each guest room. The exterior landscaping and planting were improved in front of the lodge and more than 20 dead or dying, dangerous trees, mostly ash, were trimmed or removed throughout the park. New entrance signs were erected at both the eastern and western entrances to the upper Park area. The Canyon View Gift Shop received a complete upgrade from Park staff including a new drop ceiling and lighting, new floor tile, new wall display racks and fixtures, and new wall paint and trim.

Work was completed along the riverfront area. In cooperation with the Wildlife Resources Section, the Hawks Nest team performed major clearing, grubbing, and drainage improvement at the boat launch site and parking area. New culverts were installed, and grading was completed. A new walkway and ramp to the Nature Center and Gift Shop was constructed. The first Simulated Workplace project was completed with the Fayette County School of Technology. All four aerial tramway cars were completely patched, primed, and painted by the school's auto body shop.

HOLLY RIVER STATE PARK

A new sewage system was installed to service the pool, Superintendent's residence, Park office/restaurant, maintenance shop, picnic pavilions and campground. Fourteen of the 20 old rock-style water fountains were repaired and are now serviceable. The Simulated Workplace Program built nine firewood boxes for installation throughout the Park. The high school students also built 10 fire rings for the cabins.

KANAWHA STATE FOREST (INCLUDES FORKS OF COAL NATURAL AREA)

A small gift shop was added to the existing office at Kanawha State Forest in anticipation of the move to the new office. The forest office layout was rearranged to accommodate the gift shop displays, including firewood and ice for picnickers. Most of the concrete block was laid for the Dunlop Hollow Restroom. The main bathhouse in the campground was rewired by Carver Career Center and brought up to current electrical code, additional capacity was added to accommodate better heaters for the shoulder seasons, and LED lighting was installed throughout the bathhouse. Seven of the nine rentable picnic shelters were painted. Water lines were replaced to Shelters 3 and 4. Through the assistance of the Simulated Workplace Program, Carver Career Center constructed a storage building; and Boone Career and Technical Center constructed 20 new picnic tables. The tables were put in the most popular shelters.

At Forks of Coal, a temporary power supply was established at the parking area to accommodate Foundation events. An additional kiosk was built to display the plans and conceptual drawings for the planned Claudia L. Workman Interpretive Center.

KUMBRABOW STATE FOREST

The stairs and boardwalk leading to Mill Creek Falls was completed. A new shake roof was installed over a hand pump at the cabin area. Cabins 2, 5 and 6 were painted, and a privacy fence was built around the propane tank at Cabin 5. The porch on the supply building at the cabin area was replaced. New roofs were installed on two vault toilets. Exterior furniture at the cabins was refinished. Repairs were made to the low water bridge at the campground after the front section was damaged during flooding.



Kumbrabow State Forest

PARKS AND RECREATION

LITTLE BEAVER STATE PARK

Staff replaced the fence along the wall above the administration building, graded and graveled roads to group campsite and Shelter 3, and improved several campsites in the first campground loop with gravel. Other projects included repairing the sidewalk in front of the Administration Building, initial daylighting around several picnic shelters, and the road around the lake. The boat dock was re-decked with composite lumber. Several well-attended special events were held during the year.

LOST RIVER STATE PARK

The major accomplishment during this reporting period was completion of the water line project that involved replacing all water distribution lines in the Park. A completely new system was installed to replace the old galvanized lines that dated back to the late 70s. The Park was added to the online reservation system and cabin revenues increased. Wireless internet access was installed at the main park office and swimming pool. The Lee House exterior was completely painted, and all window frames were repaired. New see-saws were installed near the recreation building. A new footbridge was installed at the upper shelter area, along with a larger one, leading to the historic Lee House. Many Simulated Workplace projects were completed at the Park. They included a steel park gate to replace an old wire cable gate, 20 new park picnic tables, and solar power sign lighting for two main Park signs. The upstairs of Cabin 11 was renovated, the handrail around the Lee Sulphur Springs was dismantled and replaced, several cabins received bathroom and kitchen renovations, and three new tent campsites were established in the Park near the upper shelter area. The Nature Center was relocated to the main office building to be more convenient for guests.

MONCOVE LAKE STATE PARK

Electric service was extended to 10 sites in the campground. The pool motors were replaced, and a solar heating system was installed to heat the pool, which proved to be extremely successful. Simulated Workplace projects included construction of a campfire ring and the first phase of construction for a performing arts stage. The new sewage treatment plant was installed. A new backwash storage tank was installed for the public water system. The annual Moncove Lake Kid's Fishing Derby and the 6th Annual NWTJ JAKES Day events were hosted by the park.

NORTH BEND RAIL TRAIL

The Trail acquired a new 60 horsepower cab tractor with 12-foot rotary mower which enabled the crew to reduce mowing time by 80 percent. Two additional bike repair stations were installed, bringing the total up to three. The trail received a \$45,000 DOH grant to purchase two additional vault toilets. Tunnels 13, 12, and 10 were graded and resurfaced this year. Multiple culverts have been installed in problem areas to address drainage issues.



North Bend Trail Rail

NORTH BEND STATE PARK

The restaurant operations at North Bend have continued to improve under the supervision of the current food and beverage manager. The Quest program continued for another season, and the activities remain popular with the park guests. North Bend continued to work with the NRCS for a grant that would fund adding full hookups to existing sites at the Cokeley Campground. Work to upgrade the electrical service at River Run Campground was completed. Other work at the campground included raising the grade of some of the sites to prevent flooding during periods of heavy rain. Group business continued to be relatively consistent, with guests and visitors providing high marks in hospitality and customer service. The Parks Activities Coordinator continued to provide a high level of activities and interpretative opportunities to guests.

PARKS AND RECREATION

PANTHER STATE FOREST

Sandy Bottom Picnic Shelter was partially painted, a rock wall was re-built, several campsite parking pads were improved, and the car bridge at the campground was painted. A major landslide caused by local flooding near the swimming pool was cleaned up, the area stabilized and re-seeded.

PINNACLE ROCK STATE PARK

At Pinnacle Rock, the Camp Creek staff replaced wooden rails and painted the picnic shelter.

PIPESTEM RESORT STATE PARK

To better serve guests, a group kitchen was installed at Mountain Creek Lodge, and new flooring was installed in the lounge area of Mountain Creek as part of the project. The main dining area of Mountain Creek was renovated by replacing the carpet with tile, the addition of wainscoting and a fresh coat of paint. All decking timbers were replaced around the Mountain Creek Lodge that lead to the guest rooms. The McKeever Lodge lobby and gift shop were given a facelift by adding decorative stone work, simulated wood tile, and rustic accent boards along with new carpet. The 3rd and 5th floor chillers underwent some major repairs. Several rooms throughout McKeever Lodge received painted accent walls. The Black Bear menu was changed to serving several types of pizza, and a bar was installed. A dock/loading ramp was constructed at McKeever Lodge. A major landscaping project was completed at McKeever Lodge, Headquarters, 18-hole Pro Shop, Canyon Rim Center and the main park entrance. Roof repairs were made at the amphitheater, women's bathhouse at the campground, and the cottage supply building. New HVAC systems were installed at five cottages. Repairs were made to the 18-hole golf course irrigation system due to lightning damage. To meet code, extension railings were added to the existing railings on McKeever Lodge balconies. Approximately 300 box springs and mattresses were replaced at Mountain Creek Lodge, McKeever Lodge and the cottages. Park photos and informational signs were added to the indoor pool area to help promote activities that are offered to the public. The LED light project continued in the cottage areas. A new power line was installed to the front entrance lights. The Park received interpretive signs, gravel, stone and culverts through a Recreational Trail Grant. Employees at the Park began self-operation of four food venues and incorporated the State Parks Call Center into its operation.

PRICKETT'S FORT STATE PARK

Six outdoor concerts were provided free to the public during the reporting period. Weekly summer programs included the very successful "Kid's Days" and "Hearth Cooking" demonstrations. The office roof was replaced, and the porch ceiling was repaired. An access point was added to the crawl space on the "Job Prickett House." Duck nesting boxes were installed throughout the park. The boat launch area was cleared of debris by the WV Soil Conservation office with cooperation from DNR Fisheries. With funding secured by the Pricketts Fort Memorial Foundation, staff installed new playground equipment in the picnic area of the park.

SENECA STATE FOREST

A deck was built at Cabin 1; and the flagstone walk to the vault toilet was re-laid. The front steps at Cabin 2 were replaced; a ramp was built off the back-porch stoop leading to the water hand pump. A steel fire ring was installed at Cabin 3. The wood floors throughout Cabins 6, 7 and 8 were refinished. Refrigerators were replaced in two cabins. New mattresses and box springs were placed in three cabins. In the campground, culverts were cleaned, and minor road repairs were made after heavy rains struck this area. Twelve miles of hiking trails were blazed by volunteer help. The Fire Tower continued to be a popular overnight destination with occupancy over 90 percent. Numerous dead and dangerous trees were removed from the cabin areas and campground.

STONEWALL RESORT STATE PARK

For the 16th consecutive year, Stonewall Resort received the prestigious AAA-Four Diamond Award for Excellence. During the reporting period, the resort received a \$4.5 million renovation project that included flooring, furnishings, lighting and more for the lodge, restaurants and cottages. Improvements were made to the outdoor dining area with the addition of covered kiosks for outdoor serving stations and improved, festive outdoor lighting. Near the outdoor dining area, a lake viewing platform and boardwalk past the outdoor pool were added to link the boardwalk trail to the Lakeside Nature Trail. A new ground bridge was built on the Lakeside Nature Trail to traverse a small wetland; and a new section of trail was constructed to provide a path to the clubhouse. A second four-bedroom cottage was constructed in the new cottage area. The aging rental boat fleet was replaced with new pontoon boats and two-person Craig Cat recreation boats. A new three-court tennis and pickleball area was constructed. Briar Point General Store opened to provide a variety of supplies for campers and guests.

PARKS AND RECREATION

TOMLINSON RUN STATE PARK

An anonymous \$50,000 donation was used to purchase 56 new bunk beds and 112 new mattresses for the Group Camp. All 10 group camp cabins were completely re-wired. All cabins were upgraded with LED lighting, ceiling fans and repainted floors. Four campground campsites had hammock poles installed for hammock camping. Wi-Fi was installed at the swimming pool area for guests.

TU-ENDIE-WEI STATE PARK (Point Pleasant Battle Monument)

Tu-Endie-Wei received some much-needed maintenance help via the Simulated Workplace Program. Two logs were replaced on the Mansion House Museum. Materials were purchased for the schools to perform more extensive repairs to the building in FY19. Picnic table materials were purchased by the park, and tables were built by the high school program. All trash cans were replaced throughout the park. A new video surveillance system was installed inside the Museum. Two new laminate swings were donated by local charitable groups.

TWIN FALLS RESORT STATE PARK

In a major renovation project, the restaurant kitchen floor was replaced due to leaks that were causing structural damage on the floors below. This involved removing all equipment and then removing the old floor. While the floor was out, staff took the opportunity to correct electrical and plumbing problems that were hard to get to with the equipment and floor in place. A new poured floor was installed, including epoxy layers above and below the gravel that completely sealed the floor up to 4 inches above grade. The beams that surround the lodge roof had moved over time and were stabilized by bolting down into the roof decking and imbedding bars in the joints of the beams. This involved cutting and repairing holes in the roof membrane where the bolts were placed. During the Boy Scouts National Jamboree, the Park hosted more than 600 scouts over five days for one day of community service each. Along with our staff supervising, these Scouts built 1 mile of new hiking trail to connect Summit Trail with Buck Run Trail. Staff built new decks on two cabins and installed new metal roofs on two additional cabins.

TYGART LAKE STATE PARK

DNR awarded a contract to remodel the Tygart Lake State Park boat ramp area. The parking lot is to be expanded to provide spaces for more than 100 boat trailer and vehicle combinations. The boat ramps will be widened to allow two launches simultaneously, with one ramp being extended to allow for launching during lower water levels in the spring and fall. Both ramps will have an ADA ramp leading to a courtesy boat dock. Construction on the project started December 2017, with a planned completion date shortly after the end of the reporting period. Plans are being developed for additional lodge room remodels, ADA roll-in shower rooms, lodge lobby remodel, cabin remodels, Wi-Fi expansion throughout the Park and a patio area at the lodge with a fire pit. The National Boy Scout Jamboree sponsored 50 scouts to visit the Park and volunteer a day to aid in Park cleanup. They were very successful in helping remove debris from the cabin and campground areas. Tygart Lake State park conducted several other cleanups to help remove flood debris from the beach and shoreline during the summer. Numerous special events were successfully held at Tygart Lake State Park throughout the year including: Irish Road Bowling, Fall Festival, Haunted Hay ride, Red Skelton impersonator, Murder Mystery Dinner, and the addition of a big screen and projector for showing movies inside and outdoors during the summer. The marina operator added a 125-person cruise boat offering daily cruises, dinner cruises, special event cruises and sunset cruises. Fred Eberle Technical School constructed 25 new picnic tables that were placed in the Park. Several cabins had the floors stripped, sanded and varnished. Ten Pollinator Zones were designated, signs were placed, and wildflower plots were planted in several of the areas.



Tygart Lake State Park

VALLEY FALLS STATE PARK

An interpretive sign that tells the entire history of Valley Falls was updated with new narrative and pictures of the falls as a background and additional historical photos. The entire sign was covered with a new piece of glass. The Park Foundation purchased a pre-built building that will be the future permanent location of a gift shop to replace the gift trailer the foundation has been operating the past four years. At the end of the reporting period, Park staff was in the process of preparing the site for the new building. Two information kiosks were built as part of an Eagle Scout project. These kiosks will include the Park map and additional park information. Staff removed more than 15 ash trees that had succumbed to the emerald ash borer, a project that will unfortunately continue for years to come.

WATOGA STATE PARK (includes Calvin Price State Forest)

Twelve more campsites at Riverside Campground were improved. Sites were leveled with fill dirt and graveled over. Dangerous trees were removed from around the swimming pool, campground and the Superintendent's residence. The upper bathhouse at Riverside Campground was remodeled, including new showers and ceramic tile throughout. Four classic cabins were remodeled by a contractor, a project that included new decks, kitchen and bathroom remodeling. The activity building received new chairs, tables and two new entry doors. Beaver Creek campsites were improved by removing old stumps, rocks, bushes and trees to enlarge campsites, and all 12 electric sites were leveled and graveled. The outside of the Activity Building and the picnic shelter were painted. A new sewer plant was installed at Riverside Campground.

WATTERS SMITH MEMORIAL STATE PARK

Metal roofing and gutters were installed on Pioneer and Oak Ridge Shelters. Food preparation tables and additional seating were constructed at each shelter. New grills were installed. The farm barn located near the museum received new siding on two heavily weathered sides and interior floor repairs. A long-overdue project involving the repair of the Scales House was completed. Two exterior porches of the Smith Home were replaced, a project that included necessary structural repairs. Removal of ash trees killed by the emerald ash borer continued to dominate much of the fall, winter and early spring months. A wildflower plot was planted near the main entrance. The park hosted a JAKES Day event, annual mountain bike race, and United Way trail race. Local cross-country teams continued to use the park for training. Recreational trail running continued to grow in popularity.



Watoga State Park

WVDNR

PLANNING,
ENGINEERING AND
MAINTENANCE

Bradley S. Leslie, *Chief Engineer*



PLANNING, ENGINEERING AND MAINTENANCE

The Planning, Engineering, and Maintenance Section (PEM) serves the Division of Natural Resources through many functions. PEM is responsible for the proper planning of all significant capital improvement projects as well as major maintenance projects; all construction or consulting related to bidding documents and overseeing their ultimate proper disposition through the Division of Purchasing; and represent the agency as the owner, for all significant construction and architectural/engineering projects, by providing administration for these contracts.

The Planning Engineering and Maintenance Section is also tasked with assisting in and ensuring the compliance of federal and state environmental regulations by all sections of the DNR. PEM maintains DNR's West Virginia National Pollutant Discharge Elimination System permits and provides support to the sub-agencies in their compliance, record keeping, and reporting.

PEM provides technical support primarily to Parks and Recreation and Wildlife Resources sections, as well as Administration and Law Enforcement. This support includes technical advice for building maintenance and improvements, environmental compliance, water and wastewater treatment, infrastructure repairs and improvements.

PEM is responsible for monitoring and maintaining certain systems as they relate to public safety. Proper inspection, maintenance, and repairs are required to maintain public safety for the agencies' dams, ski lifts, aerial tramway, surface lifts, and nautical vessels. This very important function of PEM is accomplished by striving to ensure compliance with codes and standards that are more stringent than state code in many instances.

PEM also works with FEMA and the State Division of Homeland Security following the occurrence of a state disaster to submit reports of damages and to see that the damages are repaired, and the state is properly reimbursed.

Substantially Complete Projects as of June 30, 2018

(completed between June 2017 and June 2018)

- Apple Grove Fish Hatchery Replacement of Ethylene Propylene Diene Monomer pool liner - construction
- Berkeley Springs State Park Pool Bathhouse Roof
- Blackwater Falls State Park Boiler Replacement
- Cacapon State Park Upper and Lower Dams Modifications
- Cacapon State Park Old Inn Renovations
- Canaan Valley Resort State Park Copper Removal System
- Canaan Valley Resort State Park Chiller Replacement
- Cass Scenic Railroad State Park Copper Removal System
- Chief Logan State Park Cabins Access Road Construction
- Chief Logan State Park Cabins Construction
- Chief Logan State Park Swimming Pool Repairs
- District #5 Office Buildout
- Edray Hatchery Roof Replacement
- Elkins Operation Center Generator
- Forks of Coal State Natural Area Infrastructure Development
- French Creek Education Building Roof Replacement
- Greenbrier State Forest Cabin Area Reservoir Liner Design
- Greenbrier River Trail Flood Repairs
- Greenbrier State Forest Water System Repairs
- Hawks Nest State Park Lodge HVAC Renovations
- Hawks Nest State Park Tram Tower inspection
- Holly River State Park Septic Systems Renovations
- Little Coal Boat Ramp and Parking Facility
- Lost River State Park Water Line Replacement
- Palatine Park Boat Dock Construction
- Palestine Fish Hatchery Water Supply Repairs
- Palestine Fish Hatchery Dam Repairs
- Moncove Lake State Park Wastewater Treatment Plant
- Moundsville Boat Ramp and Parking Facility
- Pipestem Resort State Park Cabin Area Wastewater Treatment Plant Replacement
- Pipestem Resort State Park Campground Electrical and Wastewater Upgrade - design
- Pipestem Resort State Park Pro Shop Roof Construction
- Pipestem Resort State Park Tram Gearbox Rebuild
- Plum Orchard Wildlife Management Area Lake Dam Repairs
- Ridge Hatchery Well & Pump Repairs
- Spring Run Hatchery Roof Replacement
- Tate Lohr Hatchery Water Supply Repairs
- Upper Mud River Wildlife Management Area Manager's Residence Roof
- Upper Mud River Wildlife Management Area Headquarters Roofing Project (Five Buildings)
- Watoga State Park Riverside Campground Wastewater Treatment Plant Replacement
- Watters Smith State Park Barn Stabilization
- Watters Smith State Park Pool Demo

PLANNING, ENGINEERING AND MAINTENANCE

Construction and Design Projects in progress as of June 30, 2018, or after

- Audra State Park Old Bathhouse Demo
- Babcock SP Water Line Replacement
- Beech Fork State Park Campground Electrical & Wastewater Upgrade
- Beech Fork State Park Lake Dredging
- Berkeley Springs State Park Main Bathhouse Remodel
- Blackwater Falls State Park Lodge Main Entrance Canopy
- Blackwater Falls State Park Lodge North Stairway Replacement
- Blackwater Falls State Park Lodge Pool HVAC
- Blackwater Falls State Park Wastewater Treatment and Collection System Repairs
- Bowden Hatchery Renovations
- Cabwaylingo State Forest Group Camp HVAC Renovations
- Cacapon Resort State Park Lodge Addition
- Cacapon Resort State Park Lodge Water and Sewer Improvements
- Cass Scenic Railroad State Park Wastewater Collection System Renovations
- Canaan Valley Resort State Park Golf Clubhouse Septic System Installation
- Canaan Valley Resort State Park Wastewater Treatment and Collection System Repairs
- Chief Logan State Park Water Line Replacement
- Conaway Run Dam Renovations
- District 2 Office Necropsy Lab
- District 2 Office Roof Replacement
- District 3 Office Painting
- District 3 Office Lot Paving
- Edray Hatchery Water Supply Repairs
- Elk River Wildlife Management Area Headquarters and Shop/Storage Building
- Elk River Boating Access Sites (Five Sites)
- French Creek Wildlife Center Trail Paving
- French Creek Animal Wildlife Center Heated Watering Boxes
- Frozen Camp Wildlife Management Area Headquarters and Shop/Storage Building
- Greenbrier State Forest Water Line Connection to the PSD
- Guyandotte Boat Ramp and Parking Facility
- Handley Wildlife Management Area Headquarters and Shop/Storage Buildings
- Hawks Nest State Park Lodge Structural Repairs
- Hill Crest Wildlife Management Area Shooting Range Renovation
- Neola Wildlife Management Area Building Repairs
- North Bend Rail Trail Culvert Repairs
- North Bend State Park Water Line Replacement
- North Bend State Park Lodge Landscaping
- Pipestem Resort State Park Upper and Lower Tram Structural Repairs and ADA Improvements
- Pipestem Resort State Park Wastewater Treatment and Collection System Repairs
- Pipestem Resort State Park Splash Park Construction
- Reeds Creek Hatchery Sludge Removal Project
- Reeds Creek Hatchery Raceway Repairs
- Rollins Lake Dams Repair
- Summersville Lake Wildlife Management Area Headquarters and Shop/Storage Buildings
- Tomblin Wildlife Management Area Headquarters and Shop/Storage Buildings and Elk Observation Tower
- Tomlinson Run State Park Bathhouse
- Tomlinson Run State Park Wastewater Connection to PSD
- Turkey Run Dam Repairs
- Twin Falls Resort State Park Structural Repairs
- Tygart Lake State Park Boating and Parking Improvements
- Tygart Lake State Park Lift Station Repair
- Tygart Lake State Park Landslide Repair
- Wallback Wildlife Management Area Roof Repairs
- Watoga State Park Cabin Renovation Project
- Winfield Boat Ramp and Parking Facility



WILDLIFE RESOURCES

Paul Johansen, *Chief*



WILDLIFE RESOURCES

The Wildlife Resources Section (WRS) is responsible for the management of the state's wildlife resources for the use and enjoyment of its citizens. The primary objective of the Section is to maintain and perpetuate fish and wildlife at levels compatible with the available habitat, while providing maximum opportunities for recreation, research and education.

Administration

OUTREACH

The WRS staff devoted considerable time assisting conservation and civic clubs, schools and communities with various wildlife-related inquiries and informational needs. These activities included working with the following organizations and events: Boy Scouts, 4-H clubs, Envirothon events, sportsmen's clubs, hunting and trapping-based clubs, nature tours, outdoor and hunting shows, fairs, training schools and the National Hunting and Fishing Days Celebration. Cooperation was given to universities and colleges by staff serving as guest lecturers. The agency worked in close cooperation with the West Virginia University Extension Service in conducting "Venison 101 Workshops" around the state. More than 150 classes and lectures on conservation were presented and more than 100 sportsmen's meetings were attended. Numerous interviews were given to TV, radio and print media.

In 2017–2018, more than 200 hunters had deer scored by an official WVDNR scorer. During the 2017 hunting season, 79 bucks met the requirements of the WV Big Buck Certification Program. An additional 15 bucks from previous years were officially scored and met requirements for a WV Big Buck Certificate. There are 17 DNR staff throughout the state who are certified as Official Scorers by the Boone and Crockett Club and/or Pope and Young Club.

On March 12–13, 2018, public meetings were held at 12 locations around the state to present proposed regulation changes. These meetings provided an opportunity for the public to interact with agency personnel, provide recommendations, and ask questions that related to these regulation proposals and other agency programs.

Special youth hunting opportunities were provided for waterfowl, squirrel, turkey and white-tailed deer. These hunts provided excellent opportunities to introduce youth hunters to the Mountain State's rich hunting heritage.

The West Virginia State Wildlife Center continues to excel as an outdoor educational facility. More than 44,521 visitors and 120 schools, churches and other groups visited the facility in 2017. The center also offered several special events, including Groundhog Day, West Virginia Day, and a primitive, camp-style "Rendezvous." Attendance for the Rendezvous totaled 965 for the two-day event and provided visitors with an interactive glimpse into more than a century of primitive living. In addition, the Spooky Night Tours event was marked by 1,271 visitors October 21, 2017, shattering the previous record for single day attendance of 1,079 in 2015.

Staff conducted or assisted in more than 25 fishing education events involving more than 2,000 participants. These events included National Fishing and Boating Week, Hooked on Fishing Not on Drugs, Outdoor Classrooms and Becoming an Outdoors-Woman.

Information and Education staff gave 20 presentations to approximately 960 people. Staff worked at Junior Conservation Camp and wrote and administered the Wildlife Exam for the West Virginia Envirothon. Personnel edited, proofed, and updated the hunting and fishing regulations in print format and on the website. Staff reviewed and coordinated web updates for the Section and helped with writing, editing, and proofing the West Virginia Wildlife Calendar and legislative rules. Staff coordinated with the Department of Commerce Marketing and Communications for the publication of various brochures.

Lottery proceeds were used to place advertisements with radio, television, newspaper and magazines. This promotes hunting and fishing throughout the state, the National Hunting and Fishing Day event, and the West Virginia State Wildlife Center.

The WRS sponsored the West Virginia Wildlife weekly, 90-second TV segment, shown on six newscasts on two stations, in the Charleston-Huntington-Beckley market. The shows can be viewed on the WCHS-TV website. The weekly "West Virginia Outdoors" and "DNR Report Radio Programs" with Chris Lawrence were broadcast over 17 MetroNews-affiliated stations throughout the state.

WILDLIFE RESOURCES

CAPITAL IMPROVEMENTS

The WRS continued its successful capital improvements program to enhance opportunities for hunters, anglers and other wildlife recreationists. Funds for capital improvements are primarily derived from 10 percent of the hunting and fishing license revenues and from the purchase of Conservation Stamps. This program provides facilities such as wildlife management areas, shooting ranges, fishing and boating access sites, physically challenged accessible hunting and fishing facilities, fish hatcheries and dam improvements.

The year's major accomplishments were:

1. Installation of pond liners at Apple Grove State Fish Hatchery, Mason County, to allow continued production of warmwater fish species.
2. Repair of the feed storage roof at Spring Run Hatchery near Dorcas, Grant County.
3. Increased public access to the West Fork River at Good Hope by creating a parking lot and carry down path near West Milford, Harrison County.
4. Improved access to the Ohio River by repaving the Ravenswood Fishing and Boating Access Site, Jackson County.
5. Repair of the water supply pump and reservoir at Palestine State Fish Hatchery to ensure continued fish production near Elizabeth, Wirt County.
6. Completion of District 5 office upgrades, including additional offices, lab space, and a hunter education classroom.

WEST VIRGINIA'S ARCHERY IN THE SCHOOLS PROGRAM

In the 13th year of operation, this program now reaches more than 325 schools. The agency's Law Enforcement Section began teaching the Basic Archery Instructor Training classes in Spring 2016. During FY18, DNR hosted five Basic Archery Instructor Training courses adding an additional 107 instructors to the program. The 2018 Archery in the Schools State Qualifying Virtual Tournament was held with 1,330 students from 74 schools participating. Of these participants, 490 students from 56 schools participated in the state tournament held at the Summersville Arena and Conference Center. West Virginia had 219 students from 34 schools participate in the National Archery in the Schools Tournament in Louisville, Kentucky. Additionally, four students representing four schools participated in the World Tournament, which was also held in Louisville, Kentucky.

HUNTERS HELPING THE HUNGRY

The Hunters Helping the Hungry (HHH) Program is a cooperative effort that involves the WVDNR, hunters, meat processors, Mountaineer Food Bank, Facing Hunger Foodbank, and a statewide network of more than 600 food pantries, shelters, churches, children's homes, and similar groups. Since its inception in 1992, the HHH Program has provided 979,549 pounds of venison to the state's hungry. In 2017 alone, generous hunters donated 554 deer producing 19,702 pounds of nutritious venison. In 2017, program costs were \$42,162.93. These costs were offset by donations from the annual "Share the Harvest Sunday," the "Governor's One Shot" fundraisers, and the generosity of private individuals. The WVDNR is prohibited from using license revenue to fund the HHH Program and must rely upon these generous funding sources to successfully operate the program.

NATIONAL HUNTING AND FISHING DAYS – STONEWALL RESORT STATE PARK

West Virginia's Celebration of National Hunting and Fishing Day is like no other event held in West Virginia, with hands-on learning opportunities for youth and adults regarding wildlife and outdoor recreation. The DNR teamed up with the West Virginia Wildlife Federation to promote and coordinate this event. More than 5,000 wildlife enthusiasts were in attendance to try their hand at archery, rifle and shotgun shooting, fly-fishing and bow fishing, to list only a few of the activities. In addition, attendees also had the opportunity to attend several wildlife demonstrations and visit approximately 75 vendors at the event.

OUTDOOR YOUTH CHALLENGE

The Outdoor Youth Challenge is held at West Virginia's Celebration of National Hunting and Fishing Day. During the two-day 2017 event, more than 1,000 young people were exposed to hands-on activities and displays that encouraged them to gain knowledge and experience about wildlife, hunting, fishing, firearms safety and outdoor recreation. Numerous door prizes were given, with two lucky recipients receiving a combination lifetime hunting, trapping and fishing license. DNR Law Enforcement personnel coordinate the Challenge with the assistance of WRS personnel.

WILDLIFE RESOURCES

Game Management

The Wildlife Resources Section Game Management Unit conducts habitat management and law enforcement activities on 92 wildlife management areas (WMAs) and eight state forests totaling 474,631 acres. Acquisition of public lands and unique habitats continues to be a priority, especially in targeted regions of the state. Fee simple additions, which were previously under lease arrangements, were made to Big Ugly WMA (5,411 acres). White Horse Mountain WMA (1,725 acres) was acquired in partnership with the Potomac Conservancy and an additional 1,195 acres was added to Seneca State Forest as part of a pipeline mitigation agreement. Conservation easements were acquired on Tomblin WMA (6,208 acres) and Laurel Lake WMA (4,633 acres) providing important public access and management opportunities in our elk management area.

An extensive wildlife management program was conducted on nearly 1.1 million acres of national forest land (composed of 14 Wildlife Management Area units) through a cooperative agreement with the U.S. Forest Service and DNR. State wildlife biologists and managers devote a significant portion of their time reviewing national forest scoping notices, timber sales, and providing technical input in the development of National Forest plans. Management issues are closely reviewed to ensure that our fish and wildlife resources receive the maximum possible benefit. Joint meetings with the U.S. Forest Service, West Virginia Division of Forestry, and the U.S. Army Corps of Engineers were held to coordinate management activities between the various agencies.

Management on our wildlife management areas and national forest lands is directed toward improving wildlife habitat for an array of species. Commercial forest management activities that created young forest and structurally complex habitat were conducted on 1,194 acres, with another 1,050 acres under contract or in the administrative stage, and 805 acres being cruised and marked. An additional 268 acres of non-commercial field border cuts contributed to our young forest creation. A total of 125 forested acres were chemically treated to enhance forest regeneration. Assessment of impact and mitigation for oil and gas exploration activities on WMAs consumed a large amount of personnel time.

Management activities also included planting 522 trees and shrubs for food and cover and pruning, releasing and/or grafting 26 acres of trees and shrubs. Within the U.S. Forest Service and DNR partnership, 97,000 tree seedlings were planted to restore old surface mine acreage.

More than 3,182 acres of wildlife clearings were mowed, and 237 acres of new clearings were established. Lime was applied to 218 acres and fertilizer to another 310 acres. A total of 651 acres were seeded to herbaceous vegetation, creating food plots and dove fields. Due to one of the wettest springs in memory, prescribed fire was only applied to 84 acres to retard plant succession and improve the diversity and abundance of desirable plants. Herbicide was used on 521 acres of field to control undesirable or invasive vegetation. Sharecropping agreements with local farmers were executed on 1,553 acres to maintain open land habitat; 69 waterholes were maintained to provide a year-round water supply for wildlife.

Water levels on 181 acres of wetlands were manipulated to encourage waterfowl use. One hundred ninety-five wood duck boxes and 189 other species nest structures were maintained.

A total of 484 miles of roads, 442 miles of trails and 19 vehicle and foot bridges were maintained. Road closures (gates) were installed and/or maintained at 626 locations.

More than 1,000 information and regulation signs were maintained or erected, and 79.1 miles of boundary was posted. Three hundred and ninety-six campsites, 11 boat ramps, 25 shooting ranges, 24 physically challenged hunter access roads, and 176 parking areas were maintained for public use.

The highly successful controlled waterfowl hunting program at McClintic and Greenbottom Wildlife Management Areas (WMA) continued to provide quality waterfowl hunting for West Virginia hunters. Approximately 41 waterfowl ponds and 22 shooting stations are maintained on the McClintic WMA, including two shooting stations for the physically challenged. A special controlled dove hunt was held on the South Branch WMA with 18 stations available for draw.

WILDLIFE RESOURCES

WILDLIFE DAMAGE AND NUISANCE ACTIVITIES

Thirty-six nuisance bears were destroyed and eight bears were relocated by Wildlife Resources Section (WRS) staff. An additional 40 bears were taken on crop damage permits. Hundreds of other bear complaints were resolved with harassment measures and/or removal of edible attractions. One hundred twenty-five bear damage claims were processed.

Thousands of additional calls regarding sick, injured or nuisance wildlife are handled annually. Calls about nuisance wildlife are often resolved by providing technical advice and recommendations, but many require capture and relocation or euthanasia of the offending animal.

The Wildlife Damage Control (WDC) agent program allows for businesses to be licensed with the DNR to take and dispose of nuisance wildlife. Thirty-eight businesses were licensed by DNR during 2017 as WDC agents. The DNR is assisting the USDA-APHIS Wildlife Services staff on a feral swine control program in West Virginia.

ENVIRONMENTAL REVIEWS

Wildlife biologists reviewed numerous projects that potentially impact wildlife and its respective habitat. Primary concerns are road construction, stream alteration and water withdrawals, hydropower projects, power line rights of way, gas line construction, oil/gas well sites, surface mines, and other construction projects. In numerous cases, recommendations have been made to alter project designs, thus reducing negative environmental impacts to fish and wildlife habitat and populations, as well as unique plant communities.

TECHNICAL ASSISTANCE

Interest in managing private lands for wildlife continues, and biologists are frequently contacted for technical assistance. Assistance ranges from general advice over the telephone to providing specific management recommendations. Approximately 600 staff days were spent providing technical assistance to private individuals and landowners.

REGIONAL, NATIONAL AND INTERNATIONAL COORDINATION

Many of the challenges and issues facing the WRS's Game Management Unit are shared by other states and agencies. Several regional, national, and international organizations exist to promote information exchange and multi-jurisdictional coordination. The WRS is an active member/participant in many of these organizations and their various committees. Notable organizations include: Association of Fish and Wildlife Agencies, Southeastern Association of Fish and Wildlife Agencies, Northeast Association of Fish and Wildlife Agencies, The Wildlife Society, Atlantic Flyway Council and Technical sections, Southeast Deer Study Group, Southeastern Cooperative Wildlife Disease Study, Eastern Elk Management Workshop, Eastern Management Unit Dove Technical Committee, and Appalachian Mountain Joint Venture.

WILDLIFE POPULATION SURVEYS AND RESEARCH

Twenty-five singing ground survey routes for woodcock were conducted in cooperation with the U.S. Fish and Wildlife Service. A ring-necked pheasant survey was conducted on the Hillcrest WMA. Three hundred eighty-four mourning doves and 500 Canada geese were banded in cooperation with the U.S. Fish and Wildlife Service, Atlantic Flyway States, and the Eastern Dove Management States to monitor populations and assist in establishing regulations. Black duck surveys performed in cooperation with West Virginia University and the Pennsylvania Game Commission, were completed with data analysis on schedule to be completed in FY19.

Harvest and biological data were compiled and analyzed for hunter-harvested big game species (e.g., deer, turkey, bear and wild boar), as well as hunter and trapper-harvested furbearers (e.g., beaver, fisher, bobcat and otter).

WILDLIFE RESOURCES

WHITE-TAILED DEER

West Virginia continues to be one of the favorite deer hunting grounds in the eastern United States. In 2017, deer hunters harvested 108,160 deer in the combined deer seasons. This is a 4 percent decrease from the 2016 harvest of 112,384 and 15 percent less than the previous 5-year harvest average of 127,803. The combined deer season harvest for 2017 is the 30th largest total deer harvest on record for West Virginia. The 2017 total deer harvest represents one deer killed for every 136 acres of deer habitat in the state, and a 58 percent decrease from the record harvest of 255,356 deer in 2002. From 1945 through 2017, 6,355,069 deer have been recorded as harvested in West Virginia. Fifty percent (3,207,204) of the total recorded deer harvest of the past 72 years has occurred in the last 20 years.

Deer are a keystone species in West Virginia's natural world and proper stewardship of our state's flora and fauna require that deer management be addressed on all lands. Special controlled deer hunts were held in 2017 at Blennerhassett Island State Park, Cacapon Resort State Park, North Bend State Park, Pipestem Resort State Park, and the Green Bank Observatory. The harvest of deer from these hunts was: 10 deer from Blennerhassett Island, 24 deer from Cacapon, 62 deer from North Bend, and 15 deer from Pipestem. Fifteen deer were taken on the Green Bank Observatory property.

Efforts to monitor and control the spread of chronic wasting disease (CWD) in free-ranging deer in Hampshire and Hardy counties continued. In the 2017 deer seasons, samples taken from 552 hunter-harvested deer were tested for CWD. Seventy-one samples were found to have the abnormal protein associated with CWD. CWD has now been detected in 332 deer in Hampshire County and six deer in Hardy County. In addition, samples pulled during surveillance have been positive in Berkeley and Mineral counties. The Virginia Department of Game and Inland Fisheries and the Maryland Department of Natural Resources have detected CWD positive deer adjacent to Hampshire County in Frederick and Shenandoah counties in Virginia and Allegany County in Maryland. In addition, the Pennsylvania Game Commission has detected CWD-positive deer in Bedford, Blair, and Fulton counties adjacent and north of Allegany County, Maryland.

Lowering encounter rates between infected and non-infected animals by prohibiting artificial supplemental feeding and baiting are generally accepted management practices for slowing the spread of an infectious disease among wildlife. Currently, in Berkeley, Grant, Hampshire, Hardy, Jefferson, Mineral and Morgan counties, it is illegal to bait or feed deer. In addition, hunters are prohibited from transporting dead deer or their parts beyond the boundary of Berkeley, Hampshire, Hardy, Mineral and Morgan counties except for the following: meat that has been boned out, quarters or other portions of meat with no part of the spinal column or head attached, cleaned hide with no head attached, clean skull plate (no meat or tissue attached) with antlers attached, antlers with no meat or tissue attached, and finished taxidermy mounts. To reduce the risk of spreading CWD to new areas, all West Virginia deer hunters are urged to use caution in spreading natural deer urine-based lures in the environment and asked to not place deer urine lures on the ground or on vegetation where deer can reach them.

A bowhunter survey has been conducted annually since 1995. This cooperative venture with the West Virginia Bowhunters Association is an excellent means of monitoring populations of game animals and furbearers as well as providing a method for bowhunters to report their observations.

ELK

Seventeen elk from Land between the Lakes in Kentucky and 46 elk from Arizona were released on the Tomblin Wildlife Management Area. With the elk from the previous year, and reproduction, there are approximately 90 animals in Logan and Mingo counties.

BLACK BEAR

West Virginia hunters harvested 3,158 black bears during the combined 2017 archery and firearms seasons. This is the third time the harvest has topped 3,000. The harvest of 2017 was 5 percent higher than 2016 (3,012) and is the second highest bear kill recorded.

One-hundred forty-three bears died as a result of being killed on highways, the result of illegal or marauder activities, or succumbed from other non-hunting causes (electrocution, mange, etc.). This is down 40 percent from the 244 non-hunting mortalities recorded in 2016. There were 63 deaths from vehicles in 2017 compared to 108 in 2016. There was one illegal death in 2017 (same as 2016). Miscellaneous deaths dropped from eight in 2016 to three in 2017. Bears killed for nuisance or damage activity (marauders) decreased from 127 in 2016 to 76 in 2017. The combined seasonal and non-seasonal deaths (3,298) is the second highest ever recorded in West Virginia.

WILD TURKEY

Spring gobbler season began in 1966 on our wildlife management areas and went statewide in 1968. Spring turkey hunters harvested 12,274 gobblers in 2018, an increase of more than 6 percent over 2017 and the highest in 15 years. Youth hunters harvested 431 turkeys during the one-day youth season on April 14.

For the second year, due to regulatory changes, all West Virginia's 55 counties had at least a one-week fall turkey season, which has a one bird, either sex, bag limit. Hunters harvested 948 turkeys, down 54 percent from 2016 and 23 percent below the five-year average.

The survey of wild turkey broods is an important aid in forecasting the statewide harvests and changes in the wild turkey population. The increase in brood production in 2016 corresponded to the 17-year cicada hatch of "Brood V." This additional food source helped increase recruitment rates to a level not seen since 1999, the last time this brood hatched. Spring turkey harvests were higher in the western part of the state in 2018 as these poults matured into adult gobblers.

The spring gobbler survey was conducted jointly by the Wildlife Resources Section and the West Virginia Chapter of the National Wild Turkey Federation. The survey serves as a means for hunters to report their observations and opinions about wild turkey management. It also allows biologists to track species and serves as a valuable tool to help monitor wildlife populations.

WILD BOAR

Hunters killed 91 wild boars during the 2017 season. The harvest was up from the 46 killed in 2016. The good mast conditions last year led to much better reproduction this year. Hunters were able to locate animals easier than in the past. The harvest was close to the 2015 numbers, which was the highest since 1997.

Firearm hunters took 25 boars (19 in Logan County and six in Boone County) and archers killed 66 (48 in Logan County and 18 in Boone County). Crossbow hunters accounted for 14 kills. Raleigh and Wyoming counties had no reported kills.

The Natural Resources Commission approved a new February season for 2019.

ANNUAL MAST SURVEY

Every August, cooperating personnel in the DNR rate the abundance of mast produced by selected tree and shrub species. Mast indices are then formulated for each species on a statewide and ecological region basis. This survey has been conducted annually since 1970 and is important information often requested by hunters. Mast abundance is also an important tool to forecast the annual big game harvests.

Compared to the 2016 survey, the mast index for all species combined was up. Last year hickory and walnut were scarce, but this year they were much more abundant. Hickory was up an incredible 285 percent from 2017 and walnut was up 183 percent. This year, white and chestnut oaks also rebounded from the poor performance of 2016, but black/red and scarlet oaks are nearly identical in 2017. Compared to last year, the index for all oak species increased. Statewide, chestnut oak had the largest increase at 106 percent of the oak species.

All soft mast species were above their 2016 production levels. Apple was up 102 percent in 2017 and had an incredible index of 78. Most of the apple trees in the state had very good production. Dogwood, crabapple, grape, and hawthorn also exhibited significant increases and will have an impact on hunting seasons and population dynamics this fall.

WILDLIFE RESOURCES

Fish Management

The Fish Management Unit is responsible for providing fishing opportunities to meet recreational fishing demand and for protecting and managing more than 98,000 acres of rivers and streams and more than 22,000 acres of public impoundments. Fish management efforts extend from enhancing fishing through fish stockings and developing habitat and research projects in West Virginia waters.

To meet this challenge, the program is divided into the following six areas.

1. Surveys and inventories of existing fishery resources, providing essential data to assess and develop management programs;
2. Protection of fish habitat, placing intensive efforts toward review and comment on various state and federal permits for proposed activities that could possibly impact public fishing waters;
3. Operation of nine fish hatcheries to enhance recreational fishing experiences through stocking;
4. Enhancement and development of fish habitat and improvements to water quality for increased recreational fishing and restoration purposes;
5. Development of public access to fishery resources, ensuring adequate public access to existing streams and lakes, and
6. Outreach and information development, providing the public with material concerning fishing and fish management programs.

FISH HATCHERY PROGRAM

The fish hatchery program is responsible for the operation and maintenance of seven cold water hatcheries, two warmwater hatcheries and two grow-out facilities. The fish hatchery program provides fishes to West Virginia waters for the purposes of fisheries enhancement, sustainability and reintroduction when warranted. The distribution of fishes from state hatcheries provides anglers with harvest opportunities beyond the sustainability of our natural systems.

Trout Hatcheries

In 2017, coldwater hatcheries in West Virginia stocked 930,353 catchable trout weighing 737,603 pounds (Table 1). The 2017 trout stocking year yielded near the annual hatchery production goal of 750,000 pounds. These trout were distributed to 73 impoundments, nine reservoir tailwaters, and numerous locations on 114 different streams. Annual trout stocking distribution typically includes approximately 1,500 individual stocking runs annually.

The average size catchable trout stocked into put-and-take managed waters in 2017 was 12.5 inches and weighed 0.79 pounds. The larger-than-average trout size resulted from adequate hatchery water supply over the stocking period which permitted trout to be transferred between hatcheries. Dividing trout between hatcheries reduces fish crowding and resulted in good growth rates. The federal hatchery at White Sulphur Springs was unable to provide trout during 2017 due to flooding in June 2016.

Trout stocking also occurred in 11 Class Q waters which provides fishing opportunities for handicapped anglers and children age 10 and under. These special regulation waters were stocked the first week of March and additional stockings were made at some Class Q locations.

Thirty-four waters received two stockings each during a two-week period in October 2017. The fall trout stockings are very popular and provide fishing opportunities through the fall and winter months until the spring stocking schedule begins.

Wild trout management continues to receive special attention in West Virginia. The program is divided into two major parts: protecting and enhancing native brook trout populations and stocking fingerling trout to establish and maintain wild trout populations. In 2017, 143,562 fingerling trout were stocked in various waters through the state (Table 2). Assistance from non-governmental organization groups and citizen volunteers are an essential part of the fingerling trout stocking program. The wild trout program provides anglers with year-round recreational opportunities in areas of West Virginia previously lacking such opportunities.

FISH HATCHERY PROGRAM CONTINUED ...

Warmwater Hatcheries

Warmwater hatcheries produced channel catfish, muskellunge, striped bass and walleye during 2017. A total of 182,439 fish were produced and stocked at various locations throughout the state. The warmwater hatcheries produced and stocked both fingerlings and advanced fingerlings. Fewer fish were produced and stocked by the warmwater hatcheries in 2017 due to major construction at the Apple Grove Hatchery. The Apple Grove Hatchery liner replacement project is now complete, and the facility is expected to be in full production during 2018.

Channel Catfish

Approximately 13,997 channel catfish fingerlings were reared at Palestine and Apple Grove hatcheries and were stocked into 22 waters. Approximately 2,000 pounds of adult channel catfish were stocked into 11 waters in June 2017 to provide enhanced family recreational fishing opportunities at community and State Park lakes (Table 3).

Muskellunge

Approximately 1,115 advanced fingerling muskies were stocked into Burnsville Reservoir, East Lynn Reservoir, Kimsey Run Lake, North Bend State Park Lake, Stonecoal Reservoir, Stonewall Jackson Reservoir, and Woodrum Lake. In addition, approximately 16,000 musky fry were stocked in the West Fork River (Table 3).

Striped Bass

More than 146,427 striped bass fingerlings were stocked into Bluestone Reservoir and Mount Storm Lake (Table 3).

Hatchery Improvements

Hatchery renovation activities began in 2017 with rearing pond liner replacement at Apple Grove Hatchery in Mason County and a water supply pump at Palestine Hatchery in Wirt County. Both were completed during 2018. Improvements for water supply and treatment are planned for additional hatcheries in 2018-2019. These plans are being developed to address several priority operational issues to maintain fish production levels.

FISHERIES AND HABITAT SURVEYS

Reservoirs

Black bass fishery surveys were conducted on five reservoirs in the state. Surveys at Beech Fork, Burnsville, Cheat, Mount Storm, and R. D. Bailey monitored population characteristics of largemouth, smallmouth and spotted bass. Annual operational schedules by the U.S. Army Corps of Engineers and owners of other large reservoirs require coordination between the WRS and agencies responsible for these reservoir projects to minimize impacts to fish and wildlife and recreational opportunities, if operational changes are implemented. These surveys provide the basis for determining management needs and evaluating management recommendations for these important recreational species.

Rivers, Streams and Small Impoundments

River, stream, and lake fishery surveys were conducted to assess population characteristics for a range of species. Key projects included: (1) trout population and habitat assessments in wild and native trout range, with a focus in the Chesapeake Bay watershed; (2) black bass surveys in the Kanawha, Ohio, and South Branch of the Potomac rivers; (3) black bass surveys in Big Ditch, Dents Run, Dixon, Dunkard Fork, Mason, Mountwood, O'Brien, Parker Hollow, Rock Cliff, Sherwood, Sleepy Creek, South Mill Creek, Teter Creek and Woodrum lakes; (4) fish community surveys on the West Fork River following removal of dams; (5) sunfish population, habitat assessments, and creel surveys on Dents Run, Dixon, Dunkard Fork, Mason, and Teter Creek lakes to better understand panfish management; and physical habitat assessments on four streams to evaluate future habitat enhancement projects.

Twenty-eight trout stream surveys were completed across the native and wild trout range. Of those, 16 were for Chesapeake Bay Brook Trout genetics assessment, eight were in acidified streams to assess the continued efficacy of limestone sand treatments, and four were with cooperative agencies for brook trout population presence assessment.

Fish Health Surveys

Fish health assessments are increasingly important components of fisheries management. Fish health surveys were conducted on the Kanawha and Ohio rivers for walleye and on North Bend State Park Lake and Middle Island Creek for muskellunge.

WILDLIFE RESOURCES

FISHERIES AND HABITAT SURVEYS CONTINUED ...

Ohio River Coordination

Fish management staff coordinated and participated in research and management activities on the Ohio River. These efforts included population assessments of blue and flathead catfish, black bass and sauger. Much of this work is guided by multiple state interests through the interstate Ohio River Fisheries' Management Team. Fisheries biologists also participated in the Mississippi Interstate Cooperative Resource Association's aquatic nuisance species planning efforts to minimize impacts upon West Virginia's aquatic resources.

A cooperative effort continued with Ohio River basin states and federal partners with monitoring populations of Asian carp species in the Ohio River. Activities include surveys to monitor population expansion, physical removal of fish, fish community surveys to evaluate potential impacts, larval tows to assess spawning, tagging Asian carp and tracking movements through acoustic telemetry, and the collection of eDNA samples to assess presence in upstream habitats. Analyses of eDNA in 2017 did not indicate the presence of genetic material for bighead or silver carp in the Pike Island or New Cumberland pools of the Ohio River.

Habitat and Water Quality Enhancement

Fisheries management staff continued habitat enhancement projects in 2017-2018. These projects included the successful fish attractor project using recycled Christmas trees. These trees were placed at Tygart (200), Cheat (100), Dents Run (30), Mount Storm (72), Summersville (150), Burnsville (150), Moncove (150), Beech Fork (150), and East Lynn (163) lakes. Many of these installations were in cooperation with local fishing organizations, the West Virginia Department of Environmental Protection Rehabilitation Environmental Action Plan, and the U.S. Army Corps of Engineers.

Other forms of habitat enhancements were created by fisheries management staff to improve lentic fish habitat. These included 80 spider block and a large wood debris reef created at Tygart Lake. At Summersville Lake, staff created 125 wood debris reefs, seven spawning benches, four rock piles and 30 spider-brush block structures. Large trees cut and anchored to shoreline areas were installed at Plum Orchard and Beech Fork lakes. Twenty-five catfish spawning boxes were placed in East Lynn reservoir.

An Aquatic Habitat Enhancement Cooperative Agreement with the West Virginia Natural Resources Analysis Center was implemented. Habitat assessment and analysis were completed for two projects planned for implementation in the summer 2018. Laurel Fork within Holly River State Park is the coldwater project divided into three distinct reaches for improvement of the stocked trout fishery through the campground. Follow-up work was completed in spring 2018 on Shavers Fork at Spruce, fulfilling a grant from the Eastern Brook Trout Joint Venture. An additional 700 rooted seedlings of black locust, hybrid poplar, and quaking aspen were planted to augment gaps and mortality from the 2017 effort.

The acidified streams treatment program continues with little changes from the past year. Nearly 5,500 tons of high-quality limestone sand was placed in more than 60 streams at 82 locations, improving the water quality of nearly 300 miles of impaired streams and 250 acres of small impoundments. As a result, these waters are considered restored to the point of being removed from the West Virginia Department of Environmental Protection 303d impaired waters list. Because of the program, four restored watersheds were subsequently proposed for catch-and-release regulation to protect the DNR's investment in 44 miles of high-quality native brook trout fisheries that have developed.

WILDLIFE RESOURCES

TABLE 1.

Total weight and numbers of catchable trout stocked by all seven (7) trout hatcheries during 2017.

DISTRIBUTION HATCHERY	RAINBOW		GOLDEN		BROOK		BROWN		ALL TROUT SPECIES	
	Weight	Number	Weight	Number	Weight	Number	Weight	Number	Weight	Number
Bowden	99,632	98,032	7,578	7,460	24,990	31,849	14,238	21,483	146,438	158,824
Edray	126,557	154,718	11,551	12,884	5,625	8,712	3,949	6,781	147,682	183,095
Petersburg	44,812	49,134	4,914	5,542	3,344	3,695	1,294	1,905	54,364	60,277
Reeds Creek	82,967	123,804	1,988	2,712	27,406	46,023	3,580	4,866	115,941	177,404
Ridge	28,304	36,561	3,118	4,287	26,724	32,229	0	0	58,146	73,076
Spring Run	84,896	92,339	7,753	8,705	24,004	27,235	5,384	7,942	122,037	136,220
Tate Lohr	70,933	103,957	3,494	5,201	14,719	26,036	3,849	6,262	92,995	141,457
TOTAL	538,101	658,545	40,396	46,791	126,812	175,778	32,294	49,239	737,603	930,353

TABLE 2.

Total weight and numbers of fingerling trout stocked by Bowden and Edray hatcheries during 2017.

PRODUCTION HATCHERY	RAINBOW		GOLDEN		BROOK		BROWN		ALL TROUT SPECIES	
	Weight	Number	Weight	Number	Weight	Number	Weight	Number	Weight	Number
Bowden	268	21,768					619	39,756	886	61,524
Edray	881	12,513			158	3,002	2,347	66,523	3,386	82,038
TOTAL	1,149	34,280	0	0	158	3,002	2,966	106,279	4,272	143,562

WILDLIFE RESOURCES

TABLE 3.

Total number of fry, fingerlings, advanced fingerling, and adult fish stocked by two (2) warmwater hatcheries and grow-out facilities during 2017.

SPECIES	NUMBER	SIZE	LOCATION
Channel Catfish	1,500	adult	Boley Lake (Babcock State Park), Cacapon State Park Lake, Cedar Creek State Park Lake, Chief Logan State Park Lake, Little Beaver Lake, Moncove Lake, Pendleton Lake (Blackwater Falls State Park), Longbranch Lake (Pipestem Resort State Park), Tomlinson Run State Park Lake, Watoga State Park Lake
Channel Catfish	13,476	fingerling	Big Ditch Lake, Camp Caesar Pond, Chief Cornstalk, Coonskin Lake, Curtisville Lake, Dog Run Lake, Elkwater Fork Lake, Indian Rocks Lake, Logan County Airport Pond, Mason Lake, McClintic Ponds, Miller Fork Pond, Moncove Lake, Newburg Lake, Pennsboro Lake, Randolph County 4-H Pond, Teter Creek Lake, Tracey Lake, Turkey Run Lake, Wallback Lake, Wirt County Farm Pond
Muskellunge	1,115	advanced fingerling	Burnsville Reservoir, East Lynn Reservoir, Kimsey Run Lake, North Bend State Park Lake, Stonecoal Reservoir, Stonewall Jackson Reservoir, and Woodrum Lake
Muskellunge	16,000	fry	West Fork River
Striped Bass	146,427	fingerling	Bluestone Reservoir, Mount Storm Lake

FISHERIES AND HABITAT SURVEYS CONTINUED ...

Fishing Tournament Coordination

More than 700 fishing tournament days were permitted in 2017. These occurred on more than 30 waters in the state.

Trophy Fish Citation Program

The Trophy Fish Citation program recognized anglers who caught 637 fish, representing 25 species in 2017. Of 13 waters (private lakes are counted as one water) yielding 10 or more fish citations, 81 percent were from streams and rivers, 11 percent from private lakes and ponds and 8 percent from public lakes. The Trophy Citation Program began in 1976 and has recognized more than 60,000 anglers for their outstanding catches. The 2004 Trophy Citation Program marked the first year of issuing length-only citations, in addition to the certified weight citation. This allows anglers to practice catch-and-release and still receive a trophy citation. In 2017, 409 length-only citations were issued.

The First Fish Certificate program was established in 2008 to recognize young anglers' first catches. The online certificate is a colorful, tangible way to record a youngster's first fish. The certificate can be completed with the angler's name, species of fish, date, and place of catch. The certificate can then be printed at home at no cost. The First Fish Certificate can be found online at www.wvdnr.gov/Fishing/First_Fish.shtm.

Fish Kills

The DNR requested financial reimbursement from responsible agents for one fish kill in 2017-2018. The kill occurred on Davisson Run in Harrison County October 10, 2017, from flocculant entering the stream. A total of 1,248 fish were killed resulting in a loss to the state of \$1,818.82.

Wildlife Diversity Program

ORNITHOLOGY

Species of Greatest Conservation Need (SGCN) Monitoring

Activities included: (1) nest box deployment and monitoring; (2) statewide monitoring of bald eagle nests for occupancy and productivity; (3) coordination and completion of the state Breeding Bird Survey; (4) coordination and compiling Christmas Bird Count; (5) monitoring of loggerhead shrike sites; and (6) ongoing data capture.

WVDNR/NRCS/WVU Cooperative Project

Funded two partner biologists with the U.S. Natural Resources Conservation Service (NRCS) working to implement the Regional Conservation Partnership Program on private lands targeting cerulean warbler and the golden-winged warbler.

WVDNR/WVU Loggerhead Shrike Coordination and Research Activities

Continued research on species occurrence and nesting success. Additional activities included trapping, banding, and feather/blood sampling of wild birds.

WVDNR/WVU Young Forest Project

Completed a second season of avian point count surveys on three wildlife management areas: Center Branch (Harrison County), Moncove Lake (Monroe County), and Bluestone (Summers County).

WILDLIFE RESOURCES

BUTTERFLIES

WV Butterfly Atlas

Field work was completed for the West Virginia Butterfly Atlas with monitoring or surveys for specific species. New this year: Olympia marbles (*Euchloe olympia*) were confirmed at the Putnam County site, with at least 10 individuals observed and common observation of its larval host plants.

Staff continues to provide technical assistance to 14 West Virginia State Parks with seeding recommendations and site preparation guidelines.

WV Wetland Butterfly Grant

West Virginia participated with Maryland, New Jersey, and Pennsylvania in a federal Regional Conservation Needs (RCN) grant that focused on the occurrence and habitat of wetland obligate butterflies. Staff generated ArcMap shape files for incorporation in the study's predictive model of occurrence and coordinated with the Maryland Department of Natural Resources on financial and project reporting, data sharing, and participant resources.

Monarch Butterfly Conservation

Served on two regional/national committees for monarch (*Danaus plexippus*) conservation: the technical steering committee for the Mid-America Monarch Conservation Strategy and chaired the Urban Conservation working group; on the U.S. Fish and Wildlife Service (USFWS) technical steering committee for the Monarch Butterfly Species Status Assessment. Served as the Northeast Association of Fish and Wildlife Agencies (NEAFWA) representative for both efforts and coordinated with and advised northeastern state's staff to inform them of needs and developments.

Planned and implemented a West Virginia Monarch Summit to determine conservation opportunities and needs with more than 75 stakeholders and partners for the species. Outcomes included a framework to develop a conservation strategy for monarchs in West Virginia, and identification of partners for planning and implementation. Drafting of a West Virginia Monarch Strategy is underway.

MUSSEL PROGRAM

Environmental Coordination and Technical Support

Activities included review and providing comments on mussel issues for more than 140 stream activity requests. The West Virginia Mussel Survey Protocols were updated, as well as the associated mussel stream list. Mussel identification testing was provided for private contractors to be certified to conduct mussel surveys and the approved surveyors' list was updated. Information and comments were provided to the U.S. Fish and Wildlife Service for species status assessments.

Biologists cooperated with the West Virginia Division of Highways (DOH) in monitoring of federally endangered species relocated from bridge projects. DOH monitoring efforts were conducted for the Shiloh, Camp Creek, and Cairo bridges. Three mussel surveys (Knapp Creek, Freemans Creek, and Cacapon River) were conducted for private landowners/Trout Unlimited/NRCS to clear instream projects for application to the Public Lands Corporation. Mussel salvage was conducted at Warden Lake when Fisheries Unit began drawdown below normal winter pool for weed suppression. The development of a Mussel Identification Handbook continues. A mussel salvage of the federally endangered Clubshell in Hackers Creek was conducted. The population is in major decline and the last within the entire Monongahela Basin. Hopes are to establish a breeding population at White Sulphur Springs National Fish Hatchery to save the genetic variation and eventually conduct restoration efforts within the watershed.

Restoration

Assisted with mussel broodstock collections and setting out propagation cages at Stonewall, Sutton, and Burnsville lakes. Assisted Pennsylvania Fish and Boat Commission with tagging and stocking propagated juvenile mussels into Dunkard Creek. Other stocking efforts were conducted on the Ohio, Little Kanawha, and Elk rivers.

Surveys and Monitoring

Mussel surveys were conducted on the Kanawha River, Little Kanawha River, West Fork Little Kanawha River, North and South Fork of Hughes River, Patterson Creek, Leading Creek, and North River. Mussel monitoring events were conducted on the Ohio River, Kanawha River, Little Kanawha River, North Fork Hughes, Middle Island Creek, and Elk River. Mussel silos were placed in Opequon, Patterson and Back creeks to assess potential water quality issues that may be resulting in the decline of mussels and to assess the potential for restoration efforts.

Natural Heritage Program

ECOLOGY

West Virginia Natural Heritage Program ecologists sampled 30 vegetation plots. One hundred twenty-eight new occurrences of vegetation associations were added to the Biotics database maintained by the Natural Heritage Program.

Staff participated in the first Natural Heritage Program ecology data exchange with NatureServe. This involved creating Subnational Element Tracking records for 158 associations in the U.S. National Vegetation Classification known to occur in West Virginia. These records document the distribution, state conservation rank, and references for each association.

Staff surveyed private lands in Randolph, Tucker, and Monroe counties to support applications for the West Virginia Outdoor Heritage Conservation Fund and the Forest Legacy Program. Biodiversity ranks were assigned to each property based on the quality, extent, and imperilment of natural habitats and rare species populations found.

Partnership activities included participation in the Central Appalachian Spruce Restoration Initiative, including attendance at the 2017 High Elevation Forest Restoration Workshop; attendance at the 2018 Southeast Biodiversity Conservation Forum; review and comment on proposals submitted by the U.S. Forest Service; and completion of a three-year contract with the National Park Service to establish permanent monitoring transects in river-scour prairie habitats along the Gauley River.

Ecologists participated in several outreach and educational activities, including leading field trips for the Wildflower Pilgrimage, the Boy Scouts, and the Tri-State Native Plant Conference; teaching Master Naturalist classes on wildflowers and weeds; teaching a workshop on sedges for the West Virginia Native Plant Society, and providing technical reviews of articles for Wonderful West Virginia magazine.

Staff made significant contributions to the knowledge of rare plant species in the state. Sixty-nine new rare plant occurrences were added to the Biotics database. Important botanical discoveries included relocating the false rue anemone (*Enemion biternatum*) along the Ohio River, last seen in the 1980s; learning to identify nodding rattlesnake-root (*Prenanthes crepidinea*) in vegetative condition and location of new populations in Randolph and Logan counties; expanding the known distribution of Blue Ridge sedge (*Carex austrolocorum*) in southwestern West Virginia, previously known from just one site; and relocating populations of the Guyandotte beauty (*Synandra hispidula*) at Chief Logan State Park, last documented in the 1990s.

BOTANY

Running Buffalo Clover (RBC) - (*Trifolium stoloniferum*), endangered:

RBC populations were monitored at seven sites in May – June 2018. Wildlife Diversity staff accompanied a representative of Brookfield Renewable Power to conduct a Federal Energy Regulatory Commission related monitoring and assessment of the Cotton Hill RBC population on May 23, 2018.

Shale Barren Rockcress (SBRC) - (*Arabis serotina*), endangered:

Staff cooperated with the U.S. Navy and the National Security Administration regarding the management of the SBRC occurrence on Little Fork shale barren at Sugar Grove Research Station. SBRC monitoring data was collected and shared with Dr. Conley McMullen of James Madison University.

Harperella (HARP) - (*Harperella nodosum*; *Ptilimnium nodosum*), endangered:

Staff monitored HARP populations on the Cacapon River, Back Creek, and Sleepy Creek in Morgan and Berkeley counties. Staff conducted the second year of a study examining the stream hydroperiod within which HARP survives on Sleepy Creek and will continue research in 2018.

Tennessee Pond Weed (TPW) – (*Potamogeton tennesseensis*): (petitioned for ESA listing)

Staff surveyed a population of TPW in Monongalia County in June 2018, confirming its presence and expanding the known size of the population.

West Virginia Natural Heritage Rare Species Database

The West Virginia Natural Heritage Program (WVNHP) Data Manager responded to 30 data requests from cooperating agencies and researchers needing element occurrence data for a variety of research projects within the state. A total of 148 field surveys were conducted by the WVNHP staff and its partners. This shows the effort put forth by our program to fulfill one of our primary functions to inventory and database the state's flora and fauna.

WILDLIFE RESOURCES

AQUATIC COMMUNITY ASSESSMENT AND RESTORATION PROGRAM

A pilot study to propagate and rear candy darters was designed over the winter and occurred in spring 2018. This species is under review for listing pursuant to the Endangered Species Act. The goal from this research is to re-establish self-sustaining populations of candy darters with native genotypes in their former range. Thirty-six candy darters were collected from the Gauley River drainage with no mortality during collection, transportation, or holding. These fish were used for study at White Sulphur Springs National Fish Hatchery to develop a hatchery rearing protocol. Spawning behavior was observed, and fry were produced. This pilot study has yielded valuable information for a reintroduction project that is slated to occur during FY 19.

A project focused on benthic trawling of the Kanawha River has been underway. Incorporating this method into our protocol allows us to better understand the distribution of benthic oriented fishes and their habitat use within large rivers. This project has provided new information regarding the status of several Species of Greatest Conservation Need.

Work continued on a West Virginia Fish Atlas, which will document the distribution and status of all West Virginia fish species. Efforts were expended revising maps which summarized approximately 9,000 records for 190 species; conducting a literature review of systematic, zoogeography, and record papers; photographing 75 state fishes; and adding keys to certain families.

Wadeable stream and non-wadeable river boat/raft surveys continued to assess the status and distribution of West Virginia fishes. In summary, 127 sampling efforts were completed during the 2017 collection season. These tasks fulfilled the program needs for inventory, monitoring and other evaluation objectives of our statewide project.

ENDANGERED SPECIES PROGRAM

Endangered Bats

Staff conducted hibernacula surveys at 11 sites, 74 driving routes and 11 stationary surveys between July 1 and Aug. 21, 2017, and 26 routes and 14 stationary surveys between May 19 and June 30, 2018, for a total of more than 2,223 miles. Program personnel assisted researchers with White-nose Syndrome (WNS) studies by collecting samples. Female Virginia big-eared bats were counted at the 11 known maternity colonies. The number of bats counted (9,869) was up 4.8 percent over the 2017 count and the highest count on record. To date, no Virginia big-eared bats have been observed exhibiting signs of WNS and data continues to suggest this species is not being impacted by WNS.

Rusty Patched Bumble Bee

A new record for this species was confirmed in Mineral County.

ZOOLOGY PROGRAM

Rare, Threatened, and Endangered Species Data Management

Documentation, survey information, and references were added to 47 Northern long-eared bat (*Myotis septentrionalis*) records with six additional occurrences added to the database. Indiana bat (*Myotis sodalis*) records are currently being evaluated with expected completion by December 2018.

Species Status Assessment

The cobblestone tiger beetle (*Cicindela marginipennis*) has been extirpated across most of its range due to alteration and removal of its habitat. The zoology staff assisted in the creation a Species Status Assessment (SSA). The process involved the analysis of survey, habitat, life history, population, and stressor data under current and future conditions. With coordination of staff and volunteers of the Ohio River National Wildlife Refuge, river sites were resurveyed more than a decade after the previous survey to determine presence status for the cobblestone tiger beetle. A final SSA report and ESA listing recommendation is tentatively scheduled before 2019.

Conservation Planning

The zoology staff provided scientific oversight to animals identified as Regional Species of Greatest Conservation (RSGCN Need). The Northeast Association of Fish and Wildlife Agencies, through its Fish and Wildlife Diversity Technical Committee, partnered with DNR and other state program leaders regarding potential invertebrate RSGCNs. The invertebrate taxa team in 2018 targeted benthic macroinvertebrate stoneflies. From 81 stonefly species, 32 stonefly species were identified as potential RSGCNs.

AMPHIBIAN AND REPTILE PROGRAM

Amphibian Disease

Biologists collected 631 samples from wood frog (*Lithobates sylvaticus*) tadpoles and several other species of amphibian larvae at 22 ephemeral wetlands from across West Virginia (16 counties) to test for ranavirus, a disease known to be deadly to amphibians, reptiles, and fish. Ranavirus is not known to be harmful to humans but can negatively impact local populations of wildlife. Samples have been shipped to the Southeastern Cooperative Wildlife Disease Study for analysis and diagnostics.

Wood Turtle (*Glyptemys insculpta*)

Biologists established six transects along two stream systems in the eastern panhandle to survey for wood turtles. Wood turtles have recently been petitioned for listing under the Endangered Species Act (ESA), and have become a conservation focus throughout their range. Surveys were completed on four of six transects in November 2017, and five of six transects in April 2018. Transects were missed if stream conditions were deemed unsafe. All wood turtles encountered were captured and marked using shell notching and a PIT tag. Biologists captured 22 wood turtles during the surveys this year. Population estimates will be determined once suitable sample sizes are collected.

Spotted Turtle (*Clemmys guttata*)

Recent declines have led to the spotted turtle being petitioned for listing under the ESA. Historic records and data indicate that spotted turtles were once more common in the eastern panhandle of West Virginia. In 2017, the species was thought to be isolated to two wetlands in Hampshire and Jefferson counties. Biologists began a mark-recapture study to assess the status of spotted turtles in West Virginia. Through these efforts, DNR confirmed a third population of spotted turtles. To date, staff have captured 95 spotted turtles, including six turtles at the newly confirmed site. Preliminary population estimates are currently being calculated. Biologists have also initiated a telemetry study at the Hampshire County site to learn more about spotted turtle movement, ecology, and habitat use to develop an effective management plan.

Timber Rattlesnake (*Crotalus horridus*)

The DNR is collecting timber rattlesnake observations as part of a citizen science initiative to document the distribution of the species. To date, biologists have collected 354 observations, of which 257 observations have been verified as legitimate (submitted by a natural resource professional or photo verified). Using the verified observations, DNR biologists calculated a preliminary extent of occurrence in West Virginia, or area of distribution, of 11.7 million acres with the range incorporating most of central West Virginia.

MAMMALS

Eastern Spotted Skunk (*Spilogale putorius*)

Eastern spotted skunks are furbearers that are thought to be declining range-wide. In January 2018, DNR initiated a project to study the demography and habitat of the spotted skunk, focusing efforts on Nathaniel Mountain WMA, but also includes areas in Pendleton County within the Monongahela National Forest. To date, staff are tracking two spotted skunks on Nathaniel Mountain, both female, and five spotted skunks in Pendleton County, three females and two males. Biologists have tracked spotted skunks to more than 30 unique den sites and will continue to track skunks to learn more about their denning and movement ecology.

CAVES AND KARST

Publications

Staff assisted the West Virginia Speleological Survey in the production of the “The Caves and Karst of Mercer & Summers counties, WV” bulletin. The publication is complete and will be used for conducting additional management and protection of cave resources in southern West Virginia.

Protection / Management activities

An exclusion fence was constructed at a Monroe County cave to prevent cattle from loafing within the entrance of a cave. Flood debris was removed from the cave entrance gate as well. In association with a gas pipeline construction project, assistance was given to a consulting firm in placement of bat acoustic monitoring equipment at a Monroe County cave.

Cave Fauna

Progress has been made targeting rare cave invertebrates and setting future management goals. The West Virginia cave invertebrate database has been modified to include landowner information, threats to resources, and actions completed. Information on the drainage basin, cave maps, and landowners was provided for the West Virginia spring salamander (*Gyrinophilus subterraneus*). Additional research is being conducted on this salamander to determine its status as a distinct species.

WILDLIFE RESOURCES

Technical Support Unit

PLANNING PROGRAM

The Fish and Wildlife Planner continued work on the Wildlife Resources Section Capital Improvements Strategic Plan. Assistance was provided in developing the Division's annual Budget Narrative. Fiscal notes were prepared and submitted during the 2018 legislative session.

COORDINATION PROGRAM

The Coordination Unit continues active participation in the licensing process for hydropower projects in West Virginia. During this reporting period, actions were taken on 14 proposed or currently licensed hydropower projects. Five projects were within the construction phase, one project (Racine) was beginning the licensing process, and the remainder of the already licensed and operating projects were actively working on maintaining compliance with Federal Energy Regulatory Commission orders and 401 certification. Fourteen projects are currently licensed and fully operational within West Virginia for an estimated combined output of 449.1 MWH. Thirteen projects are either being proposed or licensed or not yet constructed for an estimated potential combined output of 1,234.1 MWH.

Two new wind projects have been proposed for West Virginia: Short Mountain in Hardy County and the EverPower project near Terra Alta, Preston County. The Short Mountain Wind Facility proposes 22 turbines and plans to be in operation in 2020. The EverPower facility proposes 20 turbines and also plans to be in operation in 2020. Bat surveys for these projects were conducted in 2018. Coordination continues involvement with the proposed Black Rock Wind Facility in Grant and Mineral counties in regard to pre-construction wildlife surveys; and with the New Creek Wind Facility regarding post-construction monitoring and turbine curtailment treatments.

The Coordination Unit continues participation in the National Environmental Policy Act (NEPA) process for several major highway road expansion and bridge projects and numerous smaller highway, bridge, and culvert improvement projects. Eighty bridges, 79 culverts, 12 bank stabilizations and 41 flood damaged structures from the July/August 2017 floods also received attention. Working with the Division of Highways (DOH), staff continues to negotiate new mitigation plans for Corridor H. Alignment modifications are now being considered to avoid impacts to the federally threatened small whorled pogonia.

The Coordination Unit continues to provide technical support for Clean Water Act (CWA) Section 401 and River and Harbors Act Section 10 certifications to the Department of Environmental Protection under our Memorandum of Understanding. The Coordination Unit reviewed and submitted comments for highway reviews, wetland and stream restoration, economic development projects, etc.

Considerable mitigation in the form of avoidance, reduction of potential impacts, restoration, and enhancement of aquatic resources has been secured as a result of these efforts. Considerable time and effort were expended on the Tri-State Water Quality Certification Application. Tri-State proposes to conduct dredging activities in the New Cumberland Pool of the Ohio River (Hancock County). The Coordination Program consulted with Wildlife Diversity and Fisheries staff to develop Special Conditions for the 401 Permit that would lessen impacts to freshwater mussels, fishes, and their habitats within the river reach.

Coordination concerning Habitat Conservation Plans (HCP) is ongoing with American Electric Power (AEP) and the Oil and Gas Coalition. AEP proposes a 30-year HCP that would allow take of 15 federally listed species in 11 states; five of these species are in the southern half of West Virginia and counties along the Ohio River. The Oil and Gas Coalition HCP is a 50-year HCP, and covers West Virginia, Ohio and Pennsylvania. The purpose of this HCP is to allow take of federally listed and sensitive bat species, while establishing conservation areas.

Coordination staff responded to requests from DOH, local officials, state officials, and numerous watershed groups for information on permitting issues relating to wetland/stream disturbance, mitigation obligations; permit compliance, natural stream design, flooding and other related topics. Staff provided review and comment on potential endangered species issues to West Virginia Voluntary Organizations Active in Disaster Relief regarding flood-related private bridge repair/replacement projects. Comments were provided to the U.S. Army Corps of Engineers (COE) for several Section 10 projects on the Kanawha and Ohio rivers (recreational docks, barge facilities, maintenance dredging).

Staff coordinated with the U.S. Natural Resource Conservation Service and Trout Unlimited on several natural stream restoration projects using principles of natural stream design to resolve significant bank stability issues and diminished habitat on private lands. These projects involved implementing minor modifications to channel dimensions and in-stream structures opposed to traditional hard armor engineering (riprap).

Coordination Unit personnel served on the Interagency Review Team (IRT) to review, comment and approve Mitigation

WILDLIFE RESOURCES

Banks and In-Lieu Fee (ILF) projects. Staff attended field reviews and provided design input for the development of several newly proposed mitigation banks. Staff verified yearly monitoring reports and conducted field reviews at existing mitigation banks. Staff expended considerable efforts this year coordinating a number of ILF projects including major stream and wetland restoration projects on Hillcrest WMA, Old Field Fork, Tug Fork WMA, Frozen Camp WMA, Mill Creek WMA, McClintic WMA, Greenbottom WMA, Lakin State Farm, and Dunloup Creek. There are 42 projects currently being administered by the IRT.

Staff was active in providing coordination with the natural gas industry in an attempt to mitigate impacts to our charge resources. Staff reviewed various applications for oil and gas related activities, including well locations, pipeline activities and fractionation plant development. Technical support was provided to DEP Office of Oil and Gas and to Waste and Water concerning impacts to fish and wildlife associated with oil and gas production and transmission. Support was also provided to Fish and Game Management units, the Division of Forestry and the Parks and Recreation Section for oil and gas activities on Lewis Wetzel WMA, Frozen Camp WMA, Underwood WMA, O'Brien Lake WMA, Burnsville Lake WMA, Kumbrabow State Forest and Seneca State Forest.

Staff researched, developed, analyzed and implemented a process to assess impacts and provide conservation measures for forest fragmentation resulting from natural gas pipeline construction on public and private lands. Funding from industry was provided as conservation measures for replacement of core forest areas. Cooperative agreements were developed with The Conservation Fund to serve as a fiduciary for these funds. To date funding has been received or committed for greater than 20,000 acres of habitat replacement projects. In addition, funding was provided to The Wildlife Endowment Fund to provide a revenue stream for future management activities associated with core forest acquisition and management.

Coordination Unit personnel continue working with U.S. Fish and Wildlife Service staff to revise hunting, trapping and fishing regulations on Ohio River Islands National Wildlife Refuge and Canaan Valley National Wildlife Refuge. Staff also provided support for the Commercial Forest Compatibility Determination on this refuge. Coordination continues with minor projects requiring NEPA review for the U.S. Forest Service - Monongahela National Forest.

Three hundred eighty-seven Scientific Collecting Permits were issued to researchers, consultants, government agencies, and educators. Most permits are issued to consultants conducting required presence/absence surveys, or performing required biomonitoring.

BIOMETRICS/GEOGRAPHIC INFORMATION SYSTEM (GIS) PROGRAM

Staff provided installation, maintenance and support of computer hardware, software and peripherals, funded by traditional sources including grants and contracts (U.S. Fish and Wildlife Service and U.S. Environmental Protection Agency).

Annual projects supported included producing game harvest summaries, summarizing spring gobbler survey results, summarizing responses from the grouse cooperator survey, summarizing bow hunter survey results, processing antlerless deer and black bear eligibility notices for mailing, summarizing statewide hunter prospects, and mast surveys.

GIS staff provided training and technical assistance on GIS and Global Positioning Systems (GPS) data acquisition and dataset development, GPS data management, GIS application use, cartography, large-format printing and spatial data analysis. Existing GPS collection, processing and organization procedures were further refined to help streamline the tracking of GPS data collection activities. These geospatial services were provided for projects operating statewide to ensure the collection of accurate locations of field survey data. GIS staff have deployed GIS capabilities in district offices and provided ongoing staff instruction as requested.

GIS staff maintained and managed more than three terabytes of natural resource base mapping information ranging from statewide aerial photography, satellite imagery, topographic maps, soil surveys, geology, elevation models for visualization and watershed modeling, streams, wetlands, public fishing lakes, demographics, political boundaries, land use/land cover, and other miscellaneous natural resource datasets. Use of these GIS datasets by agency staff continues to grow and become incorporated into the daily workflow and basic analysis of project data for management of state lands.

GIS staff responded to requests for data from engineering firms, contractors, partners and other federal/state organizations as needed. Staff provided data as appropriate to support WRS projects, activities and interests.

WILDLIFE RESOURCES

RECREATIONAL RESOURCES MAPPING

Staff redesigned the Hunting, Trapping and Fishing online Map Application with assistance from the West Virginia GIS Technical Center (WVGISTC). This tool provides the public increased access to Wildlife Resources Section facilities including WMAs, stream access, float trips, check stations, license agents, trout stocking information, physically challenged or Class Q opportunities, district office contact information, and links to online resources for license purchases and regulations. Staff collected, processed, and added lake depth data to more than 30 lakes in the past year.

WEST VIRGINIA STATE WILDLIFE ACTION PLAN (SWAP)

Species database support, GIS analysis, data organization, metadata, and map layouts continued for Conservation Focus Area Plans as part of SWAP annual updates and revisions. Work continued on validating species distribution models to estimate statewide distributions of species and habitats for the SWAP and Interagency Coordination Tool.

INTERAGENCY COORDINATION TOOL

A web-based tool was maintained in cooperation with NRCS, USFWS, and WVGISTC to provide rare species data to assist District Conservationists in protecting these species as they install NRCS conservation practices.

WATERSHED RESOURCES REGISTRY

An online mapping tool allows our staff to coordinate with other agencies (Environmental Protection Agency, DEP, USACOE, USDOT, DOH, etc.) more effectively; identify candidate locations; assess and compare potential projects; export data and print site maps for field visits; and input a site visit form connected to a point on the map with general on-the-ground information for the site. There are many West Virginia-specific turn on-off layers and eight suitability analyses to explore.

WVDNR

INDEX



INDEX

A

Administration v, 2, 91
Administration - Wildlife Resources 72
Amphibian and Reptile Program 87
Annual Mast Survey 77
Aquatic Community Assessment and Restoration Program 86
Arrests by Type and District 47
Audra State Park 59

B

Babcock State Park 59
Beartown State Park 59
Beech Fork State Park 59
Berkeley Springs State Park 59
Biometrics/Geographic Information System (GIS) Program 89
Black Bear 76
Blackwater Falls State Park 60
Blennerhassett Island Historical State Park 60
Bluestone State Park 60
Boards and Commissions on which the Director Serves v
Boating Safety Program 42
Botany 85
Budget 9
Business Technology Services 3
Butterflies 84

C

Cabwaylingo State Forest 60
Cacapon Resort State Park 60
Calvin Price State Forest 67
Camp Creek State Park 61
Canaan Valley Resort State Park 61
Capital Improvements 73
Carnifex Ferry Battlefield State Park 61
Cass Scenic Railroad State Park 61
Cathedral State Park 61
Caves and Karst 87
Cedar Creek State Park 61
Chief Logan Lodge 62
Chief Logan State Park 62
Commercial Dredgers Report 39
Construction and Design Projects
in progress as of June 30, 2018, or after 1, 70
Coopers Rock State Forest 62
Coordination Program 88
Customer Relations 4

D

District Offices vi
Droop Mountain Battlefield State Park 62

E

Ecology 85
EEOC Statement v
Elk 76
Endangered Species Program 86
Environmental Reviews 75

F

Finances 58
Fiscal Services 9
Fisheries and Habitat Surveys 79
Fish Hatchery Program 78
Fish Management 78
Fleet Management 3
Forks of Coal Natural Area 63

G

Game Management 74
General Information 57
Greenbrier River Trail 62
Greenbrier State Forest 62

H

Hawks Nest State Park 63
Holly River State Park 63
Human Resources 3
Hunter Education Program 42
Hunters Helping the Hungry 73

I

Individual Area and Section Activity Reports 59
Interagency Coordination Tool 90

K

Kanawha State Forest 63
Kumbrabow State Forest 63

L

Land Acquisition 34
Land Licensed or Leased to DNR 36
Law Enforcement 40
Law Enforcement Activity 45
Law Enforcement Program 41
Letter from the Director iii
License/Privilege Revocation System 1, 44
License Sales 4, 6, 8
Little Beaver State Park 64
Lost River State Park 64

M

Mammals 87
Mission Statement v
Moncove Lake State Park 64
Mussel Program 84

N

National Hunting and Fishing Days 73
Natural Heritage Program 85
North Bend Rail Trail 64
North Bend State Park 64
Number of Natural Resources Police Officers
per Population and Square Miles 44

O

Office of Land and Streams 33
Officer Training 42
Options to Purchase Obtained 37
Organizational Chart iv
Ornithology 83
Other Functions 34
Outdoor Youth Challenge 73
Outreach 72

INDEX

P

Panther State Forest 65
Parcels in Process of Acquisition 38
parks and recreation 55
Parks Overview 56
Pinnacle Rock State Park 65
Pipestem Resort State Park 26
Planning, Engineering and Maintenance 68
Planning Program 88
Point Pleasant Battle Monument 66
Prickett's Fort State Park 65
Properties Acquired 35
Property and Procurement 3
Property Management 39
Prosecution Comparison 1, 46

R

Recreational Resources Mapping 90
Regional, National and International Coordination 75
REPORT OF PROSECUTIONS BY CHARGE 48
REPORT of PROSECUTIONs BY COUNTY 53
Rivers and Stream Management 34, 39

S

Seneca State Forest 65
Statement of Disbursements 10
State Parks, Forests and Recreation Areas vii
Stonewall Resort State Park 65
Substantially Complete Projects 69

T

Table of Contents 1
Technical Assistance 75
Technical Support Unit 88
Tomlinson Run State Park 66
Tu-Endie-Wei State Park 66
Twin Falls Resort State Park 66
Tygart Lake State Park 66

V

Valley Falls State Park 67

W

Watershed Resources Registry 90
Watoga State Park 67
Watters Smith Memorial State Park 67
West Virginia's Archery in the Schools Program 73
West Virginia State Wildlife Action Plan (SWAP) 90
White-tailed Deer 76
Whitewater Enforcement Program 43
Wild Boar 77
Wildlife Damage and Nuisance Activities 75
Wildlife Diversity Program 83
Wildlife Management Areas viii
Wildlife Population Surveys and Research 75
Wildlife Resources 71
Wild Turkey 77

Z

Zoology Program 86



WVDNR

West Virginia Division of Natural Resources

324 4th Avenue
South Charleston, West Virginia 25303

(304) 558-2754
Fax: (304) 558-2768